

第3 水産物部

1 平成26年度概況

(1) 総取扱高

本年度の開市日数は270日、総取扱数量は14,544,325kgで前年度対比は98.1%、総取扱金額は14,266,755,010円で前年度対比は105.7%であった。

一ヶ月平均取扱数量は1,212,027kgで、最高は12月の1,496,698kg、最低は1月の959,181kgであった。

一日平均取扱数量は53,868kgで、最高は5月8日の102,781kg、最低は1月14日の28,693kgであり、また、一日平均取扱金額は52,839,833円で、最高は12月26日の125,331,797円、最低は、10月29日の25,498,299円であった。

種別取扱数量では、鮮魚は7,053,674kgで前年度対比101.9%、冷凍は3,656,772kgで前年度対比94.7%、塩干・加工品は3,833,879kgで前年度対比94.9%となっている。

また、種別取扱金額では、鮮魚は5,879,845,349円で前年度対比105.6%、冷凍は4,099,977,582円で前年度対比107.8%、塩干・加工品は4,286,932,079円で前年度対比103.8%となっている。

(2) 出荷地別取扱状況

順位	取扱数量		取扱金額	
	出荷地	割合	出荷地	割合
1	宮城	24.5	宮城	22.9
2	福島	13.4	東京	16.0
3	千葉	11.4	福島	12.7
4	東京	10.6	千葉	9.0
5	茨城	6.1	北海道	6.8
6	青森	5.9	茨城	5.7
7	北海道	5.0	青森	4.9
8	岩手	4.8	静岡	3.3
9	静岡	2.5	岩手	2.3
10	新潟	2.4	新潟	2.1
11	沖縄	1.2	沖縄	1.6
12	愛媛	1.2	愛媛	1.2
13	神奈川県	1.0	福岡	1.2
14	鹿児島	0.9	兵庫	1.0
15	三重	0.9	神奈川県	1.0
	計	91.8	計	91.7

(3) kgあたりの平均単価

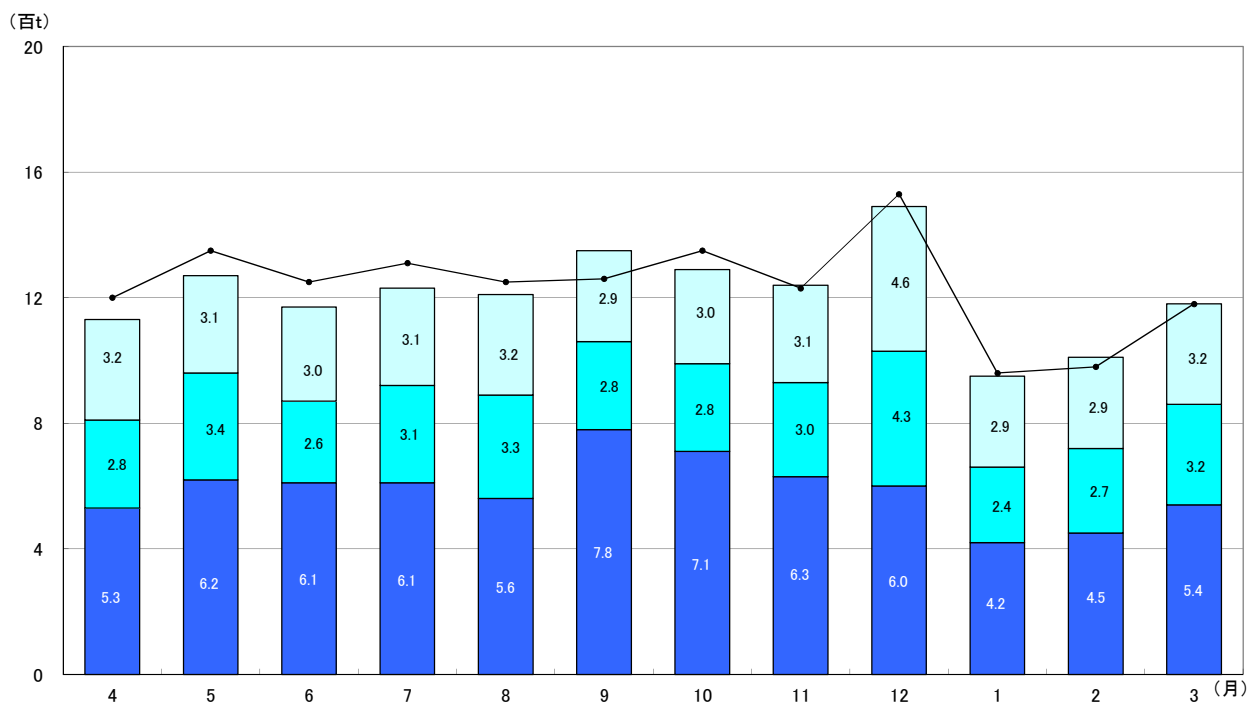
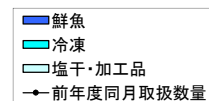
本年度の総平均単価は981円で前年度対比107.7%、種別にみると鮮魚は834円で前年度対比103.6%、冷凍は1,121円で前年度対比113.9%、塩干・加工品は1,118円で前年度対比109.3%となっている。

2 取扱

(1) 総括表

区分			合計	4月	5月	6月	7月	8月
開市日数			270日	23日	24日	21日	24日	23日
合計	年間取扱高	数量	14,544,325	1,132,530	1,272,006	1,169,056	1,235,683	1,206,002
		金額	14,266,755,010	1,098,740,309	1,165,357,268	1,066,992,489	1,223,057,480	1,267,554,419
単価		981	970	916	913	990	1,051	
鮮魚	一日平均取扱高	数量	53,868	49,240	53,000	55,669	51,487	52,435
		金額	52,839,833	47,771,318	48,556,553	50,809,166	50,960,728	55,111,062
単価		834	869	803	735	775	976	
冷凍	数量	7,053,674	531,750	616,317	611,064	614,838	556,273	
	金額	5,879,845,349	461,987,655	495,024,223	448,973,792	476,417,711	542,868,543	
	単価	834	869	803	735	775	976	
塩干・加工品	数量	3,656,772	279,980	342,087	260,610	307,692	334,020	
	金額	4,099,977,582	299,107,303	334,374,677	297,953,279	399,557,328	365,178,267	
	単価	1,121	1,068	977	1,143	1,299	1,093	
合計	数量	3,833,879	320,800	313,602	297,382	313,153	315,709	
	金額	4,286,932,079	337,645,351	335,958,368	320,065,418	347,082,441	359,507,609	
	単価	1,118	1,053	1,071	1,076	1,108	1,139	

ア 月別取扱数量推移図

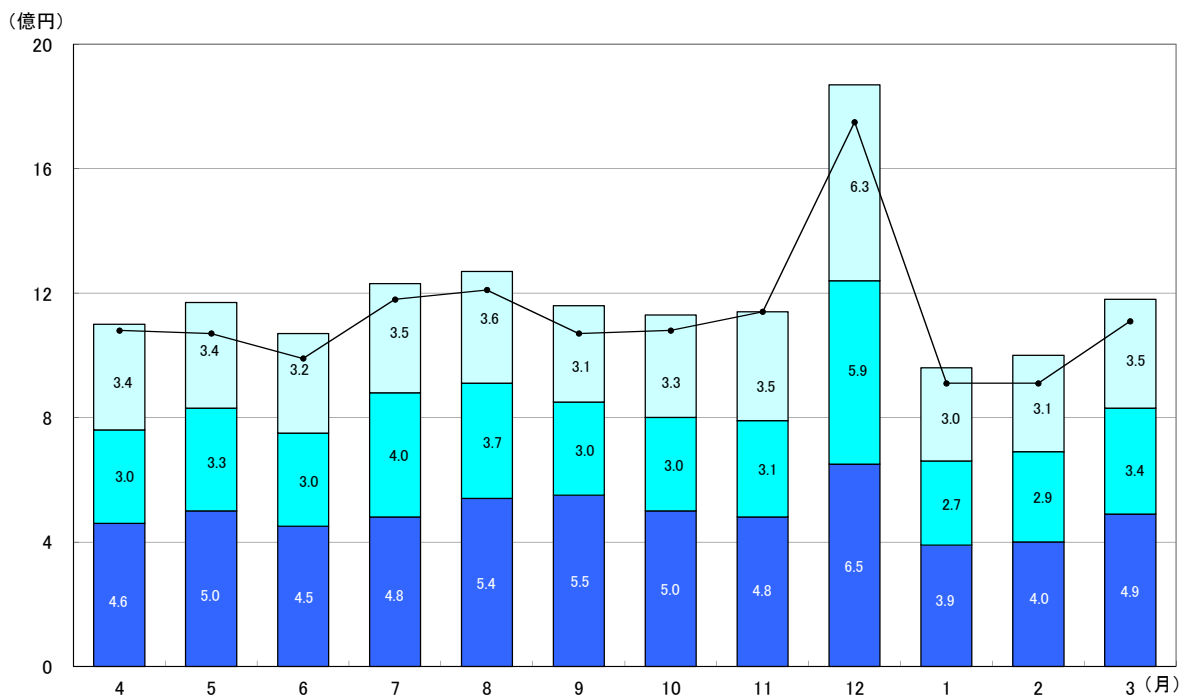
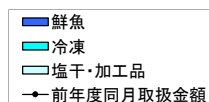


概況

単位：数量…kg／金額・単価…円

9 月	10 月	11 月	12 月	1 月	2 月	3 月
23 日	24 日	21 日	25 日	20 日	20 日	22 日
1,347,285	1,291,469	1,241,829	1,496,698	959,181	1,011,743	1,180,843
1,161,164,835	1,130,556,650	1,132,278,787	1,871,684,485	964,263,552	1,004,342,189	1,180,762,547
862	875	912	1,251	1,005	993	1,000
58,578	53,811	59,135	59,868	47,959	50,587	53,675
50,485,428	47,106,527	53,918,037	74,867,379	48,213,178	50,217,109	53,671,025
776,690	706,038	633,170	600,687	421,365	448,538	536,944
547,232,510	500,090,963	478,656,882	653,861,278	386,622,823	403,005,483	485,103,486
705	708	756	1,089	918	898	903
281,015	282,367	295,399	432,137	244,270	273,205	323,990
303,522,622	299,995,069	306,475,555	587,736,236	273,787,040	288,130,798	344,159,408
1,080	1,062	1,037	1,360	1,121	1,055	1,062
289,580	303,064	313,260	463,874	293,546	290,000	319,909
310,409,703	330,470,618	347,146,350	630,086,971	303,853,689	313,205,908	351,499,653
1,072	1,090	1,108	1,358	1,035	1,080	1,099

イ 月別取扱金額推移図



(2) 県内・県外別取扱高表

区 分		合 計	4 月	5 月	6 月	7 月	8 月	
合 計	数量	14,544,325	1,132,530	1,272,006	1,169,056	1,235,683	1,206,002	
	金額	14,266,755,010	1,098,740,309	1,165,357,268	1,066,992,489	1,223,057,480	1,267,554,419	
小 計	県 内	数量	1,954,865	140,155	210,218	167,400	177,388	161,222
		金額	1,817,844,936	136,945,516	161,751,316	145,478,583	165,614,463	168,353,093
	県 外	数量	12,589,460	992,375	1,061,788	1,001,656	1,058,295	1,044,780
		金額	12,448,910,074	961,794,793	1,003,605,952	921,513,906	1,057,443,017	1,099,201,326
鮮 魚	県 内	数量	698,332	41,515	53,406	65,453	68,150	57,467
		金額	567,970,079	40,574,480	43,738,482	49,775,953	54,131,379	57,501,867
	県 外	数量	6,355,342	490,235	562,911	545,611	546,688	498,806
		金額	5,311,875,270	421,413,175	451,285,741	399,197,839	422,286,332	485,366,676
冷 凍	県 内	数量	721,457	45,242	109,884	59,029	63,932	59,981
		金額	659,067,830	44,952,134	69,148,960	51,823,621	62,887,626	63,449,251
	県 外	数量	2,935,315	234,738	232,203	201,581	243,760	274,039
		金額	3,440,909,752	254,155,169	265,225,717	246,129,658	336,669,702	301,729,016
塩 干 加工品	県 内	数量	535,076	53,398	46,928	42,918	45,306	43,774
		金額	590,807,027	51,418,902	48,863,874	43,879,009	48,595,458	47,401,975
	県 外	数量	3,298,803	267,402	266,674	254,464	267,847	271,935
		金額	3,696,125,052	286,226,449	287,094,494	276,186,409	298,486,983	312,105,634

(3) 委託・買付別取扱高表

区 分		合 計	4 月	5 月	6 月	7 月	8 月	
合 計	数量	14,544,325	1,132,530	1,272,006	1,169,056	1,235,683	1,206,002	
	金額	14,266,755,010	1,098,740,309	1,165,357,268	1,066,992,489	1,223,057,480	1,267,554,419	
小 計	委 託	数量	6,545,793	513,037	587,479	586,619	559,285	491,232
		金額	4,945,690,541	403,031,463	422,917,917	395,192,015	390,059,286	422,359,429
	買 付	数量	7,998,532	619,493	684,527	582,437	676,398	714,770
		金額	9,321,064,469	695,708,846	742,439,351	671,800,474	832,998,194	845,194,990
鮮 魚	委 託	数量	5,445,320	420,977	496,666	494,471	475,755	406,043
		金額	3,934,492,059	320,574,649	339,646,735	314,286,671	314,919,445	343,332,955
	買 付	数量	1,608,354	110,773	119,651	116,593	139,083	150,230
		金額	1,945,353,290	141,413,006	155,377,488	134,687,121	161,498,266	199,535,588
冷 凍	委 託	数量	44,068	2,954	2,804	4,142	3,468	4,161
		金額	27,961,110	1,823,225	1,948,274	2,536,117	2,155,919	2,668,226
	買 付	数量	3,612,704	277,026	339,283	256,468	304,224	329,859
		金額	4,072,016,472	297,284,078	332,426,403	295,417,162	397,401,409	362,510,041
塩 干 加工品	委 託	数量	1,056,405	89,106	88,009	88,006	80,062	81,028
		金額	983,237,372	80,633,589	81,322,908	78,369,227	72,983,922	76,358,248
	買 付	数量	2,777,474	231,694	225,593	209,376	233,091	234,681
		金額	3,303,694,707	257,011,762	254,635,460	241,696,191	274,098,519	283,149,361

単位：数量…kg／金額…円

9 月	10 月	11 月	12 月	1 月	2 月	3 月
1,347,285	1,291,469	1,241,829	1,496,698	959,181	1,011,743	1,180,843
1,161,164,835	1,130,556,650	1,132,278,787	1,871,684,485	964,263,552	1,004,342,189	1,180,762,547
156,680	177,304	178,967	197,658	110,279	126,075	151,519
138,162,047	134,381,246	138,711,294	238,644,301	123,242,817	123,603,792	142,956,468
1,190,605	1,114,165	1,062,862	1,299,040	848,902	885,668	1,029,324
1,023,002,788	996,175,404	993,567,493	1,633,040,184	841,020,735	880,738,397	1,037,806,079
64,731	89,879	91,438	57,126	30,738	34,826	43,603
47,012,311	50,089,690	50,275,311	66,398,175	32,461,137	33,575,650	42,435,644
711,959	616,159	541,732	543,561	390,627	413,712	493,341
500,220,199	450,001,273	428,381,571	587,463,103	354,161,686	369,429,833	442,667,842
51,265	47,721	48,794	67,700	40,855	56,874	70,180
50,537,789	45,181,847	44,931,585	76,217,255	45,367,804	49,343,108	55,226,850
229,750	234,646	246,605	364,437	203,415	216,331	253,810
252,984,833	254,813,222	261,543,970	511,518,981	228,419,236	238,787,690	288,932,558
40,684	39,704	38,735	72,832	38,686	34,375	37,736
40,611,947	39,109,709	43,504,398	96,028,871	45,413,876	40,685,034	45,293,974
248,896	263,360	274,525	391,042	254,860	255,625	282,173
269,797,756	291,360,909	303,641,952	534,058,100	258,439,813	272,520,874	306,205,679

単位：数量…kg／金額…円

9 月	10 月	11 月	12 月	1 月	2 月	3 月
1,347,285	1,291,469	1,241,829	1,496,698	959,181	1,011,743	1,180,843
1,161,164,835	1,130,556,650	1,132,278,787	1,871,684,485	964,263,552	1,004,342,189	1,180,762,547
724,827	639,811	556,552	553,745	407,336	432,310	493,560
469,572,370	424,217,124	397,214,393	538,134,331	327,735,559	352,468,238	402,788,416
622,458	651,658	685,277	942,953	551,845	579,433	687,283
691,592,465	706,339,526	735,064,394	1,333,550,154	636,527,993	651,873,951	777,974,131
643,245	551,667	471,742	422,683	315,299	343,208	403,564
398,044,414	345,309,252	319,714,948	392,104,729	249,273,478	275,290,413	321,994,370
133,445	154,371	161,428	178,004	106,066	105,330	133,380
149,188,096	154,781,711	158,941,934	261,756,549	137,349,345	127,715,070	163,109,116
4,238	2,810	3,483	5,632	2,534	2,846	4,996
2,386,128	1,829,342	2,230,516	3,612,708	1,698,990	2,127,515	2,944,150
276,777	279,557	291,916	426,505	241,736	270,359	318,994
301,136,494	298,165,727	304,245,039	584,123,528	272,088,050	286,003,283	341,215,258
77,344	85,334	81,327	125,430	89,503	86,256	85,000
69,141,828	77,078,530	75,268,929	142,416,894	76,763,091	75,050,310	77,849,896
212,236	217,730	231,933	338,444	204,043	203,744	234,909
241,267,875	253,392,088	271,877,421	487,670,077	227,090,598	238,155,598	273,649,757

3 種 別 ・ 出 荷

種別 出荷地別	合計		鮮 魚		冷 凍		塩干・加工品	
	数 量	金 額	数 量	金 額	数 量	金 額	数 量	金 額
福島	1,954,871	1,817,844,936	698,335	567,970,079	721,459	659,067,830	535,077	590,807,027
北海道	733,245	971,796,346	519,343	604,705,828	52,212	68,208,498	161,690	298,882,020
青森	861,198	695,386,960	625,735	428,929,281	116,953	81,746,736	118,510	184,710,943
岩手	690,945	325,977,297	657,760	281,056,347	24,069	16,977,450	9,116	27,943,500
宮城	3,570,214	3,264,723,920	1,153,299	872,444,769	1,328,434	1,302,601,508	1,088,481	1,089,677,643
秋田	45,250	26,490,365	17,578	10,418,882	17,964	9,386,064	9,708	6,685,419
山形	53,442	29,831,901	29,985	14,963,441	6	6,048	23,451	14,862,412
茨城	885,137	812,777,004	311,829	230,511,671	152,115	194,823,648	421,193	387,441,685
栃木	9,732	7,126,903	60	104,760	610	457,596	9,062	6,564,547
群馬	115,422	82,137,299	683	408,510	13,594	31,224,203	101,145	50,504,586
埼玉	24,811	30,215,608	6,006	2,583,021	4,924	4,376,158	13,881	23,256,429
千葉	1,660,842	1,288,194,450	1,308,560	884,317,443	36,867	88,908,644	315,415	314,968,363
東京	1,546,261	2,280,378,811	463,216	760,372,566	804,036	1,037,730,337	279,009	482,275,908
神奈川	149,618	144,558,799	42,316	32,762,242	28,766	38,641,268	78,536	73,155,289
新潟	345,362	294,456,771	53,737	24,757,988	14,951	24,403,589	276,674	245,295,194
富山	31,420	16,902,714	30,501	14,623,724			919	2,278,990
石川	7,911	11,556,800	3,198	2,371,574	573	826,481	4,140	8,358,745
福井	45,487	28,822,646	1,207	1,543,752			44,280	27,278,894
山梨	1,362	2,272,907	52	214,488	80	174,960	1,230	1,883,459
長野	364	794,448			364	794,448		
岐阜	19,227	41,734,087			19,188	41,536,708	39	197,379
静岡	368,663	463,804,780	83,998	64,569,703	164,294	263,895,350	120,371	135,339,727
愛知	78,969	80,488,137	45,472	41,370,187			33,497	39,117,950
三重	135,370	130,714,536	36,878	32,605,143	91,076	84,080,479	7,416	14,028,914
滋賀	1,820	1,043,585					1,820	1,043,585
京都	12,300	23,486,689	12,077	23,348,827	223	137,862		
大阪	28,949	58,774,894	14,299	18,633,797	13,590	34,790,949	1,060	5,350,148
兵庫	108,584	147,165,015	47,899	65,452,825	19,812	30,579,224	40,873	51,132,966
奈良								
和歌山	1,323	2,025,304	944	1,217,961			379	807,343
鳥取	22,778	29,271,154	11,019	10,738,974	1,909	6,390,579	9,850	12,141,601
島根	12,418	15,930,340	10,079	11,701,845			2,339	4,228,495
岡山	1,138	1,099,972					1,138	1,099,972
広島	53,115	81,276,162	47,366	45,737,976	4,349	32,473,907	1,400	3,064,279
山口	70,598	72,303,596	17,901	32,351,425	88	102,816	52,609	39,849,355
徳島	16	112,320	16	112,320				
香川	7,490	12,544,285			6,669	11,283,826	821	1,260,459
愛媛	172,421	177,121,296	165,233	160,398,121	5,425	11,119,936	1,763	5,603,239

地 別 取 扱 高 表

単位：kg・円

種別 出荷地別	合計		鮮 魚		冷 凍		塩干・加工品	
	数 量	金 額	数 量	金 額	数 量	金 額	数 量	金 額
高知	9,676	3,635,331	9,676	3,635,331				
福岡	123,651	167,810,755	60,788	44,103,902	3,283	3,531,456	59,580	120,175,397
佐賀	57,968	94,518,694	57,833	94,449,574	135	69,120		
長崎	48,335	50,269,929	43,683	38,215,863	4,386	11,797,429	266	256,637
熊本	63,015	37,737,334	61,538	34,579,490			1,477	3,157,844
大分	51,781	44,771,259	46,116	32,525,523			5,665	12,245,736
宮崎	51,164	38,687,697	48,964	34,487,802	2,200	4,199,895		
鹿児島	137,178	136,316,912	137,178	136,316,912				
沖縄	173,491	221,864,062	171,321	218,231,482	2,170	3,632,580		
総 計	14,544,325	14,266,755,010	7,053,674	5,879,845,349	3,656,772	4,099,977,582	3,833,879	4,286,932,079
平均単価		981		834		1,121		1,118

4 品目別取扱高順位表

(1) (鮮魚)

数量 順位	品 目	数量(Kg)	比率(%)	金額 順位	金 額	比率(%)	平均単価
1	か つ お	1,272,206	18.0	2	740,561,120	12.6	582
2	さ ん ま	777,219	11.0	4	330,773,530	5.6	426
3	め ば ち	612,794	8.7	1	778,545,717	13.2	1,270
4	い か 類	524,013	7.4	7	275,383,863	4.7	526
5	か れ い 類	418,743	5.9	6	278,761,381	4.7	666
6	は ま ち	346,956	4.9	5	287,298,087	4.9	828
7	た い	221,161	3.1	10	208,400,424	3.5	942
8	ま ぐ ろ	213,462	3.0	3	449,618,429	7.6	2,106
9	あ じ	173,613	2.5	14	118,608,228	2.0	683
10	か き	160,873	2.3	12	124,793,009	2.1	776
11	た こ 類	157,090	2.2	9	210,509,395	3.6	1,340
12	さ ば 類	155,045	2.2	23	54,324,283	0.9	350
13	ほ た て	149,239	2.1	15	116,961,054	2.0	784
14	あ さ り	134,405	1.9	18	84,717,280	1.4	630
15	い わ し	119,508	1.7	24	53,584,822	0.9	448
16	さ け	114,056	1.6	13	119,700,133	2.0	1,049
17	わ か め	105,920	1.5	20	57,844,167	1.0	546
18	た ら 類	104,744	1.5	21	54,926,078	0.9	524
19	し じ み	96,156	1.4	22	54,812,983	0.9	570
20	あ ん こ う	95,735	1.4	17	97,972,739	1.7	1,023
21	ほ っ き	77,624	1.1	26	47,180,878	0.8	608
22	か に 類	77,231	1.1	16	109,836,728	1.9	1,422
23	ひ ら め	75,973	1.1	19	80,501,983	1.4	1,060
24	き ち じ	74,240	1.1	11	145,845,533	2.5	1,965
25	は ま ぐ り	47,754	0.7	29	30,095,027	0.5	630
26	ど ん こ	47,312	0.7	32	19,265,219	0.3	407
27	す ず き	31,063	0.4	31	21,704,272	0.4	699
28	う に 類	25,409	0.4	8	242,787,707	4.1	9,555
29	き わ だ	18,120	0.3	30	22,087,867	0.4	1,219

(1) (鮮魚)

数量 順位	品 目	数量(K g)	比率(%)	金額 順位	金 額	比率(%)	平均単価
30	ほうぼう類	17,287	0.2	38	6,550,150	0.1	379
31	えび類	15,588	0.2	27	44,183,246	0.8	2,834
32	かじき類	12,514	0.2	35	10,018,289	0.2	801
33	いしもち	12,236	0.2	42	4,233,714	0.1	346
34	こんぶ	11,351	0.2	39	5,599,746	0.1	493
35	あわび	9,427	0.1	25	53,559,988	0.9	5,682
36	さざえ	9,151	0.1	34	10,652,717	0.2	1,164
37	めぬけ類	8,673	0.1	33	12,221,569	0.2	1,409
38	貝焼	7,606	0.1	28	36,311,423	0.6	4,774
39	あゆ	4,026	0.1	37	6,556,254	0.1	1,628
40	はたはた	3,698	0.1	45	1,387,698	0.0	375
41	にしん	3,443	0.0	44	1,422,802	0.0	413
42	このしろ	3,389	0.0	41	4,880,326	0.1	1,440
43	しらうお	2,520	0.0	40	4,941,691	0.1	1,961
44	なまこ	1,555	0.0	43	2,958,033	0.1	1,902
45	ます	1,488	0.0	46	1,372,173	0.0	922
46	どじょう(うなぎ)	1,271	0.0	36	6,680,437	0.1	5,256
47	解凍ばち	11	0.0	47	12,701	0.0	1,155
1	その他鮮魚	273,244	3.9	1	253,536,548	4.3	928
2	その他貝類	106,008	1.5	2	102,956,792	1.8	971
3	その他藻類	104,931	1.5	3	63,784,504	1.1	608
4	その他	16,595	0.2	4	28,622,612	0.5	1,725
	鮮魚計	7,053,674	100.0		5,879,845,349	100.0	834

(2) (冷凍)

数量 順位	品 目	数量(K g)	比率(%)	金額 順位	金 額	比率(%)	平均単価
1	冷赤魚	546,516	14.9	3	289,951,966	7.1	531
2	冷ほっけ	389,470	10.7	5	226,716,262	5.5	582
3	冷かれい	253,921	6.9	8	158,264,385	3.9	623
4	冷さんま	213,778	5.8	14	66,225,224	1.6	310

(2) (冷凍)

数量 順位	品 目	数量(K g)	比率(%)	金額 順位	金 額	比率(%)	平均単価
5	冷 さ ば	210,072	5.7	10	112,004,894	2.7	533
6	冷 凍 め ば ち	194,992	5.3	2	373,439,584	9.1	1,915
7	冷 か つ お	183,635	5.0	7	195,888,708	4.8	1,067
8	冷 え び	177,126	4.8	1	448,131,833	10.9	2,530
9	冷 さ け	128,162	3.5	9	127,138,682	3.1	992
10	冷 い か	111,776	3.1	11	109,088,746	2.7	976
11	冷 凍 ま ぐ ろ 類	108,281	3.0	6	200,000,394	4.9	1,847
12	冷 か に	92,309	2.5	4	281,014,194	6.9	3,044
13	冷 き ん き	62,676	1.7	17	53,975,627	1.3	861
14	冷 た い	56,719	1.6	15	64,487,418	1.6	1,137
15	冷 た ら	56,447	1.5	13	85,416,819	2.1	1,513
16	冷 ほ た て	55,272	1.5	12	91,779,707	2.2	1,661
17	冷 凍 か じ き 類	42,795	1.2	18	37,290,686	0.9	871
18	冷 ま す	35,872	1.0	16	59,199,991	1.4	1,650
19	冷 あ じ	35,224	1.0	19	12,436,921	0.3	353
20	冷 さ わ ら	12,725	0.3	21	10,426,894	0.3	819
21	冷 に し ん	12,338	0.3	26	3,346,044	0.1	271
22	冷 め ん け	7,556	0.2	22	5,825,834	0.1	771
23	冷 き す	6,042	0.2	20	10,687,536	0.3	1,769
24	冷 ブ ロ イ ラ ー	4,789	0.1	23	5,611,832	0.1	1,172
25	冷 た こ	2,925	0.1	24	4,471,610	0.1	1,529
26	冷 凍 き わ だ	1,768	0.0	28	2,311,026	0.1	1,307
27	冷 イ ン ド ま ぐ ろ	1,348	0.0	27	2,735,845	0.1	2,030
28	冷 く じ ら	851	0.0	25	4,032,745	0.1	4,739
29	冷 あ ゆ	796	0.0	29	1,172,988	0.0	1,474
30	冷 メ ル ル ー サ	441	0.0	30	642,264	0.0	1,456
31	冷 カ ラ ス フ ィ ー レ	188	0.0	31	271,080	0.0	1,442
32	冷 す り み	12	0.0	32	10,886	0.0	907
1	冷 食 品	417,434	11.4	1	625,464,486	15.3	1,498
2	そ の 他 冷 凍	158,966	4.3	2	284,571,620	6.9	1,790

(2) (冷凍)

数量 順位	品 目	数量(Kg)	比率(%)	金額 順位	金 額	比率(%)	平均単価
3	そ の 他 冷 貝 類	73,552	2.0	3	145,942,851	3.6	1,984
	冷 凍 計	3,656,772	100.0		4,099,977,582	100.0	1,121

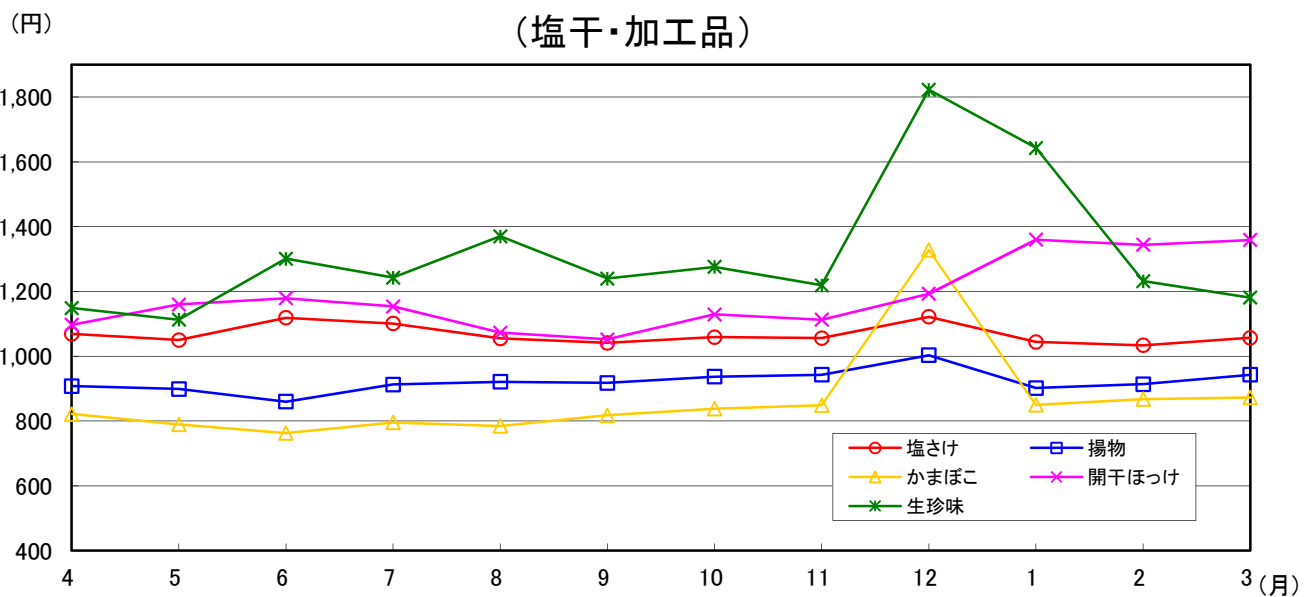
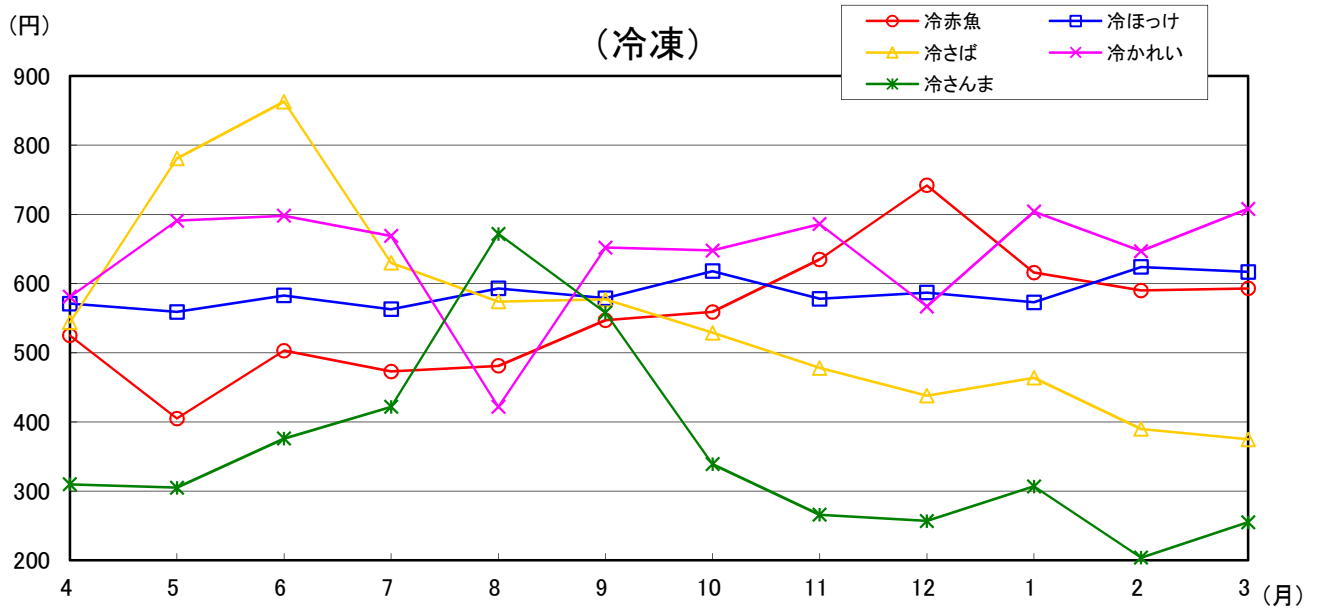
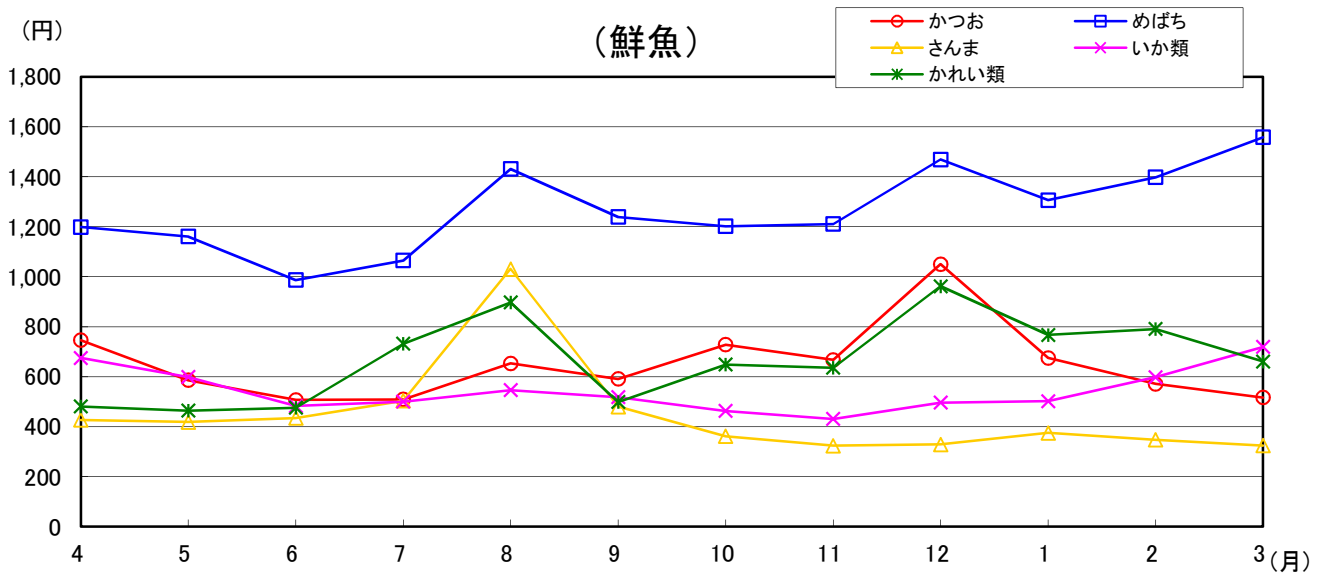
(3) (塩干・加工品)

数量 順位	品 目	数量(Kg)	比率(%)	金額 順位	金 額	比率(%)	平均単価
1	塩 さ け	464,815	12.1	1	499,088,249	11.6	1,074
2	揚 物	387,689	10.1	2	358,410,417	8.4	924
3	か ま ぼ こ	240,279	6.3	4	214,407,123	5.0	892
4	開 干 ほ っ け	148,420	3.9	8	174,353,659	4.1	1,175
5	生 珍 味	140,987	3.7	7	183,432,466	4.3	1,301
6	昆 布 ・ わ か め	140,357	3.7	11	96,641,924	2.3	689
7	助 子	118,050	3.1	3	227,162,033	5.3	1,924
8	塩 か ら	89,039	2.3	10	96,916,912	2.3	1,088
9	開 干 あ じ	86,556	2.3	12	87,557,102	2.0	1,012
10	切 身 み り ん	76,889	2.0	18	58,515,351	1.4	761
11	煮 干	76,378	2.0	9	169,146,549	3.9	2,215
12	切 身 粕	62,935	1.6	15	73,184,693	1.7	1,163
13	佃 煮 ・ 漬 物	59,386	1.5	14	73,730,307	1.7	1,242
14	筋 子	58,292	1.5	5	192,598,241	4.5	3,304
15	開 干 さ ん ま	58,288	1.5	20	53,414,596	1.2	916
16	切 身 も ろ み	57,787	1.5	16	68,053,911	1.6	1,178
17	ち く わ	55,585	1.4	22	39,102,686	0.9	703
18	丸 干 い わ し	52,104	1.4	24	30,248,596	0.7	581
19	焼 物	42,871	1.1	17	62,842,749	1.5	1,466
20	す る め	40,304	1.1	13	75,198,689	1.8	1,866
21	い く ら	37,642	1.0	6	187,975,912	4.4	4,994
22	な る と	35,833	0.9	25	27,448,951	0.6	766
23	塩 ほ っ け	27,732	0.7	27	19,982,738	0.5	721
24	開 干 さ ば	27,276	0.7	26	21,557,964	0.5	790
25	数 の 子	25,007	0.7	19	55,058,961	1.3	2,202

(3) (塩干・加工品)

数量 順位	品 目	数量(K g)	比率(%)	金額 順位	金 額	比率(%)	平均単価
26	み り ん 干	24,269	0.6	23	35,471,523	0.8	1,462
27	干 珍 味	18,555	0.5	21	42,021,321	1.0	2,265
28	身 欠 に し ん	13,843	0.4	30	14,669,284	0.3	1,060
29	開 干 き ち じ	9,263	0.2	28	19,733,640	0.5	2,130
30	た こ 類	8,978	0.2	29	15,853,694	0.4	1,766
31	切 身 し ょ う が	5,419	0.1	32	6,157,165	0.1	1,136
32	塩 ま す	5,403	0.1	31	6,430,706	0.2	1,190
33	丸 干 さ ん ま	3,700	0.1	33	3,692,671	0.1	998
34	ハム・ソーセージ	174	0.0	34	168,867	0.0	971
1	そ の 他 練 製 品	672,154	17.5	1	516,254,506	12.0	768
2	そ の 他 干 物	174,089	4.5	2	168,882,628	3.9	970
3	そ の 他 切 身	146,695	3.8	4	149,611,227	3.5	1,020
4	そ の 他	140,838	3.7	3	161,954,068	3.8	1,150
	塩 干 ・ 加 工 品 計	3,833,879	100.0		4,286,932,079	100.0	1,118

5 主要品目月別平均単価推移図



6 種別・出荷地

種別・出荷地	計	4月	5月	6月	7月	8月
福島	1,954,875	140,157	210,219	167,400	177,387	161,220
合計	1,817,844,936	136,945,516	161,751,316	145,478,583	165,614,463	168,353,093
鮮魚	698,338	41,516	53,407	65,454	68,149	57,466
	567,970,079	40,574,480	43,738,482	49,775,953	54,131,379	57,501,867
冷凍	721,459	45,243	109,884	59,029	63,932	59,980
	659,067,830	44,952,134	69,148,960	51,823,621	62,887,626	63,449,251
塩干・加工品	535,078	53,398	46,928	42,917	45,306	43,774
	590,807,027	51,418,902	48,863,874	43,879,009	48,595,458	47,401,975
北海道	733,248	45,403	50,668	41,024	41,992	71,372
合計	971,796,346	62,479,651	65,181,657	58,987,846	63,273,269	107,341,419
鮮魚	519,344	33,190	38,832	27,832	22,125	52,156
	604,705,828	39,942,221	41,682,948	35,833,782	33,448,107	72,990,731
冷凍	52,214	2,821	3,455	4,193	3,479	2,365
	68,208,498	4,352,075	4,927,154	5,477,071	5,234,975	4,778,946
塩干・加工品	161,690	9,392	8,381	8,999	16,388	16,851
	298,882,020	18,185,355	18,571,555	17,676,993	24,590,187	29,571,742
青森	861,196	56,885	56,118	50,022	70,201	72,375
合計	695,386,960	50,752,837	59,176,045	47,577,650	63,249,284	67,900,417
鮮魚	625,735	35,289	38,283	33,542	53,870	54,571
	428,929,281	29,719,602	38,881,384	28,745,003	40,106,246	46,541,698
冷凍	116,953	12,550	9,429	8,181	6,845	8,390
	81,746,736	7,082,053	5,894,116	6,259,372	7,810,993	5,770,858
塩干・加工品	118,508	9,046	8,406	8,299	9,486	9,414
	184,710,943	13,951,182	14,400,545	12,573,275	15,332,045	15,587,861
岩手	690,943	15,853	11,042	40,922	47,822	30,876
合計	325,977,297	13,794,748	9,349,667	20,042,377	22,815,728	20,794,760
鮮魚	657,758	15,018	9,983	40,119	46,678	28,598
	281,056,347	11,525,734	5,967,461	17,957,025	18,976,121	14,726,976
冷凍	24,069	60	38	41	448	1,251
	16,977,450	197,957	124,250	161,111	1,050,768	2,639,487
塩干・加工品	9,116	775	1,021	762	696	1,027
	27,943,500	2,071,057	3,257,956	1,924,241	2,788,839	3,428,297
宮城	3,570,213	263,390	251,405	265,689	388,661	392,227
合計	3,264,723,920	232,403,607	234,746,686	244,264,990	356,871,733	324,818,734
鮮魚	1,153,298	59,935	53,007	91,928	182,951	156,618
	872,444,769	47,554,191	43,939,041	64,999,373	112,598,141	113,611,458
冷凍	1,328,434	110,508	113,844	92,594	120,274	145,543
	1,302,601,508	99,819,093	114,184,511	100,095,636	156,258,486	117,167,128
塩干・加工品	1,088,481	92,947	84,554	81,167	85,436	90,066
	1,089,677,643	85,030,323	76,623,134	79,169,981	88,015,106	94,040,148
秋田	45,252	3,686	3,914	3,722	3,321	3,642
合計	26,490,365	2,745,627	2,544,431	2,698,541	1,737,019	1,791,317
鮮魚	17,580	1,188	1,390	1,314	1,151	1,044
	10,418,882	864,116	780,640	905,179	709,333	517,148
冷凍	17,964	1,656	1,440	1,392	1,356	1,920
	9,386,064	867,240	753,840	728,136	708,912	1,002,240
塩干・加工品	9,708	842	1,084	1,016	814	678
	6,685,419	1,014,271	1,009,951	1,065,226	318,774	271,929
山形	53,444	5,657	7,428	14,478	4,428	2,548
合計	29,831,901	3,686,231	3,592,830	5,499,376	2,272,453	1,668,340
鮮魚	29,987	3,191	5,341	12,364	1,787	505
	14,963,441	2,165,872	2,430,932	4,300,414	975,030	372,233
冷凍	6					
	6,048					
塩干・加工品	23,451	2,466	2,087	2,114	2,641	2,043
	14,862,412	1,520,359	1,161,898	1,198,962	1,297,423	1,296,107
茨城	885,138	78,824	76,686	68,178	61,389	59,534
合計	812,777,004	71,289,708	67,404,563	60,957,183	57,082,398	62,021,780
鮮魚	311,830	31,597	30,338	22,469	13,838	10,936
	230,511,671	21,876,313	18,352,153	15,304,868	11,769,996	10,717,554
冷凍	152,114	12,767	11,820	12,253	13,423	14,261
	194,823,648	13,936,652	15,171,250	14,091,818	14,857,405	21,311,320
塩干・加工品	421,194	34,460	34,528	33,456	34,128	34,337
	387,441,685	35,476,743	33,881,160	31,560,497	30,454,997	29,992,906

別・月別取扱高表

単位 上段：数量=kg
下段：金額=円

9月	10月	11月	12月	1月	2月	3月
156,680	177,305	178,968	197,660	110,283	126,076	151,520
138,162,047	134,381,246	138,711,294	238,644,301	123,242,817	123,603,792	142,956,468
64,731	89,880	91,439	57,127	30,739	34,827	43,603
47,012,311	50,089,690	50,275,311	66,398,175	32,461,137	33,575,650	42,435,644
51,265	47,721	48,794	67,700	40,857	56,874	70,180
50,537,789	45,181,847	44,931,585	76,217,255	45,367,804	49,343,108	55,226,850
40,684	39,704	38,735	72,833	38,687	34,375	37,737
40,611,947	39,109,709	43,504,398	96,028,871	45,413,876	40,685,034	45,293,974
105,047	72,917	72,294	112,335	44,094	34,254	41,848
103,455,226	82,295,639	89,273,761	165,433,952	55,751,854	52,598,308	65,723,764
92,514	59,025	50,614	58,952	31,626	23,451	29,027
77,807,861	54,117,655	56,695,988	84,824,218	37,942,341	31,401,566	38,018,410
2,315	2,525	6,238	16,889	3,225	2,369	2,340
4,495,846	5,524,534	6,106,482	14,896,134	4,122,544	3,711,680	4,581,057
10,218	11,367	15,442	36,494	9,243	8,434	10,481
21,151,519	22,653,450	26,471,291	65,713,600	13,686,969	17,485,062	23,124,297
64,989	90,135	108,416	103,750	69,108	65,176	54,021
45,028,069	55,944,732	64,509,625	95,425,077	51,171,648	49,450,013	45,201,563
49,355	74,177	84,784	63,030	51,080	49,853	37,901
28,987,848	37,122,465	41,779,780	41,487,516	33,820,867	34,201,124	27,535,748
7,251	6,937	12,317	20,156	9,739	7,480	7,678
4,049,503	5,123,163	7,600,822	16,390,014	6,162,029	4,398,289	5,205,524
8,383	9,021	11,315	20,564	8,289	7,843	8,442
11,990,718	13,699,104	15,129,023	37,547,547	11,188,752	10,850,600	12,460,291
199,034	193,283	84,813	26,442	10,146	13,883	16,827
92,088,442	71,190,584	32,886,601	14,683,543	6,913,183	9,373,698	12,043,966
197,301	173,064	83,800	25,321	9,679	13,085	15,112
87,808,554	62,635,610	29,957,625	10,131,620	5,786,490	7,436,847	8,146,284
1,082	19,210	307	177	67	310	1,078
2,293,684	6,207,739	699,907	442,431	234,581	628,797	2,296,738
651	1,009	706	944	400	488	637
1,986,204	2,347,235	2,229,069	4,109,492	892,112	1,308,054	1,600,944
362,292	303,311	259,380	357,670	236,421	223,873	265,894
294,315,085	273,185,205	243,467,281	398,822,220	215,207,084	205,930,859	240,690,436
164,209	110,923	73,701	80,378	65,198	55,523	58,927
109,563,874	90,208,570	63,484,744	72,912,421	54,588,658	46,220,033	52,764,265
112,885	100,352	93,183	145,971	85,914	89,036	118,330
102,498,613	91,809,701	89,555,100	168,407,762	79,595,826	80,437,218	102,772,434
85,198	92,036	92,496	131,321	85,309	79,314	88,637
82,252,598	91,166,934	90,427,437	157,502,037	81,022,600	79,273,608	85,153,737
7,077	4,675	4,321	3,466	2,140	2,437	2,851
3,794,660	2,663,355	2,232,971	1,820,992	1,042,798	1,583,175	1,835,479
4,783	2,474	2,173	781	220	493	569
2,509,233	1,559,292	1,203,885	501,072	124,200	349,974	394,810
1,476	1,464	1,428	2,016	1,260	1,152	1,404
771,120	764,208	745,200	1,051,056	658,584	601,776	733,752
818	737	720	669	660	792	878
514,307	339,855	283,886	268,864	260,014	631,425	706,917
2,762	2,676	4,334	2,286	2,477	2,283	2,087
1,701,630	1,909,894	3,092,076	1,800,669	1,387,200	1,649,833	1,571,369
689	749	2,690	544	676	872	579
410,338	590,203	1,887,947	487,065	385,274	652,089	306,044
						6
						6,048
2,073	1,927	1,644	1,742	1,801	1,411	1,502
1,291,292	1,319,691	1,204,129	1,313,604	1,001,926	997,744	1,259,277
70,136	69,109	66,451	95,761	80,087	71,244	87,739
60,847,507	62,369,509	62,222,029	104,032,602	63,772,931	64,101,653	76,675,141
21,968	25,210	22,797	39,658	32,851	23,601	36,567
16,817,601	18,567,515	18,019,080	29,468,511	20,724,243	19,699,301	29,194,536
14,093	10,012	11,262	19,784	11,800	9,544	11,095
13,265,383	12,117,259	12,882,761	40,940,455	12,443,849	10,089,230	13,716,266
34,075	33,887	32,392	36,319	35,436	38,099	40,077
30,764,523	31,684,735	31,320,188	33,623,636	30,604,839	34,313,122	33,764,339

種別・出荷地	計	4月	5月	6月	7月	8月
栃木	9,734	813	996	786	871	700
合計	7,126,903	358,567	637,782	591,179	795,260	587,369
鮮魚	60	0		8	17	25
	104,760	0		12,204	16,956	59,400
冷凍	610					
	457,596					
塩干・加工品	9,064	813	996	778	854	675
	6,564,547	358,567	637,782	578,975	778,304	527,969
群馬	115,423	10,821	11,016	9,846	9,281	10,029
合計	82,137,299	8,148,416	8,041,010	5,048,440	4,949,083	8,802,815
鮮魚	683					
	408,510					
冷凍	13,594	1,310	1,330	160	90	1,920
	31,224,203	3,020,544	3,116,556	368,280	227,880	4,772,088
塩干・加工品	101,146	9,511	9,686	9,686	9,191	8,109
	50,504,586	5,127,872	4,924,454	4,680,160	4,721,203	4,030,727
埼玉	24,812	3,386	2,263	2,511	2,078	2,080
合計	30,215,608	3,714,105	2,485,262	2,764,157	2,487,701	2,704,311
鮮魚	6,006	713	525	559	520	440
	2,583,021	381,474	201,699	148,865	137,077	108,865
冷凍	4,924	404	415	397	397	464
	4,376,158	348,391	334,785	376,252	335,864	409,275
塩干・加工品	13,882	2,269	1,323	1,555	1,161	1,176
	23,256,429	2,984,240	1,948,778	2,239,040	2,014,760	2,186,171
千葉	1,660,839	155,963	250,017	222,059	131,271	95,012
合計	1,288,194,450	119,649,414	161,016,958	132,516,776	93,104,776	81,648,553
鮮魚	1,308,559	131,820	224,866	197,498	104,771	69,640
	884,317,443	90,211,220	132,143,476	103,938,833	62,295,183	50,948,566
冷凍	36,866	1,900	1,447	1,398	2,067	1,146
	88,908,644	7,301,729	5,452,088	5,127,103	5,585,792	6,438,291
塩干・加工品	315,414	22,243	23,704	23,163	24,433	24,226
	314,968,363	22,136,465	23,421,394	23,450,840	25,223,801	24,261,696
東京	1,546,264	124,792	133,968	116,508	122,902	123,241
合計	2,280,378,811	172,852,335	187,560,647	172,013,267	192,677,838	202,327,191
鮮魚	463,217	42,385	43,960	34,410	33,282	35,816
	760,372,566	62,890,991	69,608,454	52,653,012	54,607,071	71,294,611
冷凍	804,037	61,701	60,160	60,490	68,404	63,516
	1,037,730,337	76,306,975	74,256,835	82,507,594	100,004,233	86,933,795
塩干・加工品	279,010	20,706	29,848	21,608	21,216	23,909
	482,275,908	33,654,369	43,695,358	36,852,661	38,066,534	44,098,785
神奈川	149,622	15,637	22,311	16,138	15,283	11,877
合計	144,558,799	13,564,054	17,627,912	14,198,057	13,663,527	12,380,525
鮮魚	42,317	4,380	7,543	3,787	2,119	2,161
	32,762,242	1,968,405	4,037,065	2,696,538	2,005,864	1,975,606
冷凍	28,768	2,810	5,302	4,129	3,540	4,079
	38,641,268	4,111,601	6,016,967	4,828,817	3,772,913	4,961,723
塩干・加工品	78,537	8,447	9,466	8,222	9,624	5,637
	73,155,289	7,484,048	7,573,880	6,672,702	7,884,750	5,443,196
新潟	345,364	23,547	25,687	26,411	22,368	23,464
合計	294,456,771	19,345,447	20,202,443	21,548,610	20,392,325	19,675,676
鮮魚	53,737	3,056	4,381	2,729	666	473
	24,757,988	1,353,475	1,390,511	1,332,359	640,084	512,495
冷凍	14,951	1,229	1,238	1,211	1,745	1,341
	24,403,589	2,074,285	2,047,684	2,148,845	2,135,657	2,119,487
塩干・加工品	276,676	19,262	20,068	22,471	19,957	21,650
	245,295,194	15,917,687	16,764,248	18,067,406	17,616,584	17,043,694
富山	31,418	2,274	3,621	1,877	1,187	1,151
合計	16,902,714	2,385,072	1,900,022	695,108	528,897	515,009
鮮魚	30,500	2,204	3,611	1,802	1,114	1,104
	14,623,724	2,260,224	1,881,662	563,544	391,824	429,084
冷凍	918	70	10	75	73	47
	2,278,990	124,848	18,360	131,564	137,073	85,925
塩干・加工品						

9月	10月	11月	12月	1月	2月	3月
578	947	679	756	600	889	1,119
528,969	619,154	448,210	622,780	423,225	615,377	899,031
			10			
			16,200			
					210	400
					159,300	298,296
578	947	679	746	600	679	719
528,969	619,154	448,210	606,580	423,225	456,077	600,735
7,466	8,999	8,317	10,134	6,660	9,206	13,648
5,426,403	5,877,073	5,835,410	8,823,038	5,180,027	6,420,786	9,584,798
		10	5	623	45	
		21,600	9,720	328,590	48,600	
740	820	1,134	1,610	1,330	1,570	1,580
1,517,508	1,928,059	2,315,574	3,662,496	2,654,402	3,130,542	4,510,274
6,726	8,179	7,173	8,519	4,707	7,591	12,068
3,908,895	3,949,014	3,498,236	5,150,822	2,197,035	3,241,644	5,074,524
2,063	1,921	1,710	1,939	1,374	1,671	1,816
2,374,855	2,410,320	2,265,546	3,221,529	1,562,828	2,108,122	2,116,872
461	428	554	384	406	466	550
114,306	186,191	340,589	185,200	231,555	245,725	301,475
345	488	311	456	235	523	489
314,106	459,329	274,946	400,940	204,552	472,911	444,807
1,257	1,005	845	1,099	733	682	777
1,946,443	1,764,800	1,650,011	2,635,389	1,126,721	1,389,486	1,370,590
86,636	71,734	98,108	138,619	100,010	136,927	174,483
70,906,827	72,733,399	75,407,190	155,788,408	78,477,469	109,048,670	137,896,010
61,710	46,028	58,378	94,734	68,530	105,448	145,136
42,927,062	43,458,067	45,102,742	84,409,297	49,067,291	76,418,553	103,397,153
1,585	1,551	15,671	3,841	1,791	1,780	2,689
4,676,433	4,442,223	6,854,451	26,365,403	3,093,700	5,774,588	7,796,843
23,341	24,155	24,059	40,044	29,689	29,699	26,658
23,303,332	24,833,109	23,449,997	45,013,708	26,316,478	26,855,529	26,702,014
115,960	124,402	143,944	190,149	97,926	123,454	129,018
164,466,627	174,133,235	184,456,790	329,625,543	144,721,234	164,020,676	191,523,428
35,539	40,127	44,665	56,201	30,055	32,518	34,259
55,084,342	58,367,113	62,064,959	107,949,131	51,784,216	52,715,556	61,353,110
61,346	65,076	72,970	96,715	51,113	72,182	70,364
77,778,102	82,081,948	80,773,071	143,498,145	64,652,479	81,051,079	87,886,081
19,075	19,199	26,309	37,233	16,758	18,754	24,395
31,604,183	33,684,174	41,618,760	78,178,267	28,284,539	30,254,041	42,284,237
10,417	8,815	8,676	10,582	8,175	10,097	11,614
10,745,108	9,605,334	11,159,645	16,545,237	7,093,380	8,630,099	9,345,921
2,123	2,244	2,334	4,501	3,123	3,744	4,258
2,042,655	2,380,140	2,948,569	4,547,705	2,422,283	2,553,887	3,183,525
2,603	1,538	1,651	1,006	301	871	938
3,476,733	2,309,298	3,646,471	3,103,680	559,182	893,866	960,017
5,691	5,033	4,691	5,075	4,751	5,482	6,418
5,225,720	4,915,896	4,564,605	8,893,852	4,111,915	5,182,346	5,202,379
31,057	27,250	38,407	38,379	36,319	26,193	26,282
24,132,028	23,355,559	29,172,186	43,663,319	27,417,008	22,681,164	22,871,006
7,340	3,068	14,406	3,502	11,102	2,122	892
2,872,497	1,656,639	6,722,323	1,785,496	4,868,409	1,117,993	505,707
1,258	1,157	1,131	1,310	997	1,060	1,274
2,237,890	2,030,033	1,825,496	2,135,595	1,670,275	1,799,367	2,178,975
22,459	23,025	22,870	33,567	24,220	23,011	24,116
19,021,641	19,668,887	20,624,367	39,742,228	20,878,324	19,763,804	20,186,324
1,316	2,049	2,113	958	1,646	6,341	6,885
487,468	792,838	1,106,799	929,890	926,782	2,651,854	3,982,975
1,279	1,984	1,987	859	1,558	6,247	6,751
416,232	677,970	781,321	597,780	762,059	2,460,348	3,401,676
37	65	126	99	88	94	134
71,236	114,868	325,478	332,110	164,723	191,506	581,299

種別・出荷地	計	4月	5月	6月	7月	8月
石川	7,914	450	370	516	526	699
合計	11,556,800	648,347	578,168	818,812	718,329	944,228
鮮魚	3,200	121	122	163	230	158
	2,371,574	91,379	92,016	117,612	167,832	117,288
冷凍	573	32	32	48	32	32
	826,481	44,928	44,928	67,392	44,928	44,928
塩干・加工品	4,141	297	216	305	264	509
	8,358,745	512,040	441,224	633,808	505,569	782,012
福井	45,491	2,632	2,982	3,091	2,876	4,993
合計	28,822,646	1,766,168	1,737,870	1,876,326	1,720,735	3,051,905
鮮魚	1,208	30	73	15	92	164
	1,543,752	90,720	73,764	14,040	81,972	179,280
塩干・加工品	44,283	2,602	2,909	3,076	2,784	4,829
	27,278,894	1,675,448	1,664,106	1,862,286	1,638,763	2,872,625
山梨	1,362	67	35	84	144	158
合計	2,272,907	96,377	44,450	104,714	191,070	222,261
鮮魚	52					
	214,488					
冷凍	80			5		3
	174,960			9,720		9,720
塩干・加工品	1,230	67	35	79	144	155
	1,883,459	96,377	44,450	94,994	191,070	212,541
長野	364	58	5	20	40	5
合計	794,448	144,504	4,320	71,172	106,596	5,400
冷凍	364	58	5	20	40	5
	794,448	144,504	4,320	71,172	106,596	5,400
岐阜	19,227	697	770	928	1,244	1,580
合計	41,734,087	1,752,300	1,784,895	2,000,073	2,494,173	3,585,648
冷凍	19,188	694	765	925	1,241	1,577
	41,536,708	1,734,804	1,765,260	1,981,800	2,478,426	3,569,901
塩干・加工品	39	3	5	3	3	3
	197,379	17,496	19,635	18,273	15,747	15,747
静岡	368,665	39,339	34,324	23,808	27,295	28,970
合計	463,804,780	41,646,162	38,103,207	27,883,796	37,461,892	38,921,541
鮮魚	83,998	13,623	12,232	6,974	8,057	3,796
	64,569,703	7,740,919	8,183,858	5,158,688	8,029,679	4,893,022
冷凍	164,294	14,776	12,360	7,185	9,141	14,221
	263,895,350	21,709,926	18,329,835	11,975,480	18,019,995	21,204,625
塩干・加工品	120,373	10,940	9,732	9,649	10,097	10,953
	135,339,727	12,195,317	11,589,514	10,749,628	11,412,218	12,823,894
愛知	78,973	9,214	9,165	7,161	6,315	4,588
合計	80,488,137	9,483,549	8,412,205	6,903,046	6,503,585	6,111,941
鮮魚	45,474	5,406	6,038	4,388	3,311	1,889
	41,370,187	5,237,891	4,598,701	3,612,102	3,243,571	2,825,719
塩干・加工品	33,499	3,808	3,127	2,773	3,004	2,699
	39,117,950	4,245,658	3,813,504	3,290,944	3,260,014	3,286,222
三重	135,373	10,902	10,474	7,733	8,894	9,883
合計	130,714,536	9,758,418	10,273,854	8,234,072	9,109,502	11,391,622
鮮魚	36,879	4,047	3,828	2,612	2,966	3,836
	32,605,143	3,889,948	3,327,508	2,392,744	2,673,528	3,543,576
冷凍	91,076	6,313	6,045	4,656	5,394	5,739
	84,080,479	4,623,252	5,941,428	4,835,824	5,458,530	6,892,655
塩干・加工品	7,418	542	601	465	534	308
	14,028,914	1,245,218	1,004,918	1,005,504	977,444	955,391
滋賀	1,820	92	34	229	367	110
合計	1,043,585	69,839	27,349	140,019	196,747	71,541
塩干・加工品	1,820	92	34	229	367	110
	1,043,585	69,839	27,349	140,019	196,747	71,541
京都	12,301	514	417	469	470	658
合計	23,486,689	1,190,678	985,544	1,053,184	1,046,122	1,494,286
鮮魚	12,078	514	417	469	470	658
	23,348,827	1,190,678	985,544	1,053,184	1,046,122	1,494,286
冷凍	223					
	137,862					

9月	10月	11月	12月	1月	2月	3月
878	441	474	632	241	417	2,270
953,429	668,729	631,713	1,129,842	374,825	626,126	3,464,252
441	113	141	153	89	101	1,368
197,026	97,632	108,540	116,964	80,568	77,868	1,106,849
48			48			301
67,392			67,392			444,593
389	328	333	431	152	316	601
689,011	571,097	523,173	945,486	294,257	548,258	1,912,810
3,248	4,055	3,904	3,408	5,389	4,251	4,662
1,924,827	2,530,148	2,352,760	2,271,901	3,415,391	2,783,640	3,390,975
236	36	2	2	16	10	532
109,512	35,829	21,600	4,320	44,928	83,592	804,195
3,012	4,019	3,902	3,406	5,373	4,241	4,130
1,815,315	2,494,319	2,331,160	2,267,581	3,370,463	2,700,048	2,586,780
149	137	169	193	31	101	94
275,786	228,958	319,504	481,258	51,191	121,218	136,120
21	18	13				
100,656	55,512	58,320				
15	35	3		6	10	3
29,160	68,040	9,720		19,440	19,440	9,720
113	84	153	193	25	91	91
145,970	105,406	251,464	481,258	31,751	101,778	126,400
68	10	78	10	25	10	35
72,792	51,840	54,756	51,840	114,156	20,952	96,120
68	10	78	10	25	10	35
72,792	51,840	54,756	51,840	114,156	20,952	96,120
1,727	1,356	1,232	2,247	1,704	2,436	3,306
3,763,220	2,828,822	2,712,088	5,919,658	3,520,951	4,132,593	7,239,666
1,724	1,352	1,228	2,240	1,702	2,435	3,305
3,757,906	2,803,356	2,691,094	5,880,196	3,512,203	4,129,094	7,232,668
3	4	4	7	2	1	1
5,314	25,466	20,994	39,462	8,748	3,499	6,998
24,572	26,423	27,750	35,798	31,004	32,470	36,912
31,203,423	32,813,862	38,612,154	53,857,013	41,554,483	38,340,423	43,406,824
5,272	6,777	3,229	2,750	3,285	8,003	10,000
4,035,637	4,620,319	3,682,769	4,685,157	3,871,457	4,310,262	5,357,936
10,442	10,263	14,812	23,725	18,412	14,087	14,870
17,454,645	17,567,750	24,720,527	38,223,258	28,003,579	22,465,691	24,220,039
8,858	9,383	9,709	9,323	9,307	10,380	12,042
9,713,141	10,625,793	10,208,858	10,948,598	9,679,447	11,564,470	13,828,849
6,112	4,971	6,189	8,108	5,561	4,694	6,895
5,990,756	5,324,841	5,929,871	8,504,358	5,202,052	4,949,590	7,172,343
3,417	2,326	3,787	4,623	3,761	2,471	4,057
2,857,386	2,113,411	3,046,763	4,275,479	3,179,005	2,405,124	3,975,035
2,695	2,645	2,402	3,485	1,800	2,223	2,838
3,133,370	3,211,430	2,883,108	4,228,879	2,023,047	2,544,466	3,197,308
10,526	11,225	10,682	16,375	13,525	10,702	14,452
9,348,654	9,776,375	10,046,573	15,612,441	12,403,957	10,160,035	14,599,033
3,544	3,106	2,717	3,021	1,558	2,497	3,147
3,018,328	2,676,346	2,307,845	2,558,766	1,354,047	2,133,285	2,729,222
6,785	6,956	6,348	12,416	11,717	7,840	10,867
5,528,879	5,658,576	5,917,379	11,428,765	10,212,482	6,863,083	10,719,626
197	1,163	1,617	938	250	365	438
801,447	1,441,453	1,821,349	1,624,910	837,428	1,163,667	1,150,185
584	160	20	40	30	136	18
304,974	68,934	15,552	31,104	23,328	72,058	22,140
584	160	20	40	30	136	18
304,974	68,934	15,552	31,104	23,328	72,058	22,140
942	1,248	1,245	2,415	1,273	1,210	1,440
1,744,985	2,039,156	2,145,713	4,825,752	2,481,913	1,935,020	2,544,336
942	1,248	1,235	2,405	1,270	1,070	1,380
1,744,985	2,039,156	2,124,167	4,813,872	2,475,649	1,923,788	2,457,396
		10	10	3	140	60
		21,546	11,880	6,264	11,232	86,940

種別・出荷地	計	4月	5月	6月	7月	8月
大阪	28,952	1,045	1,577	1,679	3,563	4,253
合計	58,774,894	2,493,180	2,355,556	3,005,532	8,155,291	8,052,588
鮮魚	14,299	305	1,229	1,321	1,379	2,347
	18,633,797	376,164	1,220,886	1,688,904	1,551,074	3,791,340
冷凍	13,590	657	246	284	2,098	1,810
	34,790,949	1,666,850	683,100	896,508	6,210,881	3,766,392
塩干・加工品	1,063	83	102	74	86	96
	5,350,148	450,166	451,570	420,120	393,336	494,856
兵庫	108,587	6,475	5,991	5,433	6,672	7,338
合計	147,165,015	9,643,169	8,721,010	8,443,100	9,097,373	10,468,438
鮮魚	47,900	2,382	2,382	1,212	855	1,156
	65,452,825	3,812,137	3,413,328	2,217,061	1,954,390	2,247,493
冷凍	19,814	765	483	880	2,094	2,417
	30,579,224	1,544,735	1,198,580	1,904,289	2,750,361	3,800,533
塩干・加工品	40,873	3,328	3,126	3,341	3,723	3,765
	51,132,966	4,286,297	4,109,102	4,321,750	4,392,622	4,420,412
和歌山	1,323	49	37	68	52	851
合計	2,025,304	100,591	49,270	57,964	115,344	1,243,318
鮮魚	944		28	52	13	797
	1,217,961		28,210	29,020	13,932	1,122,790
塩干・加工品	379	49	9	16	39	54
	807,343	100,591	21,060	28,944	101,412	120,528
鳥取	22,778	3,090	2,358	4,305	2,110	748
合計	29,271,154	3,226,858	2,503,522	4,778,780	3,193,619	1,047,983
鮮魚	11,019	2,130	1,476	3,526	1,198	
	10,738,974	1,404,162	956,885	3,728,106	1,635,282	
冷凍	1,909	164	204	85	123	100
	6,390,579	619,522	707,485	228,019	590,649	263,219
塩干・加工品	9,850	796	678	694	789	648
	12,141,601	1,203,174	839,152	822,655	967,688	784,764
島根	12,420	727	1,256	907	653	1,569
合計	15,930,340	893,652	1,419,768	1,032,286	889,704	1,730,387
鮮魚	10,079	555	1,101	819	566	1,446
	11,701,845	515,932	1,058,292	796,414	669,060	1,448,615
塩干・加工品	2,341	172	155	88	87	123
	4,228,495	377,720	361,476	235,872	220,644	281,772
岡山	1,138	122	120	105	93	28
合計	1,099,972	109,058	110,074	91,606	92,794	28,901
塩干・加工品	1,138	122	120	105	93	28
	1,099,972	109,058	110,074	91,606	92,794	28,901
広島	53,115	7,876	4,512	1,739	2,060	601
合計	81,276,162	3,256,445	1,924,974	1,022,864	1,394,539	693,247
鮮魚	47,366	7,755	4,343	1,604	1,941	475
	45,737,976	2,983,097	1,542,897	737,830	1,129,291	421,519
冷凍	4,349					
	32,473,907					
塩干・加工品	1,400	121	169	135	119	126
	3,064,279	273,348	382,077	285,034	265,248	271,728
山口	70,599	7,607	6,432	5,982	5,030	4,115
合計	72,303,596	6,519,383	5,053,253	4,816,277	4,131,089	3,622,213
鮮魚	17,901	1,557	1,138	1,382	834	812
	32,351,425	2,573,574	1,276,399	1,611,164	1,052,563	1,001,299
冷凍	88	40				
	102,816	13,392				
塩干・加工品	52,610	6,010	5,294	4,600	4,196	3,303
	39,849,355	3,932,417	3,776,854	3,205,113	3,078,526	2,620,914
徳島	16					
合計	112,320					
鮮魚	16					
	112,320					

9月	10月	11月	12月	1月	2月	3月
3,069	2,265	2,577	5,288	1,333	726	1,577
6,857,546	4,886,848	5,468,183	10,011,367	2,860,691	1,600,321	3,027,791
1,204	1,042	460	2,651	655	475	1,231
1,658,318	1,335,052	470,080	3,241,198	919,555	607,909	1,773,317
1,831	1,175	2,068	2,256	657	194	314
4,973,940	3,268,836	4,701,319	5,115,069	1,817,800	634,068	1,056,186
34	48	49	381	21	57	32
225,288	282,960	296,784	1,655,100	123,336	358,344	198,288
4,283	7,174	10,684	22,342	11,936	11,028	9,231
6,593,433	9,989,711	14,104,221	28,590,729	14,021,575	13,884,039	13,608,217
658	2,298	5,516	12,593	7,889	6,904	4,055
1,836,909	3,551,220	7,579,731	15,072,299	8,906,783	8,363,787	6,497,687
603	1,580	1,795	5,874	811	851	1,661
1,066,178	2,369,165	2,592,201	7,958,882	1,440,840	1,493,576	2,459,884
3,022	3,296	3,373	3,875	3,236	3,273	3,515
3,690,346	4,069,326	3,932,289	5,559,548	3,673,952	4,026,676	4,650,646
18	40	33	45	94	20	16
40,176	88,776	65,124	88,776	95,289	40,500	40,176
				54		
				24,009		
18	40	33	45	40	20	16
40,176	88,776	65,124	88,776	71,280	40,500	40,176
1,156	1,604	1,666	1,440	1,055	1,575	1,671
1,788,272	2,034,262	2,085,911	2,574,348	1,572,130	1,969,374	2,496,095
230	618	788		116	321	616
212,388	668,924	797,289		128,660	355,428	851,850
128	114	119	501	109	127	135
617,960	396,249	419,750	1,403,648	428,770	297,407	417,901
798	872	759	939	830	1,127	920
957,924	969,089	868,872	1,170,700	1,014,700	1,316,539	1,226,344
647	1,068	2,387	2,037	343	395	431
806,481	1,480,442	3,028,584	3,311,000	441,910	478,209	417,917
368	453	2,113	1,806	227	295	330
331,495	601,219	2,607,689	2,928,377	258,790	309,706	176,256
279	615	274	231	116	100	101
474,986	879,223	420,895	382,623	183,120	168,503	241,661
131	103	98	102	72	78	86
125,000	105,106	72,447	132,408	86,724	55,631	90,223
131	103	98	102	72	78	86
125,000	105,106	72,447	132,408	86,724	55,631	90,223
852	2,226	4,174	6,465	5,675	8,994	7,941
790,722	7,040,262	9,776,227	14,368,868	11,862,509	16,495,451	12,650,054
744	1,450	3,580	5,496	5,078	7,975	6,925
553,338	1,589,475	5,895,342	7,882,839	7,712,307	9,251,351	6,038,690
	682	478	816	529	951	893
	5,246,883	3,632,701	6,152,849	4,016,066	7,093,980	6,331,428
108	94	116	153	68	68	123
237,384	203,904	248,184	333,180	134,136	150,120	279,936
4,630	5,057	5,009	6,287	6,392	6,748	7,310
4,317,470	5,771,383	5,900,634	10,358,503	6,639,108	7,255,881	7,918,402
1,153	1,449	1,708	2,226	1,316	1,732	2,594
1,586,616	3,016,351	2,996,070	6,694,520	2,999,662	3,254,511	4,288,696
	8		12	8	20	
	14,256		25,272	14,256	35,640	
3,477	3,600	3,301	4,049	5,068	4,996	4,716
2,730,854	2,740,776	2,904,564	3,638,711	3,625,190	3,965,730	3,629,706
			16			
			112,320			
			16			
			112,320			

種別・出荷地	計	4月	5月	6月	7月	8月
香川	7,490	794	864	620	602	939
合計	12,544,285	1,236,221	1,351,310	980,397	976,903	1,802,442
冷凍	6,669	665	777	599	548	864
	11,283,826	1,060,775	1,238,104	958,235	909,219	1,637,171
塩干・加工品	821	129	87	21	54	75
	1,260,459	175,446	113,206	22,162	67,684	165,271
愛媛	172,421	12,954	11,278	9,229	10,466	14,318
合計	177,121,296	13,689,939	12,563,922	9,794,185	11,673,164	15,261,898
鮮魚	165,232	12,450	10,423	9,008	9,794	13,678
	160,398,121	12,355,379	10,586,872	9,162,979	10,093,553	13,830,337
冷凍	5,425	250	700		500	500
	11,119,936	505,440	1,516,320		1,011,139	1,010,880
塩干・加工品	1,764	254	155	221	172	140
	5,603,239	829,120	460,730	631,206	568,472	420,681
高知	9,675	2,652	831			
合計	3,635,331	862,045	220,713			
鮮魚	9,675	2,652	831			
	3,635,331	862,045	220,713			
福岡	123,650	9,806	9,447	10,526	8,074	6,466
合計	167,810,755	11,581,761	12,111,899	13,533,572	13,272,630	10,708,442
鮮魚	60,788	5,723	4,981	6,078	3,615	2,760
	44,103,902	3,362,985	3,141,848	4,597,049	3,778,012	1,903,992
冷凍	3,283	48	65	20	11	22
	3,531,456	81,044	120,118	3,240	81,800	125,886
塩干・加工品	59,579	4,035	4,401	4,428	4,448	3,684
	120,175,397	8,137,732	8,849,933	8,933,283	9,412,818	8,678,564
佐賀	57,969	5,076	5,114	4,690	4,945	5,686
合計	94,518,694	6,151,695	6,911,435	5,328,717	7,115,976	10,106,987
鮮魚	57,834	5,026	5,114	4,690	4,945	5,686
	94,449,574	6,127,935	6,911,435	5,328,717	7,115,976	10,106,987
冷凍	135	50				
	69,120	23,760				
長崎	48,337	4,140	4,466	3,475	4,423	4,071
合計	50,269,929	3,486,759	4,112,791	3,203,717	4,527,646	3,914,758
鮮魚	43,684	4,012	4,232	3,241	4,163	3,883
	38,215,863	3,197,449	3,397,075	2,521,827	3,871,719	3,445,455
冷凍	4,386	120	234	226	256	184
	11,797,429	281,880	715,716	674,460	652,212	465,588
塩干・加工品	267	8		8	4	4
	256,637	7,430		7,430	3,715	3,715
熊本	63,015	8,230	5,594	6,681	6,164	6,180
合計	37,737,334	4,350,584	3,062,181	3,546,957	3,405,255	3,316,713
鮮魚	61,538	8,112	5,524	6,581	6,089	6,050
	34,579,490	4,252,326	3,016,821	3,473,949	3,346,503	3,231,177
塩干・加工品	1,477	118	70	100	75	130
	3,157,844	98,258	45,360	73,008	58,752	85,536
大分	51,782	3,633	3,348	3,223	3,182	2,413
合計	44,771,259	3,563,755	3,433,784	3,266,838	3,183,746	2,732,700
鮮魚	46,117	3,054	2,858	2,537	2,514	2,064
	32,525,523	2,412,842	2,355,037	1,796,591	1,758,426	1,891,834
塩干・加工品	5,665	579	490	686	668	349
	12,245,736	1,150,913	1,078,747	1,470,247	1,425,320	840,866
宮崎	51,164	13,496	4,554	308	3,405	3,193
合計	38,687,697	8,552,381	3,082,356	602,640	3,508,525	3,717,396
鮮魚	48,964	13,366	4,304	288	3,290	3,043
	34,487,802	8,305,859	2,602,749	567,216	3,304,837	3,458,196
冷凍	2,200	130	250	20	115	150
	4,199,895	246,522	479,607	35,424	203,688	259,200
鹿児島	137,179	22,752	13,579	5,761	13,937	12,366
合計	136,316,912	23,560,459	13,029,679	5,564,808	12,743,498	13,702,052
鮮魚	137,179	22,752	13,579	5,761	13,937	12,366
	136,316,912	23,560,459	13,029,679	5,564,808	12,743,498	13,702,052

9月	10月	11月	12月	1月	2月	3月
659	583	498	972	433	242	284
1,130,283	975,177	832,810	1,904,420	821,274	315,382	217,666
619	480	423	855	412	200	227
996,634	809,904	742,964	1,733,250	799,112	253,822	144,636
40	103	75	117	21	42	57
133,649	165,273	89,846	171,170	22,162	61,560	73,030
11,251	12,068	14,075	27,383	15,805	15,532	18,062
11,593,769	12,949,271	14,083,277	27,708,148	14,789,740	15,023,810	17,990,173
10,800	11,348	13,477	26,197	15,716	14,939	17,402
10,519,153	11,363,884	12,739,315	25,151,744	14,514,622	13,699,078	16,381,205
250	545	470	1,060	65	540	545
505,440	1,108,855	961,113	2,152,398	141,523	1,097,972	1,108,856
201	175	128	126	24	53	115
569,176	476,532	382,849	404,006	133,595	226,760	500,112
					2,146	4,046
					1,230,833	1,321,740
					2,146	4,046
					1,230,833	1,321,740
5,669	7,708	12,658	11,532	11,926	12,447	17,391
9,338,184	11,507,469	15,486,712	22,357,905	15,615,877	15,349,076	16,947,228
1,758	3,092	5,979	2,345	6,494	6,993	10,970
1,743,546	2,199,710	3,060,098	3,513,060	5,911,239	5,253,422	5,638,941
25	21	589	1,071	514	335	562
105,582	87,178	584,518	1,138,752	415,412	272,096	515,830
3,886	4,595	6,090	8,116	4,918	5,119	5,859
7,489,056	9,220,581	11,842,096	17,706,093	9,289,226	9,823,558	10,792,457
5,586	4,887	5,591	6,527	3,790	3,669	2,408
7,953,494	7,660,681	8,260,865	15,248,260	7,137,173	6,262,758	6,380,653
5,586	4,887	5,591	6,492	3,790	3,619	2,408
7,953,494	7,660,681	8,260,865	15,225,580	7,137,173	6,240,078	6,380,653
			35		50	
			22,680		22,680	
3,738	3,138	3,305	5,364	2,384	3,351	6,482
3,476,338	3,101,320	3,264,508	9,761,694	2,535,963	3,209,492	5,674,943
3,662	2,985	2,935	2,774	2,220	3,256	6,321
3,333,007	2,825,015	2,464,706	2,768,072	2,069,750	2,968,048	5,353,740
42	96	318	2,566	136	79	129
112,428	217,080	748,459	6,971,331	440,208	226,584	291,483
34	57	52	24	28	16	32
30,903	59,225	51,343	22,291	26,005	14,860	29,720
4,827	4,635	3,801	3,942	3,613	3,846	5,502
2,684,474	2,750,748	2,448,643	3,057,411	2,540,605	2,713,167	3,860,596
4,736	4,565	3,739	3,670	3,457	3,695	5,320
2,611,466	2,704,524	2,389,459	2,252,595	2,027,821	2,158,533	3,114,316
91	70	62	272	156	151	182
73,008	46,224	59,184	804,816	512,784	554,634	746,280
4,094	4,808	4,998	4,716	6,267	6,131	4,969
3,182,104	3,862,706	3,987,620	3,637,039	4,526,546	4,603,523	4,790,898
3,745	4,493	4,484	4,362	5,629	5,730	4,647
2,332,220	3,113,596	2,880,490	2,847,375	3,411,584	3,738,356	3,987,172
349	315	514	354	638	401	322
849,884	749,110	1,107,130	789,664	1,114,962	865,167	803,726
682	473	4,680	3,129	1,631	5,294	10,319
801,833	649,443	3,195,917	4,066,478	1,917,514	3,630,264	4,962,950
652	423	4,595	2,399	1,296	5,019	10,289
748,697	552,783	3,031,595	2,647,790	1,267,192	3,095,934	4,904,954
30	50	85	730	335	275	30
53,136	96,660	164,322	1,418,688	650,322	534,330	57,996
8,811	9,618	19,588	9,359	4,849	6,692	9,867
8,446,055	8,636,670	16,301,599	13,140,340	5,450,655	6,970,900	8,770,197
8,811	9,618	19,588	9,359	4,849	6,692	9,867
8,446,055	8,636,670	16,301,599	13,140,340	5,450,655	6,970,900	8,770,197

種別・出荷地	計	4月	5月	6月	7月	8月
沖縄	173,491	10,958	14,720	12,719	11,642	17,877
合計	221,864,062	14,790,697	18,168,678	13,954,895	14,515,879	26,272,274
鮮魚	171,321	10,698	14,600	12,529	11,542	17,657
	218,231,482	14,355,457	17,967,798	13,636,835	14,348,479	25,903,994
冷凍	2,170	260	120	190	100	220
	3,632,580	435,240	200,880	318,060	167,400	368,280
総計	14,544,376	1,132,535	1,272,013	1,169,060	1,235,686	1,206,004
合計	14,266,755,010	1,098,740,309	1,165,357,268	1,066,992,489	1,223,057,480	1,267,554,419
鮮魚	7,053,694	531,752	616,320	611,065	614,839	556,274
	5,879,845,349	461,987,655	495,024,223	448,973,792	476,417,711	542,868,543
冷凍	3,656,779	279,981	342,088	260,611	307,693	334,020
	4,099,977,582	299,107,303	334,374,677	297,953,279	399,557,328	365,178,267
塩干・加工品	3,833,903	320,802	313,605	297,384	313,154	315,710
	4,286,932,079	337,645,351	335,958,368	320,065,418	347,082,441	359,507,609

9月	10月	11月	12月	1月	2月	3月
14,869	14,464	13,343	19,639	15,339	12,403	15,518
17,195,404	17,267,634	14,847,407	28,686,204	17,914,554	15,643,844	22,606,592
14,709	14,314	13,163	19,359	15,139	12,303	15,308
16,927,564	17,016,534	14,546,087	28,217,484	17,579,754	15,476,444	22,255,052
160	150	180	280	200	100	210
267,840	251,100	301,320	468,720	334,800	167,400	351,540
1,347,288	1,291,473	1,241,839	1,496,697	959,186	1,011,748	1,180,847
1,161,164,835	1,130,556,650	1,132,278,787	1,871,684,485	964,263,552	1,004,342,189	1,180,762,547
776,691	706,040	633,172	600,686	421,370	448,541	536,944
547,232,510	500,090,963	478,656,882	653,861,278	386,622,823	403,005,483	485,103,486
281,014	282,368	295,401	432,136	244,270	273,205	323,992
303,522,622	299,995,069	306,475,555	587,736,236	273,787,040	288,130,798	344,159,408
289,583	303,065	313,266	463,875	293,546	290,002	319,911
310,409,703	330,470,618	347,146,350	630,086,971	303,853,689	313,205,908	351,499,653

7 品目別・出荷地

(1) 鮮魚

品目別・出荷地	計	4月	5月	6月	7月	8月
まぐろ	213,467	20,425	19,970	22,691	15,563	15,648
合計	449,618,429	34,266,757	36,285,582	36,023,930	32,810,045	42,080,746
平均単価	2,106	1,678	1,817	1,588	2,108	2,689
福島	28,512 93,299,712 3,272	2,374 7,978,997 3,361	2,158 7,602,982 3,523	2,962 6,792,026 2,293	2,269 6,378,519 2,811	3,004 10,134,321 3,374
青森	2,710 5,063,864 1,869		445 1,009,918 2,269	598 923,768 1,545	270 286,782 1,062	528 1,219,698 2,310
岩手	262 456,268 1,741		29 66,226 2,284	201 325,836 1,621		32 64,206 2,006
宮城	53,268 61,418,603 1,153	3,966 5,954,701 1,501	4,323 5,623,305 1,301	6,932 6,890,759 994	3,965 4,072,127 1,027	3,387 3,827,476 1,130
山形	33 28,426 861				33 28,426 861	
茨城	1,496 1,927,729 1,289					
千葉	35,262 40,360,044 1,145	5,948 3,799,598 639	5,948 1,719,600 289	49 20,335 415	597 1,852,555 3,103	847 2,851,805 3,367
東京	51,091 161,487,964 3,161	3,369 10,932,584 3,245	4,965 15,483,952 3,119	4,486 13,137,534 2,929	4,082 12,752,938 3,124	5,030 15,877,636 3,157
新潟	35 31,557 902	29 26,287 906			6 5,270 878	
富山	120 97,146 810	37 43,956 1,188				
静岡	849 1,977,378 2,329	138 342,987 2,485	130 328,496 2,527	101 261,713 2,591	78 200,188 2,567	45 106,110 2,358
大阪	624 1,042,524 1,671			61 93,960 1,540		
鳥取	4,720 5,359,500 1,135			3,522 3,724,218 1,057	1,198 1,635,282 1,365	
島根	233 269,546 1,157	233 269,546 1,157				
広島	111 90,018 811				111 90,018 811	
山口	1,039 1,357,200 1,306					181 142,105 785
愛媛	71 194,634 2,741					
福岡	9,165 5,628,839 614	3,296 1,811,438 550	633 490,233 774	3,045 1,683,127 553	1,445 933,044 646	
佐賀	22,937 68,502,582 2,987	1,020 3,087,741 3,027	1,291 3,846,822 2,980	734 2,170,654 2,957	1,509 4,574,896 3,032	2,594 7,857,389 3,029
長崎	243 260,243 1,071					
宮崎	126 132,776 1,054					

別・月別取扱高表

単位 上段：数量=kg
 中断：金額=円
 下段：単価=円

9月	10月	11月	12月	1月	2月	3月
9,945	11,415	16,909	31,085	16,596	15,487	17,733
27,929,763	28,987,738	34,428,414	71,715,728	34,299,884	31,524,348	39,265,494
2,808	2,539	2,036	2,307	2,067	2,036	2,214
1,474	1,726	1,876	3,687	2,317	1,777	2,888
5,651,619	5,988,708	6,691,470	13,097,864	7,923,065	5,934,686	9,125,455
3,834	3,470	3,567	3,552	3,420	3,340	3,160
233	455	181				
503,496	856,748	263,454				
2,161	1,883	1,456				
2,174	3,333	4,572	5,714	4,930	4,387	5,585
2,719,980	4,322,412	4,747,162	5,868,607	5,389,083	5,146,832	6,856,159
1,251	1,297	1,038	1,027	1,093	1,173	1,228
	101	1,070	325			
	102,050	1,290,410	535,269			
	1,010	1,206	1,647			
826	994	3,201	7,799	2,829	4,031	2,193
2,855,003	2,898,316	4,173,251	8,431,351	3,612,504	4,656,508	3,489,218
3,456	2,916	1,304	1,081	1,277	1,155	1,591
2,981	2,885	3,818	8,512	3,424	3,347	4,192
10,026,545	9,204,340	11,188,917	29,311,941	10,183,225	10,502,341	12,886,011
3,363	3,190	2,931	3,444	2,974	3,138	3,074
	83					
	53,190					
	641					
39	47	48	71	36	77	39
90,396	100,818	87,881	154,278	85,374	127,931	91,206
2,318	2,145	1,831	2,173	2,372	1,661	2,339
121					217	225
457,380					260,064	231,120
3,780					1,198	1,027
213	62	153	200	230		
171,560	57,089	259,825	318,339	408,282		
805	921	1,698	1,592	1,775		
						71
						194,634
						2,741
		80	63	552		51
		43,848	59,173	554,008		53,968
		548	939	1,004		1,058
1,731	1,729	1,910	4,641	1,982	1,651	2,145
5,122,656	5,404,067	5,682,196	13,865,703	5,824,527	4,895,986	6,169,945
2,959	3,126	2,975	2,988	2,939	2,965	2,876
				243		
				260,243		
				1,071		
			73	53		
			73,203	59,573		
			1,003	1,124		

(1) 鮮魚

品目別・出荷地	計	4月	5月	6月	7月	8月
まぐろ	560	15	48			
鹿児島	631,876	18,922	114,048			
	1,128	1,261	2,376			
めばち	612,797	56,053	51,069	48,171	50,917	48,625
合計	778,545,717	67,200,855	59,300,076	47,566,166	54,251,780	69,570,168
平均単価	1,270	1,199	1,161	987	1,065	1,431
福島	36,936	2,951	1,949	1,310	2,699	2,208
	60,438,068	4,470,281	3,101,528	2,320,980	4,852,915	4,880,694
	1,636	1,515	1,591	1,772	1,798	2,210
宮城	95,677	6,789	5,935	7,067	11,976	7,978
	114,578,519	9,208,086	7,845,185	7,990,230	8,054,820	8,633,100
	1,198	1,356	1,322	1,131	673	1,082
千葉	124,206	15,787	9,975	10,140	8,302	4,888
	149,596,921	16,256,021	8,247,569	5,640,434	7,285,714	5,523,347
	1,204	1,030	827	556	878	1,130
東京	168,368	19,160	17,212	15,635	14,969	12,810
	215,559,705	22,405,734	20,945,401	16,472,106	18,072,828	19,393,668
	1,280	1,169	1,217	1,054	1,207	1,514
静岡	2,206	244	220	181	219	230
	5,711,000	623,915	555,449	458,304	600,871	623,408
	2,589	2,557	2,525	2,532	2,744	2,710
大阪	13,054	290	1,213	1,260	1,379	2,063
	15,968,750	224,856	1,156,302	1,594,944	1,551,074	3,432,996
	1,223	775	953	1,266	1,125	1,664
兵庫	103				24	29
	448,200				30,888	152,712
	4,351				1,287	5,266
和歌山	797					797
	1,122,790					1,122,790
	1,409					1,409
愛媛	589			25	87	58
	1,568,160			32,400	133,164	292,572
	2,662			1,296	1,531	5,044
福岡	106					
	45,792					
	432					
宮崎	208	208				
	122,244	122,244				
	588	588				
鹿児島	959		631	149		
	1,110,780		749,628	79,380		
	1,158		1,188	533		
沖縄	169,588	10,624	13,934	12,404	11,262	17,564
	212,274,788	13,889,718	16,699,014	12,977,388	13,669,506	25,514,881
	1,252	1,307	1,198	1,046	1,214	1,453
きわだ	18,122	1,365	2,373	1,330	2,246	1,686
合計	22,087,867	1,068,735	2,661,490	1,279,774	2,536,002	2,315,002
平均単価	1,219	783	1,122	962	1,129	1,373
福島	3,443	68	327	139	292	289
	5,959,600	124,459	462,739	195,863	433,512	554,494
	1,731	1,830	1,415	1,409	1,485	1,919
宮城	2,733	256	321	424	181	36
	2,428,046	179,852	213,387	244,481	224,802	28,998
	888	703	665	577	1,242	806
千葉	4,558	749	242	361	1,395	441
	4,001,875	323,568	229,662	311,904	1,366,740	482,112
	878	432	949	864	980	1,093
東京	4,888	109	798	274	37	438
	6,416,388	161,244	1,027,512	325,836	35,964	589,248
	1,313	1,479	1,288	1,189	972	1,345
静岡	1,299	183	156	132	144	198
	1,978,020	279,612	238,302	201,690	219,672	301,806
	1,523	1,528	1,528	1,528	1,526	1,524
大阪	284					284
	358,344					358,344
	1,262					1,262

上段：数量=kg
 单位 中断：金額=円
 下段：単価=円

9月	10月	11月	12月	1月	2月	3月
153						344
331,128						167,778
2,164						488
46,536	57,503	50,298	72,048	45,759	39,725	46,093
57,679,694	69,130,533	60,901,654	105,821,982	59,757,088	55,537,535	71,828,186
1,239	1,202	1,211	1,469	1,306	1,398	1,558
3,016	2,854	4,424	7,032	3,623	2,112	2,758
4,122,228	4,485,354	6,168,354	11,420,579	6,037,653	3,715,524	4,861,978
1,367	1,572	1,394	1,624	1,666	1,759	1,763
9,914	15,984	7,266	7,969	5,806	3,991	5,002
13,125,186	15,165,088	10,738,117	12,422,442	7,914,953	5,846,495	7,634,817
1,324	949	1,478	1,559	1,363	1,465	1,526
6,436	8,840	10,052	15,391	9,688	10,867	13,840
8,235,940	12,982,378	12,742,412	21,539,950	12,489,445	15,826,933	22,826,778
1,280	1,469	1,268	1,400	1,289	1,456	1,649
11,036	14,250	14,788	19,585	10,815	10,211	7,897
13,053,528	17,760,546	16,370,564	29,038,230	15,014,268	14,434,362	12,598,470
1,183	1,246	1,107	1,483	1,388	1,414	1,595
175	249	120	203	109	117	139
458,542	593,113	295,944	529,683	295,063	311,865	364,843
2,620	2,382	2,466	2,609	2,707	2,666	2,625
1,071	987	420	2,615	587	202	967
1,192,644	1,015,200	300,564	3,206,466	638,280	306,504	1,348,920
1,114	1,029	716	1,226	1,087	1,517	1,395
50						
264,600						
5,292						
40	55	6	6	30	60	222
309,420	318,600	21,600	12,960	60,912	102,384	284,148
7,736	5,793	3,600	2,160	2,030	1,706	1,280
		106				
		45,792				
		432				
118			61			
200,556			81,216			
1,700			1,331			
14,680	14,284	13,116	19,186	15,101	12,165	15,268
16,717,050	16,810,254	14,218,307	27,570,456	17,306,514	14,993,468	21,908,232
1,139	1,177	1,084	1,437	1,146	1,233	1,435
1,540	285	126	853	1,380	1,873	3,065
1,702,695	272,214	191,484	1,495,033	1,598,333	2,590,251	4,376,854
1,106	955	1,520	1,753	1,158	1,383	1,428
289			266	269	533	971
436,805			617,436	430,001	954,959	1,749,332
1,511			2,321	1,599	1,792	1,802
				851	196	468
				927,708	97,880	510,938
				1,090	499	1,092
222			110	237	270	531
84,262			100,159	215,784	305,132	582,552
380			911	910	1,130	1,097
891	135		332	23	756	1,095
972,000	45,252		611,712	24,840	1,088,748	1,534,032
1,091	335		1,843	1,080	1,440	1,401
138	150	126	45		27	
209,628	226,962	191,484	68,526		40,338	
1,519	1,513	1,520	1,523		1,494	

(1) 鮮魚

品目別・出荷地	計	4月	5月	6月	7月	8月
きわだ	917		529		197	
沖繩	945,594		489,888		255,312	
	1,031		926		1,296	
かじき類	12,516	370	843	732	914	492
合計	10,018,289	505,933	757,838	549,714	812,613	449,075
平均単価	800	1,367	899	751	889	913
岩手	212				195	17
	254,590				236,770	17,820
	1,201				1,214	1,048
宮城	11,707	370	817	732	719	475
	9,287,629	505,933	743,690	549,714	575,843	431,255
	793	1,367	910	751	801	908
千葉	597		26			
	476,070		14,148			
	797		544			
たい	221,170	26,209	21,829	16,725	16,016	18,582
合計	208,400,424	23,230,138	20,024,681	15,192,717	15,418,249	18,115,828
平均単価	942	886	917	908	963	975
福島	3,246	228	308	220	329	263
	6,928,711	507,079	484,954	423,391	541,621	641,728
	2,135	2,224	1,575	1,925	1,646	2,440
北海道	3					
	5,184					
	1,728					
青森	3,526	687	470	810	81	217
	3,303,407	728,682	452,596	624,126	72,176	250,754
	937	1,061	963	771	891	1,156
岩手	266			24	118	105
	155,266			7,096	93,225	52,823
	584			296	790	503
宮城	7,397	40	10	477	970	2,699
	4,575,959	50,976	10,503	163,408	713,367	1,864,615
	619	1,274	1,050	343	735	691
秋田	347		11	138	15	21
	305,629		5,886	107,524	29,052	31,796
	881		535	779	1,937	1,514
山形	2,065	336	657	339	112	76
	1,809,076	365,962	481,514	215,390	128,142	86,130
	876	1,089	733	635	1,144	1,133
茨城	3,924	164	512	1,131	224	174
	2,076,067	63,208	179,354	432,276	114,127	275,475
	529	385	350	382	509	1,583
千葉	21,602	7,236	3,171	2,151	1,063	531
	23,987,779	4,495,776	2,728,322	2,266,228	1,301,945	948,019
	1,110	621	860	1,054	1,225	1,785
東京	22,389	1,887	2,096	1,485	1,352	1,582
	24,997,065	2,349,383	2,529,305	1,790,246	1,537,705	2,173,030
	1,116	1,245	1,207	1,206	1,137	1,374
神奈川	278	21	138			
	257,085	32,616	78,527			
	925	1,553	569			
新潟	371	37	72	103	130	
	435,128	28,058	44,247	133,494	209,015	
	1,173	758	615	1,296	1,608	
富山	164		140	24		
	114,998		104,630	10,368		
	701		747	432		
石川	52					
	92,362					
	1,776					
福井	66	30	6			
	199,584	90,720	18,144			
	3,024	3,024	3,024			
静岡	11,859	1,491	2,137	1,304	1,542	902
	15,535,100	1,731,993	2,127,071	1,341,298	1,790,004	1,585,689
	1,310	1,162	995	1,029	1,161	1,758

上段：数量=kg
 单位 中断：金額=円
 下段：単価=円

9月	10月	11月	12月	1月	2月	3月
			100		91	
			97,200		103,194	
			972		1,134	
1,474	1,747	1,605	777	1,132	1,124	1,306
1,063,854	1,228,409	1,120,608	712,299	788,438	924,881	1,104,627
722	703	698	917	697	823	846
1,381	1,543	1,462	689	1,132	1,096	1,291
998,578	1,099,311	1,008,829	634,787	788,438	864,185	1,087,066
723	712	690	921	697	788	842
93	204	143	88		28	15
65,276	129,098	111,779	77,512		60,696	17,561
702	633	782	881		2,168	1,171
15,849	17,297	17,622	22,584	14,285	14,794	19,378
14,403,743	16,235,052	16,511,430	21,428,188	13,709,579	14,444,648	19,686,171
909	939	937	949	960	976	1,016
280	231	272	209	162	407	337
619,246	508,144	568,156	601,705	498,945	715,857	817,885
2,212	2,200	2,089	2,879	3,080	1,759	2,427
	3					
	5,184					
	1,728					
241	74	519	163	8	84	172
272,366	75,751	355,012	121,214	10,228	117,871	222,631
1,130	1,024	684	744	1,279	1,403	1,294
6	7	6				
1,150	378	594				
192	54	99				
1,608	1,109	408	18			58
881,372	603,774	243,011	4,865			40,068
548	544	596	270			691
43			119			
39,214			92,157			
912			774			
80	107	119	148	7	13	71
66,235	132,597	130,930	99,792	11,340	5,573	85,471
828	1,239	1,100	674	1,620	429	1,204
141	666	168	501	210	17	16
144,357	437,716	63,482	190,716	145,267	18,144	11,945
1,024	657	378	381	692	1,067	747
1,044	1,534	968	938	586	1,030	1,350
1,322,384	2,377,715	1,672,070	1,218,931	1,103,387	1,947,773	2,605,229
1,267	1,550	1,727	1,300	1,883	1,891	1,930
1,726	1,346	2,134	2,518	1,819	1,756	2,688
2,000,476	1,568,054	2,239,090	2,597,865	1,921,069	1,734,392	2,556,450
1,159	1,165	1,049	1,032	1,056	988	951
25	1	39	6			48
9,450	1,590	38,640	16,753			79,509
378	1,590	991	2,792			1,656
21	4			4		
14,061	2,797			3,456		
670	699			864		
						52
						92,362
						1,776
	3			12	3	12
	9,072			36,288	9,072	36,288
	3,024			3,024	3,024	3,024
421	451	936	823	612	468	772
597,730	668,109	1,231,569	1,506,607	1,015,069	811,635	1,128,326
1,420	1,481	1,316	1,831	1,659	1,734	1,462

(1) 鮮魚

品目別・出荷地	計	4月	5月	6月	7月	8月
たい	17,168	1,971	1,779	1,601	1,941	1,678
三重	15,435,997	1,839,397	1,607,510	1,456,957	1,763,933	1,560,137
	899	933	904	910	909	930
広島	77 80,784 1,049					
山口	1,715 2,342,764 1,366	112 125,713 1,122	11 11,880 1,080	82 119,026 1,452	75 102,341 1,365	118 151,394 1,283
愛媛	106,008 85,793,068 809	8,806 7,723,007 877	7,243 6,388,686 882	5,862 5,044,339 861	6,881 5,809,762 844	9,756 7,914,502 811
福岡	2,782 2,356,954 847	116 124,632 1,074	700 478,045 683	214 323,661 1,512	225 289,870 1,288	32 42,006 1,313
長崎	1,315 1,682,490 1,279					13 19,656 1,512
大分	2,030 3,470,532 1,710	309 571,838 1,851	463 669,080 1,445	109 128,002 1,174	51 60,643 1,189	137 179,063 1,307
宮崎	350 385,070 1,100	70 128,191 1,831	64 68,857 1,076	11 16,913 1,538		
鹿児島	12,170 12,074,365 992	2,668 2,272,907 852	1,841 1,555,570 845	640 588,974 920	907 861,321 950	278 339,011 1,219
かつお 合計 平均単価	1,272,213 740,561,120 582	79,910 59,644,878 746	191,624 112,277,937 586	223,950 113,487,134 507	231,367 117,776,148 509	175,186 114,429,253 653
福島	103,439 58,482,576 565	490 410,567 838	14,433 8,218,077 569	26,542 15,216,193 573	30,260 14,362,328 475	27,925 16,846,004 603
青森	111 20,737 187					40 8,640 216
岩手	82,029 36,889,571 450		2,998 1,821,076 607	28,630 13,421,990 469	30,952 11,389,336 368	14,099 7,736,068 549
宮城	316,622 191,645,335 605		219 130,815 597	22,156 11,817,909 533	102,518 55,458,260 541	86,538 57,526,104 665
茨城	856 429,108 501				94 70,762 753	135 160,024 1,185
千葉	624,121 338,113,796 542	49,144 33,644,101 685	157,511 90,694,922 576	143,683 70,542,862 491	55,064 25,652,034 466	36,061 21,051,987 584
東京	1,651 1,623,366 983	431 561,736 1,303				
神奈川	867 1,358,040 1,566					
新潟	4 5,400 1,350					
静岡	10,570 5,490,392 519	1,932 838,020 434	3,710 1,597,710 431			
山口	15 17,939 1,196					15 17,939 1,196
福岡	627 691,071 1,102				321 322,056 1,003	

上段：数量=kg
 单位 中断：金額=円
 下段：単価=円

9月	10月	11月	12月	1月	2月	3月
1,376 1,222,461 888	1,533 1,353,460 883	1,431 1,242,979 869	1,481 1,242,707 839	746 665,202 892	763 692,145 907	868 789,109 909
				22 38,707 1,759	55 42,077 765	
315 351,665 1,116	260 276,357 1,063	224 294,386 1,314	101 193,860 1,919	135 261,311 1,936	127 201,992 1,590	155 252,839 1,631
7,764 6,007,528 774	8,478 7,005,976 826	8,406 6,558,985 780	14,111 11,455,517 812	9,185 7,033,769 766	8,915 6,761,998 758	10,601 8,088,999 763
61 66,582 1,092	872 543,106 623	337 335,465 995	60 51,581 860			165 102,006 618
221 258,746 1,171	22 26,611 1,210	106 109,064 1,029				953 1,268,413 1,331
58 90,992 1,569	96 150,206 1,565	108 216,227 2,002	117 292,625 2,501	87 186,110 2,139	151 292,150 1,935	344 633,596 1,842
5 8,942 1,788	48 12,074 252	35 32,260 922	6 9,526 1,588	31 12,279 396	47 46,564 991	33 49,464 1,499
413 428,786 1,038	452 476,381 1,054	1,406 1,179,510 839	1,265 1,731,767 1,369	659 767,152 1,164	958 1,047,405 1,093	683 825,581 1,209
120,747 71,362,795 591	50,747 36,925,837 728	27,271 18,198,808 667	6,451 6,771,836 1,050	10,348 6,985,860 675	50,889 29,048,316 571	103,723 53,652,318 517
1,935 1,994,450 1,031	944 764,034 809			64 74,849 1,170	466 381,316 818	380 214,758 565
71 12,097 170						
1,760 890,184 506					1,284 738,966 576	2,306 891,951 387
76,833 45,706,792 595	26,832 20,040,079 747	967 573,887 593				559 391,489 700
22 11,826 538	124 43,370 350	449 130,993 292	32 12,133 379			
33,392 16,707,249 500	14,220 8,586,818 604	5,537 2,144,185 387	2,033 1,239,330 610	6,279 3,992,340 636	38,242 21,669,234 567	82,955 42,188,734 509
	235 411,567 1,751	85 154,795 1,821	28 56,841 2,030		872 438,427 503	
32 59,913 1,872	308 429,810 1,395	527 868,317 1,648				
		4 5,400 1,350				
	803 865,323 1,078	359 418,839 1,167		1,420 829,210 584	2,346 941,290 401	
306 369,015 1,206						

(1) 鮮魚

品目別・出荷地	計	4月	5月	6月	7月	8月
かつお	2,836				669	716
長崎	3,139,244				788,038	659,379
	1,107				1,178	921
大分	30		30			
	21,060		21,060			
	702		702			
宮崎	35,248	10,375	3,740			
	19,662,402	6,415,282	1,970,131			
	558	618	527			
鹿児島	93,187	17,538	8,983	2,939	11,489	9,657
	82,971,083	17,775,172	7,824,146	2,488,180	9,733,334	10,423,108
	890	1,014	871	847	847	1,079
さけ	114,062	4,616	6,575	7,729	8,502	7,398
合計	119,700,133	6,617,508	8,910,502	9,433,907	9,893,734	9,192,962
平均単価	1,049	1,434	1,355	1,221	1,164	1,243
福島	4,358			85	84	184
	1,015,671			9,180	7,387	13,910
	233			108	88	76
北海道	9,303	12	92	150	28	916
	6,562,100	12,042	96,227	152,335	44,939	737,207
	705	1,004	1,046	1,016	1,605	805
青森	7,950					328
	5,648,625					277,307
	711					845
岩手	16,138					
	8,998,627					
	558					
宮城	30,072	2,561	3,796	5,052	5,893	1,669
	32,406,834	3,127,302	4,444,157	5,392,667	6,027,966	1,899,558
	1,078	1,221	1,171	1,067	1,023	1,138
山形	68					
	35,726					
	525					
千葉	325	112	15			
	230,654	161,211	21,060			
	710	1,439	1,404			
東京	19,623	874	1,166	818	1,009	2,433
	21,982,718	1,379,741	1,826,956	1,225,765	1,386,711	3,131,139
	1,120	1,579	1,567	1,498	1,374	1,287
神奈川	9,001		742	723	561	613
	13,129,392		1,078,196	1,050,718	817,792	895,877
	1,459		1,453	1,453	1,458	1,461
静岡	167	10		42	112	
	230,283	14,580		71,937	136,055	
	1,379	1,458		1,713	1,215	
京都	11,335	514	417	469	470	658
	22,255,013	1,190,678	985,544	1,053,184	1,046,122	1,494,286
	1,963	2,316	2,363	2,246	2,226	2,271
兵庫	4,718	468	239	259	282	448
	5,969,739	645,933	323,978	320,538	352,102	568,309
	1,265	1,380	1,356	1,238	1,249	1,269
広島	12					
	17,496					
	1,458					
愛媛	992	65	108	131	63	149
	1,217,255	86,021	134,384	157,583	74,660	175,369
	1,227	1,323	1,244	1,203	1,185	1,177
ます	1,488	532	360	184	130	44
合計	1,372,173	519,805	226,421	54,918	235,127	24,214
平均単価	922	977	629	298	1,809	550
福島	35		35			
	23,112		23,112			
	660		660			
北海道	559	49	148	184	130	
	441,008	35,845	88,712	54,918	235,127	
	789	732	599	298	1,809	

上段：数量=kg
 单位 中断：金額=円
 下段：単価=円

9月	10月	11月	12月	1月	2月	3月
792 721,049 910	342 609,816 1,783			47 71,787 1,527	130 156,211 1,202	140 132,964 950
		3,810 2,136,826 561	1,817 1,673,944 921	766 468,949 612	4,714 2,589,508 549	10,026 4,407,762 440
5,604 4,890,220 873	6,939 5,175,020 746	15,533 11,765,566 757	2,541 3,789,588 1,491	1,772 1,548,725 874	2,835 2,133,364 753	7,357 5,424,660 737
15,861 13,483,908 850	20,242 15,131,010 748	17,930 13,851,625 773	9,985 12,685,047 1,270	4,081 5,361,028 1,314	4,783 6,618,505 1,384	6,360 8,520,397 1,340
125 5,605 45	2,180 577,580 265	1,387 352,772 254	180 43,200 240		80 4,320 54	53 1,717 32
5,953 4,075,401 685	2,041 1,285,189 630	9 78,732 8,748	18 58,968 3,276	84 21,060 251		
865 464,725 537	2,676 2,022,381 756	2,027 1,468,179 724	2,054 1,416,033 689			
1,532 981,965 641	5,767 3,577,667 620	6,810 3,564,184 523	1,425 838,620 589	604 36,191 60		
908 723,903 797	2,349 1,487,431 633	727 736,382 1,013	812 1,084,126 1,335	1,004 1,271,614 1,267	2,115 2,522,610 1,193	3,186 3,689,118 1,158
		68 35,726 525				
8 4,752 594		190 43,631 230				
4,618 4,206,158 911	2,831 2,496,383 882	4,120 3,566,184 866	1,148 1,693,446 1,475	171 248,131 1,451	237 434,106 1,832	198 387,998 1,960
710 1,038,099 1,462	810 1,182,269 1,460	1,017 1,485,560 1,461	1,225 1,791,101 1,462	792 1,155,553 1,459	903 1,316,055 1,457	905 1,318,172 1,457
	3 7,711 2,570					
891 1,691,093 1,898	1,121 1,911,511 1,705	1,137 1,977,848 1,740	2,206 4,538,688 2,057	1,189 2,311,273 1,944	1,015 1,821,609 1,795	1,248 2,233,177 1,789
186 220,149 1,184	464 582,888 1,256	417 515,551 1,236	622 841,397 1,353	237 317,206 1,338	390 468,505 1,201	706 813,183 1,152
			12 17,496 1,458			
65 72,058 1,109		21 26,876 1,280	283 361,972 1,279		43 51,300 1,193	64 77,032 1,204
				69 49,518 718	127 215,524 1,697	42 46,646 1,111
				48 26,406 550		

(1) 鮮魚

品目別・出荷地	計	4月	5月	6月	7月	8月
ます	553	290	29			44
青森	619,586	281,795	28,295			24,214
	1,120	972	976			550
岩手	218	160	58			
	227,274	183,265	44,009			
	1,043	1,145	759			
宮城	123	33	90			
	61,193	18,900	42,293			
	498	573	470			
にしん	3,443	84	103	440	102	78
合計	1,422,802	52,596	26,492	159,764	37,692	33,372
平均単価	413	626	257	363	370	428
福島	1		1			
	0		0			
	0		0			
北海道	1,816	54	102	440	102	78
	716,536	35,316	26,492	159,764	37,692	33,372
	395	654	260	363	370	428
青森	876					
	336,096					
	384					
東京	750	30				
	370,170	17,280				
	494	576				
いわし	119,508	12,221	10,779	12,187	10,161	7,087
合計	53,584,822	4,240,973	4,081,806	4,721,987	4,795,752	4,303,887
平均単価	448	347	379	387	472	607
福島	5,525	369	1,722	1,683	1,141	100
	2,391,175	153,360	478,926	575,251	463,590	152,324
	433	416	278	342	406	1,523
北海道	4,550				699	2,794
	3,035,265				600,621	1,916,028
	667				859	686
青森	17,006	190	1,775	360		1,520
	6,779,376	96,066	825,984	163,296		675,216
	399	506	465	454		444
岩手	2,840			100	68	
	1,359,617			54,270	43,286	
	479			543	637	
宮城	7,493	1	15	3,805	1,290	
	3,240,418	7,759	12,469	1,228,770	689,904	
	432	7,759	831	323	535	
茨城	915	79	361			
	268,898	19,224	94,154			
	294	243	261			
千葉	19,092	4,456	3,290	3,340	4,795	961
	6,524,111	1,147,222	1,004,049	1,229,213	1,741,123	554,839
	342	257	305	368	363	577
東京	9,715	2,425	625	1,050	675	292
	4,973,346	953,208	247,374	458,892	441,504	196,776
	512	393	396	437	654	674
神奈川	888	138	600	150		
	407,376	99,468	226,638	81,270		
	459	721	378	542		
新潟	325					
	108,108					
	333					
富山	6,871	22	60			
	2,248,776	2,376	12,960			
	327	108	216			
石川	150					
	50,220					
	335					
静岡	6,700	2,200	500			
	1,845,990	521,370	207,360			
	276	237	415			

上段：数量=kg
 单位 中断：金額=円
 下段：単価=円

9月	10月	11月	12月	1月	2月	3月
				21	127	42
				23,112	215,524	46,646
				1,101	1,697	1,111
		86	4	641	397	1,508
		45,306	3,024	293,166	212,652	558,738
		527	756	457	536	371
		16	4	183	197	640
		14,256	3,024	77,760	102,762	226,098
		891	756	425	522	353
				8		868
				3,456		332,640
				432		383
		70		450	200	
		31,050		211,950	109,890	
		444		471	549	
8,048	10,456	6,247	6,957	10,506	11,188	13,671
3,614,706	4,666,216	3,324,885	3,649,147	5,260,383	5,317,411	5,607,669
449	446	532	525	501	475	410
28	50	32	56			344
117,331	139,061	119,545	24,797			166,990
4,190	2,781	3,736	443			485
560		497				
242,784		275,832				
434		555				
4,625	4,900	1,308	1,958	320		50
1,694,412	1,696,302	594,702	854,874	170,424		8,100
366	346	455	437	533		162
	183	196	370	1,548	375	
	63,288	47,023	92,394	767,540	291,816	
	346	240	250	496	778	
180	120	60		1,780	231	11
58,698	73,440	42,766		887,220	227,252	12,140
326	612	713		498	984	1,104
				460	15	
				150,660	4,860	
				328	324	
	456		155	820	666	153
	165,024		40,608	323,892	260,496	57,645
	362		262	395	391	377
256	425	237	340	190	875	2,325
192,024	362,664	223,344	268,812	147,420	440,478	1,040,850
750	853	942	791	776	503	448
						325
						108,108
						333
					2,300	4,489
					694,116	1,539,324
					302	343
						150
						50,220
						335
	650				1,250	2,100
	220,320				386,100	510,840
	339				309	243

(1) 鮮魚

品目別・出荷地	計	4月	5月	6月	7月	8月
いわし	10			5		
愛知	22,378			11,189		
	2,238			2,238		
愛媛	834	43	43	50	53	58
	1,531,008	87,480	87,480	95,256	102,384	116,640
	1,836	2,034	2,034	1,905	1,932	2,011
大分	36,594	2,298	1,788	1,644	1,440	1,362
	18,798,760	1,153,440	884,412	824,580	713,340	692,064
	514	502	495	502	495	508
あじ	173,622	17,394	20,601	22,226	18,066	18,145
合計	118,608,228	11,026,004	13,539,297	13,375,993	12,552,221	12,427,313
平均単価	683	634	657	602	695	685
福島	4,824	37	40	1,170	121	10
	1,267,564	5,616	19,678	274,320	58,104	8,262
	263	152	492	234	480	826
岩手	645				525	120
	372,308				269,438	102,870
	577				513	857
宮城	15,946			1,020	3,922	5,475
	8,177,610			460,836	2,148,104	2,976,108
	513			452	548	544
山形	72			72		
	33,264			33,264		
	462			462		
茨城	8,486	1,019	520	800	245	210
	2,458,181	369,252	153,543	253,422	52,650	17,442
	290	362	295	317	215	83
千葉	31,679	5,426	5,687	5,455	2,791	3,367
	14,226,629	2,086,738	2,653,323	1,823,105	1,336,225	1,516,574
	449	385	467	334	479	450
東京	24,626	2,582	4,153	2,920	2,201	486
	22,283,636	2,092,820	3,090,191	2,124,498	1,938,853	561,212
	905	811	744	728	881	1,155
神奈川	441		230	210		
	307,904		171,180	133,920		
	698		744	638		
新潟	955		10	190	160	120
	542,354		6,480	98,550	104,220	82,890
	568		648	519	651	691
富山	10,790	1,065	1,476	1,448	1,114	1,104
	3,559,140	287,496	420,444	384,804	391,824	429,084
	330	270	285	266	352	389
静岡	500	150		50		300
	196,560	56,700		25,920		113,940
	393	378		518		380
愛知	4					
	432					
	108					
三重	17				12	5
	33,059				23,328	9,731
	1,945				1,944	1,946
島根	2,165		561	593	381	630
	2,369,844		565,866	657,018	507,060	639,900
	1,095		1,009	1,108	1,331	1,016
広島	425		25	25	325	
	273,240		13,500	25,380	210,060	
	643		540	1,015	646	
山口	1,735	300	387	345	130	20
	1,909,667	375,840	351,054	351,000	135,540	34,560
	1,101	1,253	907	1,017	1,043	1,728
愛媛	9,527	487	770	1,473	802	1,152
	14,065,193	834,662	983,581	1,740,304	1,279,725	1,836,533
	1,476	1,714	1,277	1,181	1,596	1,594
福岡	11,897	719	1,340	1,263	689	816
	8,833,537	546,740	975,424	1,046,910	590,079	686,351
	743	760	728	829	856	841

上段：数量=kg
 单位 中断：金額=円
 下段：単価=円

9月	10月	11月	12月	1月	2月	3月
5 11,189 2,238						
60 110,160 1,836	36 58,320 1,620	41 68,472 1,670	154 283,824 1,843	36 58,320 1,620	112 199,584 1,782	148 263,088 1,778
2,334 1,188,108 509	3,636 1,887,797 519	3,876 1,953,201 504	3,924 2,083,838 531	5,352 2,754,907 515	5,364 2,812,709 524	3,576 1,850,364 517
15,001 8,970,659 598	12,874 8,360,062 649	13,434 8,709,958 648	10,040 7,271,836 724	10,030 6,886,605 687	6,226 5,619,090 903	9,585 9,869,190 1,030
1,201 260,685 217	1,143 286,875 251	713 226,692 318	95 32,670 344	294 94,662 322		
3,322 1,560,055 470	1,484 714,155 481	448 220,623 492	125 46,429 371	150 51,300 342		
1,958 523,330 267	1,218 340,216 279	187 38,734 207	709 207,063 292	1,590 496,049 312	30 6,480 216	
669 226,854 339	612 304,387 497	2,651 1,064,642 402	2,318 1,267,050 547	746 483,084 648	1,094 971,595 888	863 493,052 571
963 745,217 774	1,509 1,221,000 809	1,619 1,353,467 836	2,182 1,551,800 711	1,620 1,512,690 934	1,271 1,350,705 1,063	3,120 4,741,183 1,520
	1 2,804 2,804					
50 22,140 443	106 81,000 764	115 71,550 622	90 60,750 675	114 14,774 130		
727 257,580 354	717 255,096 356	701 249,966 357	710 356,562 502	336 121,716 362	660 202,068 306	732 202,500 277
	4 432 108					
		50 24,300 486				
	86 97,340 1,132	230 214,920 934		39 51,279 1,315	97 152,885 1,576	101 145,249 1,438
1,052 1,521,478 1,446	816 1,315,814 1,613	555 967,252 1,743	714 1,049,164 1,469	380 645,817 1,700	410 727,762 1,775	916 1,163,101 1,270
412 334,487 812	845 528,217 625	1,064 654,404 615	266 228,398 859	2,084 1,362,139 654	386 425,844 1,103	2,013 1,454,544 723

(1) 鮮魚

品目別・出荷地	計	4月	5月	6月	7月	8月
あじ	33,434	3,856	3,633	3,806	3,298	2,972
佐賀	24,387,148	2,869,554	2,872,697	2,991,743	2,374,760	2,096,238
	729	744	791	786	720	705
長崎	12,072	1,185	1,514	1,334	1,305	1,004
	9,001,589	912,330	982,692	870,291	1,069,470	790,398
	746	770	649	652	820	787
大分	1,603	207	189	16	21	286
	2,159,517	240,280	225,375	25,369	28,005	441,299
	1,347	1,161	1,192	1,586	1,334	1,543
宮崎	515	16	4	3		10
	779,543	36,202	4,784	5,832		26,460
	1,514	2,263	1,196	1,944		2,646
鹿児島	1,264	345	62	33	24	58
	1,370,309	311,774	49,485	49,507	34,776	57,461
	1,084	904	798	1,500	1,449	991
さば類	155,045	12,839	13,540	10,634	13,376	9,873
合計	54,324,283	4,156,149	4,124,005	3,056,651	4,134,747	3,435,567
平均単価	350	324	305	287	309	348
福島	2,365	450	170	40	95	
	711,396	65,016	31,536	8,640	15,120	
	301	144	186	216	159	
北海道	20					
	6,480					
	324					
青森	7,465			3	805	1,257
	2,864,938			0	193,493	373,842
	384			0	240	297
岩手	23,070			1,055	2,044	6,339
	6,306,412			270,864	648,551	1,793,794
	273			257	317	283
宮城	10,561	15	53	2,285	3,909	828
	4,393,617	15,390	56,344	568,134	1,060,392	280,103
	416	1,026	1,063	249	271	338
山形	4					
	1,080					
	270					
茨城	635	12	137	310	100	
	177,114	1,296	13,505	95,796	21,600	
	279	108	99	309	216	
千葉	45,221	1,957	2,816	1,150	1,170	124
	13,686,775	551,156	792,882	272,052	301,320	40,565
	303	282	282	237	258	327
東京	14,703	1,004	2,679	755	691	28
	5,910,780	364,500	820,908	225,936	340,399	16,848
	402	363	306	299	493	602
神奈川	12,085	2,950	3,910	935		
	3,296,646	813,942	1,029,348	221,400		
	273	276	263	237		
新潟	17					
	9,774					
	575					
富山	125		20			
	36,720		5,400			
	294		270			
静岡	32,190	5,985	3,420	3,600	4,175	950
	7,597,206	1,531,008	683,262	673,866	870,588	221,022
	236	256	200	187	209	233
愛知	640	80	67	55	63	72
	1,656,834	176,259	176,258	149,820	167,445	185,071
	2,589	2,203	2,631	2,724	2,658	2,570
広島	2,020				65	
	1,186,488				14,256	
	587				219	
山口	192					
	221,617					
	1,154					

上段：数量=kg
 单位 中断：金額=円
 下段：単価=円

9月	10月	11月	12月	1月	2月	3月
3,685	3,018	3,561	1,751	1,808	1,818	228
2,657,498	2,109,734	2,453,929	1,259,977	1,312,646	1,254,992	133,380
721	699	689	720	726	690	585
795	992	1,110	638	620	375	1,200
648,000	718,632	711,720	598,676	386,370	373,680	939,330
815	724	641	938	623	996	783
13	211	192	158	18	21	271
20,510	250,516	211,540	206,776	23,328	43,632	442,887
1,578	1,187	1,102	1,309	1,296	2,078	1,634
6	2	44	223	200		7
11,340	3,888	53,600	331,537	292,076		13,824
1,890	1,944	1,218	1,487	1,460		1,975
148	110	194	61	31	64	134
181,485	129,956	192,619	74,984	38,675	109,447	140,140
1,226	1,181	993	1,229	1,248	1,710	1,046
9,672	10,625	13,331	14,222	15,315	16,884	14,734
3,343,941	4,521,469	5,151,690	5,865,836	5,217,083	5,925,508	5,391,637
346	426	386	412	341	351	366
			160	1,165	50	235
			77,760	438,048	16,200	59,076
			486	376	324	251
		20				
		6,480				
		324				
360	2,684	1,365	991			
117,504	1,343,196	442,044	394,859			
326	500	324	398			
7,782	1,577	55	82	1,005	2,531	600
2,153,315	504,549	25,299	13,100	216,540	550,800	129,600
277	320	460	160	215	218	216
360	302	802	1,838	99	46	24
335,146	143,586	569,836	1,003,103	156,383	114,480	90,720
931	475	711	546	1,580	2,489	3,780
		4				
		1,080				
		270				
35	13		28			
18,468	1,393		25,056			
528	107		895			
	245	9,053	10,242	11,317	5,836	1,311
	138,240	2,883,168	3,266,136	3,375,864	1,725,624	339,768
	564	318	319	298	296	259
5	1,984	929	449	918	2,211	3,050
12,960	836,136	352,080	271,404	443,556	1,021,097	1,204,956
2,592	421	379	604	483	462	395
				500	1,660	2,130
				108,000	489,780	634,176
				216	295	298
				17		
				9,774		
				575		
		105				
		31,320				
		298				
850	3,400	600			3,200	6,010
192,996	858,600	145,692			786,996	1,633,176
227	253	243			246	272
51	51	36	72	14	37	42
132,195	132,195	96,943	193,884	35,252	96,943	114,569
2,592	2,592	2,693	2,693	2,518	2,620	2,728
					1,095	860
					700,056	472,176
					639	549
	123	69				
	127,031	94,586				
	1,033	1,371				

(1) 鮮魚

品目別・出荷地	計	4月	5月	6月	7月	8月
さば類	263	165	48			
愛媛	435,152	276,771	86,302			
	1,655	1,677	1,798			
福岡	559 450,813 806			216 123,930 574		
大分	302 362,071 1,199	15 17,258 1,151			13 23,522 1,809	36 60,318 1,676
宮崎	2,569 4,992,428 1,943	167 323,611 1,938	220 428,260 1,947	230 446,213 1,940	246 478,061 1,943	239 464,004 1,941
鹿児島	39 19,942 511	39 19,942 511				
さんま	777,222	9,329	7,372	6,516	6,690	30,977
合計	330,773,530	3,981,637	3,091,132	2,835,286	3,370,594	31,934,888
平均単価	426	427	419	435	504	1,031
福島	224,067 72,637,902 324	8,246 3,411,505 414	6,678 2,728,900 409	5,920 2,509,126 424	6,298 2,753,914 437	4,377 1,814,098 414
北海道	120,364 76,371,794 635	613 290,304 474	513 206,496 403	403 179,712 446	257 419,472 1,632	23,730 27,019,462 1,139
青森	920 243,216 264					
岩手	424,670 164,351,048 387	462 239,328 518	167 82,836 496	114 51,624 453	94 40,392 430	1,770 1,643,544 929
宮城	5,589 15,302,466 2,738	8 40,500 5,063	14 72,900 5,207	79 94,824 1,200	9 48,600 5,400	
東京	1,612 1,867,104 1,158				32 108,216 3,382	1,100 1,457,784 1,325
はまち	346,973	34,332	27,373	17,042	16,287	16,895
合計	287,298,087	24,327,050	20,198,400	14,093,954	15,712,658	20,696,262
平均単価	828	709	738	827	965	1,225
福島	1,802 1,653,436 918	239 109,987 460	85 15,487 182	25 4,083 163	130 57,575 443	
北海道	6,288 2,703,600 430			123 47,487 386	45 10,940 243	363 132,219 364
青森	21,322 7,814,568 367			2,520 592,303 235	1,101 426,192 387	242 83,236 344
岩手	9,659 3,014,509 312			12 5,227 436	2,955 873,586 296	1,366 604,680 443
宮城	21,549 5,542,746 257			1,815 425,306 234	3,285 757,690 231	1,424 390,413 274
秋田	11 2,354 214					
山形	931 256,386 275		379 91,121 240	85 25,920 305		
茨城	15,047 2,991,335 199	4,155 1,029,371 248	5,910 993,509 168	3,457 645,431 187	214 71,793 335	21 11,210 534
千葉	48,347 19,399,425 401	5,814 1,687,656 290	2,135 685,640 321	337 74,515 221		

上段：数量=kg
 单位 中断：金額=円
 下段：単価=円

9月	10月	11月	12月	1月	2月	3月
			46	4		
			65,923	6,156		
			1,433	1,539		
49	42	92	38	91		31
30,845	39,571	113,001	50,252	68,061		25,153
629	942	1,228	1,322	748		811
			20			218
			6,610			254,363
			331			1,167
180	204	201	256	185	218	223
350,512	396,972	390,161	497,749	359,449	423,532	433,904
1,947	1,946	1,941	1,944	1,943	1,943	1,946
278,921	238,190	126,524	34,871	9,738	11,997	16,097
133,782,911	86,279,644	40,986,808	11,456,802	3,647,292	4,171,926	5,234,610
480	362	324	329	375	348	325
32,622	54,029	56,274	17,213	7,233	10,325	14,852
12,901,080	16,139,300	15,126,102	4,681,014	2,452,704	3,381,701	4,738,458
395	299	269	272	339	328	319
62,277	24,940	2,138	1,260	1,624	1,379	1,230
35,241,947	10,318,732	760,039	428,004	574,560	482,274	450,792
566	414	355	340	354	350	366
800				120		
216,000				27,216		
270				227		
180,751	157,504	66,965	15,944	653	246	
81,090,589	54,735,460	21,242,907	4,781,784	318,060	124,524	
449	348	317	300	487	506	
1,991	1,717	1,147	454	108	47	15
4,032,191	5,086,152	3,857,760	1,566,000	274,752	183,427	45,360
2,025	2,962	3,363	3,449	2,544	3,903	3,024
480						
301,104						
627						
27,424	33,918	38,987	47,238	26,762	29,870	30,845
19,442,228	22,858,690	27,162,145	44,864,503	25,667,644	26,536,386	25,738,167
709	674	697	950	959	888	834
10	199	128	62	69	476	379
6,847	57,375	83,624	63,980	66,462	677,311	510,705
685	288	653	1,032	963	1,423	1,348
2,899	2,782	76				
1,315,865	1,155,995	41,094				
454	416	541				
2,352	8,133	6,142	607	225		
734,987	2,871,161	2,627,526	424,488	54,675		
312	353	428	699	243		
1,112	3,015	918	281			
235,219	850,993	285,320	159,484			
212	282	311	568			
6,659	3,730	4,289	215	132		
1,525,604	879,264	1,338,073	150,785	75,611		
229	236	312	701	573		
11						
2,354						
214						
	75	144	248			
	16,114	30,113	93,118			
	215	209	375			
102	74	321	203	590		
25,568	16,254	73,772	40,187	84,240		
251	220	230	198	143		
524	713	4,904	18,682	7,830	6,397	1,011
160,238	268,861	2,269,525	9,090,951	2,243,650	2,596,554	321,835
306	377	463	487	287	406	318

(1) 鮮魚

品目別・出荷地	計	4月	5月	6月	7月	8月
はまち	85,485	7,022	5,758	3,619	4,589	6,428
東京	132,057,195	11,312,951	11,106,428	7,965,576	8,953,101	12,339,862
	1,545	1,611	1,929	2,201	1,951	1,920
神奈川	824	410	274			
	285,372	144,751	97,470			
	346	353	356			
新潟	6,106		2,530	720		
	1,093,219		347,606	80,277		
	179		137	111		
富山	1,251			150		
	678,953			49,356		
	543			329		
石川	323					
	149,040					
	461					
静岡	843					
	329,419					
	391					
三重	4,587	762	452	337	257	551
	6,221,861	1,090,485	644,329	487,166	357,931	768,779
	1,356	1,431	1,426	1,446	1,393	1,395
京都	585					
	654,686					
	1,119					
島根	876					293
	406,814					136,576
	464					466
広島	20,223	7,421	3,992	1,220	1,116	181
	7,599,504	2,564,705	1,140,273	336,961	445,516	81,535
	376	346	286	276	399	450
山口	508	91	40	32	13	25
	347,800	73,084	26,655	29,192	12,026	21,719
	685	803	666	912	925	869
愛媛	42,362	2,863	2,203	1,442	1,819	2,493
	51,410,142	3,308,752	2,889,331	2,041,837	2,591,858	3,472,106
	1,214	1,156	1,312	1,416	1,425	1,393
高知	9,675	2,652	831			
	3,635,331	862,045	220,713			
	376	325	266			
福岡	25,644	1,387	1,819	405	41	1,531
	12,213,850	471,822	459,214	126,253	25,661	309,414
	476	340	252	312	626	202
長崎	3,782	505	37			
	1,664,894	151,147	16,945			
	440	299	458			
大分	9					
	11,146					
	1,238					
宮崎	91		14	18		
	92,225		17,155	19,332		
	1,013		1,225	1,074		
鹿児島	18,843	1,011	914	725	722	1,977
	25,068,277	1,520,294	1,446,524	1,137,732	1,128,789	2,344,513
	1,330	1,504	1,583	1,569	1,563	1,186
ひらめ	75,980	6,543	7,132	9,300	10,545	4,864
合計	80,501,983	7,109,501	6,920,503	6,640,093	8,504,098	7,034,242
平均単価	1,060	1,087	970	714	806	1,446
福島	7,439	586	265	368	2,761	354
	4,543,005	419,254	93,446	198,655	1,623,034	453,089
	611	715	353	540	588	1,280
北海道	8,417	241	437	936	168	94
	7,668,193	342,365	410,173	643,463	235,128	227,826
	911	1,421	939	687	1,400	2,424
青森	6,625	437	517	732	412	325
	6,259,950	212,457	492,215	524,359	418,758	492,415
	945	486	952	716	1,016	1,515

上段：数量=kg
 单位 中断：金額=円
 下段：単価=円

9月	10月	11月	12月	1月	2月	3月
8,021 10,112,234 1,261	9,347 11,116,907 1,189	10,172 11,418,575 1,123	10,303 15,812,332 1,535	7,152 11,457,491 1,602	7,377 10,111,453 1,371	5,697 10,350,285 1,817
		140 43,151 308				
134 15,056 112	16 4,347 272	1,536 431,283 281	650 105,840 163	520 108,810 209		
	200 52,920 265	275 68,688 250	132 223,074 1,690	494 284,915 577		
						323 149,040 461
715 192,942 270			63 71,368 1,133	65 65,109 1,002		
339 475,027 1,401	348 463,519 1,332	334 420,052 1,258	420 544,075 1,295	270 315,867 1,170	219 285,918 1,306	298 368,713 1,237
51 53,892 1,057	127 127,645 1,005	68 62,079 913	179 210,384 1,175	32 38,448 1,202	25 30,899 1,236	103 131,339 1,275
	45 26,249 583	424 176,343 416			114 67,646 593	
411 152,847 372	685 282,540 412		640 192,564 301	51 57,629 1,130	1,403 860,442 613	3,103 1,484,492 478
	6 5,530 922	70 50,058 715		33 42,077 1,275	10 10,368 1,037	188 77,091 410
1,799 2,442,585 1,358	1,888 2,536,547 1,344	3,584 4,366,089 1,218	9,306 10,576,154 1,136	5,219 5,898,403 1,130	4,502 5,131,932 1,140	5,244 6,154,548 1,174
					2,146 1,230,833 574	4,046 1,321,740 327
516 157,167 305	886 262,446 296	3,685 1,063,532 289	1,027 1,355,198 1,320	2,276 2,460,097 1,081	4,589 2,917,860 636	7,482 2,605,186 348
					1,262 820,425 650	1,978 676,377 342
			9 11,146 1,238			
4 4,752 1,188	7 2,268 324	6 9,191 1,532		9 12,571 1,397	33 26,956 817	
1,765 1,829,044 1,036	1,642 1,861,755 1,134	1,771 2,304,057 1,301	4,211 5,739,375 1,363	1,795 2,401,589 1,338	1,317 1,767,789 1,342	993 1,586,816 1,598
4,080 5,470,397 1,341	6,297 6,430,368 1,021	8,501 6,697,642 788	6,728 8,359,081 1,242	3,527 5,168,848 1,466	3,915 5,693,216 1,454	4,548 6,473,994 1,423
278 321,325 1,156	1,211 657,466 543	1,429 544,962 381	114 139,730 1,226	13 5,400 415	26 28,151 1,083	34 58,493 1,720
451 594,540 1,318	1,401 1,791,140 1,278	3,385 2,482,922 734	1,280 875,944 684	24 64,692 2,696		
327 408,882 1,250	1,141 1,031,386 904	930 660,894 711	893 976,843 1,094	550 616,524 1,121	293 314,010 1,072	68 111,207 1,635

(1) 鮮魚

品目別・出荷地	計	4月	5月	6月	7月	8月
ひらめ	1,855			277	307	128
岩手	959,123			101,083	196,240	125,193
	517			365	639	978
宮城	21,227	679	950	4,569	5,706	2,472
	17,816,127	503,523	646,718	2,561,000	4,343,143	2,797,498
	839	742	681	561	761	1,132
秋田	557					
	564,601					
	1,014					
山形	51	19		24	8	
	42,174	11,988		25,812	4,374	
	827	631		1,076	547	
茨城	12,932	1,358	2,302	1,562	511	344
	15,332,451	1,472,637	2,088,836	1,492,795	628,079	711,719
	1,186	1,084	907	956	1,229	2,069
千葉	8,322	2,580	2,029	411	204	155
	10,113,904	2,850,603	1,992,103	284,477	151,942	84,942
	1,215	1,105	982	692	745	548
東京	6,223	444	453	300	311	689
	12,848,651	911,757	920,888	610,597	639,597	1,589,366
	2,065	2,054	2,033	2,035	2,057	2,307
神奈川	169					
	714,056					
	4,225					
新潟	283	14	57	10	4	
	297,979	11,680	49,929	3,624	2,884	
	1,053	834	876	362	721	
静岡	1,547	132	100	98	136	303
	2,763,374	254,727	183,190	181,052	243,747	552,194
	1,786	1,930	1,832	1,847	1,792	1,822
福岡	36	1	9	9	17	
	55,231	10,800	16,243	11,016	17,172	
	1,534	10,800	1,805	1,224	1,010	
熊本	185					
	327,952					
	1,773					
大分	73	49	13			
	150,564	104,038	26,762			
	2,063	2,123	2,059			
宮崎	27					
	35,511					
	1,315					
鹿児島	12	3		4		
	9,137	3,672		2,160		
	761	1,224		540		
かれい類	418,751	44,992	33,589	26,947	7,483	7,651
合計	278,761,381	21,656,509	15,583,085	12,834,530	5,478,579	6,860,160
平均単価	666	481	464	476	732	897
福島	51,856	6,490	5,593	6,202	241	88
	21,805,344	2,348,204	1,968,887	1,943,812	137,812	104,538
	420	362	352	313	572	1,188
北海道	83,079	2,296	9,104	4,546	1,056	2,715
	70,336,329	1,128,189	3,398,890	2,307,900	936,996	2,417,832
	847	491	373	508	887	891
青森	50,963	7,099	5,463	1,986	1,400	1,815
	38,820,213	4,227,794	2,942,158	961,346	1,342,517	1,987,236
	762	596	539	484	959	1,095
岩手	23,915	4,685	1,694	1,832	1,262	261
	13,016,731	1,725,211	730,150	702,712	818,744	191,117
	544	368	431	384	649	732
宮城	99,926	14,179	5,758	6,013	2,904	2,057
	66,132,003	6,773,615	3,209,427	3,238,375	1,619,419	1,300,930
	662	478	557	539	558	632
秋田	11,579	1,012	1,198	1,036	38	
	6,638,164	644,899	623,661	638,915	41,310	
	573	637	521	617	1,087	

上段：数量=kg
 单位 中断：金額=円
 下段：単価=円

9月	10月	11月	12月	1月	2月	3月
212	184	386	308	49	3	1
112,626	96,515	181,943	112,388	31,914	1,102	119
531	525	471	365	651	367	119
1,286	1,320	1,488	1,088	319	1,075	275
1,507,912	1,005,713	1,167,827	1,136,250	418,960	1,175,139	552,444
1,173	762	785	1,044	1,313	1,093	2,009
387	113	32	25			
391,110	123,628	28,674	21,189			
1,011	1,094	896	848			
349	266	153	1,405	1,366	858	2,458
722,948	403,489	301,762	1,846,058	1,785,631	1,289,064	2,589,433
2,071	1,517	1,972	1,314	1,307	1,502	1,053
62	15		533	393	1,068	872
93,096	49,712		890,588	504,434	1,719,905	1,492,102
1,502	3,314		1,671	1,284	1,610	1,711
498	532	544	741	635	471	605
994,627	1,075,697	1,112,317	1,507,043	1,293,698	961,195	1,231,869
1,997	2,022	2,045	2,034	2,037	2,041	2,036
	0	1	115	53		
	1,243	2,981	480,872	228,960		
	0	2,981	4,181	4,320		
73	4	89	32			
94,478	3,251	101,191	30,942			
1,294	813	1,137	967			
157	110	64	194	98	65	90
228,853	191,128	112,169	341,234	183,124	119,589	172,367
1,458	1,738	1,753	1,759	1,869	1,840	1,915
					51	134
					81,756	246,196
					1,603	1,837
						11
						19,764
						1,797
				27		
				35,511		
				1,315		
					5	
					3,305	
					661	
34,771	29,845	56,467	56,626	50,723	33,341	36,316
17,353,899	19,355,249	35,899,908	54,488,096	38,883,851	26,358,409	24,009,106
499	649	636	962	767	791	661
5,634	7,667	6,584	2,965	3,419	3,450	3,523
2,061,981	3,316,396	2,580,562	1,366,405	1,776,114	2,313,947	1,886,686
366	433	392	461	519	671	536
615	4,208	19,967	26,165	11,913	140	354
562,682	3,233,663	15,581,610	27,844,621	12,595,653	127,645	200,648
915	768	780	1,064	1,057	912	567
1,389	785	2,132	4,485	9,686	11,033	3,690
701,947	543,694	1,367,961	4,418,000	7,729,417	10,186,930	2,411,213
505	693	642	985	798	923	653
218	112	90	354	1,704	4,157	7,546
146,504	82,306	81,729	264,211	1,199,636	2,990,939	4,083,472
672	735	908	746	704	719	541
13,168	8,622	9,910	11,804	10,553	6,665	8,293
7,896,183	7,022,449	6,445,096	10,526,978	7,266,749	4,673,452	6,159,330
600	814	650	892	689	701	743
3,961	1,953	1,982	173		59	167
1,958,770	1,318,927	1,115,627	113,757		63,288	119,010
495	675	563	658		1,073	713

(1) 鮮魚

品目別・出荷地	計	4月	5月	6月	7月	8月
かれい類	5,944	2,090	666	698	43	
山形	3,451,881	1,045,311	436,099	483,948	25,597	
	581	500	655	693	595	
茨城	32,780	2,958	1,930	2,866	59	2
	19,473,468	1,453,149	938,916	1,490,310	45,852	5,346
	594	491	486	520	777	2,673
千葉	14,529	1,442	444	454	474	362
	15,124,456	1,188,501	358,745	394,070	509,198	419,486
	1,041	824	808	868	1,074	1,159
東京	290		200			
	255,030		64,800			
	879		324			
神奈川	2					2
	2,916					2,916
	1,458					1,458
新潟	39,035	2,636	1,115	1,240		
	18,248,233	1,012,880	517,298	661,910		
	467	384	464	534		
石川	284					
	291,211					
	1,025					
福井	230					
	89,640					
	390					
愛知	404	35	100	74	6	
	113,681	18,036	25,121	11,232	1,134	
	281	515	251	152	189	
鳥取	1,714		24			
	1,796,574		22,307			
	1,048		929			
島根	2,209	70	300			349
	3,149,868	90,720	346,626			430,759
	1,426	1,296	1,155			1,234
福岡	7					
	13,025					
	1,861					
宮崎	2					
	994					
	497					
鹿児島	3					
	1,620					
	540					
たら類	104,747	4,001	5,495	3,919	2,208	2,384
合計	54,926,078	2,569,587	2,062,168	1,925,708	1,988,676	1,652,550
平均単価	524	642	375	491	901	693
福島	6,484	18	2,353	1,150	12	
	998,924	3,024	184,367	72,360	1,512	
	154	168	78	63	126	
北海道	11,036	69	167	32	162	138
	6,917,983	76,140	60,880	67,392	329,022	222,534
	627	1,103	365	2,106	2,031	1,613
青森	44,323	310	1,374	1,404	1,759	1,796
	26,986,259	119,243	785,290	893,916	1,222,765	1,047,108
	609	385	572	637	695	583
岩手	2,268	523	175	178		20
	577,378	122,827	30,370	19,656		5,184
	255	235	174	110		259
宮城	22,475	2,916	1,275	998	71	360
	13,271,865	1,946,485	795,398	571,050	46,462	242,460
	591	668	624	572	654	674
山形	435					
	96,768					
	222					
茨城	15,804		44			
	3,057,006		5,728			
	193		130			

上段：数量=kg
 单位 中断：金額=円
 下段：単価=円

9月	10月	11月	12月	1月	2月	3月
511	465	1,248	20	93	101	9
267,785	296,394	760,191	12,960	46,418	66,335	10,843
524	637	609	648	499	657	1,205
2,874	2,361	1,471	3,103	1,796	4,103	9,257
1,111,932	1,095,109	643,188	1,628,602	960,366	3,369,361	6,731,337
387	464	437	525	535	821	727
11		68	4,317	2,573	1,572	2,812
9,688		115,582	5,718,703	2,968,775	1,552,445	1,889,263
881		1,700	1,325	1,154	988	672
		18	72			
		38,016	152,214			
		2,112	2,114			
5,824	2,741	11,748	2,542	8,840	1,995	354
2,259,361	1,341,991	5,583,507	1,493,988	4,201,047	970,435	205,816
388	490	475	588	475	486	581
						284
						291,211
						1,025
196	28					6
70,632	13,797					5,211
360	493					869
46	27		36	30	46	4
12,744	2,106		9,396	11,016	20,304	2,592
277	78		261	367	441	648
198	613	763		116		
190,194	666,224	789,189		128,660		
961	1,087	1,034		1,109		
126	261	486	580		20	17
103,496	421,199	797,650	923,616		23,328	12,474
821	1,614	1,641	1,592		1,166	734
			7			
			13,025			
			1,861			
	2					
	994					
	497					
			3			
			1,620			
			540			
4,387	4,425	7,100	17,087	19,966	21,858	11,917
2,288,015	3,506,019	4,672,056	9,254,204	10,607,570	9,248,963	5,150,562
522	792	658	542	531	423	432
	36	255	332		773	1,555
	42,768	68,504	94,111		202,640	329,638
	1,188	269	283		262	212
118	894	989	2,707	2,687	2,897	176
111,667	1,023,553	991,386	1,993,453	988,092	1,010,621	43,243
946	1,145	1,002	736	368	349	246
1,549	2,907	4,642	7,823	8,927	8,609	3,223
568,671	2,001,002	2,974,699	4,707,531	5,109,652	5,210,892	2,345,490
367	688	641	602	572	605	728
250	104			238	570	210
53,298	57,483			59,178	177,677	51,705
213	553			249	312	246
2,470	345	543	1,640	5,288	4,376	2,193
1,554,379	302,265	427,788	1,027,123	3,552,884	1,555,567	1,250,004
629	876	788	626	672	355	570
	49	204		70		112
	13,392	36,720		20,736		25,920
	273	180		296		231
		417	4,354	2,474	4,368	4,147
		114,328	1,086,687	472,055	730,052	648,156
		274	250	191	167	156

(1) 鮮魚

品目別・出荷地	計	4月	5月	6月	7月	8月
たら類	180					
千葉	121,932					
	677					
静岡	1,730	162	107	157	204	70
	2,882,735	300,248	200,135	301,334	388,915	135,264
	1,666	1,853	1,870	1,919	1,906	1,932
愛知	3	3				
	1,620	1,620				
	540	540				
京都	9					
	13,608					
	1,512					
めぬけ類	8,675	1,130	1,191	274	407	700
合計	12,221,569	1,906,645	1,528,342	346,508	443,146	866,732
平均単価	1,409	1,687	1,283	1,265	1,089	1,238
北海道	143	4			110	27
	81,702	6,156			54,810	16,200
	571	1,539			498	600
青森	1,476	482	548		25	300
	2,066,734	724,603	663,319		56,592	385,203
	1,400	1,503	1,210		2,264	1,284
岩手	10		7			
	24,127		17,107			
	2,413		2,444			
宮城	5,310	205	214	180	261	369
	6,557,576	265,032	269,406	214,164	317,196	458,136
	1,235	1,293	1,259	1,190	1,215	1,242
茨城	10				5	
	13,284				6,642	
	1,328				1,328	
千葉	676	249	75	34		
	1,799,212	587,961	127,451	49,086		
	2,662	2,361	1,699	1,444		
東京	361	170	95	20		
	631,775	297,880	135,276	32,746		
	1,750	1,752	1,424	1,637		
静岡	689	20	252	40	6	4
	1,047,159	25,013	315,783	50,512	7,906	7,193
	1,520	1,251	1,253	1,263	1,318	1,798
きちじ	74,243	13,404	8,927	4,554	3,328	7,561
合計	145,845,533	18,716,270	15,103,703	8,454,355	5,776,164	16,055,344
平均単価	1,964	1,396	1,692	1,856	1,736	2,123
福島	1,941	246		189		
	3,454,441	297,767		298,718		
	1,780	1,210		1,581		
北海道	16,205	944	1,330	1,411	633	885
	46,500,981	1,978,009	3,004,106	3,425,744	2,544,696	3,602,102
	2,870	2,095	2,259	2,428	4,020	4,070
青森	21,844	4,592	4,967	783	12	4,863
	40,764,795	7,399,199	9,116,961	1,122,012	70,632	10,705,262
	1,866	1,611	1,836	1,433	5,886	2,201
岩手	7,841	5,999	805		778	
	10,627,695	7,479,604	994,464		1,064,556	
	1,355	1,247	1,235		1,368	
宮城	20,484	1,601	1,384	1,912	1,797	1,813
	28,259,496	1,538,460	1,575,396	3,142,098	1,911,276	1,747,980
	1,380	961	1,138	1,643	1,064	964
茨城	613			43		
	960,357			53,460		
	1,567			1,243		
千葉	4,934	10	377	216	108	
	13,482,451	13,932	340,632	412,323	185,004	
	2,733	1,393	904	1,909	1,713	
東京	295					
	1,703,592					
	5,775					

上段：数量=kg
 单位 中断：金額=円
 下段：単価=円

9月	10月	11月	12月	1月	2月	3月
	90 65,556 728	27 19,440 720		45 34,992 778	18 1,944 108	
		23 39,191 1,704	231 345,299 1,495	228 356,373 1,563	247 359,570 1,456	301 456,406 1,516
				9 13,608 1,512		
551 701,287 1,273	557 728,838 1,309	628 904,564 1,440	827 1,212,105 1,466	881 1,150,750 1,306	697 1,050,354 1,507	832 1,382,298 1,661
		2 4,536 2,268				
58 72,943 1,258	1 3,251 3,251	7 10,930 1,561				55 149,893 2,725
					3 7,020 2,340	
450 563,760 1,253	531 672,948 1,267	489 622,404 1,273	702 908,820 1,295	722 817,538 1,132	588 741,312 1,261	599 706,860 1,180
5 6,642 1,328						
	9 22,399 2,489	73 178,610 2,447	80 222,404 2,780	22 94,316 4,287	51 198,774 3,898	83 318,211 3,834
						76 165,873 2,183
38 57,942 1,525	16 30,240 1,890	57 88,084 1,545	45 80,881 1,797	137 238,896 1,744	55 103,248 1,877	19 41,461 2,182
4,678 7,945,154 1,698	3,396 7,429,590 2,188	4,859 10,737,515 2,210	6,262 18,311,554 2,924	4,117 9,041,429 2,196	4,005 9,414,673 2,351	9,152 18,859,782 2,061
114 141,134 1,238	130 200,384 1,541	286 419,164 1,466	146 169,269 1,159	192 408,391 2,127	423 1,033,614 2,444	215 486,000 2,260
1,876 3,966,958 2,115	972 3,588,052 3,691	2,494 7,107,220 2,850	1,680 7,607,153 4,528	479 1,766,037 3,687	998 2,805,138 2,811	2,503 5,105,766 2,040
654 1,162,598 1,778	5 11,810 2,362	79 146,880 1,859	108 359,208 3,326	1,360 2,588,296 1,903	665 1,207,224 1,815	3,756 6,874,713 1,830
60 173,210 2,887				172 772,491 4,491		27 143,370 5,310
1,751 2,210,198 1,262	2,001 3,055,860 1,527	1,452 1,410,372 971	1,442 1,506,168 1,044	1,178 1,170,720 994	1,736 3,567,435 2,055	2,417 5,423,533 2,244
202 261,766 1,296	260 446,692 1,718	7 12,312 1,759		3 5,832 1,944	47 102,632 2,184	51 77,663 1,523
11 19,008 1,728	4 7,560 1,890	535 1,606,251 3,002	2,868 8,588,108 2,994	616 1,804,458 2,929	58 154,958 2,672	131 350,217 2,673
	24 119,232 4,968	6 35,316 5,886	18 81,648 4,536	117 525,204 4,489	78 543,672 6,970	52 398,520 7,664

(1) 鮮魚

品目別・出荷地	計	4月	5月	6月	7月	8月
きちじ 静岡	86 91,725 1,067	12 9,299 775	64 72,144 1,127			
はたはた 合計 平均単価	3,699 1,387,698 375	6 11,880 1,980	4 8,424 2,106			
北海道	99 68,688 694					
青森	1,777 649,036 365					
秋田	155 80,023 516					
山形	948 362,924 383					
新潟	514 129,287 252		4 8,424 2,106			
石川	200 85,860 429					
鹿児島	6 11,880 1,980	6 11,880 1,980				
いしもち 合計 平均単価	12,237 4,233,714 346	125 58,023 464	1,106 384,767 348	1,289 408,531 317	1,595 623,959 391	2,744 1,086,399 396
福島	534 101,223 190		109 5,076 47	139 15,066 108	12 1,404 117	
宮城	4,758 1,686,932 355		25 4,633 185	469 153,554 327	677 303,323 448	2,485 961,497 387
山形	4 1,798 450					
茨城	3,905 1,272,473 326	15 5,859 391	447 143,700 321	285 97,437 342	8 2,592 324	
千葉	2,446 953,712 390	65 25,272 389	443 190,372 430	361 128,348 356	898 316,640 353	259 124,902 482
神奈川	19 6,966 367		19 6,966 367			
新潟	385 121,802 316					
鹿児島	186 88,808 477	45 26,892 598	63 34,020 540	35 14,126 404		
ほうぼう類 合計 平均単価	17,289 6,550,150 379	1,800 878,600 488	2,088 661,217 317	1,064 453,857 427	724 528,010 729	221 86,325 391
福島	4,426 657,634 149		34 9,278 273	6 648 108	13 4,887 376	
北海道	85 20,131 237		5 508 102	47 10,292 219	33 9,331 283	
青森	72 22,848 317	25 4,050 162	16 2,592 162	27 12,901 478		

上段：数量=kg
 单位 中断：金額=円
 下段：単価=円

9月	10月	11月	12月	1月	2月	3月
10 10,282 1,028						
		581 216,162 372	1,885 722,957 384	263 76,524 291	445 164,565 370	515 187,186 363
		99 68,688 694				
		66 18,176 275	1,711 630,860 369			
		43 34,474 802	112 45,549 407			
		40 17,280 432	62 46,548 751	86 33,205 386	445 164,565 370	315 101,326 322
		333 77,544 233		177 43,319 245		
						200 85,860 429
1,076 320,917 298	341 64,719 190	431 152,118 353	480 170,199 355	988 321,175 325	1,701 520,884 306	361 122,023 338
					214 64,125 300	60 15,552 259
729 183,465 252	247 42,228 171		54 20,412 378	9 3,078 342	63 14,742 234	
						4 1,798 450
	68 16,875 248	324 110,225 340	396 137,475 347	641 211,620 330	1,424 442,017 310	297 104,673 352
304 123,682 407	26 5,616 216	60 26,568 443	30 12,312 410			
		47 15,325 326		338 106,477 315		
43 13,770 320						
1,787 362,889 203	1,530 344,227 225	1,142 220,855 193	1,166 338,786 291	2,018 684,224 339	1,215 551,422 454	2,534 1,439,738 568
722 103,335 143	729 80,449 110	744 111,758 150	424 55,458 131	911 147,722 162	614 96,417 157	229 47,682 208
		4 3,305 826				

(1) 鮮魚

品目別・出荷地	計	4月	5月	6月	7月	8月
ほうぼう類	146		77	48	6	10
岩手	34,884		17,496	12,312	1,620	2,376
	239		227	257	270	238
宮城	1,108		89	285	211	206
	410,120		24,742	102,483	71,030	79,499
	370		278	360	337	386
秋田	207					
	27,971					
	135					
山形	36		4		16	
	27,377		432		6,285	
	760		108		393	
茨城	5,680	634	1,364	639	13	1
	2,068,227	235,148	380,060	302,067	6,502	1,210
	364	371	279	473	500	1,210
千葉	4,624	1,007	456	12	432	
	3,042,356	549,103	208,484	13,154	428,355	
	658	545	457	1,096	992	
神奈川	34		30			4
	9,720		6,480			3,240
	286		216			810
新潟	593	4				
	90,869	1,728				
	153	432				
富山	189	63				
	49,896	19,116				
	264	303				
山口	56	37	13			
	51,029	33,404	11,145			
	911	903	857			
福岡	5	5				
	10,800	10,800				
	2,160	2,160				
大分	25	25				
	25,251	25,251				
	1,010	1,010				
宮崎	3					
	1,037					
	346					
すずき	31,065	3,473	2,970	2,255	2,770	1,554
合計	21,704,272	1,696,501	1,872,976	2,082,253	2,997,435	1,958,977
平均単価	699	488	631	923	1,082	1,261
福島	459	28	182			
	177,838	6,026	71,291			
	387	215	392			
北海道	20					
	6,480					
	324					
青森	343		16	46	68	4
	320,076		11,340	45,101	84,396	4,795
	933		709	980	1,241	1,199
岩手	3					
	2,268					
	756					
宮城	9				3	6
	56,376				18,792	37,584
	6,264				6,264	6,264
秋田	132		70	10	42	
	78,680		33,503	7,636	30,283	
	596		479	764	721	
山形	68	33	21			
	42,260	21,017	13,435			
	621	637	640			
茨城	34			17	17	
	48,708			23,306	25,402	
	1,433			1,371	1,494	

単位 上段：数量=kg
 中断：金額=円
 下段：単価=円

9月	10月	11月	12月	1月	2月	3月
5 1,080 216						
145 57,127 394	30 4,941 165	45 16,168 359	65 45,981 707	26 6,777 261	6 1,372 229	
175 23,824 136	32 4,147 130					
					16 20,660 1,291	
407 95,353 234	661 229,418 347	319 65,648 206	546 209,078 383	526 356,304 677	184 60,016 326	386 127,423 330
40 32,675 817	78 25,272 324	30 23,976 799	5 1,620 324	376 152,907 407	395 372,957 944	1,793 1,233,853 688
287 43,015 150			123 25,612 208	179 20,514 115		
						126 30,780 244
6 6,480 1,080						
			3 1,037 346			
2,122 1,871,691 882	1,937 1,679,381 867	2,749 1,458,011 530	5,331 2,263,837 425	2,141 1,182,862 552	1,580 1,033,598 654	2,183 1,606,750 736
		141 50,819 360	83 33,372 402	25 16,330 653		
						20 6,480 324
47 53,859 1,146	30 26,671 889	67 41,830 624	44 28,696 652		11 10,595 963	10 12,793 1,279
		3 2,268 756				
10 7,258 726						
						14 7,808 558

(1) 鮮魚

品目別・出荷地	計	4月	5月	6月	7月	8月
すずき	27,767	3,382	2,391	1,991	2,613	1,511
千葉	19,440,276	1,622,781	1,596,366	1,852,030	2,802,609	1,855,783
	700	480	668	930	1,073	1,228
神奈川	881		36			
	379,259		18,301			
	430		508			
新潟	861		165	179	23	
	374,460		97,043	132,710	26,816	
	435		588	741	1,166	
三重	66		66			
	7,149		7,149			
	108		108			
山口	26					
	44,680					
	1,718					
愛媛	1	1				
	4,536	4,536				
	4,536	4,536				
大分	279	20	7	12	4	9
	547,670	34,635	13,025	21,470	9,137	16,664
	1,963	1,732	1,861	1,789	2,284	1,852
宮崎	22					22
	41,991					41,991
	1,909					1,909
鹿児島	94	9	16			2
	131,565	7,506	11,523			2,160
	1,400	834	720			1,080
あんこう	95,744	6,245	3,391	4,454	2,966	1,520
合計	97,972,739	3,697,774	2,316,477	2,204,571	1,670,997	1,960,155
平均単価	1,023	592	683	495	563	1,290
福島	5,301	422	283	251	186	
	5,085,739	119,001	100,180	62,597	50,805	
	959	282	354	249	273	
北海道	65					
	80,039					
	1,231					
青森	10,169	695	459	1,169	28	5
	10,064,591	271,533	119,215	407,717	7,614	1,490
	990	391	260	349	272	298
岩手	8,114	284	547	2,548	2,035	585
	2,944,204	107,028	142,408	625,427	483,833	119,079
	363	377	260	245	238	204
宮城	13,599	3,910	1,522	114	371	367
	11,218,957	1,505,299	514,067	28,609	70,167	79,758
	825	385	338	251	189	217
山形	414	16	8			
	510,800	9,504	875			
	1,234	594	109			
茨城	11,128	528	546	367	342	563
	27,603,027	1,463,442	1,432,571	1,078,952	1,058,011	1,759,828
	2,481	2,772	2,624	2,940	3,094	3,126
千葉	7,636	304				
	6,905,771	181,440				
	904	597				
東京	1,890					
	1,013,688					
	536					
神奈川	4,681					
	3,197,393					
	683					
新潟	411	11	26	5		
	270,988	4,622	7,161	1,269		
	659	420	275	254		
石川	360	23				
	130,941	16,211				
	364	705				

上段：数量=kg
 单位 中断：金額=円
 下段：単価=円

9月	10月	11月	12月	1月	2月	3月
2,060 1,801,005 874	1,907 1,652,710 867	2,516 1,329,128 528	4,266 1,676,919 393	1,530 874,243 571	1,504 889,309 591	2,096 1,487,393 710
			845 360,958 427			
				494 117,891 239		
			26 44,680 1,718			
5 9,569 1,914			35 58,699 1,677	86 169,387 1,970	58 122,808 2,117	43 92,276 2,146
		22 33,966 1,544	32 60,513 1,891	6 5,011 835	7 10,886 1,555	
2,735 2,372,328 867	4,752 5,636,903 1,186	11,414 13,392,807 1,173	22,051 27,000,585 1,224	14,017 15,013,293 1,071	11,666 12,809,500 1,098	10,533 9,897,349 940
455 185,813 408	313 233,741 747	952 1,155,686 1,214	641 1,158,787 1,808	787 963,931 1,225	531 573,432 1,080	480 481,766 1,004
	21 14,969 713	24 43,470 1,811	20 21,600 1,080			
128 50,690 396	310 298,464 963	1,064 1,539,465 1,447	1,418 2,793,942 1,970	1,370 1,723,314 1,258	1,474 1,580,292 1,072	2,049 1,270,855 620
64 20,018 313		278 113,264 407	949 513,501 541	126 181,301 1,439	225 241,297 1,072	473 397,048 839
649 275,327 424	780 734,969 942	663 1,031,065 1,555	1,280 2,675,564 2,090	658 1,101,017 1,673	939 1,429,232 1,522	2,346 1,773,883 756
20 7,522 376		323 443,004 1,372	28 29,678 1,060		10 13,759 1,376	9 6,458 718
486 1,372,228 2,824	756 2,253,624 2,981	927 2,542,645 2,743	1,939 4,583,670 2,364	1,283 3,370,754 2,627	1,073 2,846,630 2,653	2,318 3,840,672 1,657
428 267,192 624	1,192 1,006,679 845	1,075 930,841 866	1,254 1,332,601 1,063	896 864,639 965	1,319 1,407,381 1,067	1,168 914,998 783
	60 41,472 691	330 160,488 486	216 163,296 756	562 293,220 522	326 161,568 496	396 193,644 489
	92 47,898 521	255 175,230 687	1,776 1,548,838 872	1,323 660,463 499	668 374,112 560	567 390,852 689
152 61,528 405	5 3,780 756	181 172,400 952		20 11,610 581		11 8,618 783
337 114,730 340						

(1) 鮮魚

品目別・出荷地	計	4月	5月	6月	7月	8月
あんこう	1,026					
静岡	1,196,208					
	1,166					
	150					
京都	425,520					
	2,837					
	16					
大阪	18,144					
	1,134					
	23,287					
兵庫	19,456,598					
	836					
	2,872	52				
島根	4,009,076	19,694				
	1,396	379				
	26					
山口	14,342					
	552					
	4,117					
愛媛	3,510,179					
	853					
	366					
福岡	228,929					
	625					
	13				4	
宮崎	7,911				567	
	609				142	
	103					
鹿児島	79,694					
	774					
しらうお	2,522	374	255	96		3
合計	4,941,691	895,860	434,916	219,888		9,720
平均単価	1,959	2,395	1,706	2,291		3,240
	318	161				
福島	880,956	417,420				
	2,770	2,593				
	68	20				
北海道	36,072	7,560				
	530	378				
	1,939	67	239	96		3
青森	3,552,703	129,168	401,544	219,888		9,720
	1,832	1,928	1,680	2,291		3,240
	10		10			
岩手	28,512		23,328			
	2,851		2,333			
	91	91				
宮城	262,224	262,224				
	2,882	2,882				
	91	35	6			
茨城	152,496	79,488	10,044			
	1,676	2,271	1,674			
	5					
佐賀	28,728					
	5,746					
このしろ	3,390	465	297	300	246	268
合計	4,880,326	533,740	418,582	432,262	445,697	452,176
平均単価	1,440	1,148	1,409	1,441	1,812	1,687
	510	145	14	54	4	9
福島	355,995	82,134	4,401	58,050	19,548	7,290
	698	566	314	1,075	4,887	810
	115					18
宮城	11,157					2,679
	97					149
	10					
茨城	1,026					
	103					

上段：数量=kg
 单位 中断：金額=円
 下段：単価=円

9月	10月	11月	12月	1月	2月	3月
		317	605	76		28
		332,791	714,960	94,608		53,849
		1,050	1,182	1,245		1,923
		30	20	40	30	30
		84,240	64,800	112,320	71,280	92,880
		2,808	3,240	2,808	2,376	3,096
			16			
			18,144			
			1,134			
	1,039	2,831	9,193	5,677	4,154	393
	803,904	2,277,134	8,100,023	4,552,213	3,375,320	348,004
	774	804	881	802	813	886
16	147	1,203	1,065	100	24	265
17,280	153,771	1,633,696	1,917,929	119,362	23,522	123,822
1,080	1,046	1,358	1,801	1,194	980	467
		20			6	
		9,504			4,838	
		475			806	
	28	796	1,555	851	887	
	36,288	665,825	1,305,536	795,693	706,837	
	1,296	836	840	935	797	
		104	73	189		
		58,396	55,124	115,409		
		562	755	611		
	9					
	7,344					
	816					
		41	3	59		
		23,663	2,592	53,439		
		577	864	906		
227	309	311	197	219	272	259
402,883	506,088	466,236	320,976	405,324	561,924	717,876
1,775	1,638	1,499	1,629	1,851	2,066	2,772
				19	28	110
				67,500	71,280	324,756
				3,553	2,546	2,952
16		20			0	12
8,100		17,820			0	2,592
506		891			0	216
211	309	261	197	200	236	120
394,783	506,088	426,384	320,976	337,824	478,008	328,320
1,871	1,638	1,634	1,629	1,689	2,025	2,736
		0				
		5,184				
		0				
		30			8	12
		16,848			12,636	33,480
		562			1,580	2,790
						5
						28,728
						5,746
425	311	300	303	72	128	275
534,020	313,968	377,808	532,302	89,036	259,786	490,949
1,257	1,010	1,259	1,757	1,237	2,030	1,785
113		83	20	20	3	45
105,624		52,272	6,696	2,160	324	17,496
935		630	335	108	108	389
12	85					
1,253	7,225					
104	85					
			10			
			1,026			
			103			

(1) 鮮魚

品目別・出荷地	計	4月	5月	6月	7月	8月
このしろ	82					
千葉	150,768					
	1,839					
東京	6					
	12,960					
	2,160					
愛知	1,349	170	93	96	104	121
	2,911,804	280,966	222,265	207,892	259,829	288,847
	2,158	1,653	2,390	2,166	2,498	2,387
三重	30					
	12,960					
	432					
佐賀	1,288	150	190	150	138	120
	1,423,656	170,640	191,916	166,320	166,320	153,360
	1,105	1,138	1,010	1,109	1,205	1,278
どんこ	47,317	6,349	2,602	4,271	2,918	2,460
合計	19,265,219	2,474,561	901,456	1,079,675	899,335	843,010
平均単価	407	390	346	253	308	343
福島	29	9	5	15		
	2,592	972	324	1,296		
	89	108	65	86		
北海道	17,677	5,448	1,057	660	145	
	6,829,256	2,149,195	354,468	188,827	47,126	
	386	394	335	286	325	
青森	18,138	728	1,105	2,076	1,514	1,374
	8,582,403	280,870	395,172	533,730	520,393	501,012
	473	386	358	257	344	365
岩手	7,731	74	435	1,423	1,088	959
	2,340,151	16,632	151,492	339,379	283,004	299,128
	303	225	348	238	260	312
宮城	1,076	90		97	171	127
	454,324	26,892		16,443	48,812	42,870
	422	299		170	285	338
茨城	347					
	162,280					
	468					
千葉	2,319					
	894,213					
	386					
えび類	15,594	1,456	1,471	1,299	1,257	1,233
合計	44,183,246	4,639,971	4,126,026	3,202,804	3,254,720	3,531,088
平均単価	2,833	3,187	2,805	2,466	2,589	2,864
福島	76		3	1		
	290,617		28,566	540		
	3,824		9,522	540		
北海道	3,415	286	347	514	430	274
	5,541,009	536,447	538,319	783,203	608,486	407,086
	1,623	1,876	1,551	1,524	1,415	1,486
青森	90	17	8	5	11	12
	534,028	150,498	51,840	30,780	67,824	76,140
	5,934	8,853	6,480	6,156	6,166	6,345
岩手	1	1				
	7,992	7,992				
	7,992	7,992				
宮城	199					
	168,426					
	846					
山形	194	20	32			
	287,950	69,120	35,424			
	1,484	3,456	1,107			
茨城	982		8	13	90	34
	2,208,924		5,184	20,898	410,767	160,218
	2,249		648	1,608	4,564	4,712
千葉	772		19	11		46
	3,514,911		109,847	39,312		306,261
	4,553		5,781	3,574		6,658

上段：数量=kg
 单位 中断：金額=円
 下段：単価=円

9月	10月	11月	12月	1月	2月	3月
		8			4	70
		1,728			12,960	136,080
		216			3,240	1,944
			6			
			12,960			
			2,160			
130	56	89	187	52	121	130
253,803	146,903	199,068	430,080	86,876	246,502	288,773
1,952	2,623	2,237	2,300	1,671	2,037	2,221
	30					
	12,960					
	432					
170	140	120	80			30
173,340	146,880	124,740	81,540			48,600
1,020	1,049	1,040	1,019			1,620
1,593	2,416	1,847	4,435	5,219	5,776	7,431
654,351	1,203,152	785,473	2,222,254	2,513,658	2,952,439	2,735,855
411	498	425	501	482	511	368
		88	61	2,374	2,934	4,910
		34,922	27,135	1,046,223	1,410,782	1,570,578
		397	445	441	481	320
755	1,445	729	1,481	2,043	2,637	2,251
399,492	877,635	446,526	975,726	1,141,657	1,450,267	1,059,923
529	607	613	659	559	550	471
805	768	981	904	150	34	110
245,998	240,105	285,044	362,928	54,881	17,496	44,064
306	313	291	401	366	515	401
20			462	52	57	
5,432			263,287	24,117	26,471	
272			570	464	464	
13	186	35	104	9		
3,429	78,986	13,624	62,299	3,942		
264	425	389	599	438		
	17	14	1,423	591	114	160
	6,426	5,357	530,879	242,838	47,423	61,290
	378	383	373	411	416	383
1,421	1,901	1,392	1,487	720	729	1,228
3,705,893	4,404,595	4,014,587	5,495,369	2,007,483	2,265,454	3,535,256
2,608	2,317	2,884	3,696	2,788	3,108	2,879
0	20	15	35	1	1	
3,456	18,943	19,008	207,900	3,996	8,208	
0	947	1,267	5,940	3,996	8,208	
380	357	221	35	123	58	390
609,088	525,182	353,172	66,106	186,516	87,611	839,793
1,603	1,471	1,598	1,889	1,516	1,511	2,153
	14	2	8	13		
	87,372	11,880	45,252	12,442		
	6,241	5,940	5,657	957		
4	171		22		2	
1,588	73,742		84,456		8,640	
397	431		3,839		4,320	
		63		42		37
		80,784		46,829		55,793
		1,282		1,115		1,508
268	371	102	6	35	32	23
633,615	653,561	161,547	8,424	58,158	54,594	41,958
2,364	1,762	1,584	1,404	1,662	1,706	1,824
58	211	154	231	20	5	17
305,824	634,697	594,140	1,335,906	90,342	16,200	82,382
5,273	3,008	3,858	5,783	4,517	3,240	4,846

(1) 鮮魚

品目別・出荷地	計	4月	5月	6月	7月	8月
えび類	316	26	177	16	4	36
東京	1,123,673	134,838	582,002	50,911	13,009	96,747
	3,556	5,186	3,288	3,182	3,252	2,687
神奈川	27 62,208 2,304					
富山	301 1,191,456 3,958	202 783,324 3,878	90 371,844 4,132	9 36,288 4,032		
静岡	177 858,087 4,848	28 134,784 4,814	73 308,448 4,225	22 118,152 5,371		
愛知	2,430 5,148,630 2,119	192 342,522 1,784	196 352,296 1,797	180 322,974 1,794	208 443,880 2,134	299 962,388 3,219
兵庫	5,292 16,548,624 3,127	529 1,644,192 3,108	432 1,268,352 2,936	423 1,270,080 3,003	429 1,284,768 2,995	403 1,169,424 2,902
徳島	16 112,320 7,020					
愛媛	142 253,109 1,782	17 28,123 1,654		14 26,116 1,865	12 24,108 2,009	9 14,061 1,562
福岡	352 1,956,906 5,559	29 95,472 3,292	6 38,880 6,480	36 178,416 4,956	42 335,880 7,997	43 211,680 4,923
佐賀	20 18,360 918					
大分	94 453,804 4,828		4 21,600 5,400	6 25,650 4,275	10 44,377 4,438	15 73,494 4,900
宮崎	6 16,470 2,745					6 16,470 2,745
鹿児島	250 658,508 2,634	57 343,299 6,023	23 60,264 2,620	8 35,100 4,388	21 21,621 1,030	56 37,119 663
沖縄	442 3,227,234 7,301	52 369,360 7,103	53 353,160 6,663	41 264,384 6,448		
かに類	77,230	6,880	6,548	5,885	7,429	9,328
合計	109,836,728	9,721,403	9,070,964	7,098,457	8,158,870	11,627,757
平均単価	1,422	1,413	1,385	1,206	1,098	1,247
福島	4,364 4,463,721 1,023	70 69,973 1,000	96 116,230 1,211	643 685,967 1,067	564 438,027 777	451 298,550 662
北海道	43,730 61,014,319 1,395	4,791 5,853,049 1,222	4,317 5,187,975 1,202	3,847 4,052,668 1,053	3,477 3,469,886 998	5,569 6,425,256 1,154
青森	10,288 16,156,564 1,570	327 922,320 2,821	738 1,409,508 1,910	823 1,299,316 1,579	2,036 2,517,227 1,236	2,315 2,633,143 1,137
岩手	217 117,083 540				34 14,850 437	110 64,822 589
宮城	4,061 4,425,672 1,090	658 326,160 496	435 294,818 678	306 286,967 938	937 699,846 747	271 349,411 1,289
山形	330 642,189 1,946	170 214,784 1,263	8 9,072 1,134	3 3,564 1,188		
茨城	504 1,183,918 2,349			3 5,443 1,814		

上段：数量=kg
 单位 中断：金額=円
 下段：単価=円

9月	10月	11月	12月	1月	2月	3月
-5 -16,254 3,251	5 23,242 4,648	24 110,592 4,608	19 85,116 4,480			14 43,470 3,105
	15 34,560 2,304	3 6,912 2,304	6 13,824 2,304			3 6,912 2,304
		38 186,192 4,900	16 110,511 6,907			
195 455,652 2,337	164 369,684 2,254	172 374,328 2,176	324 572,346 1,767	120 227,610 1,897	167 312,660 1,872	213 412,290 1,936
389 1,200,528 3,086	450 1,443,096 3,207	506 1,627,992 3,217	585 1,880,064 3,214	315 1,018,440 3,233	375 1,221,912 3,258	456 1,519,776 3,333
			16 112,320 7,020			
7 12,053 1,722	37 62,271 1,683	11 18,078 1,643	19 32,140 1,692		5 10,045 2,009	11 26,114 2,374
44 218,322 4,962	24 127,116 5,297	15 91,098 6,073	62 317,196 5,116	9 68,850 7,650	18 114,048 6,336	24 159,948 6,665
			20 18,360 918			
16 86,767 5,423	31 143,812 4,639	8 36,504 4,563	4 21,600 5,400			
44 38,654 879	1 1,037 1,037	11 14,580 1,325	6 34,020 5,670	4 21,060 5,265	19 51,754 2,724	
21 156,600 7,457	30 206,280 6,876	47 327,780 6,974	73 549,828 7,532	38 273,240 7,191	47 379,782 8,080	40 346,820 8,671
5,110 6,768,931 1,325	5,521 6,567,472 1,190	7,812 9,547,002 1,222	12,189 20,999,473 1,723	1,553 3,847,048 2,477	3,938 7,912,644 2,009	5,037 8,516,707 1,691
900 952,279 1,058	362 285,120 788	312 604,298 1,937	579 533,131 921	45 60,102 1,336	161 208,710 1,296	181 211,334 1,168
2,378 2,749,949 1,156	2,730 3,224,148 1,181	3,972 5,045,911 1,270	5,800 12,467,748 2,150	886 2,135,916 2,411	2,932 5,449,527 1,859	3,031 4,952,286 1,634
1,056 1,228,829 1,164	595 937,845 1,576	623 1,103,814 1,772	596 1,344,978 2,257	195 525,744 2,696	373 862,758 2,313	611 1,371,082 2,244
37 14,418 390	19 14,051 740		3 1,944 648	14 6,998 500		
206 285,212 1,385	125 286,524 2,292	89 268,250 3,014	108 368,150 3,409	109 297,002 2,725	105 311,174 2,964	712 652,158 916
3 1,782 594	38 83,106 2,187	45 112,460 2,499	35 185,529 5,301	18 17,118 951	3 4,147 1,382	7 10,627 1,518
		214 596,960 2,790	287 581,515 2,026			

(1) 鮮魚

品目別・出荷地	計	4月	5月	6月	7月	8月
かに類	95					18
千葉	75,520					26,817
	795					1,490
東京	12,914	807	937	234	374	588
	20,874,797	2,297,128	2,042,534	684,180	997,650	1,816,992
	1,616	2,847	2,180	2,924	2,668	3,090
新潟	378	43	11			
	329,434	22,329	4,779			
	872	519	434			
石川	183					
	164,700					
	900					
福井	19					
	184,896					
	9,731					
兵庫	12					
	35,683					
	2,974					
鳥取	70					
	16,200					
	231					
福岡	3					
	5,130					
	1,710					
大分	6					6
	12,766					12,766
	2,128					2,128
宮崎	47	14		23	7	
	122,580	15,660		74,844	21,384	
	2,608	1,119		3,254	3,055	
鹿児島	9		6	3		
	11,556		6,048	5,508		
	1,284		1,008	1,836		
いか類	524,025	28,267	29,895	31,474	46,054	40,806
合計	275,383,863	19,088,277	17,893,815	15,186,333	23,015,470	22,296,383
平均単価	526	675	599	483	500	546
福島	46,896	4,339	4,508	3,725	3,680	3,783
	34,440,109	3,365,085	3,355,662	2,941,419	2,822,847	2,896,958
	734	776	744	790	767	766
北海道	746	408			90	
	454,680	154,332			82,620	
	609	378			918	
青森	294,519	7,885	9,061	12,061	35,491	31,651
	132,446,330	3,644,406	3,997,188	4,754,538	15,162,736	15,372,707
	450	462	441	394	427	486
岩手	7,654			6	5	298
	3,857,075			3,861	1,296	72,414
	504			644	259	243
宮城	31,967	1,013	772	321	122	682
	14,288,338	531,414	471,576	170,775	52,099	356,076
	447	525	611	532	427	522
秋田	1,950				975	975
	898,884				473,796	425,088
	461				486	436
山形	15,238		3,134	10,691	1,080	50
	4,837,968		1,007,208	3,198,474	482,328	28,836
	317		321	299	447	577
茨城	72,617	11,210	8,364	1,735	1,423	1,486
	44,628,161	8,413,234	6,324,420	1,633,747	1,278,723	1,359,283
	615	751	756	942	899	915
千葉	31,010	319	593	1,718	2,292	1,386
	21,322,967	251,046	566,368	1,423,769	1,391,612	938,407
	688	787	955	829	607	677
東京	945	50	28	326	50	4
	810,032	41,580	60,480	209,412	66,150	5,292
	857	832	2,160	642	1,323	1,323

上段：数量=kg
 单位 中断：金額=円
 下段：単価=円

9月	10月	11月	12月	1月	2月	3月
6 1,339 223	58 39,566 682	13 7,798 600				
509 1,512,540 2,972	1,581 1,685,340 1,066	2,322 1,638,684 706	4,766 5,475,611 1,149	177 661,986 3,740	317 996,408 3,143	302 1,065,744 3,529
9 2,819 313	8 9,072 1,134	195 139,127 713	6 14,256 2,376	106 137,052 1,293		
						183 164,700 900
		2 21,600 10,800			7 74,520 10,646	10 88,776 8,878
3 9,072 3,024			9 26,611 2,957			
	5 2,700 540	25 8,100 324			40 5,400 135	
				3 5,130 1,710		
3 10,692 3,564						
43,539 22,538,018 518	58,436 27,077,518 463	76,754 33,094,469 431	54,997 27,274,970 496	41,942 21,065,788 502	39,651 23,698,342 598	32,210 23,154,480 719
4,055 2,928,226 722	4,119 2,837,398 689	4,501 2,813,027 625	3,481 2,196,856 631	3,510 2,332,986 665	3,100 2,636,282 850	4,095 3,313,363 809
119 63,828 536	93 85,860 923	36 68,040 1,890				
30,574 14,823,843 485	44,157 18,619,551 422	56,797 22,587,271 398	26,176 12,994,133 496	15,484 7,803,626 504	16,463 8,262,813 502	8,719 4,423,518 507
341 167,809 492	1,221 653,470 535	4,251 2,065,679 486	1,168 637,720 546	364 254,826 700		
5,666 2,266,099 400	4,186 2,066,148 494	5,346 2,404,609 450	9,091 3,752,682 413	3,579 1,666,623 466	1,152 524,145 455	37 26,092 705
		33 10,422 316		250 110,700 443		
2,061 1,465,199 711	4,315 2,287,080 530	5,486 2,821,751 514	14,647 7,470,332 510	15,135 7,113,957 470	1,937 1,608,985 831	4,818 2,851,450 592
208 72,036 346			328 127,359 388	2,237 1,080,140 483	12,034 7,819,530 650	9,895 7,652,700 773
	2 12,182 6,091	30 69,660 2,322				455 345,276 759

(1) 鮮魚

品目別・出荷地	計	4月	5月	6月	7月	8月
いか類	244			244		
神奈川	85,320			85,320		
	350			350		
新潟	136	2	4		39	3
	95,236	972	864		14,472	4,646
	700	486	216		371	1,549
富山	7,915	815	1,632	171		
	5,547,420	1,123,956	832,356	82,728		
	701	1,379	510	484		
石川	6					
	7,128					
	1,188					
福井	571		67			
	729,540		55,620			
	1,278		830			
静岡	53				53	
	35,262				35,262	
	665				665	
愛知	21				11	
	10,951				3,564	
	521				324	
三重	50					
	29,160					
	583					
兵庫	13	13				
	12,690	12,690				
	976	976				
鳥取	4,515	2,130	1,452	4		
	3,566,700	1,404,162	934,578	3,888		
	790	659	644	972		
島根	359			25	50	134
	441,504			27,000	64,260	206,820
	1,230			1,080	1,285	1,543
山口	1,938			180	165	189
	2,397,384			306,180	255,204	341,280
	1,237			1,701	1,547	1,806
福岡	4,147		203	265	501	130
	3,565,802		207,316	340,945	780,732	244,620
	860		1,021	1,287	1,558	1,882
大分	173	15	1	2	18	
	485,656	37,400	2,106	4,277	28,977	
	2,807	2,493	2,106	2,139	1,610	
鹿児島	307	68	76		9	
	345,610	108,000	78,073		18,792	
	1,126	1,588	1,027		2,088	
沖縄	35					35
	43,956					43,956
	1,256					1,256
たこ類	157,095	13,687	12,257	11,109	16,330	15,561
合計	210,509,395	16,503,287	15,739,905	14,721,309	19,214,359	20,563,743
平均単価	1,340	1,206	1,284	1,325	1,177	1,321
福島	100,228	9,439	8,847	7,991	12,146	10,706
	143,488,784	12,467,509	12,238,506	11,517,125	14,876,990	15,115,458
	1,432	1,321	1,383	1,441	1,225	1,412
北海道	13,000	858	899	799	816	942
	16,375,962	1,087,924	1,134,108	1,012,284	1,020,687	1,203,228
	1,260	1,268	1,262	1,267	1,251	1,277
青森	3,299	405	438	344	278	76
	4,133,042	537,827	407,008	293,350	243,184	97,741
	1,253	1,328	929	853	875	1,286
岩手	2,444	24	477	372	534	58
	2,672,726	24,619	516,727	351,751	500,854	43,902
	1,094	1,026	1,083	946	938	757
宮城	9,567	484	125	133	666	1,705
	11,378,319	458,936	71,564	114,440	570,540	1,947,303
	1,189	948	573	860	857	1,142

上段：数量=kg
 单位 中断：金額=円
 下段：単価=円

9月	10月	11月	12月	1月	2月	3月
5 2,700 540	29 25,250 871	30 23,760 792			14 9,072 648	10 13,500 1,350
	27 26,244 972	178 150,552 846	18 18,144 1,008	383 120,204 314	3,287 1,564,164 476	1,404 1,629,072 1,160
6 7,128 1,188						
						504 673,920 1,337
3 2,592 864	7 4,795 685					
	50 29,160 583					
32 22,194 694					281 350,028 1,246	616 851,850 1,383
150 143,424 956						
239 428,220 1,792	140 267,300 1,909					1,025 799,200 780
80 144,720 1,809	90 163,080 1,812	23 40,500 1,761		955 468,936 491	1,312 757,576 577	588 417,377 710
				45 113,790 2,529	48 141,944 2,957	44 157,162 3,572
		43 39,198 912	88 77,744 883		23 23,803 1,035	
11,720 15,267,688 1,303	11,210 14,039,028 1,252	11,022 14,105,720 1,280	26,588 41,739,285 1,570	7,452 10,930,575 1,467	9,133 12,019,861 1,316	11,026 15,664,635 1,421
7,278 10,281,100 1,413	7,330 9,318,595 1,271	6,693 8,953,001 1,338	15,343 25,895,569 1,688	3,860 6,480,514 1,679	4,835 6,676,978 1,381	5,760 9,667,439 1,678
768 941,738 1,226	808 1,009,098 1,249	512 711,353 1,389	2,063 3,004,344 1,456	1,322 1,643,220 1,243	1,273 1,377,983 1,082	1,940 2,229,995 1,149
73 156,816 2,148	278 357,733 1,287	131 251,008 1,916	615 1,074,799 1,748	204 229,316 1,124	218 215,978 991	239 268,282 1,123
58 16,794 290	9 5,832 648	58 70,265 1,211	424 547,287 1,291	263 366,275 1,393	111 155,990 1,405	56 72,430 1,293
1,120 1,332,517 1,190	523 687,509 1,315	54 52,424 971	2,202 2,946,673 1,338	752 969,471 1,289	1,058 1,277,579 1,208	745 949,363 1,274

(1) 鮮魚

品目別・出荷地	計	4月	5月	6月	7月	8月
たこ類	204	20	130			
山形	187,844	20,952	131,457			
	921	1,048	1,011			
茨城	16,457	1,947	916	1,328	1,260	1,124
	15,167,516	1,178,680	635,195	1,209,706	1,107,324	861,731
	922	605	693	911	879	767
千葉	38					
	39,517					
	1,040					
東京	11,647	510	425	137	630	950
	16,929,540	726,840	605,340	213,840	894,780	1,294,380
	1,454	1,425	1,424	1,561	1,420	1,363
新潟	5			5		
	8,813			8,813		
	1,763			1,763		
島根	186					
	94,932					
	510					
長崎	20					
	32,400					
	1,620					
うに類	25,407	2,243	2,850	2,898	3,839	3,501
合計	242,787,707	21,844,912	22,956,577	21,666,096	23,628,262	30,325,673
平均単価	9,556	9,739	8,055	7,476	6,155	8,662
福島	12	5			7	
	23,210	8,090			15,120	
	1,934	1,618			2,160	
北海道	7,731	559	825	946	891	968
	109,189,188	9,390,222	10,301,256	10,436,148	10,140,336	14,187,636
	14,124	16,798	12,486	11,032	11,381	14,657
青森	6,747	768	1,178	1,217	1,956	1,112
	18,174,705	3,059,306	4,076,233	3,467,016	3,817,692	2,258,820
	2,694	3,983	3,460	2,849	1,952	2,031
岩手	28	5	3		10	10
	434,700	48,600	40,500		184,680	160,920
	15,525	9,720	13,500		18,468	16,092
宮城	2,768	173	236	457	610	660
	34,476,092	2,360,664	3,029,778	5,736,150	7,246,120	8,246,812
	12,455	13,645	12,838	12,552	11,879	12,495
千葉	2,122	335	157	61	177	166
	22,915,126	3,279,214	1,297,188	323,784	1,228,284	1,349,406
	10,799	9,789	8,262	5,308	6,939	8,129
東京	4,964	266	422	217	188	585
	46,878,096	2,610,122	4,045,302	1,702,998	996,030	4,122,079
	9,444	9,812	9,586	7,848	5,298	7,046
神奈川	36	23	13			
	193,644	91,908	101,736			
	5,379	3,996	7,826			
大阪	125	15	16			
	1,105,164	151,308	64,584			
	8,841	10,087	4,037			
山口	844	94				
	9,373,482	845,478				
	11,106	8,994				
長崎	30					
	24,300					
	810					
なまこ	1,559	191	340	92	85	78
合計	2,958,033	343,591	425,822	225,585	223,587	214,272
平均単価	1,897	1,799	1,252	2,452	2,630	2,747
福島	14					
	12,960					
	926					
青森	39					
	29,916					
	767					

上段：数量=kg
 单位 中断：金額=円
 下段：単価=円

9月	10月	11月	12月	1月	2月	3月
		16			38	
		5,249			30,186	
		328			794	
1,063	917	2,053	2,793	781	530	1,745
776,163	811,301	1,935,900	3,581,361	848,929	575,527	1,645,699
730	885	943	1,282	1,087	1,086	943
			2			36
			0			39,517
			0			1,098
1,360	1,345	1,505	2,965	245	1,070	505
1,762,560	1,848,960	2,126,520	4,570,020	384,750	1,709,640	791,910
1,296	1,375	1,413	1,541	1,570	1,598	1,568
			161	25		
			86,832	8,100		
			539	324		
			20			
			32,400			
			1,620			
1,560	1,410	1,272	1,880	1,227	916	1,811
17,624,277	16,170,246	15,790,140	27,529,686	13,585,266	12,433,392	19,233,180
11,298	11,468	12,414	14,643	11,072	13,574	10,620
709	442	443	586	453	443	466
8,383,392	6,863,238	6,928,146	11,727,234	6,272,856	6,925,284	7,633,440
11,824	15,528	15,639	20,012	13,847	15,633	16,381
49				2		465
441,288				17,820		1,036,530
9,006				8,910		2,229
328	97	15	7	19	74	92
4,226,094	599,724	222,264	85,428	191,160	998,568	1,533,330
12,884	6,183	14,818	12,204	10,061	13,494	16,667
93	278	235	325	121	28	146
1,169,532	3,264,300	2,872,962	4,594,752	1,356,912	315,468	1,863,324
12,576	11,742	12,225	14,138	11,214	11,267	12,762
364	397	473	750	496	315	491
3,194,451	3,787,560	4,725,108	8,159,076	4,518,018	3,554,388	5,462,964
8,776	9,540	9,990	10,879	9,109	11,284	11,126
	31	16		32		15
	303,264	152,928		256,392		176,688
	9,783	9,558		8,012		11,779
17	135	90	212	104	56	136
209,520	1,327,860	888,732	2,963,196	972,108	639,684	1,526,904
12,325	9,836	9,875	13,977	9,347	11,423	11,227
	30					
	24,300					
	810					
78	64	82	66	169	186	128
213,435	174,879	172,638	176,715	257,715	270,108	259,686
2,736	2,732	2,105	2,678	1,525	1,452	2,029
		14				
		12,960				
		926				
		15		24		
		15,768		14,148		
		1,051		590		

(1) 鮮魚

品目別・出荷地	計	4月	5月	6月	7月	8月
なまこ	5					
宮城	13,392					
	2,678					
秋田	36		36			
	19,440		19,440			
	540		540			
山形	208	8	103			
	186,192	6,912	69,336			
	895	864	673			
神奈川	19		16		3	
	15,368		13,478		1,890	
	809		842		630	
新潟	232	71	95	13		
	197,251	67,651	75,708	7,560		
	850	953	797	582		
愛知	34					
	77,760					
	2,287					
島根	147	21				
	116,640	15,876				
	793	756				
広島	825	91	90	79	82	78
	2,289,114	253,152	247,860	218,025	221,697	214,272
	2,775	2,782	2,754	2,760	2,704	2,747
あゆ	4,026	122	521	1,078	1,052	732
合計	6,556,254	205,265	836,163	1,613,736	1,670,166	1,177,470
平均単価	1,628	1,683	1,605	1,497	1,588	1,609
福島	3				2	
	43,632				40,500	
	14,544				20,250	
宮城	10				10	
	16,200				16,200	
	1,620				1,620	
栃木	50			8	17	25
	88,560			12,204	16,956	59,400
	1,771			1,526	997	2,376
東京	3,962	122	521	1,070	1,023	707
	6,404,838	205,265	836,163	1,601,532	1,596,510	1,118,070
	1,617	1,683	1,605	1,497	1,561	1,581
鹿児島	1					
	3,024					
	3,024					
どじょう(うなぎ)	1,271	53	56	118	390	116
合計	6,680,437	310,500	303,739	629,370	2,800,818	602,856
平均単価	5,256	5,858	5,424	5,334	7,182	5,197
宮城	1		1			
	2,419		2,419			
	2,419		2,419			
千葉	4			4		
	18,900			18,900		
	4,725			4,725		
静岡	1,261	53	55	114	390	116
	6,638,598	310,500	301,320	610,470	2,800,818	602,856
	5,265	5,858	5,479	5,355	7,182	5,197
福岡	5					
	20,520					
	4,104					
あわび	9,429	647	951	1,463	949	852
合計	53,559,988	3,689,875	4,865,309	6,619,602	4,906,797	5,090,642
平均単価	5,680	5,703	5,116	4,525	5,170	5,975
福島	578	49	53	66	80	79
	5,333,189	469,260	496,908	601,236	722,304	700,410
	9,227	9,577	9,376	9,110	9,029	8,866
北海道	6					
	45,360					
	7,560					

上段：数量=kg
 单位 中断：金額=円
 下段：単価=円

9月	10月	11月	12月	1月	2月	3月
						5 13,392 2,678
				14 15,552 1,111	83 94,392 1,137	
				18 15,552 864	23 20,412 887	12 10,368 864
			26 61,128 2,351	8 16,632 2,079		
				55 46,332 842	32 23,112 722	39 31,320 803
78 213,435 2,736	64 174,879 2,732	53 143,910 2,715	40 115,587 2,890	50 149,499 2,990	48 132,192 2,754	72 204,606 2,842
342 640,980 1,874	98 211,572 2,159	17 34,560 2,033	14 27,216 1,944			50 139,126 2,783
	1 3,132 3,132					
341 637,956 1,871	97 208,440 2,149	17 34,560 2,033	14 27,216 1,944			50 139,126 2,783
1 3,024 3,024						
116 501,930 4,327	57 215,352 3,778	79 283,392 3,587	74 266,922 3,607	44 156,276 3,552	51 186,624 3,659	117 422,658 3,612
116 501,930 4,327	57 215,352 3,778	74 262,872 3,552	74 266,922 3,607	44 156,276 3,552	51 186,624 3,659	117 422,658 3,612
		5 20,520 4,104				
550 3,519,117 6,398	598 3,845,081 6,430	1,260 5,633,365 4,471	622 6,115,880 9,833	388 2,599,787 6,700	400 2,554,254 6,386	749 4,120,279 5,501
72 636,779 8,844	6 55,404 9,234	18 170,100 9,450	83 796,500 9,596	18 171,072 9,504	21 199,584 9,504	33 313,632 9,504
			6 45,360 7,560			

(1) 鮮魚

品目別・出荷地	計	4月	5月	6月	7月	8月
あわび	441	10	81	83	30	26
青森	2,206,514	22,810	215,892	624,861	68,429	90,980
	5,003	2,281	2,665	7,528	2,281	3,499
宮城	1,060	59	71	66	85	94
	8,581,413	484,489	622,631	575,024	711,071	810,800
	8,096	8,212	8,769	8,712	8,366	8,626
山形	47	12		6		
	241,974	58,320		32,400		
	5,148	4,860		5,400		
茨城	310			208	62	30
	1,295,827			473,785	450,317	242,125
	4,180			2,278	7,263	8,071
千葉	1,854	80	180	565	331	170
	8,230,645	484,650	1,069,007	1,903,531	1,031,367	1,034,174
	4,439	6,058	5,939	3,369	3,116	6,083
東京	4,459	382	369	399	316	435
	25,649,073	2,041,426	2,031,237	2,229,550	1,810,989	2,104,909
	5,752	5,344	5,505	5,588	5,731	4,839
神奈川	40	10	10			
	92,232	21,384	18,360			
	2,306	2,138	1,836			
新潟	24					15
	139,320					92,340
	5,805					6,156
静岡	3					3
	14,904					14,904
	4,968					4,968
兵庫	567	45	187	70	45	
	1,457,755	107,536	411,274	179,215	112,320	
	2,571	2,390	2,199	2,560	2,496	
島根	27					
	166,860					
	6,180					
山口	13					
	104,922					
	8,071					
はまぐり	47,753	3,620	4,431	3,502	3,721	2,772
合計	30,095,027	1,863,096	2,145,088	1,681,626	2,021,319	2,129,986
平均単価	630	515	484	480	543	768
北海道	24		24			
	19,440		19,440			
	810		810			
青森	950					
	608,040					
	640					
宮城	8					
	37,152					
	4,644					
秋田	1,332					
	825,887					
	620					
茨城	6,035	319	349	303	393	401
	7,860,457	339,228	388,098	354,996	458,406	636,012
	1,302	1,063	1,112	1,172	1,166	1,586
千葉	32,007	2,825	3,587	2,934	2,933	1,642
	15,267,020	1,193,496	1,391,248	1,140,125	1,268,991	935,911
	477	422	388	389	433	570
山梨	5					
	9,720					
	1,944					
三重	7,382	476	471	255	395	729
	5,454,351	330,372	346,302	173,545	293,922	558,063
	739	694	735	681	744	766
鹿児島	10			10		
	12,960			12,960		
	1,296			1,296		

上段：数量=kg
 单位 中断：金額=円
 下段：単価=円

9月	10月	11月	12月	1月	2月	3月
10	21	42	125	13		
22,810	48,374	282,528	784,340	45,490		
2,281	2,304	6,727	6,275	3,499		
76	93	99	149	124	47	97
558,113	678,316	859,248	1,215,746	1,011,571	405,486	648,918
7,344	7,294	8,679	8,159	8,158	8,627	6,690
			3		26	
			19,440		131,814	
			6,480		5,070	
	10					
	129,600					
	12,960					
87	72	254	31	25	18	41
537,592	536,209	840,250	235,397	174,366	119,232	264,870
6,179	7,447	3,308	7,593	6,975	6,624	6,460
305	396	844	225	191	229	368
1,763,823	2,397,178	3,466,659	3,019,097	1,117,692	1,384,452	2,282,061
5,783	6,053	4,107	13,418	5,852	6,046	6,201
						20
						52,488
						2,624
		3			6	
		14,580			32,400	
		4,860			5,400	
				10	20	190
				29,700	59,400	558,310
				2,970	2,970	2,938
				7	20	
				49,896	116,964	
				7,128	5,848	
					13	
					104,922	
					8,071	
2,774	2,557	3,725	5,283	3,397	6,023	5,948
1,623,469	1,719,923	2,307,096	3,244,711	1,962,460	5,022,020	4,374,233
585	673	619	614	578	834	735
	40	250	410	250		
	25,920	162,000	262,440	157,680		
	648	648	640	631		
					8	
					37,152	
					4,644	
			322	220	414	376
			219,024	124,200	255,323	227,340
			680	565	617	605
298	293	460	746	496	1,197	780
362,556	371,196	537,861	899,846	541,350	1,740,377	1,230,531
1,217	1,267	1,169	1,206	1,091	1,454	1,578
2,097	1,780	2,503	3,054	2,048	3,150	3,454
1,007,707	1,012,188	1,253,373	1,332,473	871,228	2,007,178	1,853,102
481	569	501	436	425	637	537
		5				
		9,720				
		1,944				
379	444	507	751	383	1,254	1,338
253,206	310,619	344,142	530,928	268,002	981,990	1,063,260
668	700	679	707	700	783	795

(1) 鮮魚

品目別・出荷地	計	4月	5月	6月	7月	8月
あさり	134,408	14,986	15,210	12,814	12,408	10,385
合計	84,717,280	9,220,136	9,474,923	7,803,458	7,602,939	6,737,120
平均単価	630	615	623	609	613	649
北海道	28,019 20,407,613 728	1,630 1,341,981 823	3,253 2,256,258 694	2,843 1,886,231 663	3,802 2,463,912 648	3,026 2,260,251 747
青森	9 5,573 619	9 5,573 619				
宮城	15,440 10,018,026 649	1,875 1,104,354 589	1,966 1,182,330 601	1,758 1,066,446 607	1,166 724,518 621	977 649,620 665
秋田	15 8,640 576		5 3,240 648	10 5,400 540		
茨城	1,485 2,183,423 1,470	108 177,291 1,642	95 157,592 1,659	72 118,194 1,642	108 177,291 1,642	118 196,991 1,669
千葉	87,781 50,725,364 578	11,052 6,328,659 573	9,015 5,212,739 578	7,946 4,567,887 575	7,232 4,150,818 574	6,254 3,621,618 579
東京	2 11,059 5,530					
静岡	1,005 877,500 873	290 245,430 846	250 211,410 846	185 159,300 861	100 86,400 864	10 8,640 864
愛知	10 6,480 648	10 6,480 648				
三重	638 461,722 724	12 10,368 864	626 451,354 721			
愛媛	4 11,880 2,970					
ほたて	149,241	11,716	14,541	8,770	12,687	19,679
合計	116,961,054	10,115,635	10,511,975	7,013,854	9,551,477	12,920,916
平均単価	784	863	723	800	753	657
福島	20 9,504 475					20 9,504 475
北海道	31,582 43,405,814 1,374	5,198 6,813,882 1,311	5,276 5,230,386 991	1,356 2,190,681 1,616	1,188 2,418,012 2,035	1,924 2,723,425 1,416
青森	21,863 11,764,310 538	3,489 1,173,582 336	4,178 2,224,810 533	1,135 1,212,246 1,068	2,125 1,767,204 832	1,331 1,104,732 830
岩手	36 20,412 567					
宮城	92,866 58,035,710 625	2,565 1,797,799 701	4,521 2,640,114 584	6,270 3,590,514 573	9,316 5,224,284 561	16,197 8,581,572 530
東京	2,810 3,569,733 1,270	464 330,372 712	558 399,557 716		50 124,869 2,497	201 488,483 2,430
新潟	3 7,951 2,650			1 3,305 3,305		2 4,646 2,323
石川	6 27,864 4,644					
愛媛	55 119,756 2,177		8 17,108 2,139	8 17,108 2,139	8 17,108 2,139	4 8,554 2,139

上段：数量=kg
 单位 中断：金額=円
 下段：単価=円

9月	10月	11月	12月	1月	2月	3月
10,617 6,769,919 638	9,934 6,191,358 623	8,739 5,598,767 641	9,220 6,002,212 651	8,298 5,368,209 647	9,445 5,998,464 635	12,352 7,949,775 644
2,320 1,757,052 757	2,982 2,044,872 686	2,611 1,894,374 726	2,474 1,845,936 746	1,341 1,060,722 791	722 647,784 897	1,015 948,240 934
1,163 792,423 681	1,085 754,596 695	1,074 739,935 689	1,084 754,839 696	957 681,615 712	1,127 755,001 670	1,208 812,349 672
96 157,592 1,642	72 118,194 1,642	94 157,592 1,677	129 216,690 1,680	72 118,194 1,642	108 177,291 1,642	413 410,511 994
7,038 4,062,852 577	5,795 3,273,696 565	4,956 2,794,986 564	5,531 3,173,688 574	5,928 3,507,678 592	7,468 4,400,028 589	9,566 5,630,715 589
			2 11,059 5,530			
					20 18,360 918	150 147,960 986
		4 11,880 2,970				
14,526 9,864,624 679	13,491 9,303,866 690	12,127 9,773,645 806	13,431 12,276,868 914	8,742 7,846,383 898	8,606 8,065,321 937	10,925 9,716,490 889
998 2,123,842 2,128	1,052 2,219,832 2,110	934 2,180,736 2,335	2,330 3,905,658 1,676	1,634 2,593,620 1,587	3,574 4,523,796 1,266	6,118 6,481,944 1,059
551 309,096 561	292 193,536 663	681 496,023 728	1,048 516,078 492	1,929 770,580 399	2,548 1,021,939 401	2,556 974,484 381
12 4,860 405		24 15,552 648				
12,849 7,144,632 556	12,073 6,704,586 555	10,379 6,918,264 667	9,999 7,718,112 772	4,416 3,719,844 842	2,268 2,190,499 966	2,013 1,805,490 897
108 265,086 2,455	63 154,764 2,457	105 154,516 1,472	50 128,466 2,569	760 748,515 985	216 329,087 1,524	235 446,018 1,898
	3 14,040 4,680			3 13,824 4,608		
8 17,108 2,139	8 17,108 2,139	4 8,554 2,139	4 8,554 2,139			3 8,554 2,851

(1) 鮮魚

品目別・出荷地	計	4月	5月	6月	7月	8月
かき	160,872	5,565	7,392	9,010	13,298	12,820
合計	124,793,009	3,249,774	4,096,548	4,291,608	6,075,972	6,289,218
平均単価	776	584	554	476	457	491
福島	455 533,790 1,173			48 36,504 761	44 12,744 290	74 37,260 504
北海道	959 1,279,044 1,334					272 312,984 1,151
岩手	2,396 1,526,516 637		24 17,388 725	44 24,236 551	12 6,372 531	
宮城	89,243 48,685,905 546	1,330 298,296 224	2,336 553,824 237	3,417 771,358 226	6,035 1,378,728 228	6,158 1,410,966 229
秋田	41 21,924 535				21 13,500 643	20 8,424 421
山形	884 536,922 607	46 42,012 913	24 25,920 1,080	334 209,682 628	210 120,852 575	270 138,456 513
茨城	590 316,980 537			180 95,040 528	320 176,580 552	40 18,360 459
千葉	28,898 18,602,352 644	2,918 1,707,912 585	3,311 2,154,060 651	4,050 2,677,212 661	5,785 3,866,076 668	5,660 4,100,760 725
東京	75 117,504 1,567					
新潟	9 5,184 576				9 5,184 576	
兵庫	13,243 18,788,976 1,419	1,264 1,191,834 943	1,485 1,224,396 825	407 195,696 481	42 17,496 417	246 214,488 872
広島	21,257 32,748,192 1,541	7 9,720 1,389				
大分	2,822 1,629,720 578		212 120,960 571	530 281,880 532	820 478,440 583	80 47,520 594
ほっき	77,624	8,059	6,513	5,056	5,560	6,018
合計	47,180,878	3,795,941	3,734,564	3,515,929	4,258,278	5,286,762
平均単価	608	471	573	695	766	878
福島	5,442 3,088,854 568			690 333,990 484	1,180 755,730 640	1,556 1,055,160 678
北海道	54,667 38,375,856 702	5,571 3,021,678 542	6,284 3,661,254 583	4,188 3,074,155 734	4,380 3,502,548 800	4,462 4,231,602 948
青森	17,134 5,529,814 323	2,488 774,263 311	176 53,222 302			
宮城	30 18,954 632		3 3,888 1,296			
秋田	12 6,480 540					
茨城	216 69,876 324		50 16,200 324	100 37,800 378		
千葉	45 21,060 468					

上段：数量=kg
 单位 中断：金額=円
 下段：単価=円

9月	10月	11月	12月	1月	2月	3月
10,060	13,516	19,880	24,155	16,459	16,338	12,379
3,217,244	10,596,316	21,108,851	23,239,937	18,422,473	15,217,632	8,987,436
320	784	1,062	962	1,119	931	726
				64	114	111
				76,356	190,944	179,982
				1,193	1,675	1,621
	282	355	50			
	386,424	509,004	70,632			
	1,370	1,434	1,413			
	84	288	912	504	528	
	52,920	180,792	583,848	326,592	334,368	
	630	628	640	648	633	
7,427	10,854	12,446	14,604	8,804	8,548	7,284
1,609,340	7,733,560	10,938,113	10,424,657	7,426,993	4,183,326	1,956,744
217	713	879	714	844	489	269
50						
27,000						
540						
1,326	1,430	1,834	1,894	690		
782,460	836,352	1,068,444	1,000,404	408,672		
590	585	583	528	592		
18	51	6				
29,808	84,456	3,240				
1,656	1,656	540				
	300	1,612	2,070	1,614	1,934	2,269
	507,492	2,762,478	3,690,036	2,819,772	3,087,018	3,078,270
	1,692	1,714	1,783	1,747	1,596	1,357
59	515	3,339	4,625	4,783	5,214	2,715
67,716	995,112	5,646,780	7,470,360	7,364,088	7,421,976	3,772,440
1,148	1,932	1,691	1,615	1,540	1,423	1,389
1,180						
700,920						
594						
5,204	5,270	5,162	9,017	5,877	5,497	10,391
3,402,324	3,684,825	3,940,542	4,805,071	2,868,015	3,034,232	4,854,395
654	699	763	533	488	552	467
433	605	613	353		12	
197,586	255,690	324,378	165,024		1,296	
456	423	529	467		108	
4,768	4,665	4,519	5,468	3,246	3,398	3,718
3,200,850	3,429,135	3,599,964	3,556,710	2,017,548	2,327,492	2,752,920
671	735	797	650	622	685	740
			3,169	2,631	2,063	6,607
			1,071,997	850,467	694,266	2,085,599
			338	323	337	316
3					24	
3,888					11,178	
1,296					466	
			12			
			6,480			
			540			
						66
						15,876
						241
		30	15			
		16,200	4,860			
		540	324			

(1) 鮮魚

品目別・出荷地	計	4月	5月	6月	7月	8月
ほっき 東京	78 69,984 897				78 69,984 897	
さざえ 合計 平均単価	9,151 10,652,717 1,164	925 987,336 1,067	891 1,030,018 1,156	810 827,280 1,021	1,046 1,113,880 1,065	1,487 1,757,366 1,182
福島	46 30,780 669	5 4,320 864	20 15,120 756			
青森	61 53,212 872			10 14,040 1,404		28 24,322 869
宮城	55 32,400 589				55 32,400 589	
山形	347 289,710 835				32 26,784 837	80 64,800 810
千葉	2,192 3,190,953 1,456	155 225,180 1,453	207 307,822 1,487	115 172,260 1,498	199 298,426 1,500	239 332,554 1,391
東京	692 775,440 1,121	31 39,420 1,272	50 50,760 1,015	60 47,520 792	50 46,440 929	190 211,140 1,111
神奈川	2,191 2,159,536 986	260 252,180 970	289 295,596 1,023	485 459,000 946	305 321,300 1,053	220 264,600 1,203
新潟	722 635,040 880			5 4,320 864	135 115,830 858	230 210,870 917
福井	255 270,540 1,061			15 14,040 936	60 57,780 963	140 159,840 1,142
静岡	15 17,280 1,152		5 8,640 1,728			
島根	599 472,446 789	109 82,296 755	120 90,720 756	50 37,800 756	120 92,880 774	40 34,560 864
山口	260 221,400 852	230 195,480 850		30 25,920 864		
福岡	198 427,680 2,160					20 43,200 2,160
長崎	1,518 2,076,300 1,368	135 188,460 1,396	200 261,360 1,307	40 52,380 1,310	90 122,040 1,356	300 411,480 1,372
しじみ 合計 平均単価	96,157 54,812,983 570	7,772 4,940,834 636	7,601 4,349,297 572	7,047 4,057,189 576	9,119 5,965,441 654	7,107 4,525,165 637
青森	16,264 8,594,500 528	264 377,136 1,429	480 385,830 804	859 584,982 681	642 486,972 759	988 492,480 498
茨城	43,600 27,706,603 635	2,465 1,594,508 647	2,450 1,471,907 601	3,487 2,153,095 617	7,153 4,581,529 641	4,989 3,239,749 649
千葉	32,305 16,357,226 506	4,065 2,245,860 552	3,588 1,868,832 521	2,320 1,152,738 497	1,105 837,648 758	985 752,220 764
東京	60 15,660 261					
静岡	1,536 429,624 280		156 50,544 324	192 60,912 317	204 54,432 267	120 30,456 254

上段：数量=kg
 单位 中断：金額=円
 下段：単価=円

9月	10月	11月	12月	1月	2月	3月
846	546	460	635	408	471	626
864,918	530,021	597,478	1,041,660	483,667	563,809	855,284
1,022	971	1,299	1,640	1,185	1,197	1,366
				21		
				11,340		
				540		
23						
14,850						
646						
30		5		96	104	
19,710		6,048		83,376	88,992	
657		1,210		869	856	
219	108	106	243	188	207	206
261,306	162,983	160,834	380,700	276,631	302,643	309,614
1,193	1,509	1,517	1,567	1,471	1,462	1,503
110	60	50			11	80
118,800	64,800	55,080			8,640	132,840
1,080	1,080	1,102			785	1,661
120	200	118	30	25	39	100
123,120	93,420	144,396	32,400	23,220	42,574	107,730
1,026	467	1,224	1,080	929	1,092	1,077
174	68	35	10		15	50
151,902	55,998	29,700	7,560		14,040	44,820
873	824	849	756		936	896
40						
38,880						
972						
		10				
		8,640				
		864				
70				40	40	10
55,890				35,100	34,560	8,640
798				878	864	864
		1	167			10
		2,160	360,720			21,600
		2,160	2,160			2,160
60	110	135	185	38	55	170
80,460	152,820	190,620	260,280	54,000	72,360	230,040
1,341	1,389	1,412	1,407	1,421	1,316	1,353
7,258	7,880	8,756	8,745	8,559	8,786	7,527
4,542,703	4,907,614	4,641,491	4,310,169	4,233,219	4,344,048	3,995,813
626	623	530	493	495	494	531
1,335	1,982	2,850	2,599	1,103	1,830	1,332
775,818	933,714	1,271,290	1,219,212	671,544	728,784	666,738
581	471	446	469	609	398	501
4,882	4,885	3,864	2,493	1,990	2,475	2,467
3,213,385	3,397,720	2,319,037	1,568,859	1,053,559	1,481,076	1,632,179
658	696	600	629	529	598	662
620	655	1,736	3,643	5,466	4,432	3,690
439,560	469,800	856,116	1,475,442	2,508,116	2,090,286	1,660,608
709	717	493	405	459	472	450
10	50					
2,160	13,500					
216	270					
396	288	180				
106,920	77,760	48,600				
270	270	270				

(1) 鮮魚

品目別・出荷地	計	4月	5月	6月	7月	8月
しじみ	1,848	918	726	114		15
愛知	1,274,454	690,930	475,632	78,732		4,860
	690	753	655	691		324
三重	101		81			
	56,592		41,472			
	560		512			
兵庫	118					
	233,280					
	1,977					
島根	315	60	120	75	15	
	139,644	32,400	55,080	26,730	4,860	
	443	540	459	356	324	
山口	10					10
	5,400					5,400
	540					540
その他貝類	106,011	9,252	10,416	10,113	11,405	9,057
合計	102,956,792	9,143,054	8,507,819	8,515,087	9,555,711	9,438,525
平均単価	971	988	817	842	838	1,042
福島	3,795	34	494	518	1,125	228
	3,543,264	24,192	146,232	138,132	796,068	338,904
	934	712	296	267	708	1,486
北海道	22,633	2,476	2,241	2,360	2,202	2,440
	38,853,087	4,001,693	3,426,570	3,253,262	3,121,621	4,066,956
	1,717	1,616	1,529	1,379	1,418	1,667
青森	631	216	45	27	3	142
	372,223	92,826	20,898	13,511	17,280	98,064
	590	430	464	500	5,760	691
岩手	2,101		96	461	1,003	149
	675,491		36,288	148,446	316,197	50,009
	322		378	322	315	336
宮城	23,029	2,296	2,473	2,166	1,926	1,701
	7,418,634	906,444	813,262	622,642	609,709	524,379
	322	395	329	287	317	308
秋田	24			24		
	10,368			10,368		
	432			432		
山形	118		4	30	84	
	70,740		2,592	21,060	47,088	
	599		648	702	561	
茨城	2,676	19	60	124	222	168
	4,224,626	37,109	129,600	196,506	408,500	375,840
	1,579	1,953	2,160	1,585	1,840	2,237
埼玉	1,340	270	108		14	
	1,373,760	266,220	98,280		11,880	
	1,025	986	910		849	
千葉	24,925	1,656	2,710	1,952	2,367	1,986
	11,533,404	965,650	1,238,998	903,366	1,097,842	891,686
	463	583	457	463	464	449
東京	1,895	7		178	159	214
	7,527,222	3,240		688,500	614,466	819,072
	3,972	463		3,868	3,865	3,827
神奈川	258	55	56	34	24	
	824,580	173,124	178,848	106,164	72,684	
	3,196	3,148	3,194	3,122	3,029	
新潟	164	12	4	7	8	10
	182,415	16,458	5,486	7,106	10,972	13,715
	1,112	1,372	1,372	1,015	1,372	1,372
福井	56				32	24
	43,632				24,192	19,440
	779				756	810
山梨	15					
	10,368					
	691					
静岡	2,470	68	161	453	388	335
	2,957,580	145,800	237,060	407,970	327,780	383,400
	1,197	2,144	1,472	901	845	1,144

上段：数量=kg
 单位 中断：金額=円
 下段：単価=円

9月	10月	11月	12月	1月	2月	3月
15 4,860 324		30 6,480 216				30 12,960 432
	20 15,120 756					
		96 139,968 1,458	10 46,656 4,666		4 23,328 5,832	8 23,328 2,916
					45 20,574 457	
8,269 7,907,341 956	8,121 8,176,701 1,007	8,480 8,024,146 946	9,438 10,041,690 1,064	5,547 6,237,583 1,124	7,326 7,556,209 1,031	8,587 9,852,926 1,147
245 416,880 1,702	511 939,060 1,838	406 453,708 1,118	170 198,850 1,170	9 11,988 1,332	10 1,080 108	45 78,170 1,737
1,678 2,708,748 1,614	1,228 2,652,588 2,160	1,246 2,636,474 2,116	2,084 3,626,856 1,740	1,338 2,590,175 1,936	1,514 2,971,674 1,963	1,826 3,796,470 2,079
68 58,115 855	24 15,423 643	20 7,560 378	62 19,008 307		5 3,240 648	19 26,298 1,384
32 11,011 344	224 68,040 304	136 45,500 335				
2,178 748,646 344	1,895 632,373 334	1,556 474,855 305	1,468 451,375 307	1,071 353,398 330	2,163 602,079 278	2,136 679,472 318
155 301,941 1,948	198 381,510 1,927	754 815,881 1,082	537 684,363 1,274	199 350,352 1,761	90 204,120 2,268	150 338,904 2,259
	78 79,920 1,025	234 248,400 1,062	120 119,880 999	138 159,840 1,158	180 174,960 972	198 214,380 1,083
1,740 824,818 474	2,017 689,580 342	2,395 940,648 393	2,713 1,147,392 423	1,574 715,738 455	1,744 918,378 527	2,071 1,199,308 579
179 688,986 3,849	213 843,372 3,959	136 534,492 3,930	333 1,352,538 4,062	127 509,652 4,013	164 666,468 4,064	185 806,436 4,359
31 95,580 3,083	21 65,448 3,117		10 31,212 3,121		14 54,108 3,865	13 47,412 3,647
61 41,299 677	16 21,944 1,372	8 10,972 1,372	8 13,318 1,665	12 16,458 1,372	8 10,972 1,372	10 13,715 1,372
5 3,456 691	10 6,912 691					
350 411,480 1,176	240 273,780 1,141	155 142,560 920	229 376,920 1,646	53 133,920 2,527	29 69,390 2,393	9 47,520 5,280

(1) 鮮魚

品目別・出荷地	計	4月	5月	6月	7月	8月
その他貝類	2,606	501	311	289	321	190
愛知	6,197,202	1,108,782	628,236	531,360	655,614	444,690
	2,378	2,213	2,020	1,839	2,042	2,340
三重	122	72		10		
	95,418	58,158		8,100		
	782	808		810		
兵庫	24	24				
	24,624	24,624				
	1,026	1,026				
島根	35	10		25		
	18,900	5,400		13,500		
	540	540		540		
山口	1,268	126	66	108	66	30
	1,086,912	104,652	55,728	83,916	48,924	22,680
	857	831	844	777	741	756
愛媛	4					
	12,096					
	3,024					
福岡	424	50	33	31	56	20
	387,450	38,880	34,776	41,472	25,920	19,440
	914	778	1,054	1,338	463	972
長崎	13,875	1,323	1,436	1,157	1,344	1,316
	12,359,466	1,108,620	1,144,746	932,256	1,128,924	1,061,262
	891	838	797	806	840	806
大分	1,504	37	112	159	61	104
	3,133,037	61,182	302,141	387,450	220,050	308,988
	2,083	1,654	2,698	2,437	3,607	2,971
鹿児島	19		6			
	20,293		8,078			
	1,068		1,346			
貝焼	7,606	685	1,500	1,584	2,191	935
合計	36,311,423	3,225,355	6,793,368	7,221,622	9,632,948	4,658,644
平均単価	4,774	4,709	4,529	4,559	4,397	4,983
福島	85	8				32
	418,964	47,520				133,736
	4,929	5,940				4,179
北海道	471	122	120	131	73	14
	2,837,277	703,015	731,328	808,312	449,060	82,814
	6,024	5,762	6,094	6,170	6,152	5,915
青森	7,050	555	1,380	1,453	2,118	889
	33,055,182	2,474,820	6,062,040	6,413,310	9,183,888	4,442,094
	4,689	4,459	4,393	4,414	4,336	4,997
福岡	0	0				
	0	0				
	0	0				
こんぶ	11,351	1,042	979	1,073	962	933
合計	5,599,746	518,400	486,486	523,530	466,992	458,946
平均単価	493	498	497	488	485	492
青森	736	64	56	64	64	64
	393,120	34,560	30,240	30,240	34,560	34,560
	534	540	540	473	540	540
岩手	10,360	978	909	921	866	805
	5,024,970	483,840	447,606	446,634	416,880	393,282
	485	495	492	485	481	489
宮城	48		14	8		
	36,288		8,640	5,184		
	756		617	648		
群馬	20					
	31,320					
	1,566					
東京	176			80	32	64
	88,128			41,472	15,552	31,104
	501			518	486	486
福井	11					
	25,920					
	2,356					

上段：数量=kg
 单位 中断：金額=円
 下段：単価=円

9月	10月	11月	12月	1月	2月	3月
122	77	100	120	102	203	270
278,856	176,040	383,400	443,232	350,568	489,024	707,400
2,286	2,286	3,834	3,694	3,437	2,409	2,620
					30	10
					21,600	7,560
					720	756
156	102	168	60	48	120	218
118,260	83,592	146,448	61,560	44,064	118,584	198,504
758	820	872	1,026	918	988	911
		4				
		12,096				
		3,024				
21	26	27	36	12	28	84
18,825	19,440	41,990	25,920	12,960	28,512	79,315
896	748	1,555	720	1,080	1,018	944
1,131	759	838	1,426	842	995	1,308
976,860	601,560	678,510	1,369,116	869,670	1,065,420	1,422,522
864	793	810	960	1,033	1,071	1,088
117	477	289	62	22	29	35
203,580	619,164	445,392	120,150	118,800	156,600	189,540
1,740	1,298	1,541	1,938	5,400	5,400	5,415
	5	8				
	6,955	5,260				
	1,391	658				
344	79	45	99	45	54	45
2,673,108	444,906	337,986	486,756	267,678	307,800	261,252
7,771	5,632	7,511	4,917	5,948	5,700	5,806
			21		24	
			108,108		129,600	
			5,148		5,400	
2		5	1	3		
14,256		109,296	-79,596	18,792		
7,128		21,859	-79,596	6,264		
342	79	40	77	42	30	45
2,658,852	444,906	228,690	458,244	248,886	178,200	261,252
7,774	5,632	5,717	5,951	5,926	5,940	5,806
927	859	839	868	825	912	1,132
458,838	426,060	431,730	431,136	407,970	441,450	548,208
495	496	515	497	495	484	484
56	64	64	64	48	48	80
30,240	34,560	34,560	34,560	25,920	25,920	43,200
540	540	540	540	540	540	540
871	790	763	797	768	840	1,052
428,598	378,540	367,362	382,536	373,410	401,274	505,008
492	479	481	480	486	478	480
		2			24	
		8,208			14,256	
		4,104			594	
		10	5	5		
		21,600	9,720	0		
		2,160	1,944	0		
	5		2	4		
	12,960		4,320	8,640		
	2,592		2,160	2,160		

(1) 鮮魚

品目別・出荷地	計	4月	5月	6月	7月	8月
わかめ	105,920	14,293	9,112	8,508	8,882	7,501
合計	57,844,167	6,912,633	5,123,814	4,873,343	5,254,595	4,595,719
平均単価	546	484	562	573	592	613
福島	2,199 1,408,050 640	169 124,470 737	133 77,166 580	254 147,204 580	128 84,186 658	136 66,636 490
青森	3,659 941,685 257	1,988 280,401 141	688 134,622 196	108 58,320 540	108 58,320 540	74 41,580 562
岩手	8,642 5,643,648 653	1,145 758,970 663	883 575,694 652	854 554,634 649	851 548,910 645	830 549,126 662
宮城	79,605 43,958,574 552	7,981 4,214,309 528	6,116 3,696,026 604	6,225 3,592,663 577	6,774 4,064,094 600	5,689 3,564,281 627
群馬	654 372,816 570					
埼玉	44 60,739 1,380	4 6,394 1,599		10 12,787 1,279		
東京	12 8,748 729				12 8,748 729	
新潟	142 169,988 1,197	30 37,420 1,247	18 22,452 1,247	10 12,830 1,283	15 19,245 1,283	10 12,830 1,283
三重	6 3,726 621					
熊本	10,957 5,276,193 482	2,976 1,490,669 501	1,274 617,854 485	1,047 494,905 473	994 471,092 474	762 361,266 474
その他藻類 合計	104,930 63,784,504	10,014 6,009,429	8,855 5,591,116	10,881 6,487,476	10,432 6,475,540	10,249 6,166,206
平均単価	608	600	631	596	621	602
福島	19,304 11,344,472 588	1,740 1,015,632 584	1,476 875,448 593	1,454 846,288 582	1,489 884,996 594	1,343 793,422 591
青森	81 58,536 723					
岩手	41 25,380 619	1 0 0				
宮城	2,412 3,544,694 1,470	391 482,695 1,235	148 127,776 863	115 100,578 875	121 102,132 844	102 87,611 859
秋田	209 425,088 2,034	20 42,120 2,106	32 69,120 2,160	41 85,968 2,097	60 121,392 2,023	28 51,840 1,851
山形	7 10,044 1,435	1 3,240 3,240			6 6,804 1,134	
茨城	51 82,620 1,620	7 12,852 1,836	10 36,936 3,694	24 15,552 648		
群馬	9 4,374 486					
埼玉	4,622 1,148,522 248	439 108,860 248	417 103,419 248	549 136,078 248	506 125,197 247	440 108,865 247
千葉	9,446 5,427,482 575	591 355,621 602	871 514,253 590	1,276 747,532 586	1,311 763,775 583	1,121 643,505 574

上段：数量=kg
 单位 中断：金額=円
 下段：単価=円

9月	10月	11月	12月	1月	2月	3月
7,415	6,834	5,567	5,126	10,104	11,193	11,385
4,476,455	4,226,845	3,506,795	3,251,039	4,915,020	5,158,609	5,549,300
604	619	630	634	486	461	487
193	357	218	217	50	140	204
120,690	251,532	167,184	139,644	36,072	81,972	111,294
625	705	767	644	721	586	546
81	92	63	108	107	130	112
43,740	51,300	34,020	58,320	57,780	60,102	63,180
540	558	540	540	540	462	564
786	702	653	543	369	396	630
523,584	467,532	401,328	348,570	251,748	262,440	401,112
666	666	615	642	682	663	637
5,628	5,016	4,155	3,904	8,452	9,896	9,769
3,438,904	3,125,356	2,667,240	2,534,380	3,993,612	4,429,144	4,638,565
611	623	642	649	473	448	475
				609	45	
				324,216	48,600	
				532	1,080	
	14	12		4		
	19,180	15,984		6,394		
	1,370	1,332		1,599		
11	9	7	7	10	6	9
13,899	9,621	7,483	7,483	10,690	6,414	9,621
1,264	1,069	1,069	1,069	1,069	1,069	1,069
6						
3,726						
621						
710	644	459	347	503	580	661
331,912	302,324	213,556	162,642	234,508	269,937	325,528
467	469	465	469	466	465	492
8,641	7,976	7,044	7,555	6,303	7,198	9,782
4,960,071	4,635,300	4,109,509	4,450,687	3,818,202	4,883,590	6,197,378
574	581	583	589	606	678	634
1,684	1,661	1,468	1,516	1,543	1,748	2,182
980,532	998,784	894,888	890,028	895,374	1,045,332	1,223,748
582	601	610	587	580	598	561
						81
						58,536
						723
						40
						25,380
						635
123	121	100	95	229	368	499
107,137	101,654	85,763	181,162	327,564	916,784	923,838
871	840	858	1,907	1,430	2,491	1,851
12						16
20,088						34,560
1,674						2,160
						10
						17,280
						1,728
				9		
				4,374		
				486		
461	336	308	264	264	286	352
114,306	87,091	76,205	65,320	65,321	70,765	87,095
248	259	247	247	247	247	247
851	598	509	591	443	532	752
457,961	341,236	290,054	331,688	249,857	307,777	424,223
538	571	570	561	564	579	564

(1) 鮮魚

品目別・出荷地	計	4月	5月	6月	7月	8月
その他藻類	21		1	2	14	4
東京	59,620		5,962	11,924	17,886	23,848
	2,839		5,962	5,962	1,278	5,962
神奈川	9 13,122 1,458	6 8,748 1,458				
新潟	313 221,667 708	58 36,126 623	45 29,808 662	32 22,842 714	17 13,122 772	31 21,870 705
石川	1,531 1,154,412 754	98 75,168 767	122 92,016 754	163 117,612 722	230 167,832 730	158 117,288 742
静岡	234 185,069 791	38 40,079 1,055	27 19,116 708	14 10,206 729	9 6,156 684	23 16,686 725
愛知	9,466 6,145,408 649	929 609,058 656	766 507,647 663	884 574,909 650	868 565,578 652	933 607,115 651
三重	4,078 2,663,118 653	319 208,656 654	353 229,392 650	409 266,976 653	361 234,414 649	459 299,376 652
広島	2,372 1,382,292 583	216 132,192 612	236 141,264 599	280 157,464 562	242 147,744 611	216 125,712 582
山口	257 267,111 1,039	63 77,760 1,234	20 19,440 972	20 19,440 972	20 19,440 972	20 19,440 972
長崎	25 34,560 1,382					25 34,560 1,382
熊本	50,103 27,847,003 556	5,075 2,704,243 533	4,247 2,393,783 564	5,534 2,979,044 538	5,095 2,875,411 564	5,288 2,869,911 543
沖縄	339 1,739,910 5,132	22 96,379 4,381	84 425,736 5,068	84 395,063 4,703	83 423,661 5,104	58 345,157 5,951
その他鮮魚 合計 平均単価	273,254 253,536,548 928	24,892 20,694,756 831	29,603 21,118,503 713	25,810 20,031,914 776	18,473 15,734,841 852	10,563 12,094,798 1,145
福島	16,657 16,059,265 964	2,103 2,047,760 974	1,034 783,475 758	1,595 1,547,293 970	756 918,280 1,215	247 445,117 1,802
北海道	29,583 30,825,686 1,042	1,503 751,157 500	2,216 1,114,294 503	1,904 1,020,164 536	1,189 550,559 463	442 385,631 872
青森	19,815 16,375,876 826	1,023 794,822 777	2,163 1,616,566 747	2,511 1,816,015 723	1,356 1,363,861 1,006	966 1,359,749 1,408
岩手	11,941 8,107,641 679	676 327,580 485	583 211,259 362	1,021 489,987 480	939 543,501 579	529 634,619 1,200
宮城	31,065 25,297,586 814	3,366 2,518,577 748	6,939 4,022,611 580	4,141 2,328,241 562	4,304 2,521,272 586	1,578 1,409,898 893
秋田	971 504,749 520	155 177,097 1,143	37 25,790 697	55 49,368 898		
山形	1,339 971,968 726	420 296,750 707	172 126,447 735	83 50,900 613	163 98,350 603	29 54,011 1,862
茨城	51,437 42,485,157 826	4,565 3,931,337 861	3,958 2,753,101 696	3,416 3,024,854 885	977 616,547 631	1,097 684,991 624
栃木	10 16,200 1,620	0 0 0				

上段：数量=kg
 单位 中断：金額=円
 下段：単価=円

9月	10月	11月	12月	1月	2月	3月
						3
						4,374
						1,458
25	14	41	15	10	12	13
16,362	10,756	30,423	13,219	8,585	8,618	9,936
654	768	742	881	859	718	764
98	110	141	153	86	98	74
75,168	83,592	108,540	116,964	66,744	75,168	58,320
767	760	770	764	776	767	788
45	9	14	32	9	7	7
32,886	6,804	9,882	22,842	6,804	6,804	6,804
731	756	706	714	756	972	972
697	722	757	1,057	437	684	732
464,035	486,003	470,386	663,101	288,945	435,199	473,432
666	673	621	627	661	636	647
409	351	349	369	159	231	309
266,976	229,392	228,096	241,056	104,976	151,632	202,176
653	654	654	653	660	656	654
196	168	138	172	172	160	176
119,340	102,384	80,352	73,872	102,384	94,608	104,976
609	609	582	429	595	591	596
15	10	15	20	10	19	25
14,580	9,720	14,580	19,440	9,720	19,251	24,300
972	972	972	972	972	1,013	972
4,017	3,876	3,204	3,271	2,932	3,053	4,511
2,236,786	2,177,884	1,820,340	1,831,995	1,687,554	1,751,652	2,518,400
557	562	568	560	576	574	558
8						
53,914						
6,739						
22,780	26,741	25,131	27,386	21,650	18,598	21,627
23,167,481	27,930,474	22,944,895	29,295,214	19,335,539	19,834,157	21,353,976
1,017	1,044	913	1,070	893	1,066	987
1,537	1,399	1,470	1,567	1,030	2,375	1,544
1,389,691	1,497,089	1,323,293	1,466,388	968,760	2,229,860	1,442,259
904	1,070	900	936	941	939	934
2,073	6,880	5,910	4,604	1,715	643	504
5,584,922	8,468,297	5,054,823	5,104,168	1,862,029	523,173	406,469
2,694	1,231	855	1,109	1,086	814	806
360	423	1,491	3,975	4,128	837	582
453,170	487,855	1,230,369	3,034,068	2,720,811	875,492	623,098
1,259	1,153	825	763	659	1,046	1,071
608	797	939	860	1,148	1,781	2,060
536,324	786,481	976,388	491,305	568,909	1,140,263	1,401,025
882	987	1,040	571	496	640	680
1,391	2,176	1,587	1,009	1,743	943	1,888
975,585	4,130,629	2,465,227	780,150	1,487,560	1,085,389	1,572,447
701	1,898	1,553	773	853	1,151	833
184	375	117	18		20	10
66,615	112,590	25,110	2,916		31,363	13,900
362	300	215	162		1,568	1,390
45	15	379			33	
47,304	48,600	217,940			31,666	
1,051	3,240	575			960	
6,503	7,307	3,792	4,366	3,196	5,106	7,154
5,582,303	4,654,405	2,927,988	3,891,802	2,597,024	4,975,439	6,845,366
858	637	772	891	813	974	957
			10			
			16,200			
			1,620			

(1) 鮮魚

品目別・出荷地	計	4月	5月	6月	7月	8月
その他鮮魚	25,795	2,111	3,560	4,345	1,049	400
千葉	22,666,854	1,890,592	2,716,794	3,409,637	977,200	418,596
	879	896	763	785	932	1,046
東京	3,417	134	207	226	363	360
	10,300,134	447,582	561,520	643,585	893,776	1,107,466
	3,014	3,340	2,713	2,848	2,462	3,076
神奈川	1,257	84	664	194	69	39
	1,224,612	87,048	403,110	83,160	105,300	57,964
	974	1,036	607	429	1,526	1,486
新潟	1,718	109	226	208	120	52
	1,006,531	87,264	173,226	153,749	113,054	68,688
	586	801	766	739	942	1,321
富山	2,776		194			
	1,099,219		134,028			
	396		691			
石川	105					
	217,836					
	2,075					
山梨	32					
	194,400					
	6,075					
静岡	4,477	489	708	99	70	104
	3,207,715	334,854	538,418	58,164	61,560	116,878
	716	685	760	588	879	1,124
愛知	26,642	2,565	3,778	2,691	1,730	259
	17,756,545	1,979,910	2,211,246	1,723,994	1,146,527	332,748
	666	772	585	641	663	1,285
三重	2,634	435				414
	2,130,030	352,512				347,490
	809	810				839
大阪	196					
	140,871					
	719					
兵庫	523	39	39	53	33	30
	2,476,656	185,328	185,328	251,532	156,816	142,560
	4,735	4,752	4,752	4,746	4,752	4,752
和歌山	147		28	52	13	
	95,171		28,210	29,020	13,932	
	647		1,008	558	1,072	
島根	57			51		
	45,771			34,366		
	803			674		
広島	45	20				
	70,848	23,328				
	1,574	1,166				
山口	8,002	504	601	585	365	204
	12,587,776	742,163	800,497	676,490	479,088	244,782
	1,573	1,473	1,332	1,156	1,313	1,200
愛媛	259				65	
	247,845				52,748	
	957				812	
福岡	4,472	120	237	594	280	169
	7,211,573	252,401	441,717	721,319	457,598	347,281
	1,613	2,103	1,864	1,214	1,634	2,055
佐賀	150					
	89,100					
	594					
長崎	7,968	864	1,045	710	756	510
	7,940,377	836,892	991,332	666,900	763,247	468,720
	997	969	949	939	1,010	919
熊本	290	61	3			
	1,128,342	57,414	5,184			
	3,891	941	1,728			
大分	575	80	39	59	77	29
	1,263,969	167,520	68,516	97,913	151,935	59,658
	2,198	2,094	1,757	1,660	1,973	2,057

上段：数量=kg
 单位 中断：金額=円
 下段：単価=円

9月	10月	11月	12月	1月	2月	3月
1,147	1,806	2,480	3,523	2,360	1,223	1,791
778,151	1,346,473	1,899,445	3,829,264	2,307,549	1,640,362	1,452,791
678	746	766	1,087	978	1,341	811
635	282	200	533	144	169	164
1,873,697	921,425	567,061	1,662,375	510,681	594,082	516,884
2,951	3,267	2,835	3,119	3,546	3,515	3,152
15	70	65	3			54
17,280	95,040	90,720	3,110			281,880
1,152	1,358	1,396	1,037			5,220
515	48	35	20	244	43	98
133,877	86,832	8,078	12,528	42,400	45,630	81,205
260	1,809	231	626	174	1,061	829
552	957	728		345		
158,652	290,520	280,795		235,224		
287	304	386		682		
					3	102
					2,700	215,136
					900	2,109
16	8	8				
97,200	48,600	48,600				
6,075	6,075	6,075				
1,823	290	109	120	400	45	220
943,110	246,553	80,379	95,126	411,631	40,522	280,520
517	850	737	793	1,029	900	1,275
2,154	1,218	2,603	2,797	2,998	1,213	2,636
1,241,460	795,253	1,516,158	1,879,632	2,162,106	804,492	1,963,019
576	653	582	672	721	663	745
1,035	330	96				324
796,932	262,116	72,576				298,404
770	794	756				921
12	24	24	20	36	56	24
8,294	16,588	16,588	16,588	24,883	41,341	16,589
691	691	691	829	691	738	691
30	45	54	104	36	27	33
142,560	213,840	256,608	487,512	169,452	128,304	156,816
4,752	4,752	4,752	4,688	4,707	4,752	4,752
				54		
				24,009		
				445		
6						
11,405						
1,901						
1	18		6			
0	34,560		12,960			
0	1,920		2,160			
192	526	669	1,607	717	1,286	746
286,331	764,532	1,023,031	3,093,445	1,210,821	2,001,987	1,264,609
1,491	1,453	1,529	1,925	1,689	1,557	1,695
6	2	45		12	6	123
24,754	12,960	13,608		15,552	7,236	120,987
4,126	6,480	302		1,296	1,206	984
271	308	440	546	324	660	523
403,583	516,734	549,392	996,473	795,649	1,009,582	719,844
1,489	1,678	1,249	1,825	2,456	1,530	1,376
					150	
					89,100	
					594	
663	730	745	505	430	438	572
647,892	691,276	774,792	507,600	427,680	479,952	684,094
977	947	1,040	1,005	995	1,096	1,196
9	44	75	51	22	11	14
42,768	224,316	355,563	257,958	105,759	55,188	24,192
4,752	5,098	4,741	5,058	4,807	5,017	1,728
22	42	11	33	19	59	105
31,774	62,101	17,626	45,931	45,262	168,513	347,220
1,444	1,479	1,602	1,392	2,382	2,856	3,307

(1) 鮮魚

品目別・出荷地	計	4月	5月	6月	7月	8月
その他鮮魚	9,738	2,517	261	3	3,034	2,767
宮崎	8,094,620	1,264,669	113,562	4,082	2,804,825	2,909,271
	831	502	435	1,361	924	1,051
鹿児島	9,161	949	911	1,214	765	338
	11,695,625	1,140,199	1,092,272	1,151,181	944,865	498,680
	1,277	1,201	1,199	948	1,235	1,475
その他	16,598	811	932	1,404	1,749	1,923
合計	28,622,612	1,919,726	2,140,109	2,252,458	2,128,570	2,504,961
平均単価	1,724	2,367	2,296	1,604	1,217	1,303
福島	322					
	564,300					
	1,752					
北海道	2,993	40	76	14	20	83
	7,693,672	225,720	434,808	78,840	114,480	379,080
	2,571	5,643	5,721	5,631	5,724	4,567
青森	1,965	180	190	234	179	238
	6,712,090	898,992	948,888	1,108,015	614,759	367,438
	3,416	4,994	4,994	4,735	3,434	1,544
岩手	8	2	5			
	2,150	238	1,037			
	269	119	207			
宮城	952	35	41	64	16	16
	2,814,443	139,125	162,949	183,577	63,633	64,108
	2,956	3,975	3,974	2,868	3,977	4,007
茨城	189					
	624,348					
	3,303					
千葉	760	46	38	57	86	59
	1,775,012	110,700	90,990	144,644	151,740	142,290
	2,336	2,407	2,394	2,538	1,764	2,412
東京	811	78	65	25	70	160
	3,164,152	272,360	188,606	87,872	302,400	728,460
	3,902	3,492	2,902	3,515	4,320	4,553
神奈川	8,073	423	517	814	1,158	1,283
	4,739,495	243,236	312,831	475,586	686,898	751,009
	587	575	605	584	593	585
静岡	505			192	216	84
	462,834			165,888	186,624	72,576
	917			864	864	864
愛知	8	4				
	46,008	23,328				
	5,751	5,832				
愛媛	12	3		4	4	
	24,108	6,027		8,036	8,036	
	2,009	2,009		2,009	2,009	
解凍ばち	11				11	
合計	12,701				12,701	
平均単価	1,155				1,155	
静岡	11				11	
	12,701				12,701	
	1,155				1,155	

上段：数量=kg
 单位 中断：金額=円
 下段：単価=円

9月	10月	11月	12月	1月	2月	3月
453 362,459 800	151 129,243 856	500 409,557 819	21 60,794 2,895	25 26,784 1,071	6 9,374 1,562	
522 529,388 1,014	470 985,566 2,097	559 743,180 1,329	1,088 1,546,921 1,422	524 615,004 1,174	1,465 1,823,147 1,244	356 625,222 1,756
3,160 5,465,018 1,729	1,536 2,815,635 1,833	838 2,092,108 2,497	1,330 2,420,415 1,820	882 1,346,022 1,526	1,137 1,930,749 1,698	896 1,606,841 1,793
36 69,984 1,944	69 151,308 2,193	132 219,024 1,659	77 115,344 1,498	8 8,640 1,080		
1,558 3,550,252 2,279	244 792,504 3,248	26 95,688 3,680	256 623,160 2,434	149 400,464 2,688	352 628,020 1,784	175 370,656 2,118
114 140,929 1,236	263 718,836 2,733	194 675,032 3,480	67 146,837 2,192	69 132,818 1,925	138 500,019 3,623	99 459,527 4,642
					1 875 875	
38 151,155 3,978	44 170,563 3,876	61 183,178 3,003	265 722,884 2,728	148 363,343 2,455	103 281,750 2,735	121 328,178 2,712
	87 297,756 3,422	102 326,592 3,202				
91 217,620 2,391	66 158,220 2,397	69 165,348 2,396	81 193,860 2,393	58 138,510 2,388	43 102,870 2,392	66 158,220 2,397
132 633,856 4,802	22 62,644 2,847	84 334,584 3,983	95 327,013 3,442	20 56,160 2,808	40 139,957 3,499	20 30,240 1,512
1,190 699,213 588	728 426,058 585	170 92,662 545	485 268,637 554	430 246,087 572	460 277,258 603	415 260,020 627
	13 37,746 2,904					
			4 22,680 5,670			
1 2,009 2,009						

(2) 冷凍

品目別・出荷地	計	4月	5月	6月	7月	8月
冷あじ	35,222	1,416	3,408	781	3,243	1,171
合計	12,436,921	805,441	1,007,574	330,112	1,064,198	613,438
平均単価	353	569	296	423	328	524
福島	108 38,988 361	8 8,748 1,094				
宮城	10,560 4,092,228 388	1,090 667,116 612	140 88,560 633	130 72,360 557	100 60,480 605	100 60,480 605
茨城	3,165 565,218 179				165 30,618 186	
東京	21,119 7,570,873 358	318 129,577 407	3,268 919,014 281	581 217,738 375	2,958 960,140 325	951 475,198 500
三重	250 161,784 647			50 32,184 644	20 12,960 648	120 77,760 648
兵庫	20 7,830 392			20 7,830 392		
冷さば	210,071	19,484	9,997	16,606	16,772	13,016
合計	112,004,894	10,601,544	7,806,969	14,326,393	10,574,167	7,468,927
平均単価	533	544	781	863	630	574
福島	41,516 22,269,306 536	3,895 2,044,532 525	2,219 1,323,874 597	2,900 1,651,445 569	2,464 1,176,088 477	2,240 1,073,229 479
青森	21,661 10,889,678 503	5,258 2,471,634 470	2,318 1,243,134 536	2,605 1,276,220 490	1,619 833,220 515	521 302,994 582
岩手	106 505,601 4,770		6 31,066 5,178	21 108,731 5,178	18 93,133 5,174	15 77,600 5,173
宮城	65,659 34,235,390 521	6,955 3,810,726 548	3,214 3,575,232 1,112	5,610 5,789,610 1,032	7,370 4,280,040 581	4,788 2,910,384 608
茨城	7,768 4,223,997 544	685 422,116 616	60 34,344 572	930 524,772 564	870 490,428 564	930 524,772 564
千葉	3,940 2,577,952 654	370 234,792 635	130 95,364 734	160 116,208 726	260 191,700 737	250 180,900 724
東京	59,586 31,055,278 521	2,251 1,577,784 701	2,020 1,479,007 732	3,120 3,981,259 1,276	3,141 2,881,106 917	3,262 1,793,492 550
三重	8,455 5,387,688 637	60 35,640 594	30 24,948 832	1,240 874,908 706	1,030 628,452 610	1,010 605,556 600
福岡	1,380 860,004 623	10 4,320 432		20 3,240 162		
冷さんま	213,780	7,873	9,594	6,127	7,563	6,866
合計	66,225,224	2,440,099	2,927,548	2,302,598	3,189,511	4,617,154
平均単価	310	310	305	376	422	672
福島	133,078 32,247,836 242	5,460 1,511,266 277	4,728 1,033,388 219	3,355 791,597 236	4,090 954,380 233	3,105 846,320 273
北海道	21,135 5,916,726 280	780 344,520 442	990 431,352 436	1,130 492,372 436	900 395,820 440	120 55,188 460
岩手	22,820 13,575,300 595				290 594,604 2,050	1,210 2,478,467 2,048
宮城	1,228 353,243 288	238 71,885 302	127 41,074 323	127 41,251 325	105 34,071 324	124 40,884 330

上段：数量=kg
 单位 中断：金額=円
 下段：単価=円

9月	10月	11月	12月	1月	2月	3月
4,952	804	6,696	1,805	458	8,156	2,332
1,358,941	323,967	2,596,676	580,834	218,515	2,729,245	807,980
274	403	388	322	477	335	346
						100
						30,240
						302
50	180	110	150	90	7,560	860
32,400	112,320	71,280	92,880	58,320	2,482,596	293,436
648	624	648	619	648	328	341
3,000						
534,600						
178						
1,842	624	6,586	1,655	368	596	1,372
753,061	211,647	2,525,396	487,954	160,195	246,649	484,304
409	339	383	295	435	414	353
60						
38,880						
648						
14,771	16,016	24,979	21,726	13,704	19,045	23,955
8,529,039	8,470,732	11,931,038	9,520,321	6,356,620	7,435,569	8,983,575
577	529	478	438	464	390	375
4,089	4,757	3,011	3,138	2,283	4,080	6,440
1,945,725	2,091,129	1,921,511	2,615,998	1,569,358	2,001,954	2,854,463
476	440	638	834	687	491	443
1,749	829	4,557	1,261	534	410	
856,494	478,170	2,317,356	708,048	269,244	133,164	
490	577	509	561	504	325	
						46
						195,071
						4,241
4,725	4,292	4,670	300	6,090	5,035	12,610
2,884,086	2,308,446	2,522,880	197,640	1,564,596	1,342,802	3,048,948
610	538	540	659	257	267	242
830	930	320	2,060	53	50	50
472,824	528,552	179,388	969,138	26,903	25,380	25,380
570	568	561	470	508	508	508
310	250	100	180	110	960	860
232,092	186,300	74,520	111,780	75,060	565,812	513,424
749	745	745	621	682	589	597
2,188	3,518	11,091	13,952	3,264	8,090	3,689
1,606,890	1,994,587	4,122,231	4,346,181	1,974,931	3,097,321	2,200,489
734	567	372	312	605	383	597
880	1,440	1,230	535	870	130	
530,928	883,548	793,152	377,460	547,992	85,104	
603	614	645	706	630	655	
			300	500	290	260
			194,076	328,536	184,032	145,800
			647	657	635	561
11,289	31,275	39,466	34,700	11,111	23,653	24,263
6,299,164	10,600,376	10,492,788	8,931,980	3,409,211	4,827,759	6,187,036
558	339	266	257	307	204	255
7,787	10,479	19,078	21,936	8,249	22,526	22,285
2,570,918	3,599,727	5,184,594	5,762,460	1,956,574	4,050,127	3,986,485
330	344	272	263	237	180	179
90		3,860	11,570	1,695		
38,880		1,375,704	2,178,792	604,098		
432		356	188	356		
1,050	19,155	275	105	20	10	705
2,179,224	6,025,327	585,403	223,172	42,508	21,254	1,425,341
2,075	315	2,129	2,125	2,125	2,125	2,022
212	295					
67,630	56,448					
319	191					

(2) 冷凍

品目別・出荷地	計	4月	5月	6月	7月	8月
冷さんま	15,438	410	2,055	1,100	2,020	2,097
茨城	8,910,985	216,810	1,042,146	746,064	1,045,785	1,088,986
	577	529	507	678	518	519
千葉	14,635					
	1,352,543					
	92					
東京	5,430	985	1,694	415	158	210
	3,852,391	295,618	379,588	231,314	164,851	107,309
	709	300	224	557	1,043	511
広島	16					
	16,200					
	1,013					
冷かれい	253,922	20,719	15,912	16,358	24,488	33,804
合計	158,264,385	12,028,257	10,988,977	11,418,821	16,381,210	14,249,829
平均単価	623	581	691	698	669	422
福島	37,704	4,113	3,579	2,499	2,826	2,620
	24,279,697	2,789,684	2,523,876	1,586,299	1,807,067	1,630,172
	644	678	705	635	639	622
宮城	122,446	9,371	8,395	8,816	14,911	25,277
	67,993,439	4,955,396	5,445,499	5,638,894	10,022,982	7,935,559
	555	529	649	640	672	314
茨城	416					
	238,302					
	573					
栃木	20					
	18,036					
	902					
東京	63,120	4,615	2,134	4,416	5,522	5,042
	49,569,413	3,343,901	2,027,158	3,852,564	3,877,565	4,142,478
	785	725	950	872	702	822
三重	29,906	2,620	1,804	627	1,229	865
	15,816,658	939,276	992,444	341,064	673,596	541,620
	529	359	550	544	548	626
福岡	310					
	348,840					
	1,125					
冷たい	56,725	3,824	7,082	2,782	5,314	4,185
合計	64,487,418	3,964,962	7,660,743	3,507,414	5,713,353	4,711,084
平均単価	1,137	1,037	1,082	1,261	1,075	1,126
福島	3,145	71	127	140	423	197
	6,229,018	115,744	245,171	277,884	769,263	421,308
	1,981	1,630	1,930	1,985	1,819	2,139
青森	2,358	270	217	171	98	315
	3,061,152	262,440	288,360	203,472	107,244	362,718
	1,298	972	1,329	1,190	1,094	1,151
宮城	13,766	1,113	1,491	842	2,172	1,582
	14,731,738	1,212,795	1,709,077	1,169,208	2,228,283	1,568,412
	1,070	1,090	1,146	1,389	1,026	991
茨城	2,324	916	845			
	1,980,434	715,046	656,916			
	852	781	777			
埼玉	666	60	60	70	36	30
	686,880	64,800	64,800	75,600	31,860	32,400
	1,031	1,080	1,080	1,080	885	1,080
東京	33,841	1,307	4,295	1,491	2,553	1,989
	36,986,468	1,490,619	4,623,141	1,698,738	2,531,775	2,251,078
	1,093	1,140	1,076	1,139	992	1,132
神奈川	230	40		20		40
	211,950	30,240		15,120		30,240
	922	756		756		756
石川	320	32	32	48	32	32
	457,056	44,928	44,928	67,392	44,928	44,928
	1,428	1,404	1,404	1,404	1,404	1,404
三重	75	15	15			
	142,722	28,350	28,350			
	1,903	1,890	1,890			

上段：数量=kg
 单位 中断：金額=円
 下段：単価=円

9月	10月	11月	12月	1月	2月	3月
1,423	775	1,308	1,054	998	1,013	1,185
798,930	400,788	868,536	685,908	637,470	639,738	739,824
561	517	664	651	639	632	624
100	140	14,355				40
41,472	45,360	1,255,775				9,936
415	324	87				248
627	431	590	35	145	104	36
602,110	472,726	1,222,776	81,648	163,296	116,640	14,515
960	1,097	2,073	2,333	1,126	1,122	403
				4		12
				5,265		10,935
				1,316		911
17,902	17,084	16,080	28,450	19,249	21,386	22,490
11,663,718	11,071,927	11,028,891	16,145,308	13,542,710	13,832,458	15,912,279
652	648	686	567	704	647	708
2,437	2,342	2,547	3,670	3,027	2,911	5,133
1,402,197	1,466,234	1,885,816	2,620,695	1,905,753	1,890,049	2,771,855
575	626	740	714	630	649	540
5,945	8,686	6,127	17,028	3,727	6,288	7,875
3,952,606	5,631,865	3,970,167	8,335,408	2,984,472	4,156,726	4,963,865
665	648	648	490	801	661	630
		291	14		111	
		179,820	4,536		53,946	
		618	324		486	
						20
						18,036
						902
7,584	3,827	5,300	4,709	5,957	9,004	5,010
5,349,929	3,090,982	4,125,686	3,723,105	5,683,252	5,400,604	4,952,189
705	808	778	791	954	600	988
1,936	2,229	1,815	3,019	6,538	3,052	4,172
958,986	882,846	867,402	1,449,684	2,969,233	2,305,213	2,895,294
495	396	478	480	454	755	694
			10		20	280
			11,880		25,920	311,040
			1,188		1,296	1,111
3,948	8,059	4,967	6,377	4,149	3,280	2,758
4,501,906	8,979,961	5,197,794	7,840,915	4,845,838	3,660,290	3,903,158
1,140	1,114	1,046	1,230	1,168	1,116	1,415
149	548	432	432	282	100	244
316,948	1,078,559	797,491	827,598	506,898	216,238	655,916
2,127	1,968	1,846	1,916	1,798	2,162	2,688
100	55	100	278	230	135	389
118,044	65,340	118,800	366,120	327,564	199,800	641,250
1,180	1,188	1,188	1,317	1,424	1,480	1,648
1,965	753	2,945	671	135	77	20
2,022,512	797,921	2,618,796	993,524	235,980	116,370	58,860
1,029	1,060	889	1,481	1,748	1,511	2,943
				563		
				608,472		
				1,081		
74	30	56	94	8	80	68
76,032	32,400	56,700	98,064	7,560	81,000	65,664
1,027	1,080	1,013	1,043	945	1,013	966
1,597	6,643	1,394	4,824	2,931	2,868	1,949
1,872,628	6,948,069	1,575,767	5,423,849	3,159,364	3,031,762	2,379,678
1,173	1,046	1,130	1,124	1,078	1,057	1,221
		40	30		20	40
		30,240	64,368		15,120	26,622
		756	2,146		756	666
48			48			48
67,392			67,392			75,168
1,404			1,404			1,566
15	30					
28,350	57,672					
1,890	1,922					

(2) 冷凍

品目別・出荷地	計	4月	5月	6月	7月	8月
冷赤魚	546,513	32,498	93,722	38,528	49,209	75,032
合計	289,951,966	17,046,574	37,991,677	19,365,398	23,288,464	36,075,411
平均単価	531	525	405	503	473	481
福島	207,791 108,582,139 523	7,736 4,680,945 605	74,458 27,536,987 370	19,584 9,152,589 467	26,120 11,224,505 430	23,524 11,878,262 505
宮城	206,244 90,249,473 438	12,464 5,191,986 417	10,256 4,115,738 401	11,198 4,402,616 393	14,044 6,292,410 448	41,429 17,470,362 422
東京	111,713 77,880,224 697	11,164 6,585,325 590	7,441 5,441,619 731	6,906 5,379,273 779	8,226 5,303,661 645	9,365 6,316,959 675
三重	20,765 13,240,130 638	1,134 588,318 519	1,567 897,333 573	840 430,920 513	819 467,888 571	714 409,828 574
冷さけ	128,169	10,868	11,064	13,059	11,218	10,774
合計	127,138,682	10,470,808	10,721,566	14,666,256	11,896,769	11,042,632
平均単価	992	963	969	1,123	1,061	1,025
福島	19,164 27,925,261 1,457	1,872 2,017,940 1,078	1,217 1,922,672 1,580	3,186 4,290,497 1,347	2,010 2,919,413 1,452	1,833 2,710,369 1,479
北海道	390 285,768 733	50 33,480 670	230 170,208 740	110 82,080 746		
青森	3,262 2,095,122 642					1,550 1,034,100 667
宮城	15,752 16,140,088 1,025	1,650 1,440,450 873	3,040 2,732,400 899	2,635 3,745,845 1,422	1,842 2,134,389 1,159	1,815 1,940,220 1,069
茨城	15,876 11,281,950 711	1,298 861,354 664	1,208 854,469 707	1,713 1,221,102 713	940 677,781 721	970 698,058 720
千葉	1,710 1,365,876 799				10 7,560 756	
東京	65,425 61,736,877 944	5,598 5,746,604 1,027	4,944 4,646,537 940	5,015 4,937,932 985	5,841 5,613,846 961	3,906 4,058,325 1,039
三重	6,570 6,282,900 956	400 370,980 927	425 395,280 930	400 388,800 972	575 543,780 946	700 601,560 859
京都	20 24,840 1,242					
冷ます	35,871	2,025	2,190	1,805	4,079	4,984
合計	59,199,991	3,278,340	3,737,448	3,130,542	6,159,316	8,145,090
平均単価	1,650	1,619	1,707	1,734	1,510	1,634
福島	287 327,024 1,139			53 70,632 1,333	50 54,000 1,080	27 25,272 936
宮城	11,760 19,553,189 1,663	1,069 1,711,260 1,601	720 1,242,540 1,726	948 1,530,360 1,614	818 1,242,000 1,518	320 752,760 2,352
千葉	2,340 1,785,996 763	200 146,880 734	210 154,224 734	150 110,160 734	200 146,880 734	200 146,880 734
東京	21,414 37,393,013 1,746	756 1,420,200 1,879	1,260 2,340,684 1,858	654 1,419,390 2,170	3,011 4,716,436 1,566	4,437 7,220,178 1,627
静岡	20 66,789 3,339					
京都	50 73,980 1,480					

上段：数量=kg
 单位 中断：金額=円
 下段：単価=円

9月	10月	11月	12月	1月	2月	3月
46,046 25,209,163 547	39,723 22,210,516 559	24,361 15,464,800 635	36,879 27,364,675 742	24,043 14,799,360 616	34,329 20,238,953 590	52,143 30,896,975 593
12,058 7,597,878 630	8,211 5,271,116 642	5,404 4,610,683 853	8,051 9,594,088 1,192	6,028 3,906,928 648	5,014 3,968,137 791	11,603 9,160,021 789
19,491 8,076,899 414	20,372 9,399,577 461	9,698 4,359,828 450	11,422 5,489,170 481	9,323 4,467,049 479	19,441 8,776,665 451	27,106 12,207,173 450
12,565 8,357,501 665	10,138 6,918,261 682	8,233 5,848,203 710	12,906 9,106,756 706	7,946 5,936,429 747	6,949 5,411,787 779	9,874 7,274,450 737
1,932 1,176,885 609	1,002 621,562 620	1,026 646,086 630	4,500 3,174,661 705	746 488,954 655	2,925 2,082,364 712	3,560 2,255,331 634
9,932 9,602,924 967	11,559 10,196,962 882	8,638 8,862,993 1,026	11,605 11,394,761 982	8,729 9,341,515 1,070	10,447 9,348,858 895	10,276 9,592,638 933
1,327 2,234,200 1,684	1,531 2,372,050 1,549	1,335 2,220,545 1,663	1,404 2,289,780 1,631	1,248 2,011,744 1,612	928 1,467,670 1,582	1,273 1,468,381 1,153
800 520,884 651	200 103,680 518		70 41,040 586	630 366,336 581		12 29,082 2,424
425 456,570 1,074	765 675,540 883	652 610,470 936	684 606,690 887	75 76,950 1,026	754 446,434 592	1,415 1,274,130 900
2,280 1,620,972 711	1,183 846,612 716	1,178 846,207 718	1,453 1,047,978 721	1,433 1,025,784 716	945 675,567 715	1,275 906,066 711
250 189,000 756	600 463,212 772	420 338,688 806	340 289,656 852	90 77,760 864		
4,650 4,406,338 948	6,630 5,242,848 791	4,428 4,284,673 968	7,294 6,794,537 932	4,353 5,009,931 1,151	7,520 6,435,997 856	5,246 4,559,309 869
200 174,960 875	650 493,020 758	625 562,410 900	350 313,200 895	900 773,010 859	300 323,190 1,077	1,045 1,342,710 1,285
			10 11,880 1,188			10 12,960 1,296
3,626 5,734,314 1,581	1,543 2,728,350 1,768	1,902 3,185,784 1,675	4,412 7,737,411 1,754	2,439 4,101,516 1,682	3,257 5,275,476 1,620	3,609 5,986,404 1,659
144 101,088 702			13 76,032 5,849			
160 368,280 2,302	849 1,484,136 1,748	670 1,195,560 1,784	2,507 4,198,586 1,675	1,386 2,177,712 1,571	475 800,280 1,685	1,838 2,849,715 1,550
250 191,700 767	180 141,912 788	150 118,260 788	180 140,292 779	190 149,796 788	270 212,868 788	160 126,144 788
3,072 5,073,246 1,651	514 1,102,302 2,145	1,082 1,871,964 1,730	1,712 3,322,501 1,941	863 1,774,008 2,056	2,512 4,262,328 1,697	1,541 2,869,776 1,862
						20 66,789 3,339
						50 73,980 1,480

(2) 冷凍

品目別・出荷地	計	4月	5月	6月	7月	8月
冷たら	56,445	4,114	3,979	3,802	4,940	5,178
合計	85,416,819	6,034,710	6,397,234	6,390,801	7,452,473	7,421,312
平均単価	1,513	1,467	1,608	1,681	1,509	1,433
福島	7,792 13,837,411 1,776	348 655,964 1,885	480 1,225,738 2,554	535 1,024,639 1,915	549 936,449 1,706	801 1,220,692 1,524
青森	30 24,300 810				30 24,300 810	
宮城	27,895 41,994,255 1,505	2,425 3,260,053 1,344	2,654 3,832,277 1,444	1,468 2,317,468 1,579	1,783 2,748,543 1,542	2,576 3,626,010 1,408
東京	18,722 27,295,020 1,458	1,341 2,118,693 1,580	745 1,128,567 1,515	1,779 3,006,074 1,690	2,568 3,737,241 1,455	1,554 2,265,633 1,458
三重	1,006 1,562,969 1,554		100 210,652 2,107	20 42,620 2,131	10 5,940 594	247 308,977 1,251
福岡	1,000 702,864 703					
冷さわら	12,725	1,761	1,396	1,106	1,255	1,133
合計	10,426,894	1,487,851	1,171,854	812,334	992,142	877,770
平均単価	819	845	839	734	791	775
福島	1,390 1,754,343 1,262	183 217,512 1,189	147 193,374 1,315	116 137,010 1,181	135 165,942 1,229	144 187,002 1,299
東京	6,315 4,277,167 677	858 678,067 790	469 328,752 701	580 319,788 551	630 385,776 612	479 247,212 516
三重	5,020 4,395,384 876	720 592,272 823	780 649,728 833	410 355,536 867	490 440,424 899	510 443,556 870
冷めぬけ	7,556	450	352	487	554	721
合計	5,825,834	338,796	262,656	331,603	380,894	530,485
平均単価	771	753	746	681	688	736
福島	861 760,300 883			35 39,291 1,123	48 49,248 1,026	91 79,315 872
宮城	6,685 5,058,082 757	450 338,796 753	352 262,656 746	452 292,312 647	506 331,646 655	630 451,170 716
東京	10 7,452 745					
冷きす	6,045	476	325	376	483	541
合計	10,687,536	832,170	472,638	604,074	892,788	1,008,426
平均単価	1,768	1,748	1,454	1,607	1,848	1,864
茨城	2,464 4,469,112 1,814	470 824,070 1,753	130 228,990 1,761	234 379,326 1,621	219 437,028 1,996	443 780,222 1,761
東京	3,581 6,218,424 1,737	6 8,100 1,350	195 243,648 1,249	142 224,748 1,583	264 455,760 1,726	98 228,204 2,329
冷にしん	12,338	966	1,064	1,636	1,236	1,047
合計	3,346,044	263,945	288,642	439,515	362,404	290,649
平均単価	271	273	271	269	293	278
宮城	10 2,160 216				10 2,160 216	
茨城	1,540 831,600 540	95 51,300 540	140 75,600 540	215 116,100 540	260 140,400 540	165 89,100 540
東京	10,788 2,512,284 233	871 212,645 244	924 213,042 231	1,421 323,415 228	966 219,844 228	882 201,549 229

上段：数量=kg
 单位 中断：金額=円
 下段：単価=円

9月	10月	11月	12月	1月	2月	3月
5,245	4,932	5,888	9,036	3,319	2,826	3,186
7,293,090	7,368,554	8,719,264	14,466,918	5,467,234	3,889,763	4,515,466
1,390	1,494	1,481	1,601	1,647	1,376	1,417
862	963	870	1,177	431	371	405
1,293,764	1,460,365	1,328,182	2,363,065	900,396	704,093	724,064
1,501	1,516	1,527	2,008	2,089	1,898	1,788
3,060	2,448	3,228	3,913	1,775	1,227	1,338
3,977,841	3,454,586	5,011,995	6,780,862	3,311,790	1,668,832	2,003,998
1,300	1,411	1,553	1,733	1,866	1,360	1,498
1,215	1,274	1,179	3,313	1,113	1,218	1,423
1,871,490	2,092,567	1,845,258	4,707,467	1,255,048	1,504,418	1,762,564
1,540	1,643	1,565	1,421	1,128	1,235	1,239
108	247	111	133		10	20
149,995	361,036	182,829	263,660		12,420	24,840
1,389	1,462	1,647	1,982		1,242	1,242
		500	500			
		351,000	351,864			
		702	704			
857	771	777	1,140	615	773	1,141
714,258	536,177	829,224	862,304	524,459	715,230	903,291
833	695	1,067	756	853	925	792
97	61	57	121	95	93	141
114,210	82,793	70,632	136,436	107,255	154,386	187,791
1,177	1,357	1,239	1,128	1,129	1,660	1,332
250	450	420	519	360	330	970
145,800	209,520	510,084	286,092	265,896	230,040	670,140
583	466	1,214	551	739	697	691
510	260	300	500	160	350	30
454,248	243,864	248,508	439,776	151,308	330,804	45,360
891	938	828	880	946	945	1,512
467	1,274	562	872	321	582	914
357,048	827,453	465,178	779,436	254,534	507,234	790,517
765	649	828	894	793	872	865
32	102	52	32	11	144	314
27,216	87,955	44,842	27,648	9,158	124,590	271,037
851	862	862	864	833	865	863
425	1,172	510	840	310	438	600
322,380	739,498	420,336	751,788	245,376	382,644	519,480
759	631	824	895	792	874	866
10						
7,452						
745						
496	830	630	1,015	250	245	378
771,120	1,098,576	981,612	1,910,628	651,888	551,556	912,060
1,555	1,324	1,558	1,882	2,608	2,251	2,413
193	280	120	280		55	40
350,676	364,068	299,700	671,328		77,220	56,484
1,817	1,300	2,498	2,398		1,404	1,412
303	550	510	735	250	190	338
420,444	734,508	681,912	1,239,300	651,888	474,336	855,576
1,388	1,335	1,337	1,686	2,608	2,497	2,531
1,021	419	839	1,836	500	938	836
304,807	135,993	219,908	441,755	133,490	244,571	220,365
299	325	262	241	267	261	264
230	125	90	65	40	70	45
124,200	67,500	48,600	35,100	21,600	37,800	24,300
540	540	540	540	540	540	540
791	294	749	1,771	460	868	791
180,607	68,493	171,308	406,655	111,890	206,771	196,065
228	233	229	230	243	238	248

(2) 冷凍

品目別・出荷地	計	4月	5月	6月	7月	8月
冷ほっけ	389,471	39,654	44,477	32,604	37,862	24,197
合計	226,716,262	22,644,777	24,847,376	18,995,331	21,309,945	14,360,345
平均単価	582	571	559	583	563	593
福島	30,908 22,547,106 729	2,625 1,693,517 645	2,937 1,792,393 610	6,256 3,932,700 629	3,027 1,899,546 628	2,037 1,468,140 721
宮城	354,235 201,552,062 569	36,814 20,779,149 564	41,381 22,948,448 555	25,951 14,822,544 571	34,500 19,235,890 558	21,736 12,589,965 579
茨城	270 210,243 779					270 210,243 779
東京	4,058 2,406,851 593	215 172,111 801	159 106,535 670	397 240,087 605	335 174,509 521	154 91,997 597
冷いか	111,778	12,701	10,250	8,342	8,307	10,827
合計	109,088,746	10,037,600	8,742,562	8,161,988	8,437,710	10,647,020
平均単価	976	790	853	978	1,016	983
福島	14,079 17,192,588 1,221	1,447 1,602,084 1,107	1,367 1,593,985 1,166	1,313 1,358,149 1,034	1,353 1,512,728 1,118	1,737 2,022,891 1,165
北海道	10,039 17,547,926 1,748	462 902,524 1,954	434 871,560 2,008	784 1,362,420 1,738	815 1,482,278 1,819	1,261 2,180,304 1,729
青森	59,068 28,489,236 482	6,558 3,099,146 473	6,446 2,946,131 457	4,245 2,093,688 493	4,135 2,087,068 505	5,748 2,961,346 515
宮城	1,462 3,365,064 2,302	98 216,648 2,211	96 228,096 2,376	80 190,080 2,376	126 265,464 2,107	88 209,088 2,376
茨城	3,993 2,154,924 540	2,354 1,067,634 454	316 173,880 550	303 175,878 580	288 139,968 486	288 163,728 569
千葉	48 52,229 1,088	10 7,020 702	10 7,020 702	10 7,020 702	10 7,020 702	
東京	8,582 14,262,750 1,662	440 811,533 1,844	400 835,748 2,089	297 610,524 2,056	373 738,558 1,980	364 787,212 2,163
新潟	12,314 22,360,669 1,816	1,072 1,895,771 1,768	1,061 1,885,262 1,777	1,120 2,046,169 1,827	1,084 2,006,446 1,851	1,121 1,954,171 1,743
兵庫	23 30,780 1,338				23 30,780 1,338	
沖縄	2,170 3,632,580 1,674	260 435,240 1,674	120 200,880 1,674	190 318,060 1,674	100 167,400 1,674	220 368,280 1,674
冷たこ	2,924	173	177	187	286	147
合計	4,471,610	301,687	334,282	338,666	436,579	254,578
平均単価	1,529	1,744	1,889	1,811	1,527	1,732
福島	110 149,580 1,360					
青森	1,568 2,469,052 1,575	100 170,683 1,707	60 139,126 2,319	60 158,630 2,644	54 94,219 1,745	24 20,736 864
宮城	169 358,560 2,122	13 42,336 3,257	13 42,336 3,257		6 21,168 3,528	13 42,336 3,257
千葉	220 237,600 1,080		20 21,600 1,080	30 32,400 1,080	60 64,800 1,080	
東京	799 1,191,478 1,491	60 88,668 1,478	84 131,220 1,562	79 133,056 1,684	126 205,632 1,632	110 191,506 1,741

上段：数量=kg
 单位 中断：金額=円
 下段：単価=円

9月	10月	11月	12月	1月	2月	3月
39,228 22,703,520 579	17,361 10,733,079 618	28,618 16,545,598 578	55,630 32,642,816 587	29,070 16,659,693 573	18,756 11,696,548 624	22,014 13,577,234 617
3,404 2,471,562 726	1,235 1,056,312 855	1,200 1,184,284 987	3,392 2,891,946 853	1,477 1,313,016 889	1,667 1,482,062 889	1,651 1,361,628 825
35,617 20,097,236 564	15,530 9,341,444 602	26,198 14,713,008 562	52,048 29,619,791 569	27,456 15,254,211 556	16,721 9,999,354 598	20,283 12,151,022 599
207 134,722 651	596 335,323 563	1,220 648,306 531	190 131,079 690	137 92,466 675	368 215,132 585	80 64,584 807
8,722 8,883,312 1,018	7,153 7,300,670 1,021	8,531 8,070,717 946	10,715 11,048,965 1,031	7,825 7,056,024 902	8,528 9,915,828 1,163	9,877 10,786,350 1,092
1,544 1,550,631 1,004	572 1,012,533 1,770	604 1,074,823 1,780	1,394 1,805,674 1,295	593 1,096,952 1,850	525 946,893 1,804	1,630 1,615,245 991
963 1,730,484 1,797	826 1,416,690 1,715	686 1,209,038 1,762	1,724 2,743,114 1,591	442 885,276 2,003	786 1,253,664 1,595	856 1,510,574 1,765
4,273 2,043,165 478	3,767 1,820,340 483	4,114 1,963,440 477	5,759 2,774,382 482	5,062 2,304,741 455	4,017 1,919,786 478	4,944 2,476,003 501
90 197,640 2,196	104 231,552 2,226	154 356,184 2,313	258 596,808 2,313	128 304,128 2,376	136 322,272 2,370	104 247,104 2,376
166 92,016 554	13 28,134 2,164	8 22,464 2,808		229 277,344 1,211	28 13,878 496	
	4 10,152 2,538	4 13,997 3,499				
346 853,362 2,466	700 631,454 902	1,915 1,527,552 798	231 732,672 3,172	345 347,976 1,009	2,080 3,708,936 1,783	1,091 2,677,223 2,454
1,180 2,148,174 1,820	1,017 1,898,715 1,867	866 1,601,899 1,850	1,069 1,927,595 1,803	826 1,504,807 1,822	856 1,582,999 1,849	1,042 1,908,661 1,832
160 267,840 1,674	150 251,100 1,674	180 301,320 1,674	280 468,720 1,674	200 334,800 1,674	100 167,400 1,674	210 351,540 1,674
275 352,836 1,283	133 169,128 1,272	125 168,264 1,346	1,043 1,509,948 1,448	89 130,140 1,462	36 64,908 1,803	253 410,594 1,623
						110 149,580 1,360
10 14,580 1,458	70 102,060 1,458	50 72,900 1,458	1,000 1,435,212 1,435	50 72,900 1,458	20 29,160 1,458	70 158,846 2,269
80 62,208 778	13 42,336 3,257	6 21,168 3,528	13 42,336 3,257		6 21,168 3,528	6 21,168 3,528
60 64,800 1,080			30 32,400 1,080	20 21,600 1,080		
125 211,248 1,690	50 24,732 495	69 74,196 1,075		19 35,640 1,876	10 14,580 1,458	67 81,000 1,209

(2) 冷凍

品目別・出荷地	計	4月	5月	6月	7月	8月
冷たこ	58			18	40	
兵庫	65,340			14,580	50,760	
	1,127			810	1,269	
冷えび	177,126	14,227	14,423	13,878	13,017	17,228
合計	448,131,833	33,386,647	35,938,648	32,618,389	32,032,873	41,057,407
平均単価	2,530	2,347	2,492	2,350	2,461	2,383
福島	13,568	943	1,039	1,012	927	1,426
	34,424,280	2,851,463	2,711,161	2,525,229	2,465,844	3,486,011
	2,537	3,024	2,609	2,495	2,660	2,445
北海道	5,138	640	546	432	412	516
	15,388,722	1,673,136	1,523,016	1,151,388	1,245,197	1,508,544
	2,995	2,614	2,789	2,665	3,022	2,924
岩手	132		12		120	
	341,716		31,065		310,651	
	2,589		2,589		2,589	
宮城	54,638	4,672	4,455	3,803	4,550	5,804
	128,010,190	10,501,600	10,056,359	8,818,643	10,425,734	11,939,345
	2,343	2,248	2,257	2,319	2,291	2,057
茨城	16,641	877	1,105	1,157	1,163	1,902
	63,587,209	3,359,095	3,965,723	4,076,737	4,098,931	6,928,433
	3,821	3,830	3,589	3,524	3,524	3,643
千葉	2,431	524	206	327	141	106
	8,512,506	1,378,188	734,508	865,944	462,780	465,912
	3,502	2,630	3,566	2,648	3,282	4,395
東京	55,599	4,821	5,204	5,230	3,620	4,411
	124,418,162	9,957,277	12,483,318	10,359,586	8,044,310	8,735,947
	2,238	2,065	2,399	1,981	2,222	1,980
岐阜	13,120	694	614	670	830	1,327
	35,487,791	1,734,804	1,633,500	1,756,728	2,113,494	3,333,597
	2,705	2,500	2,660	2,622	2,546	2,512
静岡	328					
	861,840					
	2,628					
三重	13,708	1,006	1,159	877	1,078	1,408
	32,513,762	1,784,700	2,608,038	2,216,550	2,568,240	3,763,692
	2,372	1,774	2,250	2,527	2,382	2,673
兵庫	1,675	12	41	370	168	316
	3,895,139	69,660	115,236	847,584	220,968	780,840
	2,325	5,805	2,811	2,291	1,315	2,471
福岡	148	38	42		8	12
	690,516	76,724	76,724		76,724	115,086
	4,666	2,019	1,827		9,591	9,591
冷きんき	62,676	5,260	3,878	4,672	3,204	5,143
合計	53,975,627	4,620,455	3,057,742	3,612,384	3,417,290	4,600,165
平均単価	861	878	788	773	1,067	894
福島	1,677	78		646	126	174
	2,192,983	117,936		658,886	195,167	141,750
	1,308	1,512		1,020	1,549	815
青森	1,210	234	240	138	210	
	4,548,420	936,900	950,400	546,480	799,200	
	3,759	4,004	3,960	3,960	3,806	
宮城	55,349	4,948	2,216	890	2,868	4,969
	45,150,979	3,565,619	1,662,284	788,271	2,422,923	4,458,415
	816	721	750	886	845	897
東京	4,440		1,422	2,998		
	2,083,245		445,058	1,618,747		
	469		313	540		
冷メルルーサ	441	61	55	25	30	50
合計	642,264	68,796	95,040	43,200	43,200	70,200
平均単価	1,456	1,128	1,728	1,728	1,440	1,404
宮城	215					30
	325,080					45,360
	1,512					1,512
東京	216	61	55	25	30	10
	309,624	68,796	95,040	43,200	43,200	17,280
	1,433	1,128	1,728	1,728	1,440	1,728

上段：数量=kg
 单位 中断：金額=円
 下段：単価=円

9月	10月	11月	12月	1月	2月	3月
13,415	12,368	13,835	26,539	10,553	10,419	17,224
29,944,032	30,572,032	34,852,298	81,527,944	28,605,954	27,610,049	39,985,560
2,232	2,472	2,519	3,072	2,711	2,650	2,322
1,047	944	1,072	1,804	1,057	1,031	1,266
2,524,901	2,487,937	2,644,131	4,439,886	2,583,882	2,554,756	3,149,079
2,412	2,636	2,467	2,461	2,445	2,478	2,487
348	427	240	618	278	234	447
1,172,880	1,478,736	942,192	1,958,684	711,504	740,146	1,283,299
3,370	3,463	3,926	3,169	2,559	3,163	2,871
3,877	3,567	4,416	6,324	2,364	3,625	7,181
8,611,519	8,040,048	10,090,967	19,661,348	6,038,790	9,738,269	14,087,568
2,221	2,254	2,285	3,109	2,554	2,686	1,962
1,132	1,114	1,103	4,376	856	696	1,160
3,840,763	3,893,137	4,307,920	20,099,251	3,289,034	2,140,212	3,587,973
3,393	3,495	3,906	4,593	3,842	3,075	3,093
123	61	174	303	91	159	216
456,840	266,382	780,624	1,238,328	408,456	625,536	829,008
3,714	4,367	4,486	4,087	4,489	3,934	3,838
4,601	4,463	4,978	8,883	3,436	2,791	3,161
7,945,571	9,960,922	11,308,788	23,005,738	7,889,136	7,334,659	7,392,910
1,727	2,232	2,272	2,590	2,296	2,628	2,339
1,369	927	788	1,725	990	993	2,193
3,426,994	2,403,540	2,227,126	5,369,356	2,838,974	2,667,228	5,982,450
2,503	2,593	2,826	3,113	2,868	2,686	2,728
			8	148	133	39
			17,496	388,152	352,512	103,680
			2,187	2,623	2,650	2,658
829	827	1,008	1,984	1,309	737	1,486
1,777,680	1,867,428	2,397,708	4,435,668	4,311,642	1,371,929	3,410,487
2,144	2,258	2,379	2,236	3,294	1,862	2,295
81	34	52	510	16	10	65
110,160	135,540	114,480	1,263,827	69,660	46,440	120,744
1,360	3,986	2,202	2,478	4,354	4,644	1,858
8	4	4	4	8	10	10
76,724	38,362	38,362	38,362	76,724	38,362	38,362
9,591	9,591	9,591	9,591	9,591	3,836	3,836
2,453	8,294	6,841	11,156	5,002	1,898	4,875
2,358,522	8,137,353	5,906,874	9,575,231	3,404,755	1,655,236	3,629,620
961	981	863	858	681	872	745
50	7	22	209		13	352
78,300	16,740	85,730	620,136		8,424	269,914
1,566	2,391	3,897	2,967		648	767
130	258					
293,760	1,021,680					
2,260	3,960					
2,273	8,019	6,819	10,947	5,002	1,885	4,513
1,986,462	7,084,893	5,821,144	8,955,095	3,404,755	1,646,812	3,354,306
874	884	854	818	681	874	743
	10					10
	14,040					5,400
	1,404					540
20	20	15	47	44	34	40
30,240	30,240	22,680	68,720	62,294	47,174	60,480
1,512	1,512	1,512	1,462	1,416	1,387	1,512
20	20	15	40	30	20	40
30,240	30,240	22,680	60,480	45,360	30,240	60,480
1,512	1,512	1,512	1,512	1,512	1,512	1,512
			7	14	14	
			8,240	16,934	16,934	
			1,177	1,210	1,210	

(2) 冷凍

品目別・出荷地	計	4月	5月	6月	7月	8月
冷メルルーサ 三重	10 7,560 756					10 7,560 756
冷くじら 合計 平均単価	851 4,032,745 4,739	185 1,033,182 5,585	134 443,956 3,313	87 316,710 3,640	59 256,586 4,349	34 210,276 6,185
宮城	276 560,010 2,029	47 103,194 2,196	93 205,708 2,212	47 86,022 1,830	23 40,370 1,755	
東京	575 3,472,735 6,040	138 929,988 6,739	41 238,248 5,811	40 230,688 5,767	36 216,216 6,006	34 210,276 6,185
冷かに 合計 平均単価	92,311 281,014,194 3,044	4,793 10,649,485 2,222	6,468 18,848,253 2,914	3,160 8,354,738 2,644	4,810 13,246,083 2,754	6,460 18,462,503 2,858
福島	3,743 13,314,687 3,557	338 1,016,446 3,007	232 1,568,795 6,762	68 358,344 5,270		398 1,380,404 3,468
北海道	3,820 9,840,430 2,576	125 198,828 1,591	143 313,956 2,195	40 92,340 2,309	469 781,704 1,667	113 342,684 3,033
青森	359 2,785,698 7,760	1 0 0		21 198,720 9,463	28 278,208 9,936	4 39,420 9,855
宮城	33,188 94,179,283 2,838	948 2,190,899 2,311	2,416 7,385,730 3,057	1,286 3,358,787 2,612	1,320 4,270,537 3,235	975 3,722,425 3,818
茨城	5,944 18,924,948 3,184	308 710,424 2,307	338 1,246,212 3,687	113 400,032 3,540	368 813,456 2,210	857 2,962,764 3,457
千葉	4,464 28,288,256 6,337	164 624,024 3,805	311 1,646,136 5,293	143 459,000 3,210	105 421,729 4,016	223 1,241,026 5,565
東京	27,849 80,410,851 2,887	2,348 4,498,648 1,916	2,613 5,228,884 2,001	1,176 2,543,357 2,163	1,474 4,189,623 2,842	2,089 4,766,634 2,282
神奈川	670 3,615,818 5,397					200 1,013,040 5,065
大阪	7,024 12,660,019 1,802	385 654,480 1,700	115 198,720 1,728	59 101,520 1,721	730 1,303,020 1,785	1,385 2,328,804 1,681
兵庫	137 807,840 5,897	12 71,280 5,940	12 71,280 5,940	8 47,520 5,940	12 71,280 5,940	12 71,280 5,940
鳥取	434 3,915,679 9,022	44 402,576 9,149	44 450,360 10,235	20 120,658 6,033	48 464,314 9,673	20 128,434 6,422
福岡	323 699,408 2,165		10 22,464 2,246			
長崎	4,356 11,571,277 2,656	120 281,880 2,349	234 715,716 3,059	226 674,460 2,984	256 652,212 2,548	184 465,588 2,530
冷かつお 合計 平均単価	183,635 195,888,708 1,067	19,228 19,288,177 1,003	24,036 22,648,697 942	14,402 13,014,517 904	12,872 12,782,618 993	14,858 15,330,543 1,032
福島	22,037 15,053,864 683	3,469 2,510,329 724	3,901 2,683,422 688	3,153 2,157,570 684	905 592,564 655	1,544 1,025,352 664
宮城	86,978 83,957,442 965	8,172 7,790,576 953	11,680 10,803,030 925	8,353 7,757,285 929	7,760 7,448,354 960	6,676 6,352,455 952
茨城	8,045 7,021,566 873	355 241,542 680	1,735 1,183,680 682	1,575 1,326,888 842	2,465 2,419,578 982	1,700 1,670,760 983

上段：数量=kg
 单位 中断：金額=円
 下段：単価=円

9月	10月	11月	12月	1月	2月	3月
56 310,500 5,545	46 258,115 5,611	85 342,347 4,028	74 441,828 5,971	11 61,560 5,596	28 125,485 4,482	52 232,200 4,465
		42 81,851 1,949			9 20,185 2,243	15 22,680 1,512
56 310,500 5,545	46 258,115 5,611	43 260,496 6,058	74 441,828 5,971	11 61,560 5,596	19 105,300 5,542	37 209,520 5,663
3,650 11,629,616 3,186	4,818 12,881,321 2,674	7,393 22,125,647 2,993	34,862 124,245,780 3,564	5,452 14,623,960 2,682	5,447 14,131,998 2,594	4,998 11,814,810 2,364
126 621,088 4,929	40 84,240 2,106	346 1,365,595 3,947	814 2,970,730 3,650	578 1,553,627 2,688	484 1,374,247 2,839	319 1,021,171 3,201
85 174,204 2,049	318 858,016 2,698	291 615,330 2,115	1,665 4,863,024 2,921	441 1,167,480 2,647	36 109,188 3,033	94 323,676 3,443
5 6,750 1,350	6 9,720 1,620	4 39,744 9,936	278 2,147,040 7,723	12 66,096 5,508		
1,528 4,617,640 3,022	2,390 5,609,001 2,347	1,552 4,137,356 2,666	12,349 39,042,534 3,162	2,329 5,563,739 2,389	3,543 8,956,764 2,528	2,552 5,323,871 2,086
52 224,424 4,316	81 318,708 3,935	228 806,544 3,537	3,307 9,954,360 3,010	184 934,092 5,077	44 227,448 5,169	64 326,484 5,101
283 978,145 3,456	152 866,700 5,702	259 1,272,996 4,915	2,436 18,322,040 7,521	76 463,320 6,096	137 870,480 6,354	175 1,122,660 6,415
778 3,110,399 3,998	1,307 3,873,213 2,963	2,803 9,250,003 3,300	9,184 34,297,680 3,735	1,348 3,374,298 2,503	1,100 2,192,327 1,993	1,629 3,085,785 1,894
1 0 0	9 31,860 3,540	200 1,166,400 5,832	260 1,404,518 5,402			
690 1,230,498 1,783	360 641,790 1,783	1,300 2,260,980 1,739	1,688 3,235,507 1,917	312 704,700 2,259		
12 71,280 5,940	12 71,280 5,940	8 47,520 5,940	9 47,520 5,280	12 71,280 5,940	12 71,280 5,940	16 95,040 5,940
48 482,760 10,058	34 261,049 7,678	24 259,200 10,800	96 732,888 7,634	24 285,120 11,880	12 103,680 8,640	20 224,640 11,232
	13 38,664 2,974	60 155,520 2,592	240 482,760 2,012			
42 112,428 2,677	96 217,080 2,261	318 748,459 2,354	2,536 6,745,179 2,660	136 440,208 3,237	79 226,584 2,868	129 291,483 2,260
14,640 14,605,651 998	16,923 17,957,649 1,061	13,237 16,057,850 1,213	16,107 20,929,694 1,299	12,015 15,257,016 1,270	10,819 12,894,947 1,192	14,498 15,121,349 1,043
1,931 1,297,516 672	1,815 1,190,765 656	896 602,748 673	693 466,452 673	730 477,468 654	800 534,654 668	2,200 1,515,024 689
10,698 10,730,988 1,003	11,966 12,354,311 1,032	4,749 4,566,619 962	4,269 4,091,164 958	3,238 3,089,759 954	4,271 4,066,375 952	5,146 4,906,526 953
145 142,506 983				10 2,160 216		60 34,452 574

(2) 冷凍

品目別・出荷地	計	4月	5月	6月	7月	8月
冷かつお	3,709		1,549			
東京	3,535,917		1,477,707			
	953		954			
静岡	62,866	7,232	5,171	1,321	1,742	4,938
	86,319,919	8,745,730	6,500,858	1,772,774	2,322,122	6,281,976
	1,373	1,209	1,257	1,342	1,333	1,272
冷あゆ	796	66	60		160	250
合計	1,172,988	88,128	80,352		263,088	382,752
平均単価	1,474	1,335	1,339		1,644	1,531
東京	796	66	60		160	250
	1,172,988	88,128	80,352		263,088	382,752
	1,474	1,335	1,339		1,644	1,531
冷ほたて	55,272	5,097	3,916	5,061	3,709	6,675
合計	91,779,707	7,804,431	6,596,532	8,181,243	5,986,467	10,745,368
平均単価	1,661	1,531	1,685	1,617	1,614	1,610
福島	1,959	183	156	123	129	123
	2,652,816	234,009	199,908	158,517	166,844	160,072
	1,354	1,279	1,281	1,289	1,293	1,301
北海道	3,774	390	650	1,170	440	50
	4,422,136	432,864	734,832	1,319,328	492,480	70,200
	1,172	1,110	1,131	1,128	1,119	1,404
青森	7,248	10	110	880	160	
	9,995,648	25,920	248,400	1,657,314	319,032	
	1,379	2,592	2,258	1,883	1,994	
宮城	19,054	2,284	956	2,196	2,569	3,881
	28,713,204	2,891,106	1,385,856	3,877,848	4,426,909	4,840,992
	1,507	1,266	1,450	1,766	1,723	1,247
群馬	13,544	1,310	1,330	160	90	1,920
	31,203,953	3,020,544	3,116,556	368,280	227,880	4,772,088
	2,304	2,306	2,343	2,302	2,532	2,485
千葉	20				20	
	27,432				27,432	
	1,372				1,372	
東京	9,673	920	714	532	301	701
	14,764,518	1,199,988	910,980	799,956	325,890	902,016
	1,526	1,304	1,276	1,504	1,083	1,287
冷食品	417,443	27,727	25,231	31,307	45,453	35,798
合計	625,464,486	39,855,772	38,233,948	50,577,791	124,534,926	49,105,114
平均単価	1,498	1,437	1,515	1,616	2,740	1,372
福島	50,336	3,270	3,272	3,006	4,426	4,803
	39,246,685	1,913,092	1,892,986	1,918,646	6,614,858	3,202,612
	780	585	579	638	1,495	667
北海道	5,785	245	415	338	370	225
	8,985,180	484,056	742,608	614,088	672,192	399,168
	1,553	1,976	1,789	1,817	1,817	1,774
青森	23			5	18	
	42,510			23,328	19,182	
	1,848			4,666	1,066	
岩手	332	40		20	20	20
	785,700	104,760		52,380	52,380	52,380
	2,367	2,619		2,619	2,619	2,619
宮城	95,456	6,497	7,136	9,311	14,754	7,754
	179,760,092	12,707,216	14,472,537	19,925,580	61,761,751	9,385,305
	1,883	1,956	2,028	2,140	4,186	1,210
秋田	17,964	1,656	1,440	1,392	1,356	1,920
	9,386,064	867,240	753,840	728,136	708,912	1,002,240
	522	524	524	523	523	522
山形	6					
	6,048					
	1,008					
茨城	47,475	2,902	2,572	3,091	2,703	3,587
	46,073,491	3,168,784	2,937,384	3,128,161	3,221,964	4,878,382
	970	1,092	1,142	1,012	1,192	1,360
群馬	50					
	20,250					
	405					

上段：数量=kg
 单位 中断：金額=円
 下段：単価=円

9月	10月	11月	12月	1月	2月	3月
						2,160
						2,058,210
						953
1,866	3,142	7,592	11,145	8,037	5,748	4,932
2,434,641	4,412,573	10,888,483	16,372,078	11,687,629	8,293,918	6,607,137
1,305	1,404	1,434	1,469	1,454	1,443	1,340
40	70	20	90			40
73,980	91,584	19,872	111,456			61,776
1,850	1,308	994	1,238			1,544
40	70	20	90			40
73,980	91,584	19,872	111,456			61,776
1,850	1,308	994	1,238			1,544
3,531	4,161	4,398	7,359	3,582	3,499	4,284
6,244,231	7,621,744	7,312,399	11,547,851	5,479,477	5,761,633	8,498,331
1,768	1,832	1,663	1,569	1,530	1,647	1,984
99	87	162	261	222	195	219
128,839	226,444	210,827	339,665	288,911	253,773	285,007
1,301	2,603	1,301	1,301	1,301	1,301	1,301
300	350	380		20		24
353,160	486,756	414,666		53,568		64,282
1,177	1,391	1,091		2,678		2,678
112	320	606	3,480	1,280	290	
116,748	684,936	1,160,978	3,897,180	1,476,900	408,240	
1,042	2,140	1,916	1,120	1,154	1,408	
844	1,094	1,540	1,200	60	580	1,850
1,585,548	1,479,449	2,327,940	2,358,882	70,740	647,028	2,820,906
1,879	1,352	1,512	1,966	1,179	1,116	1,525
740	820	1,084	1,610	1,330	1,570	1,580
1,517,508	1,928,059	2,295,324	3,662,496	2,654,402	3,130,542	4,510,274
2,051	2,351	2,117	2,275	1,996	1,994	2,855
1,436	1,490	626	808	670	840	635
2,542,428	2,816,100	902,664	1,289,628	934,956	1,257,768	882,144
1,770	1,890	1,442	1,596	1,395	1,497	1,389
30,982	31,679	32,428	41,933	27,744	39,106	48,055
40,113,621	41,210,446	40,395,278	55,642,761	37,282,166	49,337,030	59,175,633
1,295	1,301	1,246	1,327	1,344	1,262	1,231
3,904	4,080	3,630	5,521	4,432	4,934	5,058
2,622,884	3,129,287	2,897,928	4,253,125	3,170,366	3,816,741	3,814,160
672	767	798	770	715	774	754
448	384	578	487	299	1,153	843
775,678	670,896	996,808	883,440	533,218	1,084,320	1,128,708
1,731	1,747	1,725	1,814	1,783	940	1,339
20	40	20	60	20	50	22
52,380	104,760	52,380	157,140	52,380	52,380	52,380
2,619	2,619	2,619	2,619	2,619	1,048	2,381
9,058	4,981	5,990	8,875	6,213	6,349	8,538
12,341,044	5,788,028	6,530,240	8,494,315	8,522,465	8,505,424	11,326,187
1,362	1,162	1,090	957	1,372	1,340	1,327
1,476	1,464	1,428	2,016	1,260	1,152	1,404
771,120	764,208	745,200	1,051,056	658,584	601,776	733,752
522	522	522	521	523	522	523
						6
						6,048
						1,008
3,520	4,339	5,737	4,950	3,865	5,444	4,765
4,059,234	4,043,334	4,151,728	4,577,084	2,861,730	4,360,583	4,685,123
1,153	932	724	925	740	801	983
		50				
		20,250				
		405				

(2) 冷凍

品目別・出荷地	計	4月	5月	6月	7月	8月
冷食品	4,241	343	348	319	361	434
埼玉	3,675,238	283,591	265,449	291,148	304,004	376,875
	867	827	763	913	842	868
千葉	280	12	6			4
	670,805	13,500	19,386			18,468
	2,396	1,125	3,231			4,617
東京	145,111	10,733	7,638	12,291	16,219	13,118
	224,433,902	16,510,990	12,848,946	21,173,993	37,947,888	23,204,132
	1,547	1,538	1,682	1,723	2,340	1,769
神奈川	29	4	13	3		4
	63,266	12,960	39,420	1,944		7,862
	2,182	3,240	3,032	648		1,966
新潟	1,751	133	137	83	97	90
	1,807,696	162,476	135,692	97,330	107,827	79,780
	1,032	1,222	990	1,173	1,112	886
石川	253					
	369,425					
	1,460					
長野	274	48	5	10	30	5
	327,888	92,664	4,320	19,332	54,756	5,400
	1,197	1,931	864	1,933	1,825	1,080
岐阜	5,974		151	255	411	250
	5,830,217		131,760	225,072	364,932	236,304
	976		873	883	888	945
静岡	682	12		58	473	30
	5,061,938	42,552		267,840	3,904,179	270,000
	7,422	3,546		4,618	8,254	9,000
三重	2,691	138	141	144	131	156
	2,222,996	123,790	115,993	110,734	106,882	132,546
	826	897	823	769	816	850
大阪	6,566	272	131	225	1,368	425
	22,130,930	1,012,370	484,380	794,988	4,907,861	1,437,588
	3,371	3,722	3,698	3,533	3,588	3,383
兵庫	17,819	709	430	464	1,851	2,089
	25,665,375	1,338,995	1,012,064	986,775	2,376,573	2,948,413
	1,440	1,889	2,354	2,127	1,284	1,411
鳥取	1,455	100	160	65	75	80
	2,434,725	176,771	257,125	107,361	126,335	134,785
	1,673	1,768	1,607	1,652	1,684	1,685
広島	4,333					
	32,457,707					
	7,491					
山口	36					
	64,152					
	1,782					
香川	1,964	233	273	207	172	144
	724,811	88,003	103,201	75,531	62,547	51,994
	369	378	378	365	364	361
愛媛	5,425	250	700		500	500
	11,119,936	505,440	1,516,320		1,011,139	1,010,880
	2,050	2,022	2,166		2,022	2,022
福岡	117		13		3	10
	190,944		20,930		5,076	10,800
	1,632		1,610		1,692	1,080
長崎	5					
	19,980					
	3,996					
宮崎	1,010	130	250	20	115	150
	1,886,535	246,522	479,607	35,424	203,688	259,200
	1,868	1,896	1,918	1,771	1,771	1,728
冷ブロイラー	4,789	852	350	322	945	510
合計	5,611,832	1,360,444	417,258	406,890	509,544	573,156
平均単価	1,172	1,597	1,192	1,264	539	1,124
宮城	130	35	15	15	30	10
	136,080	48,600	9,720	9,720	19,440	6,480
	1,047	1,389	648	648	648	648

上段：数量=kg
 单位 中断：金額=円
 下段：単価=円

9月	10月	11月	12月	1月	2月	3月
270	458	255	362	227	443	421
238,074	426,929	218,246	302,876	196,992	391,911	379,143
882	932	856	837	868	885	901
					9	249
					34,992	584,459
					3,888	2,347
9,240	11,273	10,014	9,996	8,397	14,851	21,341
13,117,456	14,083,429	13,992,310	17,149,923	13,252,455	17,816,299	23,336,081
1,420	1,249	1,397	1,716	1,578	1,200	1,093
	5					
	1,080					
	216					
70	132	257	225	147	172	208
84,370	125,972	218,251	197,308	149,430	194,984	254,276
1,205	954	849	877	1,017	1,134	1,222
						253
						369,425
						1,460
58		78		5	10	25
20,952		54,756		10,476	20,952	44,280
361		702		2,095	2,095	1,771
355	425	440	515	708	1,442	1,022
330,912	399,816	463,968	510,840	668,369	1,461,866	1,036,378
932	941	1,054	992	944	1,014	1,014
10	15	2	34	11	18	19
32,832	13,608	6,480	108,863	94,284	173,880	147,420
3,283	907	3,240	3,202	8,571	9,660	7,759
314	221	207	554	190	286	209
237,967	204,400	198,526	319,312	189,217	279,915	203,714
758	925	959	576	996	979	975
1,141	815	768	568	345	194	314
3,743,442	2,627,046	2,440,339	1,879,562	1,113,100	634,068	1,056,186
3,281	3,223	3,178	3,309	3,226	3,268	3,364
510	1,534	1,710	5,330	783	829	1,580
884,738	2,162,345	2,409,141	6,626,475	1,299,900	1,375,856	2,244,100
1,735	1,410	1,409	1,243	1,660	1,660	1,420
80	80	95	405	85	115	115
135,200	135,200	160,550	670,760	143,650	193,727	193,261
1,690	1,690	1,690	1,656	1,690	1,685	1,681
	682	478	816	525	951	881
	5,246,883	3,632,701	6,152,849	4,010,801	7,093,980	6,320,493
	7,693	7,600	7,540	7,640	7,459	7,174
	8			8	20	
	14,256			14,256	35,640	
	1,782			1,782	1,782	
211	144	111	102	68	104	195
77,904	53,302	40,405	37,197	24,496	37,652	72,579
369	370	364	365	360	362	372
250	545	470	1,060	65	540	545
505,440	1,108,855	961,113	2,152,398	141,523	1,097,972	1,108,856
2,022	2,035	2,045	2,031	2,177	2,033	2,035
17	4	25	12	6	15	12
28,858	10,152	39,636	20,930	10,152	23,782	20,628
1,698	2,538	1,585	1,744	1,692	1,585	1,719
			5			
			19,980			
			3,996			
30	50	85	40	85	25	30
53,136	96,660	164,322	77,328	164,322	48,330	57,996
1,771	1,933	1,933	1,933	1,933	1,933	1,933
298	293	328	266	199	147	279
401,166	395,226	400,626	366,898	256,770	170,424	353,430
1,346	1,349	1,221	1,379	1,290	1,159	1,267
				25		0
				42,120		0
				1,685		0

(2) 冷凍

品目別・出荷地	計	4月	5月	6月	7月	8月
冷ブロイラー	65					
茨城	85,666					
	1,318					
東京	3,562	697	295	299	351	370
	5,015,369	1,198,433	380,808	391,824	468,720	481,140
	1,408	1,719	1,291	1,310	1,335	1,300
新潟	886	24	40	8	564	130
	235,224	16,038	26,730	5,346	21,384	85,536
	265	668	668	668	38	658
三重	24	24				
	19,181	19,181				
	799	799				
兵庫	82	32				
	106,920	64,800				
	1,304	2,025				
山口	40	40				
	13,392	13,392				
	335	335				
冷カラスフィーレ	188	78				
合計	271,080	140,400				
平均単価	1,442	1,800				
宮城	188	78				
	271,080	140,400				
	1,442	1,800				
冷すりみ	12					
合計	10,886					
平均単価	907					
宮城	12					
	10,886					
	907					
その他冷貝類	73,555	6,050	4,996	4,382	5,087	6,129
合計	145,942,851	9,344,132	9,801,133	8,613,683	9,386,548	14,003,774
平均単価	1,984	1,544	1,962	1,966	1,845	2,285
福島	5,935	281	368	303	349	625
	15,607,996	581,081	982,916	571,161	591,136	2,343,609
	2,630	2,068	2,671	1,885	1,694	3,750
北海道	1,690	60	40	40	30	50
	4,958,658	200,880	133,920	133,920	100,440	138,618
	2,934	3,348	3,348	3,348	3,348	2,772
青森	714	35	33	56	46	28
	1,458,532	64,449	78,025	101,520	94,176	50,760
	2,043	1,841	2,364	1,813	2,047	1,813
宮城	31,841	2,333	2,923	2,477	2,285	2,626
	67,034,093	4,180,512	6,210,594	5,270,789	5,018,976	6,000,480
	2,105	1,792	2,125	2,128	2,196	2,285
茨城	113	38	32	12		
	192,413	71,064	32,832	27,216		
	1,703	1,870	1,026	2,268		
栃木	590					
	439,560					
	745					
千葉	31	16		5	5	
	228,960	118,260		39,420	39,420	
	7,386	7,391		7,884	7,884	
東京	32,383	3,287	1,600	1,484	2,372	2,797
	55,602,465	4,127,886	2,362,846	2,459,937	3,542,400	5,460,587
	1,717	1,256	1,477	1,658	1,493	1,952
山梨	80			5		3
	174,960			9,720		9,720
	2,187			1,944		3,240
京都	153					
	39,042					
	255					
長崎	25					
	206,172					
	8,247					

上段：数量=kg
 单位 中断：金額=円
 下段：単価=円

9月	10月	11月	12月	1月	2月	3月
		45	20			
		29,160	56,506			
		648	2,825			
290	285	250	205	150	115	255
395,820	389,880	345,060	278,640	198,612	149,040	337,392
1,365	1,368	1,380	1,359	1,324	1,296	1,323
8	8	8	16	24	32	24
5,346	5,346	5,346	10,692	16,038	21,384	16,038
668	668	668	668	668	668	668
		25	25			
		21,060	21,060			
		842	842			
			110			
			130,680			
			1,188			
			110			
			130,680			
			1,188			
					12	
					10,886	
					907	
					12	
					10,886	
					907	
6,463	4,895	6,163	10,783	5,570	6,826	6,211
12,216,279	10,084,205	12,327,682	24,284,118	11,600,336	10,934,701	13,346,260
1,890	2,060	2,000	2,252	2,083	1,602	2,149
444	244	534	945	698	509	635
1,110,261	693,454	1,157,198	3,182,797	2,095,051	899,222	1,400,110
2,501	2,842	2,167	3,368	3,002	1,767	2,205
40	220	150	800	50	110	100
133,920	613,440	434,160	2,207,520	167,400	359,640	334,800
3,348	2,788	2,894	2,759	3,348	3,269	3,348
28	28	60	46	28	28	298
50,760	50,760	113,888	88,020	50,760	50,760	664,654
1,813	1,813	1,898	1,913	1,813	1,813	2,230
3,923	2,149	2,897	4,087	1,784	1,766	2,591
6,685,902	4,857,786	6,614,460	9,155,765	3,952,778	3,649,428	5,436,623
1,704	2,260	2,283	2,240	2,216	2,066	2,098
12				7		12
27,216				6,221		27,864
2,268				889		2,322
					210	380
					159,300	280,260
					759	738
		5				
		31,860				
		6,372				
2,001	2,219	2,504	4,880	2,994	4,053	2,192
4,179,060	3,800,725	3,944,850	9,443,844	5,302,422	5,785,679	5,192,229
2,088	1,713	1,575	1,935	1,771	1,428	2,369
15	35	3		6	10	3
29,160	68,040	9,720		19,440	19,440	9,720
1,944	1,944	3,240		3,240	1,944	3,240
		10		3	140	
		21,546		6,264	11,232	
		2,155		2,088	80	
			25	0		
			206,172	0		
			8,247	0		

(2) 冷凍

品目別・出荷地	計	4月	5月	6月	7月	8月
その他冷凍	158,969	10,023	8,871	13,159	14,221	9,298
合計	284,571,620	21,128,404	17,508,810	24,757,237	28,229,008	21,970,365
平均単価	1,790	2,108	1,974	1,881	1,985	2,363
福島	21,701 30,354,427 1,399	1,419 2,047,606 1,443	1,434 2,216,833 1,546	4,300 4,212,667 980	2,738 4,565,470 1,667	1,535 2,500,249 1,629
北海道	443 862,952 1,948	69 81,787 1,185	7 5,702 815	149 229,135 1,538	43 64,864 1,508	30 84,240 2,808
青森	19,455 15,887,388 817	84 50,881 606	5 540 108		447 3,155,144 7,058	200 998,784 4,994
岩手	679 1,769,133 2,605	20 93,197 4,660	20 62,119 3,106			6 31,040 5,173
宮城	21,705 23,029,753 1,061	1,204 1,439,598 1,196	544 615,244 1,131	832 1,156,442 1,390	1,932 2,837,978 1,469	708 1,025,882 1,449
茨城	20,587 24,071,590 1,169	2,060 2,227,413 1,081	1,285 2,739,074 2,132	1,811 1,969,542 1,088	1,963 1,341,468 683	1,053 1,315,872 1,250
千葉	6,186 41,439,590 6,699	462 4,433,486 9,596	274 1,899,158 6,931	568 3,474,881 6,118	1,230 3,958,254 3,218	350 4,223,537 12,067
東京	58,758 130,241,893 2,217	3,934 9,427,426 2,396	4,745 8,774,196 1,849	4,994 12,664,121 2,536	5,408 11,286,596 2,087	4,604 10,087,259 2,191
神奈川	10 14,040 1,404					
長野	90 466,560 5,184	10 51,840 5,184		10 51,840 5,184	10 51,840 5,184	
岐阜	95 218,700 2,302					
静岡	597 843,027 1,412	63 97,718 1,551	29 42,379 1,461	55 73,397 1,334	62 110,354 1,780	92 118,325 1,286
三重	2,596 2,326,745 896	196 140,745 718	24 18,662 778	48 42,508 886	12 10,368 864	
鳥取	20 40,175 2,009	20 40,175 2,009				
山口	12 25,272 2,106					
香川	4,705 10,559,015 2,244	432 972,772 2,252	504 1,134,903 2,252	392 882,704 2,252	376 846,672 2,252	720 1,585,177 2,202
福岡	5 38,880 7,776					
佐賀	135 69,120 512	50 23,760 475				
宮崎	1,190 2,313,360 1,944					
冷凍めばち	194,997	16,645	19,941	16,189	18,995	20,225
合計	373,439,584	31,349,672	33,841,075	28,567,898	35,359,282	36,601,332
平均単価	1,915	1,883	1,697	1,765	1,862	1,810
福島	52,829 143,732,415 2,721	4,110 11,289,100 2,747	4,519 11,673,265 2,583	3,887 10,988,163 2,827	7,149 17,187,360 2,404	4,769 12,898,265 2,705

上段：数量=kg
 单位 中断：金額=円
 下段：単価=円

9月	10月	11月	12月	1月	2月	3月
9,469	12,768	13,442	23,648	17,308	12,518	14,244
21,107,575	23,905,083	18,676,538	37,796,582	18,482,011	23,796,706	27,213,301
2,229	1,872	1,389	1,598	1,068	1,901	1,911
900	1,218	1,228	1,333	1,893	1,991	1,712
1,348,095	1,420,318	1,360,632	2,463,639	1,905,788	4,208,062	2,105,068
1,498	1,166	1,108	1,848	1,007	2,114	1,230
41		53	25		26	
116,640		118,584	61,560		100,440	
2,845		2,237	2,462		3,863	
44	1,405	2,826	7,985	1,913	2,581	1,965
28,318	786,477	1,813,716	4,932,972	1,227,488	1,657,379	1,235,689
644	560	642	618	642	642	629
12	15	12	12	27	250	305
62,080	77,652	62,124	62,119	139,693	555,163	623,946
5,173	5,177	5,177	5,177	5,174	2,221	2,046
2,299	2,442	2,159	2,555	2,818	1,745	2,467
2,186,796	1,507,076	1,842,718	2,912,286	2,863,009	2,123,906	2,518,818
951	617	854	1,140	1,016	1,217	1,021
1,111	1,172	835	2,206	3,563	1,089	2,439
977,022	1,626,426	1,142,694	2,839,266	2,753,039	1,837,458	3,302,316
879	1,388	1,368	1,287	773	1,687	1,354
164	136	182	372	1,214	245	989
2,141,900	2,293,142	2,810,505	6,230,907	1,897,708	3,464,900	4,611,212
13,060	16,861	15,442	16,750	1,563	14,142	4,662
4,473	5,927	5,719	6,789	4,221	4,107	3,837
13,256,714	15,258,240	8,686,386	14,429,744	5,498,434	9,003,156	11,869,621
2,964	2,574	1,519	2,125	1,303	2,192	3,093
				10		
				14,040		
				1,404		
10	10		10	20		10
51,840	51,840		51,840	103,680		51,840
5,184	5,184		5,184	5,184		5,184
				5		90
				4,860		213,840
				972		2,376
7	57	90	26	26	38	52
19,440	84,110	115,862	32,660	32,530	49,248	67,004
2,777	1,476	1,287	1,256	1,251	1,296	1,289
	50	26	840	1,004	50	346
	43,200	20,758	655,344	781,126	72,144	541,890
	864	798	780	778	1,443	1,566
			12			
			25,272			
			2,106			
408	336	312	753	344	96	32
918,730	756,602	702,559	1,696,053	774,616	216,170	72,057
2,252	2,252	2,252	2,252	2,252	2,252	2,252
			5			
			38,880			
			7,776			
			35		50	
			22,680		22,680	
			648		454	
			690	250	250	
			1,341,360	486,000	486,000	
			1,944	1,944	1,944	
16,957	11,903	11,212	20,355	15,241	12,178	15,156
33,287,689	25,183,913	24,051,117	40,799,533	28,682,427	24,932,944	30,782,702
1,963	2,116	2,145	2,004	1,882	2,047	2,031
4,515	3,684	3,430	5,557	3,680	3,438	4,091
12,778,939	10,444,328	9,792,804	14,602,120	10,246,710	9,958,414	11,872,947
2,830	2,835	2,855	2,628	2,784	2,897	2,902

(2) 冷凍

品目別・出荷地	計	4月	5月	6月	7月	8月
冷凍めばち	26,678	1,678	1,749	1,036	1,899	3,783
宮城	50,196,717	2,841,004	2,934,640	1,754,928	3,338,640	6,797,029
	1,882	1,693	1,678	1,694	1,758	1,797
埼玉	17	1	7	8		
	14,040	0	4,536	9,504		
	826	0	648	1,188		
千葉	427	142	256	5	8	
	1,055,857	345,579	578,070	22,070	37,195	
	2,473	2,434	2,258	4,414	4,649	
東京	7,964	1,527	2,080	2,103	315	451
	11,336,477	1,834,622	2,400,798	2,129,965	699,813	1,032,809
	1,423	1,201	1,154	1,013	2,222	2,290
神奈川	26,832	2,739	5,290	4,086	3,521	3,835
	33,183,770	3,714,593	5,977,547	4,799,873	3,551,945	3,910,581
	1,237	1,356	1,130	1,175	1,009	1,020
静岡	80,250	6,448	6,040	5,064	6,103	7,387
	133,920,308	11,324,774	10,272,219	8,863,395	10,544,329	11,962,648
	1,669	1,756	1,701	1,750	1,728	1,619
冷凍きわだ 合計	1,769	150	120			
平均単価	2,311,026	162,000	129,600			
	1,306	1,080	1,080			
福島	181					
	379,468					
	2,097					
宮城	392	150	120			
	456,044	162,000	129,600			
	1,163	1,080	1,080			
千葉	25					
	43,718					
	1,749					
神奈川	33					
	55,577					
	1,684					
静岡	1,138					
	1,376,219					
	1,209					
冷凍かじき類 合計	42,794	4,272	4,358	3,438	3,220	3,577
平均単価	37,290,686	3,406,433	3,697,361	2,796,979	2,837,355	3,122,735
	871	797	848	814	881	873
福島	16,771	1,127	1,472	737	1,534	1,364
	15,032,653	906,347	1,284,198	661,338	1,451,428	1,173,688
	896	804	872	897	946	860
宮城	1,170	60	20	189	40	
	702,270	35,640	11,880	112,266	23,760	
	600	594	594	594	594	
東京	13,381	2,385	2,095	2,025	1,140	980
	9,584,548	1,785,348	1,646,838	1,516,320	789,696	644,924
	716	749	786	749	693	658
神奈川	128			20		
	77,706			11,880		
	607			594		
静岡	11,344	700	771	467	506	1,233
	11,893,509	679,098	754,445	495,175	572,471	1,304,123
	1,048	970	979	1,060	1,131	1,058
冷インドまぐろ 合計	1,348	31	127	94	79	25
平均単価	2,735,845	144,925	264,156	251,899	161,433	79,229
	2,030	4,675	2,080	2,680	2,043	3,169
宮城	1,257	31	110	94	79	25
	2,328,469	144,925	225,600	251,899	161,433	79,229
	1,852	4,675	2,051	2,680	2,043	3,169
東京	65		17			
	254,923		38,556			
	3,922		2,268			
静岡	26					
	152,453					
	5,864					

上段：数量=kg
 单位 中断：金額=円
 下段：単価=円

9月	10月	11月	12月	1月	2月	3月
3,296 5,148,604 1,562	1,054 2,114,685 2,006	1,508 2,963,677 1,965	2,946 6,643,008 2,255	2,910 5,900,547 2,028	2,010 4,106,631 2,043	2,809 5,653,324 2,013
1 0 0						
5 22,140 4,428	4 19,505 4,876	7 31,298 4,471				
188 427,162 2,272	183 411,917 2,251	112 234,038 2,090	367 789,966 2,152	192 412,096 2,146	231 491,190 2,126	215 472,101 2,196
2,602 3,476,733 1,336	1,521 2,263,398 1,488	1,406 2,444,701 1,739	668 1,522,679 2,279	272 457,581 1,682	302 407,623 1,350	590 656,516 1,113
6,350 11,434,111 1,801	5,457 9,930,080 1,820	4,749 8,584,599 1,808	10,817 17,241,760 1,594	8,187 11,665,493 1,425	6,197 9,969,086 1,609	7,451 12,127,814 1,628
83 99,144 1,195	373 460,598 1,235	671 833,108 1,242	244 471,765 1,933	37 36,410 984	33 40,781 1,236	58 77,620 1,338
			181 379,468 2,097			
	1 0 0	65 86,832 1,336	10 14,040 1,404	22 29,120 1,324	10 13,932 1,393	14 20,520 1,466
13 22,464 1,728	12 21,254 1,771					
			33 55,577 1,684			
70 76,680 1,095	360 439,344 1,220	606 746,276 1,231	20 22,680 1,134	15 7,290 486	23 26,849 1,167	44 57,100 1,298
4,653 4,062,719 873	5,020 4,421,984 881	2,824 2,531,617 896	3,427 2,771,287 809	2,531 2,304,604 911	2,878 2,761,892 960	2,596 2,575,720 992
2,180 1,812,168 831	3,053 2,881,056 944	1,058 946,134 894	1,200 990,738 826	667 599,465 899	1,232 1,238,004 1,005	1,147 1,088,089 949
145 86,130 594	197 117,018 594		514 305,316 594			5 10,260 2,052
845 555,984 658	1,155 781,380 677	855 611,528 715	900 583,200 648	601 389,880 649	325 210,600 648	75 68,850 918
				4 3,213 803	104 62,613 602	
1,483 1,608,437 1,085	615 642,530 1,045	911 973,955 1,069	813 892,033 1,097	1,259 1,312,046 1,042	1,217 1,250,675 1,028	1,369 1,408,521 1,029
100 201,615 2,016	85 173,572 2,042	181 313,233 1,731	123 343,807 2,795	143 156,654 1,095	129 344,126 2,668	231 301,196 1,304
100 201,615 2,016	85 173,572 2,042	181 313,233 1,731	75 127,440 1,699	143 156,654 1,095	103 191,673 1,861	231 301,196 1,304
			48 216,367 4,508			
					26 152,453 5,864	

(2) 冷凍

品目別・出荷地	計	4月	5月	6月	7月	8月
冷凍まぐろ類	108,286	6,240	10,139	5,853	5,026	14,141
合計	200,000,394	12,698,259	17,412,370	10,717,875	11,979,104	26,549,198
平均単価	1,847	2,035	1,717	1,831	2,383	1,877
福島	32,797 68,934,959 2,102	2,269 4,146,789 1,828	2,233 4,544,018 2,035	1,824 3,300,368 1,809	2,554 5,588,326 2,188	4,864 11,574,267 2,380
宮城	62,040 98,100,865 1,581	3,623 7,377,608 2,036	7,532 11,811,796 1,568	3,808 6,914,608 1,816	1,872 5,162,155 2,758	7,823 12,916,101 1,651
千葉	112 1,269,324 11,333		25 296,622 11,865		19 221,022 11,633	14 161,568 11,541
東京	5,455 6,876,757 1,261				307 220,093 717	899 629,709 700
神奈川	837 1,419,141 1,696	27 353,808 13,104			19 220,968 11,630	
静岡	7,045 23,399,348 3,321	321 820,054 2,555	349 759,934 2,177	221 502,899 2,276	255 566,540 2,222	541 1,267,553 2,343

上段：数量=kg
 单位 中断：金額=円
 下段：単価=円

9月	10月	11月	12月	1月	2月	3月
5,428	9,716	9,272	7,777	12,970	10,998	10,726
12,556,882	13,857,583	15,545,860	23,501,326	19,997,899	18,640,540	16,543,498
2,313	1,426	1,677	3,022	1,542	1,695	1,542
2,140	1,749	1,826	4,423	3,177	3,887	1,851
4,588,461	3,028,505	3,544,455	10,497,079	7,162,504	7,490,612	3,469,575
2,144	1,732	1,941	2,373	2,254	1,927	1,874
2,579	6,928	6,281	1,838	8,481	4,951	6,324
5,767,837	8,377,925	8,283,711	8,749,926	9,235,406	6,213,522	7,290,270
2,236	1,209	1,319	4,761	1,089	1,255	1,153
27	11	16				
335,880	128,304	125,928				
12,440	11,664	7,871				
25	408	281	639	568	1,028	1,300
16,200	264,384	181,764	662,095	699,486	2,330,826	1,872,200
648	648	647	1,036	1,231	2,267	1,440
	3	5	15	15	445	308
	12,960	5,130	56,538	84,348	408,510	276,879
	4,320	1,026	3,769	5,623	918	899
657	617	863	862	729	687	943
1,848,504	2,045,505	3,404,872	3,535,688	2,816,155	2,197,070	3,634,574
2,814	3,315	3,945	4,102	3,863	3,198	3,854

(3) 塩干・加工品

品目別・出荷地	計	4月	5月	6月	7月	8月
塩さけ	464,824	33,819	37,736	32,086	45,227	46,590
合計	499,088,249	36,167,985	39,618,397	35,896,898	49,809,653	49,134,344
平均単価	1,074	1,069	1,050	1,119	1,101	1,055
福島	15,779 18,560,080 1,176	2,284 2,394,313 1,048	2,929 2,714,592 927	721 767,995 1,065	1,055 1,372,589 1,301	1,527 1,951,115 1,278
北海道	75,556 71,783,354 950	2,163 2,538,837 1,174	2,381 2,635,335 1,107	3,738 4,095,573 1,096	11,742 11,646,775 992	10,245 9,786,247 955
青森	26,425 33,864,735 1,282	2,886 3,349,869 1,161	2,493 3,092,064 1,240	1,980 2,646,177 1,336	2,109 2,896,927 1,374	2,154 2,981,642 1,384
宮城	179,925 194,899,706 1,083	16,492 17,347,523 1,052	11,370 12,386,616 1,089	13,268 14,564,541 1,098	16,365 18,536,816 1,133	18,523 19,642,099 1,060
茨城	2,204 1,850,709 840	320 257,472 805	96 109,036 1,136	224 164,506 734	282 247,060 876	296 243,475 823
埼玉	48 20,736 432			48 20,736 432		
千葉	103,417 111,357,353 1,077	6,572 6,945,512 1,057	6,840 7,278,758 1,064	6,753 7,471,413 1,106	9,778 10,812,599 1,106	9,240 10,209,439 1,105
東京	58,856 63,761,607 1,083	3,037 3,250,759 1,070	11,272 10,920,802 969	5,039 5,739,357 1,139	3,816 4,189,967 1,098	4,555 4,255,527 934
新潟	1,278 1,723,086 1,348	65 83,700 1,288	355 481,194 1,355	315 426,600 1,354	80 106,920 1,337	50 64,800 1,296
三重	1,336 1,266,883 948					
塩ます	5,403	548	800	332	440	365
合計	6,430,706	539,709	609,430	409,427	597,432	578,622
平均単価	1,190	985	762	1,233	1,358	1,585
福島	629 177,676 282	106 27,513 260	322 73,991 230			7 10,368 1,481
青森	15 9,288 619					
宮城	2,622 2,896,658 1,105	316 340,865 1,079	297 279,371 941	217 252,557 1,164	227 257,405 1,134	195 221,920 1,138
埼玉	403 545,749 1,354					
千葉	1,421 2,297,893 1,617	78 117,871 1,511	133 197,640 1,486	82 105,948 1,292	151 274,147 1,816	146 304,646 2,087
東京	313 503,442 1,608	48 53,460 1,114	48 58,428 1,217	33 50,922 1,543	62 65,880 1,063	17 41,688 2,452
塩ほっけ	27,732	2,937	3,041	3,009	3,293	2,855
合計	19,982,738	2,228,932	2,221,725	2,135,341	2,397,902	1,871,808
平均単価	721	759	731	710	728	656
福島	26,780 19,261,838 719	2,677 2,062,612 770	2,925 2,151,417 736	2,929 2,083,501 711	3,227 2,351,894 729	2,855 1,871,808 656
宮城	900 686,664 763	260 166,320 640	116 70,308 606	80 51,840 648	64 41,472 648	
茨城	2 4,536 2,268				2 4,536 2,268	

上段：数量=kg
 单位 中断：金額=円
 下段：単価=円

9月	10月	11月	12月	1月	2月	3月
32,346	30,338	41,631	79,791	24,977	26,668	33,615
33,671,606	32,133,266	43,952,969	89,504,625	26,071,045	27,580,663	35,546,798
1,041	1,059	1,056	1,122	1,044	1,034	1,057
793	530	998	2,719	975	626	622
963,368	649,017	1,173,036	3,642,389	1,258,565	807,366	865,735
1,215	1,225	1,175	1,340	1,291	1,290	1,392
4,477	4,413	7,705	19,826	3,773	2,054	3,039
4,171,982	3,779,757	6,630,574	20,037,530	2,392,740	1,764,180	2,303,824
932	857	861	1,011	634	859	758
1,475	2,062	2,797	3,459	1,466	1,557	1,987
2,043,425	2,706,296	3,290,241	4,487,574	1,880,950	2,009,718	2,479,852
1,385	1,312	1,176	1,297	1,283	1,291	1,248
16,121	12,991	12,401	28,928	9,549	11,573	12,344
15,776,656	13,177,626	13,835,328	34,415,703	10,352,320	11,962,916	12,901,562
979	1,014	1,116	1,190	1,084	1,034	1,045
80	128	122	392	112	112	40
58,752	113,875	60,977	365,386	100,397	82,253	47,520
734	890	500	932	896	734	1,188
6,731	7,738	7,768	18,357	6,825	7,217	9,598
7,410,522	8,428,361	8,546,319	20,109,051	7,269,514	7,393,973	9,481,892
1,101	1,089	1,100	1,095	1,065	1,025	988
2,524	2,381	8,912	5,857	2,269	3,369	5,825
3,053,581	3,167,634	9,437,042	6,191,594	2,806,191	3,422,017	7,327,136
1,210	1,330	1,059	1,057	1,237	1,016	1,258
145	55	200	13			
193,320	71,820	270,540	24,192			
1,333	1,306	1,353	1,861			
	40	728	240	8	160	160
	38,880	708,912	231,206	10,368	138,240	139,277
	972	974	963	1,296	864	870
373	461	299	668	370	296	451
479,571	499,787	363,848	916,817	502,491	410,846	522,726
1,286	1,084	1,217	1,372	1,358	1,388	1,159
6	114	56	18			
17,636	11,124	11,124	25,920			
2,939	98	199	1,440			
	15					
	9,288					
	619					
177	184	151	220	188	218	232
200,381	205,811	175,345	238,271	211,344	246,168	267,220
1,132	1,119	1,161	1,083	1,124	1,129	1,152
		24	266			113
		37,843	419,152			88,754
		1,577	1,576			785
176	130	52	136	166	71	100
229,910	231,552	102,816	173,318	257,127	149,126	153,792
1,306	1,781	1,977	1,274	1,549	2,100	1,538
14	18	16	28	16	7	6
31,644	42,012	36,720	60,156	34,020	15,552	12,960
2,260	2,334	2,295	2,148	2,126	2,222	2,160
2,903	2,345	1,319	1,896	920	1,673	1,541
1,986,941	1,754,070	931,915	1,348,349	649,984	1,342,693	1,113,078
684	748	707	711	707	803	722
2,699	2,229	1,319	1,896	920	1,633	1,471
1,784,225	1,638,942	931,915	1,348,349	649,984	1,316,773	1,070,418
661	735	707	711	707	806	728
204	116					60
202,716	115,128					38,880
994	992					648

(3) 塩干・加工品

品目別・出荷地	計	4月	5月	6月	7月	8月
塩ほっけ	50					
東京	29,700					
	594					
筋子	58,291	2,570	2,812	4,624	5,152	8,348
合計	192,598,241	9,980,118	11,337,999	16,866,036	18,219,989	25,824,906
平均単価	3,304	3,883	4,032	3,647	3,536	3,094
福島	55				55	
	208,440				208,440	
	3,790				3,790	
北海道	2,926	105	320	728	453	518
	10,687,626	371,628	1,722,222	2,720,088	1,332,288	1,140,642
	3,653	3,539	5,382	3,736	2,941	2,202
青森	9,122	623	1,005	724	1,040	1,076
	37,619,237	2,865,888	4,372,409	3,117,852	4,068,576	4,311,900
	4,124	4,600	4,351	4,306	3,912	4,007
宮城	25,215	777	658	1,917	2,353	4,103
	79,951,750	2,975,292	2,408,908	6,365,304	8,392,205	12,466,872
	3,171	3,829	3,661	3,320	3,567	3,038
秋田	1,090	265	215	200		
	3,309,822	788,400	680,940	750,060		
	3,037	2,975	3,167	3,750		
東京	17,743	800	604	905	831	2,571
	54,094,154	2,978,910	2,110,860	3,358,152	2,747,520	7,640,892
	3,049	3,724	3,495	3,711	3,306	2,972
新潟	2,140		10	150	420	80
	6,727,212		42,660	554,580	1,470,960	264,600
	3,144		4,266	3,697	3,502	3,308
いくら	37,650	2,408	2,939	1,977	2,682	4,308
合計	187,975,912	12,347,389	14,509,226	9,961,217	13,642,644	21,529,841
平均単価	4,993	5,128	4,937	5,039	5,087	4,998
北海道	23,243	1,455	1,622	1,002	1,072	2,516
	113,889,698	7,319,602	7,840,098	4,951,466	5,501,164	12,619,433
	4,900	5,031	4,834	4,942	5,132	5,016
青森	696	106	127	56	64	94
	3,389,209	500,947	620,481	268,747	305,294	445,910
	4,870	4,726	4,886	4,799	4,770	4,744
岩手	1,121	85	74	78	98	89
	7,667,038	607,304	520,991	556,760	690,636	621,300
	6,839	7,145	7,040	7,138	7,047	6,981
宮城	778	106	91	67	41	48
	3,485,970	517,104	447,822	312,876	191,970	218,700
	4,481	4,878	4,921	4,670	4,682	4,556
東京	11,368	656	1,025	774	1,407	1,561
	57,146,397	3,402,432	5,079,834	3,871,368	6,953,580	7,624,498
	5,027	5,187	4,956	5,002	4,942	4,884
熊本	444					
	2,397,600					
	5,400					
助子	118,056	8,995	11,237	8,741	8,906	9,769
合計	227,162,033	16,960,534	19,786,188	17,112,460	17,895,891	19,806,835
平均単価	1,924	1,886	1,761	1,958	2,009	2,028
北海道	7,570	421	265	353	352	886
	13,581,734	830,520	519,264	791,100	728,136	1,416,096
	1,794	1,973	1,959	2,241	2,069	1,598
青森	282	18	18	44	18	9
	547,868	31,882	31,882	72,404	31,882	15,941
	1,943	1,771	1,771	1,646	1,771	1,771
宮城	10,326	437	760	419	542	931
	17,697,136	783,394	910,989	763,947	985,980	1,660,548
	1,714	1,793	1,199	1,823	1,819	1,784
茨城	10					
	8,100					
	810					
東京	44,956	4,476	6,183	4,026	4,013	4,574
	83,095,461	7,868,454	10,165,065	7,354,018	7,380,187	8,548,050
	1,848	1,758	1,644	1,827	1,839	1,869

上段：数量=kg
 单位 中断：金額=円
 下段：単価=円

9月	10月	11月	12月	1月	2月	3月
					40	10
					25,920	3,780
					648	378
4,414	4,464	4,533	9,237	3,039	4,113	4,985
14,060,196	14,326,988	14,196,276	30,150,792	9,736,794	12,923,232	14,974,915
3,185	3,209	3,132	3,264	3,204	3,142	3,004
83	152	66	197	94	80	130
374,436	576,990	303,696	864,324	390,744	363,744	526,824
4,511	3,796	4,601	4,387	4,157	4,547	4,052
802	766	731	1,041	451	392	471
2,997,972	2,996,892	2,870,856	4,268,052	1,928,880	1,769,040	2,050,920
3,738	3,912	3,927	4,100	4,277	4,513	4,354
1,953	2,195	2,051	4,394	1,135	2,006	1,673
5,921,694	6,734,664	6,258,060	14,205,456	3,427,920	5,863,488	4,931,887
3,032	3,068	3,051	3,233	3,020	2,923	2,948
75	25				145	165
223,560	63,180				375,840	427,842
2,981	2,527				2,592	2,593
1,251	1,286	1,290	3,325	1,239	1,385	2,256
3,753,054	3,825,662	3,735,072	10,081,260	3,602,610	4,195,800	6,064,362
3,000	2,975	2,895	3,032	2,908	3,029	2,688
250	40	395	280	120	105	290
789,480	129,600	1,028,592	731,700	386,640	355,320	973,080
3,158	3,240	2,604	2,613	3,222	3,384	3,355
2,825	2,656	2,535	7,199	2,194	2,345	3,582
14,887,344	14,129,705	12,263,926	35,579,363	9,715,007	11,383,370	18,026,880
5,270	5,320	4,838	4,942	4,428	4,854	5,033
1,901	1,801	1,576	4,436	1,520	1,757	2,585
10,284,797	9,549,999	7,071,111	20,931,632	6,379,754	8,364,579	13,076,063
5,410	5,303	4,487	4,719	4,197	4,761	5,058
46	42	46	51	46	6	12
222,307	212,414	222,307	258,854	222,307	36,547	73,094
4,833	5,057	4,833	5,076	4,833	6,091	6,091
98	62	141	210	45	53	88
632,964	437,593	882,573	1,409,005	317,258	374,800	615,854
6,459	7,058	6,259	6,710	7,050	7,072	6,998
58	76	56	108	18		109
246,348	347,220	255,960	498,420	79,785		369,765
4,247	4,569	4,571	4,615	4,433		3,392
722	675	716	2,262	481	433	656
3,500,928	3,582,479	3,831,975	11,768,652	2,262,303	2,089,044	3,179,304
4,849	5,307	5,352	5,203	4,703	4,825	4,847
			132	84	96	132
			712,800	453,600	518,400	712,800
			5,400	5,400	5,400	5,400
8,374	8,881	10,544	13,357	8,201	10,356	10,695
15,606,921	16,844,644	20,397,969	28,889,835	15,533,250	19,277,511	19,049,995
1,864	1,897	1,935	2,163	1,894	1,861	1,781
859	562	674	505	294	1,477	922
1,649,376	1,024,056	1,234,980	1,058,076	514,404	2,316,470	1,499,256
1,920	1,822	1,832	2,095	1,750	1,568	1,626
36	28	29	18	27	1	36
63,764	47,823	108,821	31,882	47,823	0	63,764
1,771	1,708	3,752	1,771	1,771	0	1,771
879	1,083	1,039	1,536	682	807	1,211
1,488,835	1,913,986	1,855,771	2,740,038	1,199,696	1,426,237	1,967,715
1,694	1,767	1,786	1,784	1,759	1,767	1,625
		10				
		8,100				
		810				
3,049	2,971	2,999	3,726	2,587	3,397	2,955
5,409,569	5,417,261	5,838,611	8,171,118	5,075,088	6,437,885	5,430,155
1,774	1,823	1,947	2,193	1,962	1,895	1,838

(3) 塩干・加工品

品目別・出荷地	計	4月	5月	6月	7月	8月
助子	177	14	10		20	20
山口	505,288	49,680	25,920		51,840	51,840
	2,855	3,549	2,592		2,592	2,592
福岡	54,735	3,629	4,001	3,899	3,961	3,349
	111,726,446	7,396,604	8,133,068	8,130,991	8,717,866	8,114,360
	2,041	2,038	2,033	2,085	2,201	2,423
数の子	25,007	67	97	184	132	138
合計	55,058,961	209,887	244,813	459,883	567,797	328,015
平均単価	2,202	3,133	2,524	2,499	4,301	2,377
福島	1,606					
	3,563,244					
	2,219					
北海道	3,278	20	51	99	61	45
	6,720,441	86,400	138,024	247,860	384,696	106,920
	2,050	4,320	2,706	2,504	6,306	2,376
青森	7,054	5	34	63	54	68
	17,567,261	11,923	83,461	154,999	131,153	166,922
	2,490	2,385	2,455	2,460	2,429	2,455
宮城	6,818	22			5	8
	13,648,328	54,540			28,620	13,997
	2,002	2,479			5,724	1,750
東京	6,022	20	12	22	12	17
	13,207,888	57,024	23,328	57,024	23,328	40,176
	2,193	2,851	1,944	2,592	1,944	2,363
新潟	12					
	22,032					
	1,836					
山口	200					
	291,924					
	1,460					
福岡	17					
	37,843					
	2,226					
丸干いわし	52,105	2,943	2,710	2,473	2,171	1,881
合計	30,248,596	1,638,458	1,547,267	1,459,594	1,313,755	1,190,275
平均単価	581	557	571	590	605	633
福島	629	81	57	41	20	44
	704,597	83,136	59,097	46,005	24,815	48,013
	1,120	1,026	1,037	1,122	1,241	1,091
宮城	22	1	3	2	3	2
	114,451	4,850	13,576	10,669	14,550	13,578
	5,202	4,850	4,525	5,335	4,850	6,789
茨城	4,047	44	14	29	17	34
	1,834,750	21,386	7,426	13,630	7,668	24,192
	453	486	530	470	451	712
千葉	46,528	2,774	2,620	2,401	2,123	1,789
	26,719,772	1,492,896	1,435,546	1,389,290	1,250,738	1,088,076
	574	538	548	579	589	608
東京	344	26	8		3	4
	416,503	20,725	24,192		12,096	12,096
	1,211	797	3,024		4,032	3,024
神奈川	5	5				
	4,320	4,320				
	864	864				
静岡	25				5	
	25,920				3,888	
	1,037				778	
山口	325	12	8			8
	299,435	11,145	7,430			4,320
	921	929	929			540
大分	180					
	128,848					
	716					
開干あじ	86,559	6,653	7,198	7,081	6,980	7,332
合計	87,557,102	7,226,229	7,908,381	6,961,194	7,123,851	7,830,485
平均単価	1,012	1,086	1,099	983	1,021	1,068

上段：数量=kg
 单位 中断：金額=円
 下段：単価=円

9月	10月	11月	12月	1月	2月	3月
	21	41	17	18		16
	51,840	105,688	63,504	41,472		63,504
	2,469	2,578	3,736	2,304		3,969
3,551	4,216	5,752	7,555	4,593	4,674	5,555
6,995,377	8,389,678	11,245,998	16,825,217	8,654,767	9,096,919	10,025,601
1,970	1,990	1,955	2,227	1,884	1,946	1,805
222	512	3,058	18,929	1,286	209	173
539,500	992,733	7,875,797	42,408,470	631,422	362,729	437,915
2,430	1,939	2,575	2,240	491	1,736	2,531
		250	1,265	30		61
		567,000	2,860,920	43,848		91,476
		2,268	2,262	1,462		1,500
90	101	808	847	1,045	45	66
213,840	94,997	2,239,769	2,829,665	106,758	106,920	164,592
2,376	941	2,772	3,341	102	2,376	2,494
85	79	341	6,065	139	19	102
202,691	190,768	851,853	15,125,667	345,773	47,693	254,358
2,385	2,415	2,498	2,494	2,488	2,510	2,494
13	260	924	5,448	54		84
42,617	513,864	2,643,853	10,143,736	90,461	116,640	
3,278	1,976	2,861	1,862	1,675	1,389	
34	72	717	5,093	18		5
80,352	193,104	1,542,542	11,127,463	44,582		18,965
2,363	2,682	2,151	2,185	2,477		3,793
		12				
		22,032				
		1,836				
		6	194			
		8,748	283,176			
		1,458	1,460			
			17			
			37,843			
			2,226			
1,829	2,061	2,105	2,898	14,668	12,844	3,522
1,117,660	1,268,418	1,287,927	1,746,048	8,583,189	7,159,171	1,936,834
611	615	612	603	585	557	550
34	25	18	25	177	91	16
38,747	29,352	22,288	29,740	203,660	99,528	20,216
1,140	1,174	1,238	1,190	1,151	1,094	1,264
2	2	2	1	1	1	2
11,640	9,700	10,670	6,790	4,850	4,849	8,729
5,820	4,850	5,335	6,790	4,850	4,849	4,365
24	106	20	70	1,885	1,555	249
8,068	42,292	9,936	31,408	844,208	717,661	106,875
336	399	497	449	448	462	429
1,761	1,921	2,057	2,794	11,976	11,111	3,201
1,043,221	1,162,882	1,226,889	1,659,966	6,961,501	6,263,633	1,745,134
592	605	596	594	581	564	545
3	7	3	3	226	33	28
12,096	24,192	12,096	12,096	218,872	26,310	41,732
4,032	3,456	4,032	4,032	968	797	1,490
5		5	5	5		
3,888		6,048	6,048	6,048		
778		1,210	1,210	1,210		
				239	35	23
				230,237	33,775	12,528
				963	965	545
				159	18	3
				113,813	13,415	1,620
				716	745	540
6,363	7,397	7,945	7,163	6,713	7,715	8,019
6,058,303	7,070,812	6,720,233	7,024,785	6,745,980	8,118,494	8,768,355
952	956	846	981	1,005	1,052	1,093

(3) 塩干・加工品

品目別・出荷地	計	4月	5月	6月	7月	8月
開干あじ	5,404	320	261	305	419	624
福島	5,157,389	346,757	294,041	285,908	379,769	556,534
	954	1,084	1,127	937	906	892
茨城	8,207	787	811	585	698	513
	14,058,284	1,345,222	1,434,565	999,676	1,068,304	908,534
	1,713	1,709	1,769	1,709	1,531	1,771
千葉	843	76	92	47	92	103
	1,008,779	93,847	95,898	62,459	104,324	82,313
	1,197	1,235	1,042	1,329	1,134	799
東京	847	62	104		45	78
	796,490	31,752	70,481		31,590	191,959
	940	512	678		702	2,461
神奈川	3,612	156	681	306	363	316
	1,289,045	57,283	249,156	106,920	129,276	116,813
	357	367	366	349	356	370
石川	38					
	213,840					
	5,627					
静岡	67,576	5,248	5,245	5,828	5,357	5,694
	65,009,083	5,347,696	5,760,568	5,498,887	5,406,916	5,970,660
	962	1,019	1,098	944	1,009	1,049
山口	32	4	4	10	6	4
	24,192	3,672	3,672	7,344	3,672	3,672
	756	918	918	734	612	918
開干さんま 合計	58,288	5,682	5,308	5,210	5,054	4,466
平均単価	53,414,596	4,878,809	4,883,558	4,743,677	4,945,164	4,300,443
	916	859	920	910	978	963
福島	47,814	4,629	4,438	4,285	4,010	3,651
	41,711,944	3,724,816	3,841,725	3,700,995	3,698,574	3,356,354
	872	805	866	864	922	919
岩手	16	6	10			
	21,168	10,584	10,584			
	1,323	1,764	1,058			
宮城	1,596	136	200	152	152	192
	1,365,336	117,504	166,104	131,328	131,328	165,888
	855	864	831	864	864	864
茨城	6,492	864	629	644	663	489
	7,138,454	951,993	829,553	704,862	736,749	571,320
	1,100	1,102	1,319	1,095	1,111	1,168
千葉	1,496	38	27	129	229	122
	2,441,966	46,048	33,130	206,492	378,513	200,401
	1,632	1,212	1,227	1,601	1,653	1,643
東京	34		4			12
	16,070		2,462			6,480
	473		616			540
静岡	14	9				
	31,914	27,864				
	2,280	3,096				
山口	826					
	687,744					
	833					
丸干さんま 合計	3,700	363	304	268	353	360
平均単価	3,692,671	266,988	283,371	301,922	345,199	367,998
	998	736	932	1,127	978	1,022
福島	3,685	358	304	268	348	355
	3,676,795	261,696	283,371	301,922	339,907	362,706
	998	731	932	1,127	977	1,022
岩手	15	5			5	5
	15,876	5,292			5,292	5,292
	1,058	1,058			1,058	1,058
開干ほっけ 合計	148,420	14,900	13,967	12,211	12,836	13,767
平均単価	174,353,659	16,341,262	16,204,339	14,400,989	14,809,826	14,765,255
	1,175	1,097	1,160	1,179	1,154	1,073
福島	63,646	7,913	6,078	5,144	5,352	4,934
	75,261,797	7,915,011	6,798,105	5,775,391	6,607,193	5,818,069
	1,183	1,000	1,118	1,123	1,235	1,179

上段：数量=kg
 单位 中断：金額=円
 下段：単価=円

9月	10月	11月	12月	1月	2月	3月
470	547	395	636	439	320	668
411,976	479,175	381,643	619,138	443,861	314,172	644,415
877	876	966	973	1,011	982	965
546	422	527	502	833	1,059	924
908,371	835,348	937,246	985,419	1,464,512	1,727,186	1,443,901
1,664	1,979	1,778	1,963	1,758	1,631	1,563
64	48	46	149	55	40	31
54,730	69,247	51,555	208,502	65,272	62,227	58,405
855	1,443	1,121	1,399	1,187	1,556	1,884
153	45	41	12	58	237	12
139,925	41,645	44,367	8,424	41,472	185,155	9,720
915	925	1,082	702	715	781	810
144	540	924	182			
49,572	189,540	326,268	64,217			
344	351	353	353			
						38
						213,840
						5,627
4,986	5,795	6,012	5,682	5,328	6,059	6,342
4,493,729	5,455,857	4,979,154	5,139,085	4,730,863	5,829,754	6,395,914
901	941	828	904	888	962	1,009
						4
						2,160
						540
4,054	4,252	3,817	3,827	4,892	5,457	6,269
3,737,840	3,330,625	3,438,784	4,036,007	4,722,679	4,888,287	5,508,723
922	783	901	1,055	965	896	879
3,079	3,751	3,114	3,005	4,254	4,329	5,269
2,674,378	2,714,040	2,831,416	3,129,287	3,982,504	3,677,221	4,380,634
869	724	909	1,041	936	849	831
112	88	88	132	112	104	128
96,768	69,120	76,032	114,048	96,768	89,856	110,592
864	785	864	864	864	864	864
664	294	543	374	242	602	484
649,782	350,433	412,452	432,216	337,338	632,448	529,308
979	1,192	760	1,156	1,394	1,051	1,094
181	119	72	120	84	184	191
309,784	197,032	118,884	191,112	133,269	309,050	318,251
1,712	1,656	1,651	1,593	1,587	1,680	1,666
18						
7,128						
396						
						5
						4,050
						810
			196	200	238	192
			169,344	172,800	179,712	165,888
			864	864	755	864
168	189	240	509	254	329	363
155,354	197,358	274,610	556,719	254,673	283,718	404,761
925	1,044	1,144	1,094	1,003	862	1,115
168	189	240	509	254	329	363
155,354	197,358	274,610	556,719	254,673	283,718	404,761
925	1,044	1,144	1,094	1,003	862	1,115
12,343	11,340	11,708	15,021	11,239	9,347	9,741
12,980,510	12,804,324	13,033,072	17,919,698	15,289,669	12,565,685	13,239,030
1,052	1,129	1,113	1,193	1,360	1,344	1,359
5,317	4,807	4,913	6,010	6,236	3,833	3,109
5,660,458	5,147,618	5,446,466	7,333,845	8,503,770	5,048,521	5,207,350
1,065	1,071	1,109	1,220	1,364	1,317	1,675

(3) 塩干・加工品

品目別・出荷地	計	4月	5月	6月	7月	8月
開干ほっけ	15				8	
北海道	49,248				24,624	
	3,283				3,078	
青森	16					
	8,640					
	540					
宮城	2,301	333	182	99	241	223
	2,710,952	347,131	195,629	100,957	230,239	260,364
	1,178	1,042	1,075	1,020	955	1,168
茨城	36,695	3,127	3,954	3,461	3,950	3,678
	48,695,566	4,653,811	5,293,626	4,354,422	4,655,777	4,397,690
	1,327	1,488	1,339	1,258	1,179	1,196
千葉	39,820	1,794	2,815	3,364	2,810	4,449
	42,440,537	2,238,227	3,279,849	3,978,931	2,863,924	3,856,156
	1,066	1,248	1,165	1,183	1,019	867
東京	148	16	16			10
	161,676	25,920	14,256			10,044
	1,092	1,620	891			1,004
富山	531	50		60	60	37
	977,179	88,128		105,752	105,753	67,565
	1,840	1,763		1,763	1,763	1,826
静岡	5,248	1,667	922	83	415	436
	4,048,064	1,073,034	622,874	85,536	322,316	355,367
	771	644	676	1,031	777	815
開干きちじ 合 計	9,263	570	462	583	948	1,198
平均単価	19,733,640	1,441,978	1,089,568	1,341,986	1,818,880	2,613,924
	2,130	2,530	2,358	2,302	1,919	2,182
福島	8,823	552	435	547	912	1,117
	19,266,443	1,425,454	1,062,838	1,306,994	1,783,888	2,535,192
	2,184	2,582	2,443	2,389	1,956	2,270
宮城	440	18	27	36	36	81
	467,197	16,524	26,730	34,992	34,992	78,732
	1,062	918	990	972	972	972
開干さば 合 計	27,281	2,233	2,253	2,249	2,074	1,589
平均単価	21,557,964	1,684,787	1,634,443	1,397,262	1,612,032	1,198,522
	790	754	725	621	777	754
福島	3,541	339	305	218	336	291
	5,125,618	565,696	455,323	346,720	560,281	395,858
	1,448	1,669	1,493	1,590	1,668	1,360
宮城	393	10				
	352,390	5,184				
	897	518				
茨城	19,660	1,510	1,583	1,682	1,335	900
	12,330,111	776,034	834,651	723,384	676,150	444,522
	627	514	527	430	506	494
千葉	2,182	188	194	198	252	248
	2,148,423	159,018	168,916	170,908	237,688	226,978
	985	846	871	863	943	915
東京	24			6		
	22,788			5,875		
	950			979		
神奈川	3					
	1,944					
	648					
石川	38					
	213,840					
	5,627					
静岡	1,435	186	171	145	146	150
	1,356,100	178,855	175,553	150,375	131,163	131,164
	945	962	1,027	1,037	898	874
鳥取	5				5	
	6,750				6,750	
	1,350				1,350	
身欠にしん 合 計	13,842	2,596	1,830	1,051	631	499
平均単価	14,669,284	2,475,316	2,092,947	1,083,957	732,729	519,496
	1,060	954	1,144	1,031	1,161	1,041

上段：数量=kg
 单位 中断：金額=円
 下段：単価=円

9月	10月	11月	12月	1月	2月	3月
		3 8,208 2,736	4 16,416 4,104			
					16 8,640 540	
176 185,909 1,056	236 358,148 1,518	255 338,933 1,329	215 309,092 1,438	70 61,687 881	103 115,634 1,123	168 207,229 1,234
3,953 4,311,378 1,091	3,076 4,059,497 1,320	2,910 3,741,737 1,286	2,820 3,946,594 1,400	2,097 3,283,524 1,566	2,187 3,389,243 1,550	1,482 2,608,267 1,760
2,805 2,713,404 967	3,132 3,124,149 997	3,507 3,340,672 953	5,679 5,964,002 1,050	2,412 2,965,798 1,230	2,723 3,408,325 1,252	4,330 4,707,100 1,087
					80 90,720 1,134	26 20,736 798
27 52,876 1,958	47 82,252 1,750	60 105,752 1,763	27 51,148 1,894	78 146,363 1,876	75 149,818 1,998	10 21,772 2,177
65 56,485 869	42 32,660 778	60 51,304 855	266 298,601 1,123	346 328,527 950	330 354,784 1,075	616 466,576 757
505 1,002,847 1,986	378 915,272 2,421	777 1,615,396 2,079	2,359 4,716,198 1,999	385 1,014,921 2,636	689 1,126,422 1,635	409 1,036,248 2,534
472 961,051 2,036	351 884,654 2,520	750 1,584,778 2,113	2,242 4,584,978 2,045	385 1,014,921 2,636	651 1,085,447 1,667	409 1,036,248 2,534
33 41,796 1,267	27 30,618 1,134	27 30,618 1,134	117 131,220 1,122		38 40,975 1,078	
1,794 1,401,354 781	1,820 1,356,546 745	2,067 1,470,933 712	2,226 1,929,700 867	2,258 1,995,581 884	2,833 2,371,566 837	3,885 3,505,238 902
204 336,849 1,651	250 337,656 1,351	239 306,976 1,284	424 505,306 1,192	317 483,588 1,526	274 351,121 1,281	344 480,244 1,396
		232 143,937 620	71 96,889 1,365		2 1,080 540	78 105,300 1,350
1,299 804,702 619	1,290 751,338 582	1,336 794,236 594	1,263 848,959 672	1,778 1,318,239 741	2,438 1,859,932 763	3,246 2,497,964 770
144 135,846 943	154 145,332 944	160 142,316 889	346 370,261 1,070	107 134,134 1,254	78 108,756 1,394	113 148,270 1,312
			18 16,913 940			
			3 1,944 648			
						38 213,840 5,627
147 123,957 843	126 122,220 970	100 83,468 835	101 89,428 885	56 59,620 1,065	41 50,677 1,236	66 59,620 903
547 610,119 1,115	780 839,240 1,076	660 831,247 1,259	2,688 2,810,581 1,046	609 631,169 1,036	887 950,491 1,072	1,064 1,091,992 1,026

(3) 塩干・加工品

品目別・出荷地	計	4月	5月	6月	7月	8月
身欠にしん	2			2		
福島	7,344			7,344		
	3,672			3,672		
北海道	13,762	2,564	1,830	1,049	629	499
	14,539,143	2,419,329	2,092,947	1,076,613	723,981	519,496
	1,056	944	1,144	1,026	1,151	1,041
宮城	32	32				
	55,987	55,987				
	1,750	1,750				
東京	46				2	
	66,810				8,748	
	1,452				4,374	
煮干	76,388	7,530	7,234	6,515	6,274	6,051
合計	169,146,549	15,349,613	16,538,433	14,152,209	14,048,918	12,683,089
平均単価	2,214	2,038	2,286	2,172	2,239	2,096
福島	1,484		143	15	54	41
	12,854,751		1,517,813	362,934	1,225,451	986,049
	8,662		10,614	24,196	22,694	24,050
宮城	1,719	176	183	149	124	281
	9,644,255	764,031	763,163	881,607	731,967	1,119,403
	5,610	4,341	4,170	5,917	5,903	3,984
茨城	21,773	2,398	2,181	1,881	1,569	1,663
	52,086,823	6,001,297	5,501,459	5,059,868	4,020,617	4,055,176
	2,392	2,503	2,522	2,690	2,563	2,438
千葉	2,782	189	295	529	349	133
	11,598,348	659,578	1,268,433	1,771,357	1,314,360	500,796
	4,169	3,490	4,300	3,349	3,766	3,765
東京	43,547	4,072	3,946	3,550	3,683	3,604
	67,997,770	5,839,472	6,029,502	5,058,855	5,481,921	5,075,406
	1,561	1,434	1,528	1,425	1,488	1,408
神奈川	60		6	4	6	12
	31,136		4,374	2,916	4,665	9,039
	519		729	729	778	753
新潟	150	12	6	12	12	12
	347,652	27,864	13,932	27,864	27,864	27,864
	2,318	2,322	2,322	2,322	2,322	2,322
静岡	2,327	267	167	149	183	158
	7,902,892	857,366	600,694	428,586	589,895	543,931
	3,396	3,211	3,597	2,876	3,223	3,443
愛知	595	172	133	51	53	4
	1,812,647	525,058	387,099	157,982	186,241	17,253
	3,046	3,053	2,911	3,098	3,514	4,313
兵庫	97	12	11	11	27	4
	204,104	30,024	22,118	22,874	38,717	10,022
	2,104	2,502	2,011	2,079	1,434	2,506
島根	28	7	1		3	2
	112,968	21,384	5,400		16,200	9,936
	4,035	3,055	5,400		5,400	4,968
広島	9		4	1		
	46,656		20,736	0		
	5,184		5,184	0		
愛媛	211	57	16	14	17	14
	1,316,220	267,429	111,586	97,976	113,983	92,469
	6,238	4,692	6,974	6,998	6,705	6,605
福岡	1,606	168	142	149	194	123
	3,190,327	356,110	292,124	279,390	297,037	235,745
	1,987	2,120	2,057	1,875	1,531	1,917
みりん干	24,270	2,268	1,968	1,901	2,052	1,890
合計	35,471,523	3,269,619	2,907,050	2,771,459	3,009,015	2,915,162
平均単価	1,462	1,442	1,477	1,458	1,466	1,542
福島	23,408	2,210	1,963	1,892	2,044	1,871
	34,290,276	3,189,024	2,887,748	2,741,236	2,980,519	2,849,409
	1,465	1,443	1,471	1,449	1,458	1,523
北海道	9	2	4	3		
	27,042	6,436	15,422	5,184		
	3,005	3,218	3,856	1,728		

上段：数量=kg
 单位 中断：金額=円
 下段：単価=円

9月	10月	11月	12月	1月	2月	3月
547	780	653	2,651	609	887	1,064
610,119	839,240	814,399	2,769,367	631,169	950,491	1,091,992
1,115	1,076	1,247	1,045	1,036	1,072	1,026
		7	37			
		16,848	41,214			
		2,407	1,114			
6,520	5,661	5,728	6,291	5,588	6,080	6,916
14,291,584	11,650,678	12,927,318	14,401,780	12,735,998	14,302,568	16,064,361
2,192	2,058	2,257	2,289	2,279	2,352	2,323
24	6	31	67	65	746	292
1,132,538	2,134	1,070,975	906,462	1,115,392	2,870,909	1,664,094
47,189	356	34,548	13,529	17,160	3,848	5,699
113	155	173	118	75	78	94
716,728	800,270	936,811	703,334	772,035	675,614	779,292
6,343	5,163	5,415	5,960	10,294	8,662	8,290
2,179	1,768	2,087	1,797	1,700	1,980	570
5,248,111	4,358,313	4,507,335	4,152,268	3,611,994	4,449,907	1,120,478
2,408	2,465	2,160	2,311	2,125	2,247	1,966
152	181	149	217	112	205	271
778,583	780,894	721,300	1,097,717	578,610	923,643	1,203,077
5,122	4,314	4,841	5,059	5,166	4,506	4,439
3,720	3,182	2,950	3,608	3,337	2,656	5,239
5,440,196	4,522,707	4,630,057	6,092,209	5,767,940	4,194,991	9,864,514
1,462	1,421	1,570	1,689	1,728	1,579	1,883
	4	4	4			20
	2,916	2,852	2,916			1,458
	729	713	729			73
12	6	12	12	12	18	24
27,864	13,932	27,864	27,864	27,540	41,796	55,404
2,322	2,322	2,322	2,322	2,295	2,322	2,309
169	185	192	262	156	207	232
576,134	691,738	671,975	885,189	528,561	697,656	831,167
3,409	3,739	3,500	3,379	3,388	3,370	3,583
8	24	23	52	15	25	35
34,263	98,658	82,285	132,003	38,361	63,935	89,509
4,283	4,111	3,578	2,539	2,557	2,557	2,557
4	4	8	4	4	4	4
10,022	10,022	20,044	10,022	10,022	10,022	10,195
2,506	2,506	2,506	2,506	2,506	2,506	2,549
	5	4	4			2
	20,304	9,936	19,872			9,936
	4,061	2,484	4,968			4,968
						4
						25,920
						6,480
13	13	12	14	12	14	15
87,091	89,813	83,009	95,256	83,009	93,898	100,701
6,699	6,909	6,917	6,804	6,917	6,707	6,713
126	128	83	132	100	147	114
240,054	258,977	162,875	276,668	202,534	280,197	308,616
1,905	2,023	1,962	2,096	2,025	1,906	2,707
1,893	1,902	1,946	1,971	1,983	1,970	2,526
2,684,947	2,657,403	2,818,638	3,135,438	2,902,922	2,802,458	3,597,412
1,418	1,397	1,448	1,591	1,464	1,423	1,424
1,803	1,647	1,745	1,926	1,953	1,900	2,454
2,588,934	2,380,806	2,584,204	3,050,341	2,839,753	2,700,226	3,498,076
1,436	1,446	1,481	1,584	1,454	1,421	1,425

(3) 塩干・加工品

品目別・出荷地	計	4月	5月	6月	7月	8月
みりん干	2	2				
青森	5,832	5,832				
	2,916	2,916				
宮城	84	54	1	1	8	2
	164,752	68,327	3,880	7,759	28,496	8,730
	1,961	1,265	3,880	7,759	3,562	4,365
茨城	661			5		17
	794,341			17,280		57,023
	1,202			3,456		3,354
千葉	15					
	9,979					
	665					
兵庫	40					
	74,909					
	1,873					
山口	51					
	104,392					
	2,047					
するめ	40,309	3,574	2,183	2,044	2,857	3,194
合計	75,198,689	4,188,016	3,749,576	3,468,918	4,926,723	4,945,453
平均単価	1,866	1,172	1,718	1,697	1,724	1,548
福島	12,568	2,320	904	771	1,313	1,472
	19,821,828	1,917,163	1,384,088	1,191,348	1,964,109	1,827,168
	1,577	826	1,531	1,545	1,496	1,241
北海道	7,630	50	110	230	120	30
	16,983,864	105,840	231,876	495,180	255,312	63,180
	2,226	2,117	2,108	2,153	2,128	2,106
青森	6,316	534	528	492	480	639
	5,725,686	523,854	427,680	430,704	441,526	539,536
	907	981	810	875	920	844
岩手	896	21	82	66	55	71
	2,611,332	62,208	291,082	178,286	191,549	236,682
	2,914	2,962	3,550	2,701	3,483	3,334
宮城	1,064	89	61	84	59	98
	2,837,328	184,239	138,652	190,006	171,051	183,363
	2,667	2,070	2,273	2,262	2,899	1,871
茨城	225	82	10		32	58
	320,857	136,728	18,900		24,451	36,288
	1,426	1,667	1,890		764	626
千葉	6,278	354	376	205	242	282
	13,901,398	761,724	820,330	453,654	541,512	606,636
	2,214	2,152	2,182	2,213	2,238	2,151
東京	4,085	12		85	430	430
	7,698,931	5,832		72,036	909,900	981,720
	1,885	486		847	2,116	2,283
愛知	98	10	12	6	14	8
	340,848	34,344	41,688	20,952	48,600	27,864
	3,478	3,434	3,474	3,492	3,471	3,483
大阪	987	82	96	69	76	86
	4,625,424	437,724	391,608	372,600	298,296	399,816
	4,686	5,338	4,079	5,400	3,925	4,649
兵庫	132			36	30	20
	303,264			64,152	74,520	43,200
	2,297			1,782	2,484	2,160
福岡	30	20	4		6	
	27,929	18,360	3,672		5,897	
	931	918	918		983	
その他干物	174,096	17,980	14,831	13,880	15,018	13,442
合計	168,882,628	16,048,895	13,891,882	12,667,606	14,265,527	13,772,005
平均単価	970	893	937	913	950	1,025
福島	68,576	7,816	6,475	5,740	6,971	6,238
	64,528,970	6,161,570	5,760,434	5,102,720	6,443,191	6,083,462
	941	788	890	889	924	975
北海道	1,360	144	66	87	48	108
	1,835,834	105,148	43,286	76,842	116,640	203,796
	1,350	730	656	883	2,430	1,887

上段：数量=kg
 单位 中断：金額=円
 下段：単価=円

9月	10月	11月	12月	1月	2月	3月
2	1	1	1	1	12	0
9,699	6,790	6,789	2,910	4,850	15,552	970
4,850	6,790	6,789	2,910	4,850	1,296	0
88	254	144	12	18	52	71
86,314	269,807	130,121	37,087	30,326	70,350	96,033
981	1,062	904	3,091	1,685	1,353	1,353
		15				
		9,979				
		665				
		25	15			
		55,080	19,829			
		2,203	1,322			
		16	17	11	6	1
		32,465	25,271	27,993	16,330	2,333
		2,029	1,487	2,545	2,722	2,333
2,782	4,287	5,360	9,914	1,512	1,328	1,274
3,735,100	8,789,029	10,017,825	23,642,521	2,678,846	2,639,727	2,416,955
1,343	2,050	1,869	2,385	1,772	1,988	1,897
1,517	844	658	1,502	829	251	187
1,402,407	1,178,421	1,615,842	4,971,576	1,442,320	498,226	429,160
924	1,396	2,456	3,310	1,740	1,985	2,295
90	960	1,640	4,120	100	120	60
191,700	2,148,336	3,729,456	9,160,884	212,760	262,980	126,360
2,130	2,238	2,274	2,224	2,128	2,192	2,106
437	422	1,125	655	289	377	338
418,716	418,770	715,986	803,412	301,687	309,334	394,481
958	992	636	1,227	1,044	821	1,167
44	114	91	160	32	100	60
123,606	351,799	254,178	443,394	82,134	242,514	153,900
2,809	3,086	2,793	2,771	2,567	2,425	2,565
73	236	93	97	27	44	103
148,447	726,483	247,756	336,455	81,045	179,173	250,658
2,034	3,078	2,664	3,469	3,002	4,072	2,434
1			4	8	30	
0			10,530	2,592	91,368	
0			2,633	324	3,046	
550	817	641	1,970	140	320	381
1,206,144	1,901,880	1,378,026	4,420,656	302,832	687,852	820,152
2,193	2,328	2,150	2,244	2,163	2,150	2,153
40	840	1,030	1,014	58	32	114
92,880	1,783,620	1,770,509	1,870,106	102,276	50,544	59,508
2,322	2,123	1,719	1,844	1,763	1,580	522
6	10	6	16	8	2	
20,952	34,776	21,168	55,728	27,864	6,912	
3,492	3,478	3,528	3,483	3,483	3,456	
24	44	40	366	21	52	31
130,248	244,944	220,752	1,512,540	123,336	310,824	182,736
5,427	5,567	5,519	4,133	5,873	5,977	5,895
		36	10			
		64,152	57,240			
		1,782	5,724			
12,281	12,385	14,186	16,199	15,601	14,509	13,784
10,792,743	11,728,637	14,128,586	19,656,185	14,267,250	14,050,197	13,613,115
879	947	996	1,213	915	968	988
5,119	4,721	5,118	5,921	5,467	4,264	4,726
4,242,233	4,206,454	5,233,738	7,262,815	5,354,561	3,993,984	4,683,808
829	891	1,023	1,227	979	937	991
48	124	61	174	244	74	182
53,460	116,964	116,672	356,693	248,346	92,826	305,161
1,114	943	1,913	2,050	1,018	1,254	1,677

(3) 塩干・加工品

品目別・出荷地	計	4月	5月	6月	7月	8月
その他干物	8,571	55	49	224	176	121
青森	6,627,054	92,772	109,836	159,796	113,616	94,608
	773	1,687	2,242	713	646	782
岩手	132	8	4	24		96
	48,491	5,832	2,333	15,270		25,056
	367	729	583	636		261
宮城	1,380	56	146	100	116	104
	3,323,810	252,040	377,801	277,629	289,105	259,780
	2,409	4,501	2,588	2,776	2,492	2,498
秋田	3					3
	8,748					8,748
	2,916					2,916
茨城	21,148	2,477	1,395	1,561	1,445	1,369
	27,270,687	3,254,331	2,020,971	2,093,393	1,978,054	2,052,615
	1,290	1,314	1,449	1,341	1,369	1,499
千葉	1,347	90	104	146	137	152
	2,102,006	151,266	180,967	213,314	190,146	267,647
	1,561	1,681	1,740	1,461	1,388	1,761
東京	3,112	275	154	218	58	109
	3,837,129	312,390	214,261	193,482	87,685	140,572
	1,233	1,136	1,391	888	1,512	1,290
神奈川	20				7	4
	24,894				6,156	6,124
	1,245				879	1,531
新潟	30				10	6
	81,240				40,349	28,215
	2,708				4,035	4,703
石川	64					
	362,880					
	5,670					
福井	237	15	18	15	27	18
	339,876	21,870	25,920	21,546	38,799	25,920
	1,434	1,458	1,440	1,436	1,437	1,440
静岡	656	95	46	39	77	54
	2,789,473	403,812	185,436	166,455	289,980	213,840
	4,252	4,251	4,031	4,268	3,766	3,960
兵庫	24,477	1,719	1,918	1,847	2,358	2,385
	28,787,531	2,290,535	2,304,952	2,076,149	2,481,493	2,723,708
	1,176	1,332	1,202	1,124	1,052	1,142
鳥取	1,593	173	147	93	163	108
	2,518,196	315,511	201,365	145,800	244,923	153,057
	1,581	1,824	1,370	1,568	1,503	1,417
山口	40,810	5,022	4,265	3,753	3,361	2,555
	23,416,605	2,608,810	2,384,616	2,039,458	1,838,902	1,449,001
	574	519	559	543	547	567
愛媛	274	25	16	33	22	12
	726,408	65,448	47,304	85,752	61,128	35,856
	2,651	2,618	2,957	2,599	2,779	2,988
福岡	306	10	28		42	
	252,796	7,560	32,400		45,360	
	826	756	1,157		1,080	
焼物	42,872	4,755	4,121	4,072	3,980	3,471
合計	62,842,749	6,484,678	5,877,708	6,280,949	6,393,848	5,418,221
平均単価	1,466	1,364	1,426	1,542	1,606	1,561
福島	6,008	782	706	722	748	660
	12,645,053	1,671,596	1,514,886	1,560,514	1,588,794	1,436,001
	2,105	2,138	2,146	2,161	2,124	2,176
北海道	466				1	196
	514,188				0	127,008
	1,103				0	648
青森	1,918	128	36	105	62	50
	1,222,884	140,940	36,288	56,592	41,796	27,000
	638	1,101	1,008	539	674	540
岩手	3	1				2
	27,432	8,856				18,576
	9,144	8,856				9,288

上段：数量=kg
 单位 中断：金額=円
 下段：単価=円

9月	10月	11月	12月	1月	2月	3月
529 208,656 394	648 272,268 420	1,851 1,041,811 563	1,692 1,707,588 1,009	1,018 916,920 901	1,406 1,292,501 919	802 616,682 769
186 342,605 1,842	138 273,097 1,979	107 263,844 2,466	78 238,425 3,057	159 306,205 1,926	143 264,130 1,847	47 179,149 3,812
1,433 1,630,314 1,138	1,421 2,082,798 1,466	1,742 2,304,851 1,323	2,329 3,062,021 1,315	1,862 1,995,508 1,072	2,217 2,667,324 1,203	1,897 2,128,507 1,122
51 57,347 1,124	146 172,227 1,180	130 177,833 1,368	184 397,992 2,163	65 94,781 1,458	56 70,199 1,254	86 128,287 1,492
138 156,033 1,131	102 180,144 1,766	718 743,915 1,036	251 368,464 1,468	412 453,989 1,102	430 574,376 1,336	247 411,818 1,667
			9 12,614 1,402			
2 0 0	4 4,200 1,050	3 3,188 1,063	2 2,100 1,050	1 1,050 1,050	1 1,069 1,069	1 1,069 1,069
						64 362,880 5,670
18 25,920 1,440	18 25,920 1,440	27 38,637 1,431	30 42,930 1,431	15 20,736 1,382	24 34,344 1,431	12 17,334 1,445
64 232,924 3,639	66 244,890 3,710	76 374,328 4,925	92 434,268 4,720	13 81,324 6,256	21 104,976 4,999	13 57,240 4,403
1,841 2,020,656 1,098	1,943 2,189,770 1,127	1,692 2,002,998 1,184	2,302 3,551,119 1,543	2,295 2,338,553 1,019	2,073 2,385,709 1,151	2,104 2,421,889 1,151
156 241,056 1,545	136 201,463 1,481	95 152,669 1,607	64 96,423 1,507	159 250,705 1,577	194 298,824 1,540	105 216,400 2,061
2,670 1,512,635 567	2,844 1,601,518 563	2,506 1,573,154 628	2,869 1,935,569 675	3,891 2,204,572 567	3,593 2,235,375 622	3,481 2,032,995 584
26 68,904 2,650	53 132,624 2,502	30 73,008 2,434	27 71,928 2,664		13 34,560 2,658	17 49,896 2,935
	21 24,300 1,157	30 27,940 931	175 115,236 658			
3,052 4,330,591 1,419	2,813 3,893,932 1,384	3,196 5,076,073 1,588	2,468 3,840,495 1,556	3,605 5,245,366 1,455	3,238 4,453,646 1,375	4,101 5,547,242 1,353
310 563,305 1,817	172 341,449 1,985	235 473,400 2,014	243 502,207 2,067	386 792,002 2,052	306 640,052 2,092	738 1,560,847 2,115
207 215,136 1,039	40 124,416 3,110	10 31,104 3,110			12 16,524 1,377	
19 26,568 1,398	300 162,000 540	440 237,600 540	190 91,800 483	300 163,944 546	121 65,880 544	167 172,476 1,033

(3) 塩干・加工品

品目別・出荷地	計	4月	5月	6月	7月	8月
焼物	26,135	3,084	2,664	2,359	2,273	2,030
宮城	31,186,901	3,308,112	2,999,279	2,945,596	3,091,450	2,734,529
	1,193	1,073	1,126	1,249	1,360	1,347
	650	15	43	43	36	
茨城	2,466,713	20,347	48,330	39,096	22,734	
	3,795	1,356	1,124	909	632	
	4					
埼玉	6,480					
	1,620					
	2,157	159	182	155	195	173
千葉	2,652,885	192,078	206,118	212,274	234,468	207,900
	1,230	1,208	1,133	1,370	1,202	1,202
	22	14				
東京	21,384	13,608				
	972	972				
	16			4	2	1
石川	32,495			3,434	3,434	1,717
	2,031			859	1,717	1,717
	140	23	31	13	6	22
島根	349,338	59,228	77,760	33,696	15,552	57,024
	2,495	2,575	2,508	2,592	2,592	2,592
	16					
広島	16,200					
	1,013					
	48	4	4	8		
愛媛	130,464	10,800	10,800	21,600		
	2,718	2,700	2,700	2,700		
	5,289	545	455	663	657	337
大分	11,570,332	1,059,113	984,247	1,408,147	1,395,620	808,466
	2,188	1,943	2,163	2,124	2,124	2,399
揚物	387,701	30,037	30,206	29,561	26,743	26,639
合計	358,410,417	27,269,370	27,150,853	25,418,167	24,403,748	24,523,761
平均単価	924	908	899	860	913	921
	19,909	1,784	1,527	1,388	1,139	1,337
福島	38,965,084	2,782,380	2,999,119	2,640,945	2,399,800	2,602,512
	1,957	1,560	1,964	1,903	2,107	1,947
	74				7	4
北海道	124,751				19,756	9,888
	1,686				2,822	2,472
	4					
青森	5,616					
	1,404					
	164,280	12,560	12,533	11,150	10,897	9,415
宮城	118,264,990	8,855,199	8,898,481	7,779,647	7,712,185	6,959,922
	720	705	710	698	708	739
	8,573	571	866	811	810	672
秋田	3,325,515	220,855	325,978	310,111	314,730	260,187
	388	387	376	382	389	387
	1,101	156	103	91	88	88
山形	1,324,671	185,557	131,301	115,945	125,018	121,822
	1,203	1,189	1,275	1,274	1,421	1,384
	70,751	6,009	5,646	5,150	5,083	4,870
茨城	92,835,364	8,462,861	7,638,093	6,939,754	6,906,650	6,284,371
	1,312	1,408	1,353	1,348	1,359	1,290
	8,238	737	919	673	800	600
栃木	5,008,323	258,401	456,929	382,351	680,440	464,637
	608	351	497	568	851	774
	128	4	2	4	8	4
群馬	262,842	9,244	4,622	9,244	18,489	9,244
	2,053	2,311	2,311	2,311	2,311	2,311
	168	4	8			
埼玉	74,786	9,279	7,876			
	445	2,320	985			
	7,720	698	694	567	595	453
千葉	5,267,355	441,483	443,085	386,585	370,146	279,848
	682	632	638	682	622	618

上段：数量=kg
 单位 中断：金額=円
 下段：単価=円

9月	10月	11月	12月	1月	2月	3月
1,944	1,751	1,593	1,421	2,245	2,243	2,528
2,385,307	2,270,453	1,863,327	1,683,809	2,768,704	2,622,649	2,513,686
1,227	1,297	1,170	1,185	1,233	1,169	994
46		205	97	66	13	86
45,274		1,146,778	549,698	372,228	64,981	157,247
984		5,594	5,667	5,640	4,999	1,828
					4	
					6,480	
					1,620	
169	232	190	165	141	165	231
232,470	242,163	215,892	228,717	179,847	210,060	290,898
1,376	1,044	1,136	1,386	1,276	1,273	1,259
		8				
		7,776				
		972				
	1	2				6
	1,814	3,434				18,662
	1,814	1,717				3,110
11	5	2		1	4	22
28,318	12,960	5,184		2,592	10,368	46,656
2,574	2,592	2,592		2,592	2,592	2,121
						16
						16,200
						1,013
8	8	8	4			4
21,600	21,600	21,600	10,800			11,664
2,700	2,700	2,700	2,700			2,916
338	304	503	348	466	370	303
812,613	717,077	1,069,978	773,464	966,049	816,652	758,906
2,404	2,359	2,127	2,223	2,073	2,207	2,505
32,623	35,399	35,324	40,153	33,676	33,551	33,789
29,960,694	33,181,483	33,298,802	40,276,441	30,381,434	30,674,781	31,870,883
918	937	943	1,003	902	914	943
1,592	1,938	1,982	2,280	1,605	1,505	1,832
3,177,572	3,595,788	3,826,748	5,125,619	3,219,648	3,043,398	3,551,555
1,996	1,855	1,931	2,248	2,006	2,022	1,939
1	30	14	8	4	3	3
2,981	8,865	34,084	22,355	10,431	8,941	7,450
2,981	296	2,435	2,794	2,608	2,980	2,483
		4				
		5,616				
		1,404				
13,921	15,872	15,562	17,449	16,935	14,881	13,105
10,165,497	11,555,590	11,266,262	12,911,554	12,060,152	10,630,300	9,470,201
730	728	724	740	712	714	723
739	709	715	668	657	644	711
286,742	273,642	278,831	267,853	256,981	252,552	277,053
388	386	390	401	391	392	390
89	85	67	105	68	84	77
105,232	97,973	78,621	120,025	72,290	84,362	86,525
1,182	1,153	1,173	1,143	1,063	1,004	1,124
6,253	6,382	6,463	6,646	5,208	5,970	7,071
7,885,847	8,342,151	8,269,152	8,113,131	6,947,472	7,826,439	9,219,443
1,261	1,307	1,279	1,221	1,334	1,311	1,304
519	878	623	670	528	639	652
432,034	498,979	377,966	435,561	258,950	386,059	376,016
832	568	607	650	490	604	577
22	16	36	14	2	6	10
36,935	35,056	60,846	37,562	4,622	13,866	23,112
1,679	2,191	1,690	2,683	2,311	2,311	2,311
26	36	48	16	12	16	2
9,604	13,299	17,731	5,912	4,434	5,912	739
369	369	369	370	370	370	370
660	670	591	655	525	883	729
446,782	473,396	421,353	443,915	368,602	643,245	548,915
677	707	713	678	702	728	753

(3) 塩干・加工品

品目別・出荷地	計	4月	5月	6月	7月	8月
揚物	797	71	113	26	91	41
東京	1,246,807	138,672	154,629	48,859	192,348	78,409
	1,564	1,953	1,368	1,879	2,114	1,912
神奈川	980	27	33	81	50	198
	1,058,680	5,832	15,810	17,410	10,800	46,332
	1,080	216	479	215	216	234
新潟	95,717	6,482	6,964	8,952	6,534	8,177
	78,286,836	4,998,137	5,405,410	6,157,391	5,079,226	5,731,734
	818	771	776	688	777	701
福井	240					
	276,735					
	1,153					
静岡	1,240	22	19	18	20	330
	3,571,447	19,958	17,237	16,330	18,145	1,030,864
	2,880	907	907	907	907	3,124
愛知	5,413	610	503	406	345	366
	6,654,079	694,370	568,389	511,319	471,603	503,548
	1,229	1,138	1,130	1,259	1,367	1,376
三重	1,231	240	263	174	248	15
	272,743	62,208	62,726	42,574	56,117	14,904
	222	259	239	245	226	994
滋賀	324			50	18	20
	237,426			31,104	13,996	15,552
	733			622	778	778
兵庫	177					
	277,182					
	1,566					
和歌山	24					
	31,104					
	1,296					
島根	22					
	51,321					
	2,333					
岡山	6		1			2
	0		0			0
	0		0			0
山口	325	54	12	12	6	43
	738,736	117,504	21,168	21,168	10,584	106,272
	2,273	2,176	1,764	1,764	1,764	2,471
長崎	259	8		8	4	4
	248,024	7,430		7,430	3,715	3,715
	958	929		929	929	929
かまぼこ 合計 平均単価	240,278	23,421	20,848	21,229	21,446	18,688
	214,407,123	19,254,506	16,468,845	16,193,150	17,070,143	14,664,184
	892	822	790	763	796	785
福島	68,055	5,597	5,035	4,793	4,876	4,349
	64,258,344	4,021,865	3,703,099	3,541,970	3,701,350	3,359,225
	944	719	735	739	759	772
北海道	422	30	20	45	20	35
	1,042,487	44,259	29,506	69,531	29,506	54,778
	2,470	1,475	1,475	1,545	1,475	1,565
宮城	82,792	6,925	7,236	8,177	6,860	8,263
	71,126,627	5,938,790	6,124,138	6,296,614	5,863,215	6,189,043
	859	858	846	770	855	749
山形	686	120	36	42	70	144
	662,202	116,640	35,370	37,584	64,800	144,720
	965	972	983	895	926	1,005
茨城	5,621	371	398	374	368	459
	1,601,256	100,170	106,380	100,980	114,847	129,222
	285	270	267	270	312	282
栃木	11					
	82,253					
	7,478					
埼玉	2,425	460	286	317	286	204
	2,206,664	423,609	245,682	289,155	248,457	170,982
	910	921	859	912	869	838

上段：数量=kg
 单位 中断：金額=円
 下段：単価=円

9月	10月	11月	12月	1月	2月	3月
84 134,460 1,601	48 67,521 1,407	55 83,204 1,513	62 100,823 1,626	27 38,880 1,440	146 153,792 1,053	33 55,210 1,673
108 169,128 1,566	133 206,712 1,554	152 238,032 1,566	132 245,268 1,858	66 103,356 1,566		
8,037 6,299,412 784	7,945 7,036,692 886	8,446 7,378,405 874	10,456 11,100,765 1,062	7,420 6,207,074 837	8,035 6,572,497 818	8,269 6,320,093 764
	62 64,604 1,042	17 19,119 1,125	50 59,941 1,199	83 99,502 1,199	22 26,375 1,199	6 7,194 1,199
66 111,744 1,693	82 201,979 2,463	124 356,819 2,878	125 440,303 3,522	42 71,148 1,694	87 229,032 2,633	305 1,057,888 3,468
377 573,454 1,521	341 486,802 1,428	317 434,338 1,370	389 541,975 1,393	328 441,716 1,347	494 607,910 1,231	937 818,655 874
	3 0 0		288 34,214 119			
76 46,850 616	40 31,104 778	20 15,552 778	40 31,104 778	30 23,328 778	20 15,552 778	10 13,284 1,328
				80 125,280 1,566	92 144,072 1,566	5 7,830 1,566
				24 31,104 1,296		
2 4,666 2,333	12 27,993 2,333		4 9,331 2,333	4 9,331 2,333		
	1 0 0				2 0 0	
25 49,464 1,979	59 104,112 1,765	36 84,780 2,355	72 206,939 2,874	0 1,128 0	6 15,617 2,603	
26 22,290 857	57 59,225 1,039	52 51,343 987	24 22,291 929	28 26,005 929	16 14,860 929	32 29,720 929
17,777 14,543,669 818	17,371 14,560,196 838	15,089 12,804,259 849	34,330 45,583,892 1,328	16,292 13,847,490 850	14,838 12,872,473 868	18,949 16,544,316 873
5,144 3,863,619 751	5,280 4,033,552 764	4,907 4,018,175 819	18,673 25,094,540 1,344	2,701 2,659,544 985	2,458 2,453,471 998	4,242 3,807,934 898
10 14,753 1,475	42 63,699 1,517	50 73,765 1,475	80 471,226 5,890	30 102,946 3,432	30 44,259 1,475	30 44,259 1,475
6,584 5,598,220 850	6,454 5,648,453 875	5,884 5,002,819 850	7,865 8,941,197 1,137	5,725 4,637,511 810	5,251 4,566,963 870	7,568 6,319,664 835
52 50,544 972	92 89,424 972	24 23,328 972	42 40,824 972	32 31,104 972	6 5,832 972	26 22,032 847
475 129,492 273	449 127,980 285	406 108,270 267	661 199,120 301	625 168,750 270	486 131,220 270	549 184,825 337
			11 82,253 7,478			
268 275,561 1,028	140 138,854 992	89 83,771 941	36 33,608 934	104 107,801 1,037	79 79,897 1,011	156 109,287 701

(3) 塩干・加工品

品目別・出荷地	計	4月	5月	6月	7月	8月
かまぼこ	5,027	1,732	233	226	250	278
千葉	5,314,078	2,190,822	258,188	256,006	277,275	258,932
	1,057	1,265	1,108	1,133	1,109	931
東京	1,778	123	159	160	176	150
	6,985,257	653,357	550,595	635,409	666,537	732,317
	3,929	5,312	3,463	3,971	3,787	4,882
神奈川	48,946	6,163	6,136	5,802	7,265	3,295
	36,576,783	4,242,798	4,313,425	3,811,518	4,885,795	2,283,497
	747	688	703	657	673	693
新潟	19,950	1,165	945	950	930	1,144
	18,773,622	932,825	773,775	783,188	760,744	878,277
	941	801	819	824	818	768
富山	84					
	486,087					
	5,787					
福井	38					
	82,080					
	2,160					
岐阜	33	3	3	2	3	3
	171,524	17,496	15,747	10,497	15,747	15,747
	5,198	5,832	5,249	5,249	5,249	5,249
静岡	112	6	8	8	12	6
	199,800	8,100	10,800	10,800	16,200	8,100
	1,784	1,350	1,350	1,350	1,350	1,350
愛知	3,712	646	338	298	280	300
	3,336,228	390,527	271,360	257,580	277,992	299,376
	899	605	803	864	993	998
兵庫	60					
	70,583					
	1,176					
和歌山	258	49	9	16	31	42
	583,783	100,591	21,060	28,944	84,564	95,256
	2,263	2,053	2,340	1,809	2,728	2,268
山口	112		6	4	4	6
	284,959		9,720	10,886	10,886	9,720
	2,544		1,620	2,722	2,722	1,620
愛媛	148	31		15	15	10
	553,893	72,657		52,488	52,228	34,992
	3,743	2,344		3,499	3,482	3,499
長崎	8					
	8,613					
	1,077					
ちくわ	55,586	4,158	4,116	3,892	3,532	3,062
合計	39,102,686	3,094,231	3,020,639	2,904,212	2,712,646	2,461,574
平均単価	703	744	734	746	768	804
福島	821	26	33	42	23	50
	2,146,254	76,357	90,374	125,236	77,339	143,328
	2,614	2,937	2,739	2,982	3,363	2,867
青森	8,136	732	692	572	564	596
	7,843,257	704,570	665,302	551,642	544,190	573,998
	964	963	961	964	965	963
宮城	25,980	1,560	1,257	1,386	1,290	1,045
	10,980,062	666,886	536,687	608,953	569,683	459,240
	423	427	427	439	442	439
茨城	815	11	9	4		7
	616,140	8,316	6,804	3,024		5,292
	756	756	756	756		756
東京	338	29	11	47	69	7
	586,211	82,123	28,944	52,368	60,760	10,476
	1,734	2,832	2,631	1,114	881	1,497
神奈川	1,850	283	549	401	181	149
	246,815	36,678	71,151	52,240	27,648	19,311
	133	130	130	130	153	130
新潟	13,181	959	813	1,028	998	919
	11,859,526	948,794	851,284	1,058,824	1,009,417	948,606
	900	989	1,047	1,030	1,011	1,032

上段：数量=kg
 单位 中断：金額=円
 下段：単価=円

9月	10月	11月	12月	1月	2月	3月
274	565	234	291	287	331	326
236,657	476,597	199,236	231,515	243,569	316,842	368,439
864	844	851	796	849	957	1,130
153	169	133	163	142	116	134
698,321	613,645	454,756	551,580	454,882	485,409	488,449
4,564	3,631	3,419	3,384	3,203	4,185	3,645
3,744	2,887	2,208	3,329	2,651	2,778	2,688
2,566,702	1,990,772	1,497,579	5,389,250	1,841,399	1,902,195	1,851,853
686	690	678	1,619	695	685	689
786	937	894	2,507	3,822	3,053	2,817
743,426	926,170	898,196	3,740,447	3,360,854	2,581,354	2,394,366
946	988	1,005	1,492	879	846	850
						84
						486,087
						5,787
			38			
			82,080			
			2,160			
1	3	4	7	2	1	1
5,314	15,746	20,994	34,991	8,748	3,499	6,998
5,314	5,249	5,249	4,999	4,374	3,499	6,998
6	26	18	6	6	6	4
8,100	64,260	43,740	8,100	8,100	8,100	5,400
1,350	2,472	2,430	1,350	1,350	1,350	1,350
240	293	160	573	126	192	266
235,224	292,377	160,380	570,046	124,352	169,258	287,756
980	998	1,002	995	987	882	1,082
				9	18	33
				10,582	21,208	38,793
				1,176	1,178	1,176
14	28	19	30	5	10	5
31,752	63,504	39,852	63,504	15,552	23,652	15,552
2,268	2,268	2,097	2,117	3,110	2,365	3,110
		48	8	20	12	4
		130,636	14,619	54,430	33,176	10,886
		2,722	1,827	2,722	2,765	2,722
18	6	11	10	5	11	16
77,371	15,163	48,762	34,992	17,366	46,138	101,736
4,298	2,527	4,433	3,499	3,473	4,194	6,359
8						
8,613						
1,077						
3,288	3,279	3,489	6,430	5,965	5,921	8,454
2,677,377	2,833,624	2,988,774	4,144,366	3,927,614	3,900,316	4,437,313
814	864	857	645	658	659	525
109	96	118	119	63	84	58
261,162	235,188	302,603	334,105	142,396	211,278	146,888
2,396	2,450	2,564	2,808	2,260	2,515	2,533
656	744	736	720	672	692	760
630,763	712,928	707,226	693,554	649,555	671,652	737,877
962	958	961	963	967	971	971
896	1,083	1,150	4,012	3,193	3,210	5,898
430,546	622,184	659,769	1,713,674	1,349,607	1,354,097	2,008,736
481	575	574	427	423	422	341
60	105	157	160	151	106	45
45,360	79,380	118,692	120,960	114,156	80,136	34,020
756	756	756	756	756	756	756
13	48	32	25	21	28	8
16,956	73,332	41,634	67,392	70,632	58,482	23,112
1,304	1,528	1,301	2,696	3,363	2,089	2,889
254		33				
36,029		3,758				
142		114				
939	976	974	1,150	1,592	1,478	1,355
872,968	839,529	814,704	932,224	1,287,808	1,155,354	1,140,014
930	860	836	811	809	782	841

(3) 塩干・加工品

品目別・出荷地	計	4月	5月	6月	7月	8月
ちくわ	4,312	558	752	396	387	289
愛知	4,687,836	570,507	770,093	432,312	402,543	301,323
	1,087	1,022	1,024	1,092	1,040	1,043
兵庫	153			16	20	
	136,585			19,613	21,066	
	893			1,226	1,053	
なると	35,834	4,553	3,021	1,580	1,997	1,680
合計	27,448,951	1,713,240	1,348,841	1,072,939	1,094,385	1,034,565
平均単価	766	376	446	679	548	616
福島	17,133	821	738	628	704	627
	12,272,080	472,794	469,574	394,621	405,488	392,430
	716	576	636	628	576	626
岩手	1,074	84	78	100	60	70
	1,105,170	86,895	81,452	104,003	62,403	72,704
	1,029	1,034	1,044	1,040	1,040	1,039
宮城	9,399	3,229	1,805	433	815	601
	3,006,960	673,818	353,678	115,269	153,366	157,229
	320	209	196	266	188	262
千葉	422					
	1,276,862					
	3,026					
東京	619	19	7	15	10	
	909,493	27,086	9,979	38,548	13,478	
	1,469	1,426	1,426	2,570	1,348	
新潟	6,605	343	327	350	321	315
	7,534,354	312,681	298,857	317,597	293,244	288,565
	1,141	912	914	907	914	916
三重	447	41	54	46	74	58
	579,312	53,136	69,984	59,616	95,904	75,168
	1,296	1,296	1,296	1,296	1,296	1,296
福岡	135	16	12	8	13	9
	764,720	86,830	65,317	43,285	70,502	48,469
	5,665	5,427	5,443	5,411	5,423	5,385
その他練製品	672,164	52,165	53,923	50,852	50,236	54,051
合計	516,254,506	38,486,933	39,373,226	37,022,857	36,287,961	39,087,485
平均単価	768	738	730	728	722	723
福島	24,723	2,266	1,804	1,791	1,632	1,887
	24,433,012	2,260,867	1,683,585	1,572,387	1,405,105	2,037,556
	988	998	933	878	861	1,080
北海道	9,784	930	778	702	690	703
	18,399,512	1,768,454	1,471,994	1,326,923	1,279,441	1,327,817
	1,881	1,902	1,892	1,890	1,854	1,889
青森	360	35	30	10	25	10
	380,916	35,532	30,240	10,152	27,594	10,152
	1,058	1,015	1,008	1,015	1,104	1,015
岩手	4,794	495	702	432	376	582
	7,383,147	620,534	1,567,866	625,394	608,191	1,297,839
	1,540	1,254	2,233	1,448	1,618	2,230
宮城	216,523	16,359	17,193	15,656	15,061	16,447
	166,814,754	11,048,395	11,070,011	10,639,568	10,286,662	10,852,097
	770	675	644	680	683	660
秋田	42	6	3	5	4	3
	41,334	5,016	3,033	5,055	4,044	2,994
	984	836	1,011	1,011	1,011	998
山形	10,937	1,121	907	1,060	1,007	1,040
	6,017,924	631,913	477,626	598,646	575,513	589,433
	550	564	527	565	572	567
茨城	152,174	11,841	13,163	12,137	12,450	13,035
	57,079,834	4,386,397	4,833,646	4,526,672	4,540,952	4,666,016
	375	370	367	373	365	358
栃木	571	58	70	53	50	44
	1,166,603	80,348	167,947	144,784	86,632	60,524
	2,043	1,385	2,399	2,732	1,733	1,376
群馬	11,367	1,357	1,157	1,060	1,225	898
	9,045,555	1,013,848	875,436	808,457	978,119	784,657
	796	747	757	763	798	874

上段：数量=kg
 单位 中断：金額=円
 下段：単価=円

9月	10月	11月	12月	1月	2月	3月
361	227	277	244	273	323	225
383,593	271,083	326,132	282,457	313,460	369,317	265,016
1,063	1,194	1,177	1,158	1,148	1,143	1,178
		12				105
		14,256				81,650
		1,188				778
1,540	2,024	1,491	13,032	1,739	1,500	1,677
1,183,058	1,617,295	1,338,406	13,499,482	1,195,104	1,085,047	1,266,589
768	799	898	1,036	687	723	755
717	938	830	8,405	1,036	842	847
449,841	554,169	525,589	6,927,007	626,681	513,810	540,076
627	591	633	824	605	610	638
54	174	96	82	82	64	130
56,182	172,238	100,635	84,757	85,082	66,225	132,594
1,040	990	1,048	1,034	1,038	1,035	1,020
219	281	39	1,063	300	274	340
68,014	179,996	72,317	1,007,665	57,542	67,548	100,518
311	641	1,854	948	192	247	296
			422			
			1,276,862			
			3,026			
78	87	71	42	60	98	132
100,387	122,342	107,305	60,495	91,106	143,334	195,433
1,287	1,406	1,511	1,440	1,518	1,463	1,481
419	495	439	3,013	227	177	179
394,329	471,132	465,426	4,113,405	220,644	184,486	173,988
941	952	1,060	1,365	972	1,042	972
42	37	6		19	34	36
54,432	47,952	7,776		24,624	44,064	46,656
1,296	1,296	1,296		1,296	1,296	1,296
11	12	10	5	15	11	13
59,873	69,466	59,358	29,291	89,425	65,580	77,324
5,443	5,789	5,936	5,858	5,962	5,962	5,948
55,679	58,692	55,918	69,093	60,310	54,069	57,176
41,091,455	44,939,933	43,654,633	64,598,150	45,831,371	42,364,765	43,515,737
738	766	781	935	760	784	761
1,919	2,183	2,144	2,895	2,069	2,046	2,087
1,970,130	2,074,678	2,068,986	3,403,790	2,032,408	1,935,408	1,988,112
1,027	950	965	1,176	982	946	953
689	757	735	1,338	727	719	1,016
1,314,976	1,415,444	1,286,087	2,510,826	1,382,749	1,377,444	1,937,357
1,909	1,870	1,750	1,877	1,902	1,916	1,907
30	105	10	85			20
30,456	120,474	10,152	85,860			20,304
1,015	1,147	1,015	1,010			1,015
404	345	328	338	225	239	328
564,764	407,935	407,187	433,968	255,142	252,131	342,196
1,398	1,182	1,241	1,284	1,134	1,055	1,043
16,896	19,301	18,871	25,395	21,377	17,164	16,803
11,961,168	14,491,218	15,738,842	25,252,657	17,390,517	14,861,531	13,222,088
708	751	834	994	814	866	787
4	3	5	1	3	3	2
4,005	3,033	5,055	1,011	3,033	3,033	2,022
1,001	1,011	1,011	1,011	1,011	1,011	1,011
1,006	775	877	645	826	819	854
523,110	415,685	498,103	386,454	419,910	425,322	476,209
520	536	568	599	508	519	558
12,316	12,134	10,898	13,796	12,738	12,734	14,932
4,518,897	4,735,026	4,209,384	5,191,156	4,986,497	4,910,829	5,574,362
367	390	386	376	391	386	373
39	44	44	44	21	39	65
71,501	97,927	60,524	60,524	52,171	67,426	216,295
1,833	2,226	1,376	1,376	2,484	1,729	3,328
850	811	789	781	776	786	877
704,286	620,460	708,341	686,630	593,124	621,245	650,952
829	765	898	879	764	790	742

(3) 塩干・加工品

品目別・出荷地	計	4月	5月	6月	7月	8月
その他練製品	1,545	170	218	164	112	158
埼玉	9,307,485	790,521	791,162	871,689	805,752	1,027,711
	6,024	4,650	3,629	5,315	7,194	6,505
千葉	37,390	2,771	2,467	2,223	2,349	2,085
	39,553,771	3,026,974	2,738,074	2,602,457	2,627,529	2,429,234
	1,058	1,092	1,110	1,171	1,119	1,165
東京	13,741	1,387	1,256	1,184	1,053	785
	16,394,924	1,271,278	1,498,127	1,329,782	1,160,509	991,963
	1,193	917	1,193	1,123	1,102	1,264
神奈川	9,097	901	1,171	836	814	892
	14,208,768	1,278,432	1,264,302	1,141,853	1,161,982	1,300,558
	1,562	1,419	1,080	1,366	1,427	1,458
新潟	110,263	7,906	8,110	8,418	8,535	8,752
	85,294,707	5,682,867	6,186,957	5,920,139	6,259,860	6,035,194
	774	719	763	703	733	690
福井	43,394	2,563	2,857	3,001	2,719	4,785
	25,593,083	1,595,258	1,546,062	1,681,116	1,507,624	2,767,865
	590	622	541	560	554	578
岐阜	7		2	1		
	25,855		3,888	7,776		
	3,694		1,944	7,776		
静岡	5,843	491	572	471	541	444
	9,894,748	918,804	985,431	840,372	866,981	869,441
	1,693	1,871	1,723	1,784	1,603	1,958
愛知	11,423	1,017	870	923	784	979
	10,444,822	1,003,978	872,362	951,043	803,588	984,350
	914	987	1,003	1,030	1,025	1,005
三重	1,377	87	155	113	88	115
	982,617	73,289	130,571	95,192	74,132	89,296
	714	842	842	842	842	776
滋賀	1,472	92	34	179	349	90
	777,085	69,839	27,349	108,915	182,751	55,989
	528	759	804	608	524	622
大阪	72		5	5	10	10
	684,288		47,520	47,520	95,040	95,040
	9,504		9,504	9,504	9,504	9,504
兵庫	860	14	18	137	50	46
	2,313,731	98,280	170,856	364,500	144,774	104,760
	2,690	7,020	9,492	2,661	2,895	2,277
鳥取	22	1	1	1	2	2
	448,930	20,347	20,347	20,347	40,694	41,601
	20,406	20,347	20,347	20,347	20,347	20,801
島根	1,183					
	1,394,509					
	1,179					
広島	1,148	84	157	99	114	96
	2,543,157	187,488	350,757	220,968	254,448	214,272
	2,215	2,232	2,234	2,232	2,232	2,232
山口	956	81	97	77	97	59
	1,819,047	165,410	176,393	150,447	177,811	119,103
	1,903	2,042	1,818	1,954	1,833	2,019
香川	137	9	9	3	6	15
	405,355	16,038	16,038	5,346	10,692	86,215
	2,959	1,782	1,782	1,782	1,782	5,748
愛媛	785	112	106	99	88	88
	2,402,476	365,330	269,310	294,506	291,301	234,792
	3,060	3,262	2,541	2,975	3,310	2,668
福岡	173	11	11	12	5	1
	982,501	71,496	96,336	110,851	30,240	11,016
	5,679	6,500	8,758	9,238	6,048	11,016
大分	1					
	20,056					
	20,056					
佃煮・漬物	59,387	5,184	4,727	5,538	5,134	5,321
合計	73,730,307	6,306,463	5,651,763	6,154,310	6,055,150	5,864,667
平均単価	1,242	1,217	1,196	1,111	1,179	1,102

上段：数量=kg
 单位 中断：金額=円
 下段：単価=円

9月	10月	11月	12月	1月	2月	3月
109	116	111	151	57	98	81
753,516	843,048	741,096	1,106,244	413,262	580,338	583,146
6,913	7,268	6,677	7,326	7,250	5,922	7,199
4,116	3,709	4,266	3,643	3,573	3,202	2,986
4,140,844	3,851,844	3,919,452	3,780,013	3,725,100	3,303,209	3,409,041
1,006	1,039	919	1,038	1,043	1,032	1,142
1,059	1,222	1,027	1,208	1,153	1,101	1,306
1,112,527	1,478,012	1,211,910	2,583,686	1,184,333	1,061,356	1,511,441
1,051	1,210	1,180	2,139	1,027	964	1,157
724	605	468	597	558	935	596
1,137,014	1,055,520	881,725	1,128,107	958,425	1,704,794	1,196,056
1,570	1,745	1,884	1,890	1,718	1,823	2,007
9,884	10,199	9,237	12,445	9,446	8,208	9,123
7,273,861	7,608,768	7,103,572	12,655,403	7,384,289	6,465,573	6,718,224
736	746	769	1,017	782	788	736
2,953	3,882	3,829	3,253	5,272	4,195	4,085
1,688,955	2,269,875	2,184,412	1,991,910	3,239,425	2,639,329	2,481,252
572	585	570	612	614	629	607
2	1		1			
0	9,720		4,471			
0	9,720		4,471			
520	453	365	450	436	537	563
876,919	780,194	637,618	802,375	686,586	704,404	925,623
1,686	1,722	1,747	1,783	1,575	1,312	1,644
1,054	1,031	933	1,381	785	791	875
919,363	891,845	747,052	1,244,520	623,844	611,395	791,482
872	865	801	901	795	773	905
28	17	458	164	41	23	88
21,061	49,766	170,434	120,288	16,006	54,820	87,762
752	2,927	372	733	390	2,383	997
508	120				100	
258,124	37,830				36,288	
508	315				363	
10	4	8	15		5	
95,040	38,016	76,032	142,560		47,520	
9,504	9,504	9,504	9,504		9,504	
47	92	88	70		89	209
135,000	211,950	180,954	165,780		194,260	542,617
2,872	2,304	2,056	2,368		2,183	2,596
1	2	2	3	2	2	3
20,736	40,694	40,694	61,041	40,694	40,694	61,041
20,736	20,347	20,347	20,347	20,347	20,347	20,347
170	499	204	168	84	55	3
200,816	596,026	237,943	195,956	97,973	65,795	0
1,181	1,194	1,166	1,166	1,166	1,196	0
102	69	102	111	64	60	90
227,664	154,008	227,664	247,752	123,336	133,920	200,880
2,232	2,232	2,232	2,232	1,927	2,232	2,232
116	84	54	37	57	89	108
184,096	167,071	108,320	90,880	109,979	165,937	203,600
1,587	1,989	2,006	2,456	1,929	1,864	1,885
22	13	9	27	3	12	9
116,833	44,745	16,038	50,642	5,346	21,384	16,038
5,311	3,442	1,782	1,876	1,782	1,782	1,782
101	47	41	31	7	15	50
258,222	142,920	117,050	132,818	33,220	52,164	210,843
2,557	3,041	2,855	4,284	4,746	3,478	4,217
	69	14	20	10	3	17
	283,868	49,854	80,828	74,002	27,216	146,794
	4,114	3,561	4,041	7,400	9,072	8,635
0	0	1				
7,571	2,333	10,152				
0	0	10,152				
4,637	4,708	4,769	7,867	3,391	4,017	4,094
5,696,023	5,847,099	5,676,748	12,131,693	4,258,010	4,945,825	5,142,556
1,228	1,242	1,190	1,542	1,256	1,231	1,256

(3) 塩干・加工品

品目別・出荷地	計	4月	5月	6月	7月	8月
佃煮・漬物	175	92	32	46	1	
福島	79,723	30,291	6,394	20,898	0	
	456	329	200	454	0	
北海道	12					
	13,284					
	1,107					
青森	452	9	34	28	45	88
	1,119,063	21,622	82,428	68,906	107,312	219,806
	2,476	2,402	2,424	2,461	2,385	2,498
宮城	1,363	192	28	40	146	62
	2,551,146	327,875	79,650	98,428	234,434	197,378
	1,872	1,708	2,845	2,461	1,606	3,184
山形	2,016	183	146	110	146	127
	2,827,186	282,984	219,544	151,958	201,898	168,784
	1,402	1,546	1,504	1,381	1,383	1,329
茨城	5,472	1	373	1,535	880	1,491
	4,543,449	5,767	336,787	1,267,315	709,279	1,065,895
	830	5,767	903	826	806	715
栃木	189	12		39		30
	171,720	9,720		9,720		0
	909	810		249		0
埼玉	42	15	6	6		
	52,877	15,390	13,219	8,554		
	1,259	1,026	2,203	1,426		
千葉	869	51	79	100	80	80
	721,681	68,396	72,433	65,122	59,355	55,704
	830	1,341	917	651	742	696
東京	27,174	2,561	2,493	2,067	2,256	1,805
	33,917,041	3,175,378	3,012,085	2,602,921	2,857,236	2,210,721
	1,248	1,240	1,208	1,259	1,267	1,225
神奈川	392	39	37	38	61	37
	397,263	42,768	35,122	31,979	60,459	32,822
	1,013	1,097	949	842	991	887
新潟	2,841	140	153	149	135	117
	5,576,333	153,172	159,218	172,295	214,377	187,672
	1,963	1,094	1,041	1,156	1,588	1,604
富山	5					
	11,664					
	2,333					
石川	1,245	114	120	100	77	97
	2,408,106	182,046	207,144	173,750	150,206	147,744
	1,934	1,597	1,726	1,738	1,951	1,523
静岡	47	6	7			
	204,120	30,132	18,306			
	4,343	5,022	2,615			
愛知	657	70	40	50	50	50
	654,307	64,260	36,720	45,900	45,900	58,320
	996	918	918	918	918	1,166
三重	1,220	123	92	110	93	98
	6,590,916	662,580	495,936	585,900	501,444	528,984
	5,402	5,387	5,391	5,326	5,392	5,398
兵庫	10,522	1,179	796	817	818	1,011
	8,153,026	882,402	629,791	634,134	655,041	794,104
	775	748	791	776	801	785
和歌山	12					
	32,400					
	2,700					
鳥取	2,941	173	104	188	204	144
	2,065,997	122,310	73,008	131,976	143,208	101,088
	702	707	702	702	702	702
岡山	1,035	104	109	97	84	24
	766,630	69,962	76,810	67,738	52,618	16,589
	741	673	705	698	626	691
山口	22				10	
	17,271				5,391	
	785				539	

上段：数量=kg
 单位 中断：金額=円
 下段：単価=円

9月	10月	11月	12月	1月	2月	3月
	4					0
	21,168					972
	5,292					0
						12
						13,284
						1,107
36	35	50	62	20	15	30
87,094	87,094	124,420	158,635	49,768	37,326	74,652
2,419	2,488	2,488	2,559	2,488	2,488	2,488
146	233	40	181	40	118	137
262,826	330,791	124,940	372,189	110,643	180,230	231,762
1,800	1,420	3,124	2,056	2,766	1,527	1,692
211	311	271	136	127	81	167
285,382	406,990	357,958	190,018	183,970	126,858	250,842
1,353	1,309	1,321	1,397	1,449	1,566	1,502
479	289	22	1	365	2	34
440,575	176,839	42,638	5,767	372,751	11,534	108,302
920	612	1,938	5,767	1,021	5,767	3,185
12	24	12	12	48		
9,720	19,440	9,720	9,720	103,680		
810	810	810	810	2,160		
						15
						15,714
						1,048
70	80	85	90	69	43	42
54,863	51,385	59,161	73,784	57,659	54,237	49,582
784	642	696	820	836	1,261	1,181
2,058	1,938	2,107	4,174	1,456	2,122	2,137
2,719,107	2,529,510	2,482,350	5,652,644	1,652,229	2,532,242	2,490,618
1,321	1,305	1,178	1,354	1,135	1,193	1,165
34	33	26	24	19	16	28
30,198	33,438	26,244	29,128	15,942	24,786	34,377
888	1,013	1,009	1,214	839	1,549	1,228
160	160	203	1,233	123	112	156
226,229	225,385	394,875	3,240,879	210,307	182,338	209,586
1,414	1,409	1,945	2,628	1,710	1,628	1,344
			5			
			11,664			
			2,333			
91	94	90	142	93	106	121
156,902	171,979	175,176	430,056	183,255	197,323	232,525
1,724	1,830	1,946	3,029	1,970	1,862	1,922
	18	10		2	4	
	86,184	39,690		10,044	19,764	
	4,788	3,969		5,022	4,941	
55	56	90	95	10	46	45
56,700	60,134	93,593	93,420	9,180	47,520	42,660
1,031	1,074	1,040	983	918	1,033	948
84	114	89	104	107	106	100
454,032	619,272	483,300	563,760	578,556	576,396	540,756
5,405	5,432	5,430	5,421	5,407	5,438	5,408
794	805	1,259	1,129	555	723	636
614,562	608,752	951,134	855,015	441,094	573,847	513,150
774	756	755	757	795	794	807
				6		6
				16,200		16,200
				2,700		2,700
253	332	253	291	270	421	308
178,157	233,064	177,606	204,282	189,540	294,851	216,907
704	702	702	702	702	700	704
124	92	96	98	63	72	72
90,980	65,146	60,135	120,204	56,376	46,397	43,675
734	708	626	1,227	895	644	607
12						
11,880						
990						

(3) 塩干・加工品

品目別・出荷地	計	4月	5月	6月	7月	8月
佃煮・漬物	684	120	78	18	48	60
香川	855,104	159,408	97,168	16,816	56,992	79,056
	1,250	1,328	1,246	934	1,187	1,318
切身もろみ	57,787	5,376	5,222	5,197	5,372	5,293
合計	68,053,911	6,045,823	6,202,751	6,244,392	6,423,053	5,937,399
平均単価	1,178	1,125	1,188	1,202	1,196	1,122
福島	17,601	1,609	2,053	1,662	1,609	1,484
	19,519,823	1,733,913	2,179,712	1,831,448	1,791,748	1,554,354
	1,109	1,078	1,062	1,102	1,114	1,047
北海道	158	10	10	10	1	10
	309,474	16,524	16,524	16,524	0	16,524
	1,959	1,652	1,652	1,652	0	1,652
青森	2,157	440	278	165	247	20
	1,250,683	212,349	351,498	146,058	152,194	19,440
	580	483	1,264	885	616	972
宮城	22,209	1,742	1,380	1,664	2,089	2,248
	30,039,086	2,425,454	1,886,999	2,469,393	2,971,812	2,755,637
	1,353	1,392	1,367	1,484	1,423	1,226
茨城	179		19		24	24
	111,348		21,600		15,552	13,608
	622		1,137		648	567
埼玉	6,473	1,018	614	727	599	562
	6,603,022	948,294	683,651	641,498	554,531	589,906
	1,020	932	1,113	882	926	1,050
千葉	490	56	44	53	56	40
	995,112	114,912	90,288	106,704	114,912	82,080
	2,031	2,052	2,052	2,013	2,052	2,052
東京	377	34	17	68	18	21
	759,218	77,587	20,790	77,069	45,684	57,888
	2,014	2,282	1,223	1,133	2,538	2,757
石川	60					
	149,040					
	2,484					
静岡	7,494	404	692	757	672	820
	7,114,114	359,974	706,205	766,482	665,596	715,338
	949	891	1,021	1,013	990	872
島根	116	20	26	11	6	20
	289,851	51,840	57,024	28,512	15,552	51,840
	2,499	2,592	2,193	2,592	2,592	2,592
山口	400	15	60	64	51	44
	716,040	29,376	110,160	117,504	95,472	80,784
	1,790	1,958	1,836	1,836	1,872	1,836
大分	73	28	29	16		
	197,100	75,600	78,300	43,200		
	2,700	2,700	2,700	2,700		
切身粕	62,938	5,588	6,714	5,730	5,960	5,133
合計	73,184,693	6,145,719	6,710,052	6,476,187	6,631,137	6,137,210
平均単価	1,163	1,100	999	1,130	1,113	1,196
福島	192			13	21	14
	363,605			28,467	46,265	30,842
	1,894			2,190	2,203	2,203
青森	338	17	24	6	27	32
	1,092,106	86,486	141,134	33,804	91,476	192,888
	3,231	5,087	5,881	5,634	3,388	6,028
宮城	57,384	5,168	6,378	5,350	5,527	4,482
	63,500,223	5,462,531	6,021,379	5,794,633	5,883,648	4,985,133
	1,107	1,057	944	1,083	1,065	1,112
茨城	135		5		5	
	176,715		17,280		17,280	
	1,309		3,456		3,456	
群馬	311	58	36	14	38	20
	269,882	47,608	28,772	11,794	25,014	18,404
	868	821	799	842	658	920
埼玉	207	86		10	21	22
	554,558	124,384		14,515	61,344	45,338
	2,679	1,446		1,452	2,921	2,061

上段：数量=kg
 单位 中断：金額=円
 下段：単価=円

9月	10月	11月	12月	1月	2月	3月
18	90	66	90	18	30	48
16,816	120,528	73,808	120,528	16,816	40,176	56,992
934	1,339	1,118	1,339	934	1,339	1,187
4,859	5,226	4,285	3,274	4,800	4,427	4,456
5,267,530	5,942,607	4,992,164	4,056,661	5,477,217	5,606,786	5,857,528
1,084	1,137	1,165	1,239	1,141	1,266	1,315
1,342	1,445	1,150	1,019	1,477	1,306	1,445
1,422,020	1,624,479	1,269,936	1,167,429	1,570,004	1,549,350	1,825,430
1,060	1,124	1,104	1,146	1,063	1,186	1,263
10	10	25	33	10	15	14
17,172	16,524	50,760	78,192	19,440	27,702	33,588
1,717	1,652	2,030	2,369	1,944	1,847	2,399
236	40	97	40	404	190	
82,576	27,972	39,658	17,280	124,762	76,896	
350	699	409	432	309	405	
1,577	2,410	1,793	1,421	1,887	2,059	1,939
2,060,952	2,934,402	2,473,315	1,943,071	2,697,645	2,798,287	2,622,119
1,307	1,218	1,379	1,367	1,430	1,359	1,352
88	18	6				
47,628	9,720	3,240				
541	540	540				
742	548	468	301	336	309	249
683,197	506,822	451,451	382,816	315,078	464,356	381,422
921	925	965	1,272	938	1,503	1,532
40	44	41	16	36	32	32
82,080	90,288	75,816	32,832	73,872	65,664	65,664
2,052	2,052	1,849	2,052	2,052	2,052	2,052
24	40	13	11	81	14	36
71,442	111,672	36,504	30,888	119,102	38,016	72,576
2,977	2,792	2,808	2,808	1,470	2,715	2,016
						60
						149,040
						2,484
756	645	656	419	546	484	643
709,289	569,968	545,908	378,449	514,330	551,955	630,620
938	884	832	903	942	1,140	981
14	4	2		1	2	10
36,094	10,368	5,184		2,592	5,184	25,661
2,578	2,592	2,592		2,592	2,592	2,566
30	22	34	14	22	16	28
55,080	40,392	40,392	25,704	40,392	29,376	51,408
1,836	1,836	1,188	1,836	1,836	1,836	1,836
4,497	5,024	4,883	4,709	4,485	4,477	5,738
5,534,080	5,607,844	6,016,409	6,248,151	5,505,007	5,505,577	6,667,320
1,231	1,116	1,232	1,327	1,227	1,230	1,162
16	15	16	18	16	21	42
35,076	32,788	35,207	39,658	35,250	37,454	42,598
2,192	2,186	2,200	2,203	2,203	1,784	1,014
62	11	13	87	19	22	18
89,910	40,716	71,820	143,532	49,140	74,736	76,464
1,450	3,701	5,525	1,650	2,586	3,397	4,248
3,970	4,592	4,272	4,088	4,209	4,072	5,276
4,700,687	4,926,364	5,005,521	5,154,734	5,021,427	4,811,137	5,733,029
1,184	1,073	1,172	1,261	1,193	1,182	1,087
		125				
		142,155				
		1,137				
32	35	15	14	7	18	24
31,624	27,346	13,220	13,220	6,610	19,830	26,440
988	781	881	944	944	1,102	1,102
	2	15	51			
	0	137,700	171,277			
	0	9,180	3,358			

(3) 塩干・加工品

品目別・出荷地	計	4月	5月	6月	7月	8月
切身粕	720	51	56	60	48	64
千葉	1,475,388	104,652	114,912	123,120	98,496	131,328
	2,049	2,052	2,052	2,052	2,052	2,052
東京	1,327		124	179	132	116
	1,943,218		176,947	249,264	191,722	175,133
	1,464		1,427	1,393	1,452	1,510
石川	2,101	165	73	78	120	370
	3,635,766	285,930	196,020	205,470	199,260	547,560
	1,730	1,733	2,685	2,634	1,661	1,480
静岡	223	43	18	20	21	13
	173,232	34,128	13,608	15,120	16,632	10,584
	777	794	756	756	792	814
切身みりん	76,889	4,750	4,902	7,291	7,346	6,990
合計	58,515,351	4,320,353	4,315,549	5,365,867	5,293,740	5,031,030
平均単価	761	910	880	736	721	720
福島	8,668	487	555	984	1,240	1,080
	7,305,125	481,108	507,229	731,955	907,202	815,853
	843	988	914	744	732	755
北海道	12	2	6	4		
	27,042	6,436	15,422	5,184		
	2,254	3,218	2,570	1,296		
青森	5,783	191	252	980	905	703
	2,139,174	69,098	87,414	429,573	445,004	194,887
	370	362	347	438	492	277
宮城	7,148	422	243	224	201	699
	4,397,932	409,604	235,763	244,387	140,481	462,662
	615	971	970	1,091	699	662
茨城	18,881	600	461	815	1,945	1,662
	10,800,206	432,078	360,049	519,241	853,174	767,811
	572	720	781	637	439	462
千葉	12,925	937	1,520	2,231	866	486
	6,305,532	559,836	845,571	1,019,990	460,819	282,123
	488	597	556	457	532	581
東京	185	34	32	95		
	126,058	35,338	20,304	57,456		
	681	1,039	635	605		
神奈川	1				1	
	2,160				2,160	
	2,160				2,160	
静岡	16,381	1,362	1,160	1,370	1,622	1,906
	19,528,647	1,568,948	1,475,150	1,676,074	1,816,068	1,967,333
	1,192	1,152	1,272	1,223	1,120	1,032
山口	6,900	715	673	588	566	454
	7,869,651	757,907	768,647	682,007	668,832	540,361
	1,141	1,060	1,142	1,160	1,182	1,190
愛媛	5					
	13,824					
	2,765					
切身しょうが	5,419	419	398	331	569	562
合計	6,157,165	490,704	453,080	394,816	716,302	654,033
平均単価	1,136	1,171	1,138	1,193	1,259	1,164
福島	2,752	278	265	230	250	230
	2,369,937	240,805	229,636	198,037	214,886	197,778
	861	866	867	861	860	860
青森	1,793	141	129	101	165	161
	2,575,140	249,899	219,232	196,779	257,768	211,355
	1,436	1,772	1,699	1,948	1,562	1,313
宮城	841		4		154	171
	1,160,248		4,212		243,648	244,900
	1,380		1,053		1,582	1,432
茨城	33					
	51,840					
	1,571					
その他切身	146,696	13,007	10,446	10,845	10,968	10,815
合計	149,611,227	12,746,694	11,091,336	10,929,478	12,294,028	11,590,916
平均単価	1,020	980	1,062	1,008	1,121	1,072

上段：数量=kg
 单位 中断：金額=円
 下段：単価=円

9月	10月	11月	12月	1月	2月	3月
56	56	60	40	80	64	85
114,912	114,912	123,120	82,080	164,160	131,328	172,368
2,052	2,052	2,052	2,052	2,052	2,052	2,028
112	92	128	144	100	76	124
168,265	138,802	179,272	214,188	149,472	113,788	186,365
1,502	1,509	1,401	1,487	1,495	1,497	1,503
235	205	225	255	40	190	145
383,022	314,820	297,810	420,390	68,364	306,720	410,400
1,630	1,536	1,324	1,649	1,709	1,614	2,830
14	16	14	12	14	14	24
10,584	12,096	10,584	9,072	10,584	10,584	19,656
756	756	756	756	756	756	819
6,523	6,415	5,845	5,634	6,289	6,399	8,505
4,362,135	4,815,238	4,222,598	4,824,248	4,866,603	5,306,759	5,791,231
669	751	722	856	774	829	681
700	493	683	922	525	430	569
524,109	370,458	527,828	849,253	535,413	451,769	602,948
749	751	773	921	1,020	1,051	1,060
956	488	60	219	780	114	135
283,156	152,896	26,309	80,482	246,403	54,983	68,969
296	313	438	367	316	482	511
617	480	449	311	579	697	2,226
318,510	359,617	269,800	205,459	442,031	536,803	772,815
516	749	601	661	763	770	347
1,115	2,324	1,438	1,499	2,353	2,539	2,130
559,967	1,516,040	866,314	1,114,056	1,239,691	1,351,069	1,220,716
502	652	602	743	527	532	573
1,367	859	1,387	998	418	579	1,277
647,188	378,848	516,830	498,513	248,577	331,909	515,328
473	441	373	500	595	573	404
						24
						12,960
						540
1,312	1,316	1,350	1,219	1,118	1,246	1,400
1,510,725	1,511,470	1,452,780	1,522,651	1,555,423	1,714,045	1,757,980
1,151	1,149	1,076	1,249	1,391	1,376	1,256
456	455	478	466	516	794	739
518,480	525,909	562,737	553,834	599,065	866,181	825,691
1,137	1,156	1,177	1,188	1,161	1,091	1,117
						5
						13,824
						2,765
389	471	415	516	397	372	580
424,364	547,563	465,991	546,544	376,903	418,548	668,317
1,091	1,163	1,123	1,059	949	1,125	1,152
220	205	185	200	238	207	244
189,224	176,134	159,026	171,598	206,071	176,134	210,608
860	859	860	858	866	851	863
133	165	147	242	116	112	181
182,220	235,661	210,490	286,095	112,756	169,778	243,107
1,370	1,428	1,432	1,182	972	1,516	1,343
36	101	83	62	37	41	152
52,920	135,768	96,475	77,835	46,412	49,308	208,770
1,470	1,344	1,162	1,255	1,254	1,203	1,373
			12	6	12	3
			11,016	11,664	23,328	5,832
			918	1,944	1,944	1,944
10,569	11,748	15,736	14,193	13,043	11,312	14,014
10,330,106	12,696,678	12,031,588	15,419,174	13,026,612	12,075,247	15,379,370
977	1,081	765	1,086	999	1,067	1,097

(3) 塩干・加工品

品目別・出荷地	計	4月	5月	6月	7月	8月
その他切身	30,206	2,278	1,940	2,978	2,313	2,382
福島	31,417,880	2,680,768	2,345,121	2,695,367	2,168,215	2,242,562
	1,040	1,177	1,209	905	937	941
北海道	779	382	18	26	45	15
	2,103,780	315,576	99,360	158,760	315,900	98,820
	2,701	826	5,520	6,106	7,020	6,588
青森	10,861	782	843	818	1,241	1,105
	16,795,909	1,092,442	1,129,970	1,119,592	1,850,756	1,702,775
	1,546	1,397	1,340	1,369	1,491	1,541
宮城	46,074	4,098	2,307	2,251	2,916	3,094
	42,077,759	3,442,412	2,445,485	2,494,287	3,379,916	3,172,840
	913	840	1,060	1,108	1,159	1,025
山形	46					
	290,476					
	6,315					
茨城	36,793	3,292	3,000	2,667	2,498	2,636
	33,968,835	3,229,863	3,020,963	2,614,811	2,373,307	2,454,509
	923	981	1,007	980	950	931
埼玉	705	286	68	129	28	17
	918,135	332,347	46,267	151,783	114,388	42,241
	1,302	1,162	680	1,177	4,085	2,485
千葉	16,226	1,320	1,974	1,440	1,527	1,270
	16,911,235	1,237,341	1,570,869	1,227,206	1,552,432	1,468,157
	1,042	937	796	852	1,017	1,156
東京	2,181	86	102	226	133	86
	2,432,418	164,570	234,900	239,306	303,566	200,880
	1,115	1,914	2,303	1,059	2,282	2,336
神奈川	4					1
	3,402					1,458
	851					1,458
新潟	72	9	4	7	7	5
	495,315	61,965	27,540	47,790	48,195	34,425
	6,879	6,885	6,885	6,827	6,885	6,885
石川	60					
	149,040					
	2,484					
静岡	1,253	376	75	72	130	103
	884,952	130,248	83,835	80,190	106,677	86,292
	706	346	1,118	1,114	821	838
愛知	78			60		
	27,216			27,216		
	349			454		
広島	1					
	0					
	0					
山口	141	8	2			7
	159,495	8,942	2,786			8,359
	1,131	1,118	1,393			1,194
福岡	1,094	84	107	164	119	82
	645,980	34,020	68,040	54,270	50,976	45,198
	590	405	636	331	428	551
大分	122	6	6	7	11	12
	329,400	16,200	16,200	18,900	29,700	32,400
	2,700	2,700	2,700	2,700	2,700	2,700
生珍味 合計 平均単価	140,999	14,582	13,436	13,069	12,556	12,164
	183,432,466	16,748,741	14,956,198	17,002,943	15,603,828	16,665,320
	1,301	1,149	1,113	1,301	1,243	1,370
福島	8,290	509	545	549	620	810
	10,408,727	658,613	675,944	686,527	853,487	1,065,876
	1,256	1,294	1,240	1,251	1,377	1,316
北海道	2,588	261	119	184	239	212
	5,375,924	478,617	288,137	391,576	470,383	537,343
	2,077	1,834	2,421	2,128	1,968	2,535
青森	1,342	111	113	101	143	136
	2,736,757	245,941	211,840	173,200	322,034	322,400
	2,039	2,216	1,875	1,715	2,252	2,371

上段：数量=kg
 单位 中断：金額=円
 下段：単価=円

9月	10月	11月	12月	1月	2月	3月
2,132 1,950,813 915	2,184 2,451,255 1,122	2,401 2,690,447 1,121	3,197 3,116,596 975	2,858 3,008,634 1,053	3,123 3,178,964 1,018	2,420 2,889,138 1,194
22 152,280 6,922	95 286,092 3,011	27 142,452 5,276	62 290,282 4,682	4 20,520 5,130	24 146,016 6,084	59 77,722 1,317
776 1,162,279 1,498	676 1,629,266 2,410	677 1,125,317 1,662	1,235 1,810,617 1,466	666 1,135,681 1,705	925 1,382,419 1,495	1,117 1,654,795 1,481
2,494 2,583,861 1,036	4,704 4,379,028 931	8,926 4,461,854 500	4,792 5,129,544 1,070	4,781 4,489,475 939	2,497 2,721,999 1,090	3,214 3,377,058 1,051
			31 195,998 6,323		4 28,080 7,020	11 66,398 6,036
2,341 2,125,555 908	2,727 2,428,180 890	2,617 2,212,395 845	2,922 2,484,064 850	2,986 2,487,099 833	3,379 2,999,401 888	5,728 5,538,688 967
9 34,927 3,881			6 22,680 3,780	150 153,090 1,021		12 20,412 1,701
1,485 1,606,479 1,082	1,134 1,231,198 1,086	880 1,015,804 1,154	1,736 2,029,279 1,169	1,299 1,429,087 1,100	1,027 1,255,004 1,222	1,134 1,288,379 1,136
1,076 530,366 493	54 116,078 2,150	61 177,228 2,905	69 133,272 1,931	138 131,868 956	67 81,108 1,211	83 119,276 1,437
			3 1,944 648			
4 27,540 6,885	7 48,195 6,885	9 61,965 6,885	14 96,390 6,885		3 20,655 6,885	3 20,655 6,885
						60 149,040 2,484
111 75,330 679	81 65,610 810	67 56,862 849	54 43,740 810	57 51,030 895	55 46,818 851	72 58,320 810
	18 0 0					
					1 0 0	
				10 9,180 918	79 92,689 1,173	35 37,539 1,073
108 50,976 472	57 32,076 563	61 60,264 988	66 48,568 736	81 75,848 936	115 86,994 756	50 38,750 775
11 29,700 2,700	11 29,700 2,700	10 27,000 2,700	6 16,200 2,700	13 35,100 2,700	13 35,100 2,700	16 43,200 2,700
11,174 13,851,486 1,240	11,227 14,323,359 1,276	10,966 13,364,319 1,219	12,165 22,166,163 1,822	6,964 11,442,299 1,643	9,845 12,128,133 1,232	12,851 15,179,677 1,181
566 630,751 1,114	589 713,069 1,211	776 906,266 1,168	958 1,410,962 1,473	714 871,738 1,221	699 812,844 1,163	955 1,122,650 1,176
219 451,246 2,060	161 339,422 2,108	260 575,834 2,215	324 701,318 2,165	143 304,668 2,131	248 405,682 1,636	218 431,698 1,980
115 261,643 2,275	162 304,837 1,882	116 226,897 1,956	144 241,893 1,680	61 147,540 2,419	75 140,497 1,873	65 138,035 2,124

(3) 塩干・加工品

品目別・出荷地	計	4月	5月	6月	7月	8月
生珍味	96	26	4	48	6	
岩手	618,624	165,024	27,648	319,680	35,424	
	6,444	6,347	6,912	6,660	5,904	
宮城	34,890	4,050	3,615	2,961	2,881	2,921
	50,327,363	5,160,347	4,822,786	3,967,990	4,025,002	4,857,462
	1,442	1,274	1,334	1,340	1,397	1,663
茨城	6,129	515	582	556	432	589
	11,816,664	1,002,218	1,045,559	1,090,033	832,496	1,124,236
	1,928	1,946	1,796	1,960	1,927	1,909
群馬	46,953	5,852	5,729	5,197	4,912	4,067
	26,087,861	3,163,467	3,216,779	2,996,959	2,830,246	2,332,962
	556	541	561	577	576	574
埼玉	914	156	49	100	62	76
	2,234,577	280,066	112,234	198,428	161,644	216,108
	2,445	1,795	2,290	1,984	2,607	2,844
千葉	195	12	16	8	13	24
	1,159,315	93,312	124,416	62,208	93,312	124,416
	5,945	7,776	7,776	7,776	7,178	5,184
東京	21,344	1,477	1,008	1,687	1,814	1,954
	39,103,672	2,553,043	1,776,313	4,247,951	3,163,004	3,264,852
	1,832	1,729	1,762	2,518	1,744	1,671
神奈川	4,356	381	432	412	499	423
	11,034,649	905,350	971,656	940,044	1,094,007	1,089,097
	2,533	2,376	2,249	2,282	2,192	2,575
新潟	8,541	834	803	733	534	494
	10,028,214	951,184	707,356	906,560	810,594	721,642
	1,174	1,141	881	1,237	1,518	1,461
富山	160	20	10	10	10	10
	293,760	36,720	18,360	18,360	18,360	18,360
	1,836	1,836	1,836	1,836	1,836	1,836
山梨	1,108	65	35	65	115	133
	1,762,803	88,601	44,450	83,460	162,386	190,207
	1,591	1,363	1,270	1,284	1,412	1,430
静岡	192	35	15	21	16	15
	448,228	159,003	51,242	31,731	24,448	27,316
	2,335	4,543	3,416	1,511	1,528	1,821
愛知	112	10	10	58		22
	145,433	17,496	17,496	62,316		33,696
	1,299	1,750	1,750	1,074		1,532
三重	371	18	10	10	11	13
	2,461,925	250,581	149,041	140,358	155,131	192,067
	6,636	13,921	14,904	14,036	14,103	14,774
兵庫	1,125	88	122	133	82	97
	2,496,103	212,955	300,608	277,711	201,248	202,069
	2,219	2,420	2,464	2,088	2,454	2,083
鳥取	151					
	463,832					
	3,072					
島根	1					
	0					
	0					
広島	19					
	26,244					
	1,381					
山口	918	58	129	46	71	78
	2,311,559	155,995	251,557	109,555	188,082	202,435
	2,518	2,690	1,950	2,382	2,649	2,595
愛媛	12	12				
	19,656	19,656				
	1,638	1,638				
福岡	1,192	92	90	190	96	90
	2,070,576	150,552	142,776	298,296	162,540	142,776
	1,737	1,636	1,586	1,570	1,693	1,586
干珍味	18,560	1,927	1,291	2,156	1,604	1,672
合計	42,021,321	4,161,318	2,851,845	4,554,425	3,486,479	3,457,956
平均単価	2,264	2,159	2,209	2,112	2,174	2,068

上段：数量=kg
 单位 中断：金額=円
 下段：単価=円

9月	10月	11月	12月	1月	2月	3月
	6 35,424 5,904		6 35,424 5,904			
2,633 3,631,231 1,379	2,613 3,765,045 1,441	3,357 3,314,639 987	3,212 6,221,787 1,937	2,200 4,003,602 1,820	2,066 2,869,482 1,389	2,381 3,687,990 1,549
485 946,987 1,953	539 1,066,305 1,978	524 1,033,074 1,972	682 1,312,296 1,924	349 703,338 2,015	415 779,274 1,878	461 880,848 1,911
4,201 2,358,429 561	3,176 1,840,777 580	2,263 1,330,038 588	1,993 1,165,332 585	977 546,163 559	3,215 1,607,119 500	5,371 2,699,590 503
32 109,804 3,431	89 204,509 2,298	37 139,741 3,777	149 425,056 2,853	24 89,813 3,742	96 192,975 2,010	44 104,199 2,368
22 105,192 4,781	33 139,363 4,223	4 31,104 7,776	30 125,280 4,176	13 105,192 8,092	12 93,312 7,776	8 62,208 7,776
1,676 2,899,502 1,730	2,250 3,218,902 1,431	1,914 2,998,931 1,567	2,617 6,144,660 2,348	1,515 2,926,273 1,932	1,625 2,708,972 1,667	1,807 3,201,269 1,772
274 732,552 2,674	335 857,450 2,560	271 895,229 3,303	437 1,489,483 3,408	188 478,379 2,545	334 719,661 2,155	370 861,741 2,329
532 709,150 1,333	844 825,174 978	771 742,021 962	1,046 1,250,743 1,196	520 641,658 1,234	700 892,563 1,275	730 869,569 1,191
10 18,360 1,836	10 18,360 1,836	10 18,360 1,836	10 18,360 1,836	10 18,360 1,836	10 18,360 1,836	40 73,440 1,836
98 126,098 1,287	74 95,254 1,287	143 241,312 1,687	193 481,258 2,494	25 31,751 1,270	71 91,626 1,291	91 126,400 1,389
9 20,390 2,266	15 26,785 1,786	32 63,894 1,997	7 5,006 715	10 15,894 1,589	9 10,822 1,202	8 11,697 1,462
	6 10,800 1,800	5 3,629 726			1 0 0	
10 144,050 14,405	13 214,682 16,514	230 233,863 1,017	21 371,952 17,712	7 99,792 14,256	13 235,872 18,144	15 274,536 18,302
57 161,611 2,835	163 316,764 1,943	83 167,185 2,014	81 160,727 1,984	64 165,954 2,593	70 170,230 2,432	85 159,041 1,871
24 59,615 2,484	3 11,923 3,974	6 23,846 3,974	35 117,027 3,344	18 48,730 2,707	18 47,692 2,650	47 154,999 3,298
	1 0 0					
			18 26,244 1,458		1 0 0	
121 342,099 2,827	65 188,698 2,903	81 252,892 3,122	87 223,215 2,566	56 114,178 2,039	64 137,722 2,152	62 145,131 2,341
90 142,776 1,586	80 129,816 1,623	83 165,564 1,995	115 238,140 2,071	70 129,276 1,847	103 193,428 1,878	93 174,636 1,878
1,309 3,003,936 2,295	1,547 3,531,031 2,283	1,632 3,958,729 2,426	2,222 4,907,354 2,209	978 2,163,730 2,212	905 2,462,625 2,721	1,317 3,481,893 2,644

(3) 塩干・加工品

品目別・出荷地	計	4月	5月	6月	7月	8月
干珍味	498			389	61	6
福島	1,327,653			1,043,797	161,223	14,321
	2,666			2,683	2,643	2,387
北海道	186	51	8	22	17	34
	718,297	151,805	59,292	73,159	51,106	93,161
	3,862	2,977	7,412	3,325	3,006	2,740
青森	5,179	569	274	478	498	548
	11,952,581	1,397,228	639,306	989,668	1,107,410	1,124,993
	2,308	2,456	2,333	2,070	2,224	2,053
宮城	2,675	311	333	370	123	134
	4,210,456	407,946	344,819	314,023	261,030	321,413
	1,574	1,312	1,035	849	2,122	2,399
山形	56					
	230,885					
	4,123					
茨城	280	42	12	10	44	16
	436,320	71,388	33,264	27,216	66,528	22,032
	1,558	1,700	2,772	2,722	1,512	1,377
栃木	10			10		
	33,696			33,696		
	3,370			3,370		
千葉	31			20		
	235,224			153,360		
	7,588			7,668		
東京	1,573	172	54	117	151	157
	3,011,499	196,863	128,575	142,441	190,038	306,202
	1,914	1,145	2,381	1,217	1,259	1,950
神奈川	2					
	5,832					
	2,916					
新潟	626	125	83	75	70	73
	1,298,268	194,400	131,976	143,640	37,800	119,124
	2,074	1,555	1,590	1,915	540	1,632
石川	381	2	19	109	47	37
	839,525	5,940	27,800	216,216	109,793	74,326
	2,203	2,970	1,463	1,984	2,336	2,009
福井	325	24	26	50	37	21
	814,428	58,320	80,460	120,744	86,832	59,400
	2,506	2,430	3,095	2,415	2,347	2,829
静岡	1,184	158	98	126	125	63
	4,045,292	503,248	351,000	410,832	407,106	194,022
	3,417	3,185	3,582	3,261	3,257	3,080
愛知	3,261	178	206	212	298	366
	7,901,522	595,862	603,340	551,891	662,985	742,926
	2,423	3,348	2,929	2,603	2,225	2,030
大阪	4	1	1			
	40,436	12,442	12,442			
	10,109	12,442	12,442			
兵庫	463	44	40	18	22	26
	1,748,505	156,340	158,404	59,184	93,528	115,280
	3,776	3,553	3,960	3,288	4,251	4,434
島根	851	122	97	64	72	79
	2,030,508	245,268	221,292	173,664	173,340	162,972
	2,386	2,010	2,281	2,714	2,408	2,063
岡山	97	18	10	8	9	2
	333,342	39,096	33,264	23,868	40,176	12,312
	3,437	2,172	3,326	2,984	4,464	6,156
広島	149	28	8	28	5	12
	259,006	58,644	10,584	36,850	10,800	30,240
	1,738	2,094	1,323	1,316	2,160	2,520
山口	194		2			18
	138,132		2,635			11,664
	712		1,318			648
熊本	535	82	20	50	25	80
	409,914	66,528	13,392	40,176	26,784	53,568
	766	811	670	804	1,071	670

上段：数量=kg
 单位 中断：金額=円
 下段：単価=円

9月	10月	11月	12月	1月	2月	3月
3 19,634 6,545	4 8,942 2,236	11 28,382 2,580		6 18,468 3,078	10 13,802 1,380	8 19,084 2,386
4 22,572 5,643	14 77,371 5,527	12 57,607 4,801	4 36,126 9,032	9 44,971 4,997		11 51,127 4,648
336 748,224 2,227	435 1,083,716 2,491	452 1,172,756 2,595	655 1,447,551 2,210	358 762,399 2,130	229 602,251 2,630	347 877,079 2,528
213 316,753 1,487	197 331,673 1,684	217 532,753 2,455	351 524,707 1,495	148 229,514 1,551	144 350,832 2,436	134 274,993 2,052
			16 65,773 4,111	12 49,443 4,120	12 48,990 4,083	16 66,679 4,167
40 55,296 1,382	20 27,540 1,377	8 11,124 1,391	40 55,404 1,385	8 11,016 1,377	16 22,140 1,384	24 33,372 1,391
	1 10,584 10,584		5 36,180 7,236		5 35,100 7,020	
29 78,548 2,709	63 170,036 2,699	264 520,848 1,973	292 681,339 2,333	109 203,284 1,865	79 199,739 2,528	86 193,586 2,251
		2 5,832 2,916				
25 101,520 4,061	21 78,408 3,734	16 82,728 5,171	67 189,216 2,824	2 36,720 18,360	35 127,008 3,629	34 55,728 1,639
44 102,296 2,325	16 44,981 2,811	9 27,367 3,041	2 11,880 5,940	20 44,312 2,216	17 37,087 2,182	59 137,527 2,331
41 100,440 2,450	47 95,040 2,022	24 69,552 2,898	30 71,280 2,376	3 10,800 3,600		22 61,560 2,798
98 370,440 3,780	76 294,970 3,881	88 307,260 3,492	93 326,916 3,515	46 161,514 3,511	111 346,842 3,125	102 371,142 3,639
267 635,995 2,382	423 840,324 1,987	421 838,176 1,991	394 959,144 2,434	106 314,064 2,963	168 475,599 2,831	222 681,216 3,069
		1 0 0				1 15,552 15,552
23 136,642 5,941	31 133,834 4,317	15 105,192 7,013	62 213,370 3,441	23 94,813 4,122	15 80,763 5,384	144 401,155 2,786
82 205,092 2,501	89 211,572 2,377	62 162,648 2,623	55 157,464 2,863	26 70,632 2,717	39 87,156 2,235	64 159,408 2,491
7 34,020 4,860	10 39,960 3,996	2 12,312 6,156	4 12,204 3,051	9 30,348 3,372	4 9,234 2,309	14 46,548 3,325
	24 32,400 1,350	8 10,800 1,350	20 31,968 1,598	4 10,800 2,700	6 16,200 2,700	6 9,720 1,620
36 23,328 648	36 23,328 648		72 46,656 648	27 17,496 648		3 13,025 4,342
61 53,136 871	40 26,352 659	20 13,392 670	60 40,176 670	62 53,136 857	15 9,882 659	20 13,392 670

(3) 塩干・加工品

品目別・出荷地	計	4月	5月	6月	7月	8月
たこ類	8,977	394	389	386	541	483
合計	15,853,694	513,887	472,975	518,832	670,073	653,313
平均単価	1,766	1,304	1,216	1,344	1,239	1,353
福島	5,119 7,896,947 1,543	356 428,112 1,203	363 431,956 1,190	318 374,976 1,179	474 579,560 1,223	391 505,936 1,294
青森	1,599 3,134,808 1,960	8 40,608 5,076				15 29,160 1,944
宮城	1,675 3,855,077 2,302	5 4,536 907			7 6,921 989	
茨城	127 237,082 1,867	3 5,832 1,944	4 7,776 1,944	17 36,288 2,135		1 1,836 1,836
千葉	48 93,312 1,944					12 23,328 1,944
東京	379 586,181 1,547	12 16,200 1,350	12 16,848 1,404	51 107,568 2,109	60 83,592 1,393	54 77,760 1,440
神奈川	0 4,408 0	0 3,306 0	0 1,102 0			
愛知	30 45,879 1,529	10 15,293 1,529	10 15,293 1,529			10 15,293 1,529
塩から	89,041	7,969	7,336	6,815	7,512	7,966
合計	96,916,912	8,855,852	8,185,514	7,271,903	8,213,623	9,340,907
平均単価	1,088	1,111	1,116	1,067	1,093	1,173
福島	254 111,780 440	40 15,120 378	20 15,120 756	40 15,120 378		
北海道	6,128 9,227,350 1,506	524 877,134 1,674	483 826,976 1,712	377 654,046 1,735	519 869,678 1,676	478 849,655 1,778
青森	13,706 16,541,883 1,207	1,181 1,438,752 1,218	997 1,289,051 1,293	908 1,178,319 1,298	1,100 1,376,262 1,251	1,207 1,444,993 1,197
岩手	239 1,659,312 6,943	8 55,296 6,912	27 193,536 7,168	2 27,648 13,824	16 124,848 7,803	52 331,776 6,380
宮城	54,182 52,467,854 968	4,774 4,743,878 994	4,569 4,411,685 966	4,196 3,893,035 928	4,724 4,451,066 942	4,744 4,948,988 1,043
茨城	163 264,516 1,623	15 22,939 1,529	10 15,552 1,555	20 30,844 1,542	5 7,646 1,529	20 30,974 1,549
栃木	10 14,580 1,458	5 7,290 1,458	5 7,290 1,458			
東京	6,745 6,425,619 953	653 646,902 991	552 527,229 955	599 566,070 945	525 540,029 1,029	659 707,961 1,074
神奈川	3,063 5,193,252 1,695	358 587,708 1,642	287 455,088 1,586	305 499,793 1,639	237 407,842 1,721	263 469,003 1,783
新潟	478 525,248 1,099	56 63,029 1,126	64 84,543 1,321	44 45,792 1,041	22 22,896 1,041	56 65,232 1,165
福井	1 5,508 5,508				1 5,508 5,508	
静岡	3,809 4,072,978 1,069	337 367,219 1,090	304 328,859 1,082	312 340,846 1,092	345 377,263 1,094	469 460,530 982

上段：数量=kg
 单位 中断：金額=円
 下段：単価=円

9月	10月	11月	12月	1月	2月	3月
364 462,153 1,270	366 446,062 1,219	256 347,933 1,359	4,981 10,872,476 2,183	131 172,498 1,317	242 283,392 1,171	444 440,100 991
316 394,761 1,249	285 350,460 1,230	221 282,593 1,279	1,698 3,815,165 2,247	108 134,352 1,244	182 209,304 1,150	407 389,772 958
	40 42,120 1,053	10 19,440 1,944	1,524 2,995,272 1,965			2 8,208 4,104
		5 7,020 1,404	1,647 3,828,176 2,324			11 8,424 766
	5 3,586 717	1 1,944 1,944	64 143,532 2,243	8 12,096 1,512	24 24,192 1,008	
			36 69,984 1,944			
48 67,392 1,404	36 49,896 1,386	19 36,936 1,944	12 20,347 1,696	15 26,050 1,737	36 49,896 1,386	24 33,696 1,404
6,944 7,492,386 1,079	7,851 8,322,661 1,060	7,249 7,829,627 1,080	9,218 10,571,474 1,147	6,210 5,951,498 958	6,941 7,231,495 1,042	7,030 7,649,972 1,088
40 15,120 378	74 34,560 467		40 16,740 419			
414 642,276 1,551	533 768,157 1,441	524 719,475 1,373	821 1,121,967 1,367	418 553,109 1,323	509 647,503 1,272	528 697,374 1,321
992 1,219,748 1,230	1,288 1,506,985 1,170	1,146 1,331,594 1,162	1,640 1,664,343 1,015	936 1,236,058 1,321	1,058 1,319,910 1,248	1,253 1,535,868 1,226
20 138,240 6,912	16 103,680 6,480	22 176,256 8,012	48 305,856 6,372	8 55,296 6,912	8 58,752 7,344	12 88,128 7,344
4,281 4,126,777 964	4,847 4,638,285 957	4,567 4,347,205 952	5,542 5,893,592 1,063	3,470 3,133,368 903	4,254 3,843,188 903	4,214 4,036,787 958
10 15,422 1,542	5 7,776 1,555	20 30,974 1,549	33 53,136 1,610	5 7,776 1,555	10 18,986 1,899	10 22,491 2,249
439 434,329 989	450 474,539 1,055	399 449,019 1,125	411 576,283 1,402	989 406,750 411	549 556,269 1,013	520 540,239 1,039
246 398,685 1,621	252 424,460 1,684	241 396,480 1,645	317 504,622 1,592	147 283,138 1,926	223 397,008 1,780	187 369,425 1,976
40 41,040 1,026	83 21,946 264	37 50,738 1,371	20 41,040 2,052	8 16,416 2,052	40 56,160 1,404	8 16,416 2,052
370 377,199 1,019	293 319,463 1,090	283 305,076 1,078	331 360,026 1,088	218 236,777 1,086	264 290,691 1,101	283 309,029 1,092

(3) 塩干・加工品

品目別・出荷地	計	4月	5月	6月	7月	8月
塩から	56					
愛知	15,120					
	270					
滋賀	16					
	20,218					
	1,264					
兵庫	191	18	18	12	18	18
	371,694	30,585	30,585	20,390	30,585	31,795
	1,946	1,699	1,699	1,699	1,699	1,766
昆布・わかめ	140,361	11,600	11,060	11,740	12,122	11,579
合計	96,641,924	7,878,152	6,573,941	6,799,928	7,524,252	7,302,043
平均単価	689	679	594	579	621	631
福島	34,556	4,019	3,165	3,008	3,041	3,018
	23,501,666	2,447,965	1,898,488	1,770,476	1,802,643	1,829,449
	680	609	600	589	593	606
北海道	3,039	172	121	265	230	174
	7,320,622	510,840	292,810	390,420	532,278	360,936
	2,409	2,970	2,420	1,473	2,314	2,074
青森	657	57	61	58	75	57
	1,307,868	134,557	122,882	123,120	146,988	108,745
	1,991	2,361	2,014	2,123	1,960	1,908
宮城	48,404	4,266	4,223	4,182	4,485	4,500
	28,902,264	2,529,647	2,276,230	2,196,903	2,649,202	2,983,749
	597	593	539	525	591	663
栃木	26	1	2	3	4	1
	72,792	2,808	5,616	8,424	11,232	2,808
	2,800	2,808	2,808	2,808	2,808	2,808
群馬	42,367	2,240	2,762	3,411	3,008	3,100
	14,827,646	893,705	798,845	853,706	869,335	874,660
	350	399	289	250	289	282
埼玉	947	74	74	54	53	136
	731,360	60,350	48,687	42,682	68,644	93,885
	772	816	658	790	1,295	690
千葉	1					
	3,132					
	3,132					
東京	4,057	169	167	156	193	122
	8,969,864	369,274	303,588	291,600	414,288	250,668
	2,211	2,185	1,818	1,869	2,147	2,055
新潟	10					
	95,146					
	9,515					
富山	139			5	3	
	510,300			7,452	12,960	
	3,671			1,490	4,320	
石川	138	16	4	14	18	4
	354,213	38,124	10,260	34,938	42,876	10,665
	2,567	2,383	2,565	2,496	2,382	2,666
福井	40			10		5
	155,520			38,880		19,440
	3,888			3,888		3,888
静岡	864	78	96	79	66	82
	1,199,988	111,996	125,280	106,488	103,680	113,400
	1,389	1,436	1,305	1,348	1,571	1,383
愛知	2,033	270	105	152	659	127
	1,076,523	122,084	59,477	76,584	195,104	80,504
	530	452	566	504	296	634
三重	320	33	27	12	21	9
	1,397,887	143,424	96,660	81,864	94,716	54,972
	4,368	4,346	3,580	6,822	4,510	6,108
兵庫	2,108	155	193	265	198	158
	5,469,973	439,376	476,668	707,443	500,450	395,474
	2,595	2,835	2,470	2,670	2,528	2,503
広島	36	3		6		6
	68,040	9,720		9,720		9,720
	1,890	3,240		1,620		1,620

上段：数量=kg
 单位 中断：金額=円
 下段：単価=円

9月	10月	11月	12月	1月	2月	3月
56 15,120 270						
					16 20,218 1,264	
36 68,430 1,901	10 22,810 2,281	10 22,810 2,281	15 33,869 2,258	11 22,810 2,074	10 22,810 2,281	15 34,215 2,281
9,751 6,578,617 675	12,971 8,876,696 684	12,591 8,927,071 709	18,498 17,999,777 973	8,263 5,033,156 609	8,464 5,765,203 681	11,722 7,383,088 630
3,151 1,883,606 598	3,242 1,942,823 599	2,847 1,825,156 641	3,532 2,561,558 725	2,343 1,645,866 702	1,467 1,891,311 1,289	1,723 2,002,325 1,162
156 361,476 2,317	323 859,626 2,661	455 1,120,721 2,463	759 1,906,091 2,511	97 257,850 2,658	126 342,360 2,717	161 385,214 2,393
43 87,210 2,028	65 121,316 1,866	50 93,312 1,866	68 121,014 1,780	49 99,468 2,030	38 75,384 1,984	36 73,872 2,052
4,024 2,038,334 507	4,331 2,785,669 643	4,298 2,676,858 623	5,716 4,234,085 741	2,351 1,035,517 440	2,716 1,457,250 537	3,312 2,038,820 616
3 8,424 2,808	1 2,808 2,808		4 11,232 2,808	3 8,424 2,808	1 2,592 2,592	3 8,424 2,808
1,621 777,621 480	4,141 1,425,375 344	4,070 1,385,791 340	5,717 3,248,078 568	2,945 1,046,516 355	3,566 979,584 275	5,786 1,674,430 289
71 79,834 1,124	74 58,268 787	53 40,678 768	123 68,644 558	50 43,243 865	80 59,528 744	105 66,917 637
			1 3,132 3,132			
234 477,360 2,040	320 737,478 2,305	362 791,640 2,187	1,911 4,376,246 2,290	106 269,460 2,542	109 245,808 2,255	208 442,454 2,127
	1 21,060 21,060	1 1,490 1,490	1 21,060 21,060		3 21,060 7,020	4 30,476 7,619
	8 14,256 1,782	56 201,366 3,596	58 250,938 4,327		9 23,328 2,592	
19 46,791 2,463	12 37,503 3,125	7 19,386 2,769	32 83,160 2,599	-1 -1,674 1,674	3 7,128 2,376	10 25,056 2,506
	10 38,880 3,888	5 19,440 3,888	5 19,440 3,888			5 19,440 3,888
63 93,960 1,491	68 99,360 1,461	55 68,040 1,237	116 147,420 1,271	51 81,324 1,595	45 60,912 1,354	65 88,128 1,356
123 88,518 720	110 79,046 719	90 72,674 807	135 126,890 940	89 55,642 625	62 43,492 701	111 76,508 689
33 127,872 3,875	28 109,944 3,927	40 185,247 4,631	61 273,132 4,478	10 68,580 6,858	29 114,275 3,941	17 47,201 2,777
170 467,823 2,752	195 491,012 2,518	146 348,484 2,387	164 453,697 2,766	154 400,692 2,602	170 414,839 2,440	140 374,015 2,672
6 9,720 1,620		6 9,720 1,620	3 9,720 3,240			6 9,720 1,620

(3) 塩干・加工品

品目別・出荷地	計	4月	5月	6月	7月	8月
昆布・わかめ	25	5	4	4	6	
愛媛	67,590	16,352	10,282	10,196	15,488	
	2,704	3,270	2,571	2,549	2,581	
福岡	96	6	6	6	12	30
	259,200	16,200	16,200	16,200	32,400	81,000
	2,700	2,700	2,700	2,700	2,700	2,700
熊本	498	36	50	50	50	50
	350,330	31,730	31,968	32,832	31,968	31,968
	703	881	639	657	639	639
ハム・ソーセージ	174	24	6		80	
合計	168,867	21,772	8,164		41,472	
平均単価	971	907	1,361		518	
福島	91	24	6			
	120,267	21,772	8,164			
	1,322	907	1,361			
宮城	83				80	
	48,600				41,472	
	586				518	
その他	140,848	12,264	12,538	10,687	12,390	12,105
合計	161,954,068	13,862,391	14,186,495	11,868,028	14,083,646	13,506,547
平均単価	1,150	1,130	1,131	1,111	1,137	1,116
福島	5,605	825	603	459	439	423
	7,485,037	1,319,815	820,890	625,255	551,733	521,847
	1,335	1,600	1,361	1,362	1,257	1,234
北海道	2,705	107	171	75	135	143
	3,607,325	231,970	233,060	130,964	308,523	240,002
	1,334	2,168	1,363	1,746	2,285	1,678
青森	5,737	417	390	386	449	526
	9,247,488	698,191	656,147	645,191	872,287	848,810
	1,612	1,674	1,682	1,671	1,943	1,614
岩手	731	36	40	12	80	60
	6,785,910	443,232	562,464	97,200	1,070,496	819,072
	9,283	12,312	14,062	8,100	13,381	13,651
宮城	50,834	4,886	4,691	4,177	4,575	4,420
	70,456,671	5,624,038	5,922,303	5,365,243	5,983,717	5,443,952
	1,386	1,151	1,262	1,284	1,308	1,232
山形	8,609	886	895	811	1,330	644
	3,509,068	303,265	298,057	294,829	330,194	271,348
	408	342	333	364	248	421
茨城	1,876	137	131	56	366	509
	4,042,185	330,293	338,890	234,202	575,186	636,269
	2,155	2,411	2,587	4,182	1,572	1,250
栃木	10					
	14,580					
	1,458					
群馬	20					20
	10,800					10,800
	540					540
千葉	25,072	2,304	2,943	2,227	2,292	2,598
	16,977,027	1,440,672	2,197,973	1,412,042	1,367,106	1,575,558
	677	625	747	634	596	606
東京	4,891	366	366	274	174	412
	6,004,228	385,960	522,034	404,960	291,341	464,447
	1,228	1,055	1,426	1,478	1,674	1,127
神奈川	6,147	134	133	38	140	47
	3,071,938	319,573	192,694	68,029	93,960	69,142
	500	2,385	1,449	1,790	671	1,471
新潟	14,783	1,166	1,431	1,288	1,349	1,451
	16,626,403	1,507,069	1,599,546	1,505,146	1,434,138	1,647,744
	1,125	1,293	1,118	1,169	1,063	1,136
福井	8		8			
	11,664		11,664			
	1,458		1,458			
山梨	122	2		14	29	22
	120,656	7,776		11,534	28,684	22,334
	989	3,888		824	989	1,015

上段：数量=kg
 单位 中断：金額=円
 下段：単価=円

9月	10月	11月	12月	1月	2月	3月
4 10,196 2,549		2 5,076 2,538				
	12 32,400 2,700	6 16,200 2,700	12 32,400 2,700	6 16,200 2,700		
30 19,872 662	30 19,872 662	42 45,792 1,090	80 51,840 648	10 6,048 605	40 26,352 659	30 20,088 670
6 5,011 835	30 49,853 1,662	9 13,695 1,522	12 10,886 907			7 18,014 2,573
6 5,011 835	30 49,853 1,662	9 13,695 1,522	12 10,886 907			4 10,886 2,722
						3 7,128 2,376
12,078 13,814,592 1,144	13,794 15,147,929 1,098	9,671 11,591,262 1,199	12,947 18,015,633 1,391	10,328 10,488,907 1,016	9,843 11,585,462 1,177	12,203 13,803,176 1,131
697 886,039 1,271	516 642,145 1,244	376 514,350 1,368	457 653,973 1,431	242 324,001 1,339	381 427,997 1,123	187 196,992 1,053
393 406,941 1,035	469 563,495 1,201	144 230,537 1,601	306 550,630 1,799	124 113,610 916	256 246,441 963	382 351,152 919
584 941,340 1,612	406 616,604 1,519	389 624,541 1,606	673 1,026,590 1,525	474 766,938 1,618	479 705,415 1,473	564 845,434 1,499
32 470,448 14,702	292 838,566 2,872	28 408,240 14,580	100 1,397,088 13,971	8 97,200 12,150	24 313,632 13,068	19 268,272 14,120
4,647 6,118,156 1,317	4,997 6,529,873 1,307	3,790 5,434,014 1,434	5,329 8,225,515 1,544	3,761 4,859,967 1,292	2,414 4,549,692 1,885	3,147 6,400,201 2,034
715 327,024 457	664 309,619 466	405 246,119 608	767 314,512 410	736 245,209 333	405 278,300 687	351 290,592 828
101 242,431 2,400	132 300,511 2,277	62 217,063 3,501	145 398,412 2,748	33 181,667 5,505	162 381,921 2,358	42 205,340 4,889
5 7,290 1,458			5 7,290 1,458			
2,468 1,696,374 687	2,386 1,558,975 653	1,724 1,055,640 612	1,964 1,509,045 768	1,307 957,975 733	1,352 1,038,835 768	1,507 1,166,832 774
326 417,835 1,282	803 1,001,949 1,248	318 399,693 1,257	859 1,174,755 1,368	147 150,875 1,026	490 517,516 1,056	356 272,863 766
164 105,840 645	244 155,088 636	362 290,606 803	38 24,359 641	1,122 431,276 384	1,196 433,902 363	2,529 887,469 351
1,224 1,321,502 1,080	1,251 1,346,876 1,077	1,221 1,278,031 1,047	1,309 1,574,800 1,203	927 1,097,324 1,184	1,043 1,106,571 1,061	1,123 1,207,656 1,075
15 19,872 1,325	10 10,152 1,015	10 10,152 1,015			20 10,152 508	

(3) 塩干・加工品

品目別・出荷地	計	4月	5月	6月	7月	8月
その他	4,458	151	118	151	346	211
静岡	2,838,735	94,932	77,436	124,524	249,264	125,712
	637	629	656	825	720	596
愛知	1,718	257	148	161	134	178
	1,975,490	211,879	170,187	195,849	165,458	221,769
	1,150	824	1,150	1,216	1,235	1,246
三重	1,117					
	476,631					
	427					
滋賀	8					
	8,856					
	1,107					
兵庫	476	100	10	50	100	
	725,776	145,800	15,120	75,600	151,200	
	1,525	1,458	1,512	1,512	1,512	
和歌山	85				8	12
	160,056				16,848	25,272
	1,883				2,106	2,106
鳥取	5,138	449	426	412	415	394
	6,637,896	745,006	544,432	524,532	532,113	489,018
	1,292	1,659	1,278	1,273	1,282	1,241
広島	22	6		1		12
	104,976	17,496		17,496		17,496
	4,772	2,916		17,496		1,458
山口	222	27	26	47	5	7
	464,885	23,976	12,150	66,744	27,054	33,383
	2,094	888	467	1,420	5,411	4,769
愛媛	256	8	8	48	24	16
	372,708	11,448	11,448	68,688	34,344	22,572
	1,456	1,431	1,431	1,431	1,431	1,411
福岡	198					
	217,079					
	1,096					

上段：数量=kg
 单位 中断：金額=円
 下段：単価=円

9月	10月	11月	12月	1月	2月	3月
97	80	203	84	857	860	1,300
61,344	46,089	154,310	51,921	541,750	532,654	778,799
632	576	760	618	632	619	599
149	105	80	206	60	119	121
170,188	145,585	103,681	222,696	74,564	149,128	144,506
1,142	1,387	1,296	1,081	1,243	1,253	1,194
	911	66	60	58		22
	360,957	31,817	30,358	39,502		13,997
	396	482	506	681		636
						8
						8,856
						1,107
50	54		24	42	10	36
75,600	84,412		38,880	64,152	8,916	66,096
1,512	1,563		1,620	1,527	892	1,836
4	12	14	15	5	10	5
8,424	25,272	25,272	25,272	8,424	16,848	8,424
2,106	2,106	1,805	1,685	1,685	1,685	1,685
364	399	403	546	381	492	457
458,360	481,945	474,057	691,927	485,031	634,478	576,997
1,259	1,208	1,176	1,267	1,273	1,290	1,263
	1		1			1
	17,496		17,496			17,496
	17,496		17,496			17,496
11	14	1		1	63	20
33,792	37,908	4,752		2,268	159,840	63,018
3,072	2,708	4,752		2,268	2,537	3,151
32	48	24	40			8
45,792	74,412	34,344	58,212			11,448
1,431	1,550	1,431	1,455			1,431
		51	19	43	67	18
		54,043	21,902	47,174	73,224	20,736
		1,060	1,153	1,097	1,093	1,152

市の花 つつじ
(昭和 48 年 3 月 20 日制定)



市庁舎の落成を記念して制定されました。
市内には、つつじで有名な公園や野生の群落があり、造園・盆栽など幅広く一般に栽培され、開花時には美しい花が人々を楽しませています。