

RULES OF RUBBISH SORTING

[Any changes of the handling from this year are indicated with **NEW** mark in the upper left corner.]

容プ

Plastic Containers and Packaging

To be collected once a week



Plastic containers and packaging for food products or daily goods with the recycling symbol on the left (except PET bottles).

Please separate items according to symbols on the left.

Cups, Trays, Containers



- Trays
- Convenience store lunch containers
- Pudding or jelly cups
- Medicine packaging

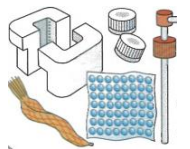
- Shopping bags
- Labels on PET bottles, etc.
- Snack packaging
- Outer packaging

Bottles & Tubes



- Shampoo containers
- Tube containers
- Cooking oil or spice containers

Other



- Nozzles
- Lids of PET bottles
- Styrofoam packaging
- Nets
- Cushioning materials

Do not **double bag**.



Bags & Films



How to put out plastic containers and packaging

- Wash or wipe off the remaining food or dirt.
- The lids and labels of PET bottles should be sorted as "Plastic Containers and Packaging."

Plastic goods/products (themselves) do not fall under this category and should be sorted as

"Plastic Products"

Bowls or buckets



Items of this category that cannot be easily cleaned should be sorted as

"Burnable Rubbish"

Wash containers as much as possible before putting them out.



mayonnaise/soup/tooth paste containers

製プ

Plastic Goods and Products

To be collected 6 times a year

Goods and products made of plastic such as buckets or washing basins.

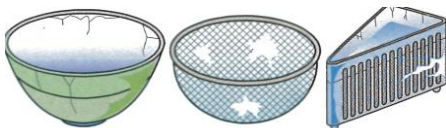


Hard plastic products that do NOT have the recycling symbol on them. Limited to items of "less than 60cm in length and 10kg in weight."

How to put out plastic goods and products

- Remove any dirt, sand etc.
- Broken items are also accepted.
- Items made of multiple materials (plastic & metals, etc.) should be sorted either as "Burnable Rubbish" or as "Small Household Appliances & Metallic Items".

Kitchenware



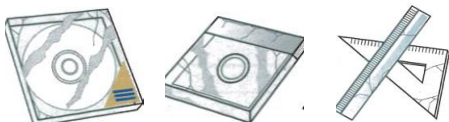
- Bowls •Strainers •Corner trash strainers etc.

Storage equipment



- Plastic containers •Trash •Buckets •Baskets, etc.

Stationeries



- CD/DVD cases (Papers should be sorted as "Paper & Cardboard") •Book stands •Rulers •Pencil boards, etc.

Outdoor equipment

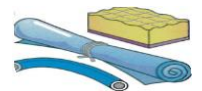


- Planters •Dustpans •Flower pots •Watering cans, etc.

The following items should be sorted as "Burnable Rubbish"

Soft plastic materials

- Sponges •Plastic sheets
- Plastic hoses



Items with strings

- Video tapes
- Cassette tapes
- Packing strings

(including Vinyl rope, Polypropylene band etc.)



Items made of various materials

- Game software
- Cash cards
- Floppy discs
- Pencil cases •Ski boots
- CD/DVD discs
- Clothes-peg



Bringing rubbish directly to disposal facilities

Please make sure that you have correctly sorted the rubbish before bringing it in. Depending on circumstances relating to the content of the rubbish, vehicles, or the facility, it may not be possible to accept the rubbish. CleanP's House offers free collection of recyclable wooden furniture and bicycles. Industrial wastes will NOT be accepted in any case.

About "Sunday Recycling" at the Recycling Plaza CleanP's House

Household Plastic Containers and Packaging, Cans, PET Bottles, Glass Bottles, Paper and Cardboard, and used Dry Cell Batteries that could not be put out on the designated rubbish collection day can be brought directly to CleanP's House Sundays.

For more details, please scan the QR code on the right.

Opening hours

Monday-Saturday
8:30am-11:30am
1:00pm-4:30pm

No advance reservation
required by phone



●Nanbu Seiso Center (Burnable rubbish, Large burnable rubbish, and Plastic goods and products)

63-1 Aza Sakaino machi, Shimogawa, Izumi machi ☎ 56-7963

●Hokubu Seiso Center (Burnable rubbish and Large burnable rubbish)

23 Aza Ohira, Kami Katayose, Taira ☎ 34-2301

●CleanP's Woods (Unburnable rubbish)

24-1 Aza Oishizawa, Naka Kamado, Watanabe machi ☎ 56-7512

●CleanP's House (Cans and PET bottles, Glass bottles, Plastic containers and packaging)

24-1 Aza Oishizawa, Naka Kamado, Watanabe machi ☎ 56-3651

※ The office is closed on Mondays, but rubbish can be brought.

●CleanP's Hill (Unburnable rubbish, Large unburnable rubbish, and Small household appliances & metallic items)

31 Ie no mae, Yamada machi ☎ 63-6216

※ This facility is closed on holidays..

●General inquiries to Iwaki City Hall

Iwaki City General Call Center ☎22-1111

家電

Small Household Appliances and Metallic Items

To be collected 6 times a year

Small household appliances



Less than 60cm in length
Less than 10kg in weight

Metallic items



Small metallic item such as
cutlery
Less than 60cm in length
Less than 10kg in weight

How to put out small household appliances and metallic items

- Remove all the batteries
- Knives, nails or needles should be put in a metallic item or wrapped in paper with "キケン" (dangerous) written on it.
- Empty the cans for oil, otherwise remove the oil remaining in the items with cloth, etc. Please put out the dirty cloth as "Burnable Rubbish".
- TVs, washing machines, clothes dryers, refrigerators, freezers, and air-conditioners should be collected by the home appliance retailers or disposed at the designated collecting places.
- Personal computers should be taken to the manufacturers.
- Microwaves, fan heaters, and gas stoves with grills are categorized as "Designated items of Large Items".

大型

Large Items

To be collected upon reservation with handling charges

Length:

60cm or over and less than 180cm

Weight:

10kg or over and less than 50kg

Items designated by the City such as microwaves, fan heaters, gas stoves with grills, car child seats (Items less than 60cm or less than 50kg are also handled as "Large Items".)

Please apply by using "Iwaki City Official LINE" or by calling the "Large Rubbish Disposal Center of your district"

Apply (via Iwaki City Official LINE) >>>

Scan the QR code on the right.



Apply (via phone) >>>

Taira, Uchigo, Yotsukura, Ogawa, Yoshima, Miwa, Kawamae, Hisanohama, Ohisa districts

Hokubu Large Rubbish Disposal Center ☎ (34) 0053

Onahama, Nakoso, Joban, Tono, Tabito districts

Nanbu Large Rubbish Disposal Center ☎ (92) 0053

Opening hours: 9:30am~4:00pm (Mon-Fri) (Closed on Saturdays, Sundays, National Holidays, beginning/end of the year)

Please make sure to measure the size of the rubbish (length, width, height) before applying.

How to put out large items



- Please purchase the necessary number of tickets for large rubbish disposal (Ogata Gomi Shushu Shori Tesuryo Nofu Ken) at convenience stores (7-Eleven, FamilyMart, Lawson) etc. where the top right sticker is displayed. Please write your name on the ticket and paste it on the large rubbish. Put the rubbish out at the designated disposal spot by 8:30am on the collection day (Collection will be done even on rainy days.)
- ※ The tickets for large rubbish disposal are non-refundable. Please confirm the fee at the Disposal Center before making a purchase.

古紙


Paper and Cardboard

To be collected once a month

Newspapers and flyers



Paper and cardboard with the symbols on the left marked on them.



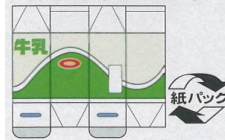
Cardboard boxes (tape should be removed)



Magazines (those are bound)



Paper packaging (rinsed and flattened)



Other papers



Papers with other materials



Remove any dirt!!

- Paper cans of snacks
- Paper bags of rice seasonings etc.
- Paper cans of bath salt etc.
- Paper lids of cup noodles etc.



Papers with food or oil remaining on



Remove any dirt!!

- Paper cake boxes
- Paper bags for flour
- Paper bags used in fast food restaurants
- Paper cups, etc.



Papers not suitable for binding, paper boxes/ bags and wrapping papers



- Tissue paper boxes
- Cigarette boxes
- Paper bags and wrapping papers
- Cardboard rolls of plastic wrap
- Paper packaging of chewing gum
- Paper packaging of disposable chopsticks, etc.



Postcards, envelopes, printed materials



- Postcards
- Envelopes
- Stamps
- Memo pads
- Printed materials, etc.

How to put out newspapers, cardboard boxes, magazines, and paper packaging

- Sort the rubbish as **each of the 4 categories** on the left, and cross-tie each group of rubbish with strings.

How to put out the other papers

- Put them in a paper bag and fold the opening of the bag. Cross-tie the bag with a string or staple. (If there is no paper bag to put them in, cross-tie the pile with strings.)



Cross-tie with a string

Staple the opening

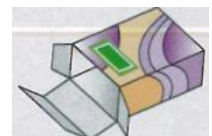
The followings should be sorted as "Burnable Rubbish".

Papers with persistent dirt



- Papers dirty with food stains
- Tissue paper

Papers with strong smell



- Boxes of incense

Oil-resistant papers



- Ice cream cups

Other processed paper materials



- Stickers
- Packing tapes
- Photographs

The paper and cardboard collection or postponement will be decided on the morning of the scheduled collection day.

Collection may still go ahead if it rains in your area, or may still be cancelled if it is dry. The decision will be made based on the overall weather conditions in the city on the day. Therefore, when you put out paper and cardboard, please confirm via the following ways **without judging by yourselves**.

Information about the day's collection will be made available over **the phone (automated phone system ☎56-6596)** and **posted on Iwaki City's official website (both PC and mobile versions)** and **the rubbish sorting app** around 7:30am of the collection day.

If the collection is cancelled, it **will be postponed** to the same day of the following week. Collection will be confirmed in the morning on that day.

If the collection day is postponed for a second time, the collection day of that month will be cancelled. The next collection will be decided on the collection day of the following month in the same way.

Even when the weather suddenly changes, the decision to cancel or not will not be overturned.

Paper and cardboard will be collected in several batches by categories, **so please do not put it out after 8:30am even if there are still rubbish left in the collecting area.**

※ There are some places where you can bring paper and cardboard directly. For details, please inquire to the paper collection enterprise association. ☎41-9555

缶・ペ

Cans and PET Bottles

びん

Glass Bottles

To be collected once every 2 weeks

Cans - PET bottles

- Drink cans (steel and aluminum) and cans and lids of canned foods
- Metal lids of glass bottles and spray cans
- PET bottles



Please separate items according to symbols above.

Glass bottles

- Metal lids should be sorted as "Cans and PET bottles".



Different rubbish bags

How to put out cans and PET bottles

- Rinse the inside of the containers.
- Remove all the remaining food etc. from the cans.
- Put the cans and PET bottles in one rubbish bag.
- Put the metal lids in the same rubbish bag as the cans and PET bottles.
- Remove the lids and labels from PET bottles.
- Put out the lids and labels of PET bottles with "Plastic Containers and Packaging".
- Use up and empty the spray cans. (Unnecessary to pierce a hole in the can)
- Please sort the cans of snacks, seaweed, or tea as "Small Household Appliances and Metallic Items."

How to put out glass bottles

- Rinse the inside of the bottles.
- Put the glass bottles in a different rubbish bag from that for "Cans and PET Bottles".
- Try to return the big Sake bottles or beer glass bottles to liquor shops.
- Put out the metal lids with "Cans and PET Bottles."
- Please sort any bottles containing fruit wine or perfume as "Unburnable Rubbish".
- When you dispose of broken bottles, separate from non-broken ones and write "キケン" (dangerous) on the rubbish bag. (Do not wrap them with paper).

可燃

Burnable Rubbish

To be collected twice a week

- Less than 60cm in length and 10kg in weight
- Kitchen waste, raw garbage
- Paper rubbish that cannot be sorted as "Paper & Cardboard"
- Clothes, textile products
- Wooden products/chunks, tree branches



Subsidies are available for the purchase of home food waste disposal units.

For details, inquire to the Resource Recycling Promotion Division, City Hall 22 - 7559

How to put out "Burnable Rubbish"

- Remove water and other liquid from the rubbish well.
- Carpets or blankets should be bound with strings and made less than 60cm in length.
- Tree branches should be bound with strings and made less than 60cm in length and 20cm in diameter for "one bundle". (Up to 2 bundles)
- Pet droppings should be wrapped in paper when disposing.

不燃

Unburnable Rubbish

To be collected once every 6 weeks

- Less than 60cm in length and 10kg in weight
- Glass products and light bulbs
- Very dirty glass bottles
- Porcelains
- Lighters



How to put out "Unburnable Rubbish"

When you dispose of broken glass products (other than glass bottles), wrap them with paper and write "キケン" (dangerous) on them.

NEW 電池

Batteries

● Less than 60cm in length and 10kg in weight

To be collected 4 times a year

(1) Dry Cell



- Alkaline battery
- Manganese battery
- Oxide battery

(2) Non-dry cell batteries

non-dry cell batteries (batteries only)



- Button battery
- Lithium-ion battery
- Nickel-metal hydride battery
- Lithium battery
- Nickel-cadmium battery etc.
- Coin battery

products with built in batteries



- Smartphone
- Mobile battery
- Cordless household appliances
- E-cigarette
- Electric shaver etc.
- Electric toothbrush
- Handy fan

Different rubbish bags

How to put out batteries

- Please separate "dry cell batteries" and "non-dry-cell batteries", and place them in separate transparent bags (non-city-designated bags are also acceptable).
- Products with built-in batteries: Do not try to remove the batteries. Please dispose of the products as they are.
- Non-dry cell batteries; Be sure to insulate the terminals with tape and make sure the manufacturer name, battery type, and model number remain visible.

Swollen or deformed batteries may cause a fire and will not be collected. Please take them directly to a designated collection facility (the Resource Recycling Promotion Division on the 6th floor of City Hall, the Hokubu Seiso (Cleaning) Center, the Nanbu Seiso (Cleaning) Center, or CleanP's House).

For more details, please scan the QR code.



不可

Non-collectable Items

City service will not collect the following items.

Please contact the specialized disposal businesses for each item.

- Designated items according to the Home Appliance Recycling Act (TV, washing machines, clothes dryers, refrigerators, and air-conditioners)

[should be taken to the home appliance retailers, or the following areas]

※ Designated disposal area/ Sanko ☎58-4308 / Iwaki Tsu'un, Taira branch office, Otsurugi Logistics Center ☎75-0550

- Personal computers (to the manufacturer)
- Motorbikes (to motorbike disposal businesses)

- Items difficult to be disposed: car parts, fire extinguishers, fire-proof saves, electric water boilers, tin drums, tires, batteries, building materials, bathtubs, bath water boilers, oil heaters, pianos, boilers, etc.

- Industrial wastes

- Items of 180cm or over in length, or of 50kg or over in weight


- Dangerous items: gasoline, thinner, dangerous drugs, agrochemicals, gas cylinders, etc.

- Large amount of rubbish: those created due to moving, major house cleaning, tree pruning, etc.


Rubbish Sorting App "ThreeR (さんあ〜る)"



Iwaki City AI Chatbot System



Iwaki City Disaster Wastes Disposal Pamphlet



Scan the QR code above to use with your smartphone or tablet.

- Each household may place **two or less bags** in the collecting area at one time. (Please note that **if you put out a large amount of rubbish at one time, it will not be collected**).

Use and Management of the Rubbish Collecting Areas

Separate and sort the rubbish into designated categories and put them out at the designated rubbish collecting area in the **city-approved rubbish bags** by **8:30am** on the collecting day for each category.

- The area where you can put out your rubbish is the collecting area designated by the group of people who use the same collecting area together.
- Please do NOT put out the rubbish anywhere other than the designated collecting area.
- The following rubbish that is put out at the collecting area improperly will NOT be collected by the city service.

【Rubbish that does not follow the sorting rules, large items, designated items according to the Home Appliance Recycling Act (air-conditioners, TV, washing machines, clothes dryers, refrigerators and freezers), personal computers, industrial wastes, a large amount of rubbish (from moving, tree branch/grass trimming) etc.】

City Approved Plastic Rubbish Bag

When putting out the rubbish, please make sure to use the city-approved plastic bag either for rubbish from home or from businesses.

Rubbish from Home

- ① Length : The size of the bag doesn't matter as long as the capacity is between **15 liters and 45 liters**.
- ② Color : Colorless type. Translucent bags can be also used as long as contents are visible. However, **bags with printed letters, marks or colored bags cannot be used**.
- ③ Shape : Both "bags with handles" and "bags without handles" can be used.
- ④ Material: Made of polyethylene
- ⑤ For items that won't fit inside 45 liters city-approved plastic bags, please write (or label) "ごみ" (rubbish) on it, (that will indicate your intent to dispose of the item as rubbish)
※ Items less than 60cm in length and 10kg in weight.



Bags with the store's name printed on them cannot be used.

Rubbish from Businesses (other than home)

- ① For the rubbish from businesses (those other than from home), please make sure to use the special garbage bag for businesses (150yen per bag).
- ② The bags can be purchased at convenience stores (Seven-eleven, Family Mart, Lawson) etc.
※ Please refer to the rules below regarding the rubbish from businesses..

Rubbish from Businesses (other than home)

Rubbish from business places is categorized as the “Rubbish from businesses” regardless of the kinds of rubbish or of the amount no matter how little it is, and should be disposed appropriately by the business operator in their own responsibilities.

Rubbish from businesses is categorized as (1) “Industrial wastes” and (2) “General rubbish from businesses (rubbish other than industrial wastes)”.

In Iwaki City, only the (2) **general rubbish (burnable rubbish) from businesses** is accepted at the city facilities. Please dispose the rubbish by any of the following methods.



- ① Consign the disposal of rubbish to the city-approved general rubbish collecting corporations.
- ② Take in the rubbish on your own to Nanbu Seiso (Rubbish Disposal) Center.
- ③ Dispose the rubbish at the collecting area for household rubbish using the special garbage bag for businesses.

※For businesses disposing of the general rubbish (burnable rubbish only), special garbage bags are required. They will be collected at the same area for household rubbish, however, please make sure to get approval from the manager of the collecting place in advance.







FAQ

Q1 How can I distinguish between "Plastic Containers/Packaging" and "Plastic Goods/Products"?

A1 “Items with  mark should be sorted as "plastic containers and packaging". Items without  should be sorted as “Plastic Goods and Products”.

Q2 Cans of snacks, tea, seaweed, or powder milk etc. can be sorted as “Metallic Items” or as “Cans”?

A2 Items without   should be sorted as “Metallic Items” and items with   should be sorted as “Cans”.

Q3 What should I do if the rubbish is not collected at the usual time?

A3 Collection time may change depending on the amount of rubbish collected and road condition on the day. If rubbish weren't collected by around 4:00pm, please contact your nearest city branch offices by phone.

Q4 How should I sort my rubbish?

A4 You can check rubbish sorting by “Iwaki City AI Chatbot system” or rubbish sorting app “ThreeR (さんあーる)”. For more details, please contact your nearest city branch offices by phone.

Rubbish Collection Calendar 【Symbols for Rubbish Collection】

可燃

BURNABLE
RUBBISH

家電

SMALL HOUSEHOLD
APPLIANCES
& METALLIC ITEMS

古紙

PAPER &
CARDBOARD

容プ

PLASTIC CONTAINERS &
PACKAGING

缶・ペ

CANS & PET BOTTLES

びん

GLASS BOTTLES

製プ

PLASTIC GOODS &
PRODUCTS

不燃

UNBURNABLE
RUBBISH

電池

BATTERIES