


RULES OF RUBBISH SORTING

容プ

Plastic Containers and Packaging

To be collected once a week

 Plastic containers and packaging for food products or daily goods with the recycling symbol on the left (except PET bottles).

Cups, Trays, Containers



- Trays
- Convenience store lunch containers
- Pudding or jelly cups
- Medicine packaging

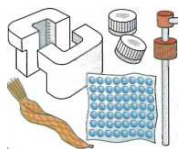
- Shopping bags
- Labels on PET bottles, etc.
- Snack packaging
- Outer packaging

Bottles & Tubes



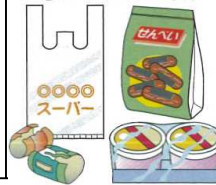
- Shampoo containers
- Tube containers
- Cooking oil or spice containers

Other



- Nozzles
- Lids of PET bottles
- Styrofoam packaging
- Nets
- Packaging materials

Bags & Films



How to put out plastic containers and packaging

- Wash or wipe off the remaining food or dirt.
- The lids and labels of PET bottles should be sorted as "Plastic Containers and Packaging."

Plastic goods/products do not fall under this category and should be sorted as **"Plastic Products"**

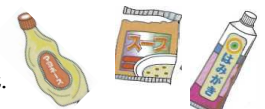
Bowls or buckets



Items of this category that cannot be easily cleaned should be sorted as

"Burnable Rubbish"

Wash containers as much as possible before putting them out.



mayonnaise/soup/tooth paste containers

製プ

Plastic Goods and Products

To be collected once every 6 weeks

Goods and products made of plastic such as buckets or washing basins.

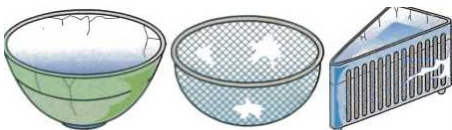


Hard plastic products that do NOT have the recycling symbol on them. Limited to items of "less than 60cm in length and 10kg in weight."

How to put out plastic goods and products

- Remove any dirt, sand etc.
- Broken items are also accepted.
- Items made of multiple materials (plastic & metals, etc.) should be sorted either as "Burnable Rubbish" or as "Small Household Appliances & Metallic Items".

Kitchenware



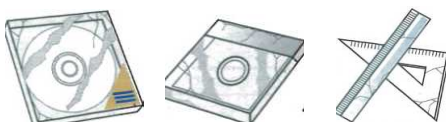
- Bowls •Strainers •Corner trash strainers etc.

Storage equipment



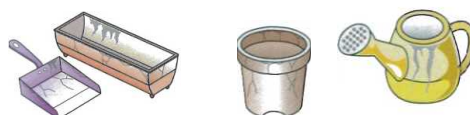
- Plastic containers •Rubbish bins •Buckets •Baskets, etc.

Stationeries



- CD/DVD cases (Papers should be sorted as "Paper & Cardboard") •Book stands •Rulers •Pencil boards, etc.

Outdoor equipment

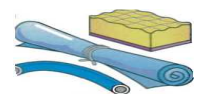


- Planters •Dustpans •Flower pots •Watering cans, etc.

The following items should be sorted as "Burnable Rubbish"

Soft plastic materials

- Sponges •Plastic sheets
- Plastic hoses



Items with strings / tape

- Video/cassette tapes
- Packing strings

(including Vinyl rope, Polypropylene band etc.)



Items made of various materials

- Game software
- Cash cards
- Floppy discs
- Pencil cases •Ski boots
- CD/DVD discs
- Clothes-pegs



Bringing rubbish directly to disposal facilities

Please make sure that you have correctly sorted the rubbish before bringing it in. Depending on circumstances relating to the content of the rubbish, vehicles, or the facility, it may not be possible to accept the rubbish. Please confirm with the facility before you bring rubbish in. Industrial wastes will NOT be accepted in any case.

Opening hours

Monday-Saturday
8:30am-11:30am
1:00pm-4:30pm

- Hokubu Seiso Center (Burnable rubbish and Large burnable rubbish)
23 Aza Ohira, Kami Katayose, Taira ☎ 34-2301
- Nanbu Seiso Center (Burnable rubbish, Large burnable rubbish, and Plastic goods and products)
63-1 Aza Sakaino machi, Shimogawa, Izumi machi ☎ 56-7963
- CleanP's Woods (Unburnable rubbish, Cans and PET bottles, Glass bottles, Plastic containers and packaging)
24-1 Aza Oishizawa, Naka Kamado, Watanabe machi ☎ 56-7512
- CleanP's Hill (🚫) (Unburnable rubbish, Large unburnable rubbish, and Small home appliances & metallic items)
31 Ie no mae, Yamada machi ☎ 63-6216

🚫 The center is also closed on holidays.

家電

Small Household Appliances and Metallic Items

To be collected once every 6 weeks

Small appliances



Less than 60cm in length
Less than 10kg in weight

Metallic items



Small metallic item such as
cutlery
Less than 60cm in length
Less than 10kg in weight

How to put out small home appliances and metallic items

- Remove all the batteries
- Knives, nails or needles should be put in a metallic item or wrapped in paper with “キケン” (dangerous) written on it.
- Empty the cans for oil, otherwise remove the oil remaining in the items with cloth, etc. Please put out the dirty cloth as “Burnable Rubbish”.
- TVs, washing machines, clothes dryers, refrigerators, freezers, and air-conditioners should be collected by the home appliance retailers or disposed at the designated collecting places.
- Personal computers should be taken to the manufacturers.
- Microwaves, fan heaters, and gas stoves with grills are categorized as “Designated items of Large Items”.

大型

Large Items

To be collected upon reservation with handling charges

60cm or over and less than 180cm in length
10kg or over and less than 50kg in weight

Items designated by the City such as

Microwaves, fan heaters, gas stoves with grills, and car child seats.

Please apply by calling the Large Rubbish Disposal Center of your district. You will be notified of the collection date and the fee when applying.

Where to apply

Taira, Uchigo, Yotsukura, Ogawa, Yoshima, Miwa, Kawamae,
Hisanohama, Ohisa districts

Hokubu Large Rubbish Disposal Center ☎ (34) 0053

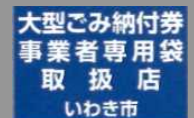
Onahama, Nakoso, Joban, Tono, Tabito districts

Nanbu Large Rubbish Disposal Center ☎ (92) 0053

Opening hours: 8:30am~5:00pm (Mon-Fri) (Closed on Saturdays,
Sundays, National Holidays, beginning/end of the year)

Please make sure to measure the size of the rubbish (length, width,
height) before you apply.

How to put out large items



- Please purchase the necessary number of tickets for large rubbish disposal (Ogata Gomi Shushu Shori Tesuryo Nofu Ken) at convenience stores (7-Eleven, FamilyMart, Lawson) etc. where the top right sticker is displayed. Please write your name on the ticket and paste it on the large rubbish. Put the rubbish out at the designated disposal spot by 8:30am on the collection day.
- ※The tickets for large rubbish disposal are non-refundable. Please confirm the fee at the Disposal Center before making a purchase.



古紙

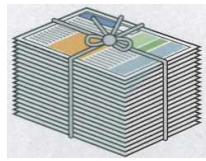
Paper and Cardboard

To be collected once a month

Newspapers and flyers



Paper and cardboard with the symbols on the left marked on them.



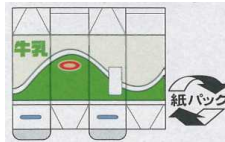
Cardboard boxes (tape should be removed)



Magazines (except those with loose pages)



Paper packaging (rinsed and flattened)



Other papers



Papers with other materials

Remove any dirt!!

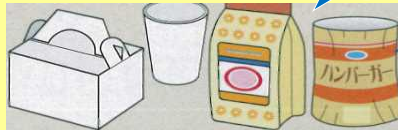


- Paper cans of snacks or of bath salt
- Paper bags of food
- Heat-sensitive papers
- Paper lids of cup noodles, etc.



Papers with food or oil remaining on them

Remove any dirt!!



- Paper cake boxes
- Paper bags for flour
- Paper bags used in fast food restaurants
- Paper cups, etc.



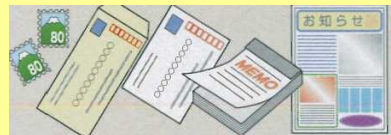
Papers not suitable for binding, paper boxes/ bags and wrapping papers



- Tissue paper boxes
- Cigarette boxes
- Paper bags and wrapping papers
- Cardboard rolls of plastic wrap
- Paper packaging of chewing gum
- Paper packaging of disposable chopsticks, etc.



Postcards, envelopes, printed materials



- Postcards
- Envelopes
- Stamps
- Memo pads
- Fax papers
- Printed materials, etc.

How to put out newspapers, cardboard boxes, magazines, and paper packaging

- Sort the rubbish as **each of the 4 categories** above, and cross-tie each group of rubbish with strings.

How to put out the other papers

- Put them in a paper bag and fold the opening of the bag. Cross-tie the bag with a string or staple. (If there is no paper bag to put them in, cross-tie the pile with strings.)



Cross-tie with a string

Staple the opening

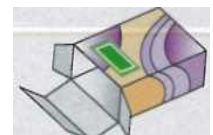
The followings should be sorted as "Burnable Rubbish".

Papers with persistent dirt



- Papers dirty with food stains
- Tissue paper

Papers with strong smell



- Boxes of incense

Oil-resistant papers



- Ice cream cups

Other paper materials



- Stickers
- Packing tapes
- Photographs

The paper and cardboard collection or postponement will be decided on the morning of the scheduled collection day.

Collection may still go ahead if it rains in your area, or may still be cancelled if it is dry. The decision will be made based on the overall weather conditions in the city on the day. Therefore, when you put out paper and cardboard, please confirm via the following ways **without judging by yourselves**.

Information about the day's collection will be made available over the phone (automated phone system ☎56-6596) and posted on Iwaki City's official website (both PC and mobile versions) and the rubbish sorting app around 7:30am in the morning of the collection day.

If the collection is cancelled, it **will be postponed** to the same day of the following week. Collection will be confirmed in the morning on that day.

If the collection day is postponed for a second time, the collection day of that month will be cancelled. The next collection will be decided on the collection day of the following month in the same way.

Even when the weather suddenly changes, the decision to cancel or not will not be overturned.

※There are some places where you can bring paper and cardboard directly.

For details, please inquire to the paper collection enterprise association. ☎21-7104

缶・ペ

Cans and PET Bottles

びん

Glass Bottles

To be collected once every 2 weeks

Cans · PET bottles

- Drink cans (steel and aluminum) and cans and lids of canned foods
- Metal lids of glass bottles and spray cans
- PET bottles



Please put items with these symbols in one garbage bag.

Glass bottles

- Metal lids should be put together with cans and PET bottles.



Different Garbage bags

How to put out cans and PET bottles

- Rinse the inside of the containers.
- Remove all the remaining food etc. from the cans.
- Put the cans and PET bottles in one garbage bag.
- Put the metal lids in the same garbage bag as the cans and PET bottles.
- Remove the lids and labels from PET bottles.
- Put out the lids and labels of PET bottles with "Plastic Containers and Packaging".
- Use up and empty the spray cans. (Unnecessary to pierce a hole in the can)
- Please sort the cans of snacks, seaweed, or tea as "Small Home Appliances and Metallic Items."

How to put out glass bottles

- Rinse the inside of the bottles.
- Put the glass bottles in a different garbage bag from that for "Cans and PET bottles".
- Try to return the big Sake bottles or beer glass bottles to liquor shops.
- Put out the metal lids with "Cans and PET bottles."
- Please sort any bottles containing fruit wine or perfume as "Unburnable Rubbish."

Lithium-ion batteries will not be collected as they may cause a fire in the garbage truck or disposal facilities. Please dispose of them at electric appliance shops.

可燃

Burnable Rubbish

To be collected twice a week

- Less than 60cm in length and 10kg in weight
- Kitchen waste, raw garbage
- Paper rubbish that cannot be sorted as "Paper & Cardboard"
- Clothes, waste textiles
- Wooden products/chunks, tree branches



There is a subsidy for the Kitchen Waste Processing Machines

For details, inquire to the Waste Reduction Promotion Division, City Hall ☎22 - 7529

How to put out "Burnable Rubbish"

- Remove water and other liquid from the garbage well.
- Cut carpets or blankets into pieces of less than 60cm in length and bind with strings.
- Tree branches should be bound with strings and made less than 60cm in length and 20cm in diameter. (Up to 2 bundles)
- Pet droppings should be wrapped in paper when disposing.

電池

Dry Cell Batteries

Do not Forget!

To be collected twice a year

Used ● manganese ● alkali ● oxyride, etc. tube-shaped dry-cell batteries



How to put out used dry-cell batteries

Please put them in a transparent bag so that the batteries inside are visible. Button, rechargeable, or lithium-ion batteries will not be collected. Please dispose of them at electric appliance shops.

不燃

Unburnable Rubbish

To be collected once every 6 weeks

- Less than 60cm in length and 10kg in weight
- Glass products and light bulbs
- Very dirty glass bottles
- Porcelains
- Lighters



How to put out "Unburnable Rubbish"

When you dispose of broken glass products, wrap them with paper and write "キケン" (dangerous) on them.

不可

Non-collectable Items

City service will not collect the following items. Please contact the specialized disposal businesses for each item.

- Designated items according to the Home Appliance Recycling Act (TV, washing machines, clothes dryers, refrigerators, and air-conditioners) [should be taken to the home appliance retailers, or the following areas]

※ Designated disposal area/ Sanko ☎58-4308 / Iwaki Tsu'un, Taira branch office, Otsurugi Logistics Center ☎75-0550

- Personal computers (to the manufacturer)
- Motorbikes (to motorbike disposal businesses)

- Items difficult to be disposed: car parts, fire extinguishers, fire-proof saves, electric water boilers, tin drums, tires, batteries, building materials, bathtubs, bath water boilers, oil heaters, pianos, boilers, etc.

- Industrial wastes
- Rubbish of 180cm or bigger in length or of 50kg or heavier in weight
- Dangerous items: gasoline, thinner, dangerous drugs, agrochemicals, gas cylinders, etc.
- Large amount of rubbish: those created due to moving, major house cleaning, tree pruning, etc.

Downloading the app

Scan the QR Code below with your smartphone or tablet device.



※ Refer to Iwaki City's website for information on how to set up and use the app.

- Each household may place **two or less bags** in the collecting area at one time. (Please note that **if you put out a large amount of rubbish at one time, it will not be collected**).

Use and Management of the Rubbish Collecting Areas

Separate and sort the rubbish into designated categories and put them out at the designated rubbish collecting area in the **city-approved garbage bags by 8:30 am** on the collecting day for each category.

- The area where you can put out your rubbish is the collecting area designated by the group of people who use the same collecting area together.
- Please do NOT put out the rubbish anywhere other than the designated collecting area.
- The following rubbish that is put out at the collecting area improperly will NOT be collected by the city service.

【Rubbish that does not follow the sorting rules, large items, designated items according to the Home Appliance Recycling Act (air-conditioners, TV, washing machines, clothes dryers, refrigerators and freezers), personal computers, industrial wastes, a large amount of rubbish (from moving, tree branch/grass trimming) etc.】

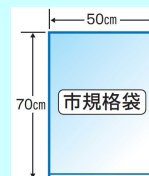
City Approved Plastic Garbage Bag

When you put out the rubbish, please make sure to use the city-approved plastic bag either for rubbish from home or from businesses.

Rubbish from
Home

- ① 50cm X 70cm, colourless and transparent, polyethylene
- ② Each household may place two or less bags in the collecting area at one time. Please note that if you put out a large amount of rubbish at one time, it will not be collected.
- ③ For items that won't fit inside city-approved plastic bags please write (or label) “ごみ” (rubbish) on it (that will indicate your intent to dispose of the item as rubbish).

※ **Items less than 60cm in length and 10kg in weight.**



Rubbish from
Businesses
(other than
home)

- ① For the rubbish from businesses (those other than from home), please make sure to use the special garbage bag for businesses (150yen per bag).
- ② The bags can be purchased at convenience stores etc. (Seven-eleven, Family Mart, Lawson).



※ Please refer to the rules below regarding the rubbish from businesses.

Rubbish from Businesses (other than home)

Rubbish from business places is categorized as the “Rubbish from businesses” regardless of the kinds of rubbish or of the amount no matter how little it is, and should be disposed appropriately by the business operator in their own responsibilities.

Rubbish from businesses is categorized as (1) “Industrial wastes” and (2) “General rubbish from businesses (rubbish other than industrial wastes)”.

In Iwaki City, only the (2) **general rubbish (burnable rubbish) from businesses** is accepted at the city facilities.

Please dispose the rubbish by any of the following methods.

- ① Consign the disposal of rubbish to the city-approved general rubbish collecting corporations.
- ② Take in the rubbish on your own to **Nanbu Seiso (Rubbish Disposal) Center**.
- ③ Dispose the rubbish at the collecting area for the rubbish from home using the special garbage bag for businesses.

※For businesses disposing of the general rubbish (burnable rubbish only), special garbage bags are required. They will be collected at the same area for household rubbish, however, please make sure to get approval from the manager of the collecting place in advance.

Rubbish Collection Calendar

【Symbols for Rubbish Collection】

可燃 BURNABLE RUBBISH	容プ PLASTIC CONTAINERS & PACKAGING	不燃 UNBURNABLE RUBBISH
家電 SMALL HOUSEHOLD APPLIANCES & METALLIC ITEMS	缶・ペ CANS & PET BOTTLES	びん GLASS BOTTLES
古紙 PAPER & CARDBOARD	製プ PLASTIC GOODS & PRODUCTS	電池 DRY CELL BATTERIES