

第3 水産物部

1 平成24年度概況

(1) 総取扱高

本年度の開市日数は270日、総取扱数量は15,242,222kgで前年度対比は107.4%、総取扱金額は12,957,825,195円で前年度対比は111.3%であった。

一ヶ月平均取扱数量は1,270,185kgで、最高は12月の1,646,545kg、最低は1月の1,014,822kgであった。

一日平均取扱数量は56,453kgで、最高は9月25日の140,870kg、最低は4月14日の35,545kgであり、また、一日平均取扱金額は47,991,945円で、最高は9月25日の106,011,537円、最低は、4月14日の20,158,423円であった。

種別取扱数量では、鮮魚は6,980,893kgで前年度対比104.6%、冷凍は4,108,902kgで前年度対比115.3%、塩干・加工品は4,152,427kgで前年度対比104.9%となっている。

また、種別取扱金額では、鮮魚は5,414,828,103円で前年度対比111.7%、冷凍は3,523,940,981円で前年度対比116.2%、塩干・加工品は4,019,056,111円で前年度対比106.8%となっている。

(2) 出荷地別取扱状況

順位	取扱数量		取扱金額	
	出荷地	割合	出荷地	割合
1	宮城	25.1	宮城	21.7
2	東京	12.5	東京	17.4
3	千葉	12.3	福島	12.3
4	福島	11.8	千葉	9.9
5	青森	6.2	北海道	7.0
6	北海道	5.8	青森	5.1
7	茨城	4.5	茨城	4.5
8	岩手	3.3	静岡	3.7
9	静岡	2.6	岩手	2.0
10	新潟	2.0	新潟	1.9
11	愛知	1.5	沖縄	1.6
12	鹿児島	1.2	愛媛	1.2
13	沖縄	1.1	鹿児島	1.1
14	愛媛	1.1	福岡	1.1
15	神奈川	1.0	愛知	1.0
	計	92.0	計	91.5

(3) kgあたりの平均単価

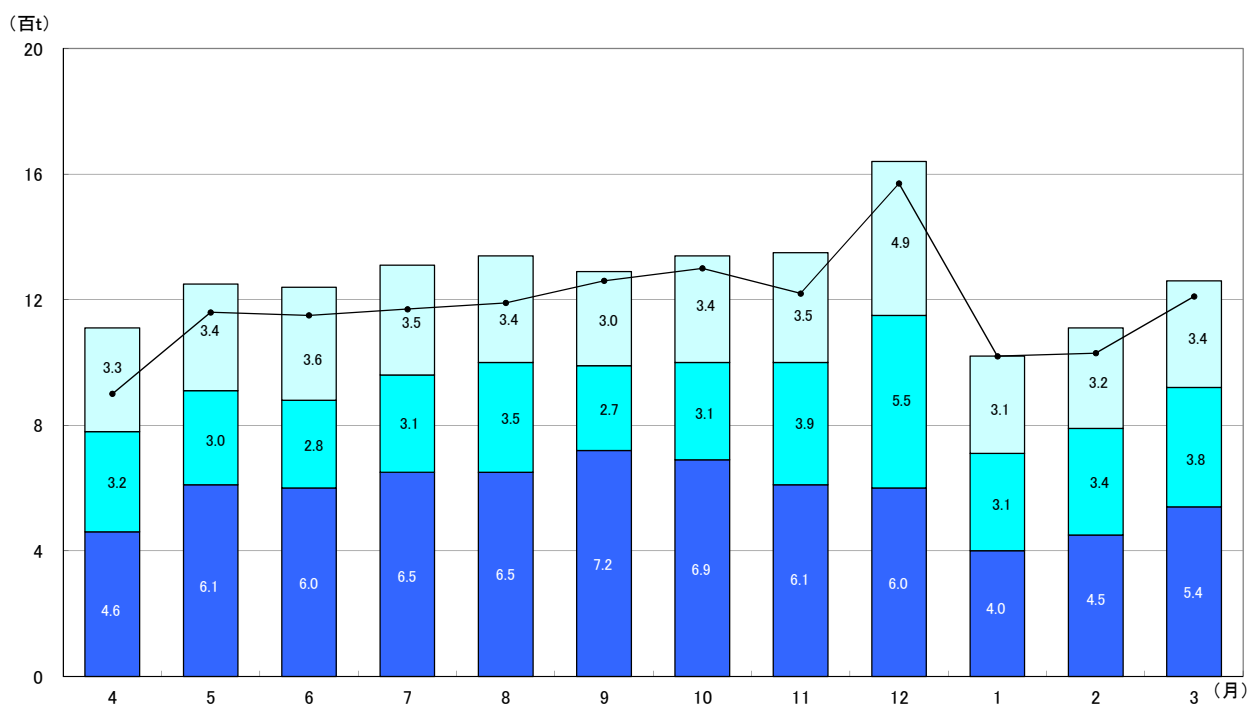
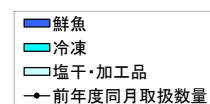
本年度の総平均単価は850円で前年度対比103.7%、種別にみると鮮魚は776円で前年度対比106.7%、冷凍は858円で前年度対比100.8%、塩干・加工品は968円で前年度対比101.9%となっている。

2 取扱

(1) 総括表

区分		合計	4月	5月	6月	7月	8月
開市日数		270日	22日	23日	22日	23日	23日
合計	年間取扱高	数量 15,242,222 金額 12,957,825,195 単価 850	1,113,985 971,828,015 872	1,250,610 1,040,340,041 832	1,240,872 1,025,215,341 826	1,301,772 1,111,695,013 854	1,332,462 1,140,908,753 856
	一日平均取扱高	数量 56,453 金額 47,991,945	50,636 44,174,001	54,374 45,232,176	56,403 46,600,697	56,599 48,334,566	57,933 49,604,728
鮮魚	数量	6,980,893	455,058	611,380	598,032	645,443	649,902
	金額	5,414,828,103	388,968,221	455,029,057	442,758,253	456,759,181	505,379,609
	単価	776	855	744	740	708	778
冷凍	数量	4,108,902	324,143	299,849	282,494	309,791	346,021
	金額	3,523,940,981	273,148,371	268,484,104	257,265,778	318,655,966	303,367,054
	単価	858	843	895	911	1,029	877
塩干・加工品	数量	4,152,427	334,784	339,381	360,346	346,538	336,539
	金額	4,019,056,111	309,711,423	316,826,880	325,191,310	336,279,866	332,162,090
	単価	968	925	934	902	970	987

ア 月別取扱数量推移図

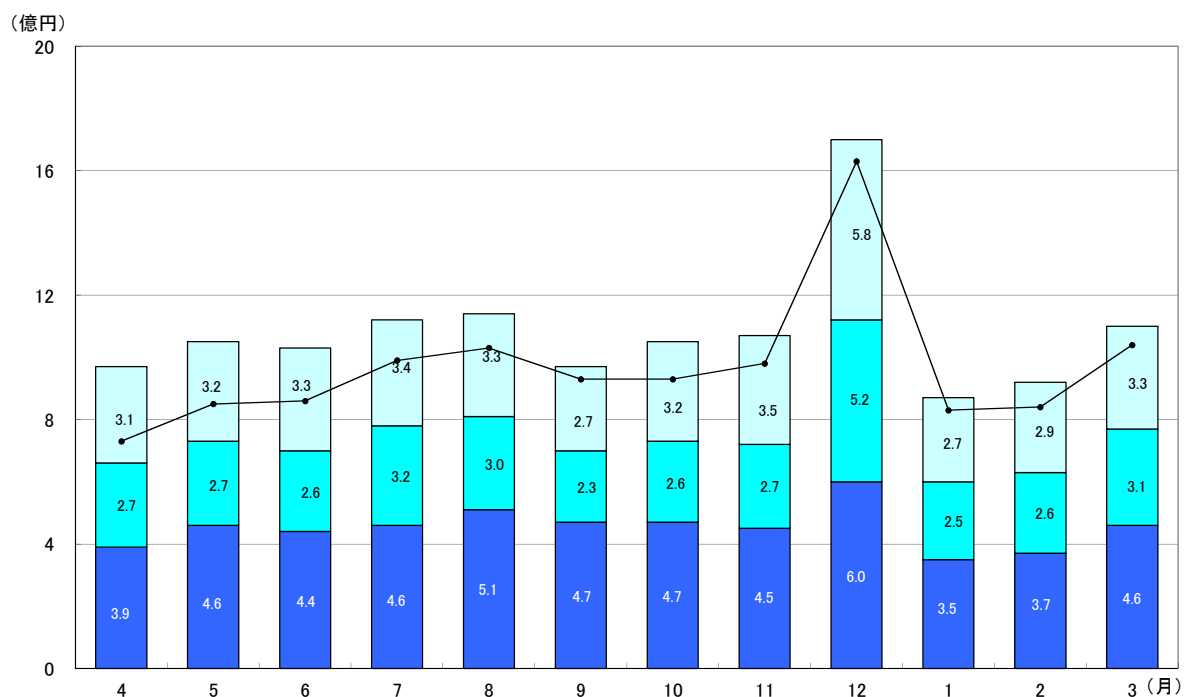
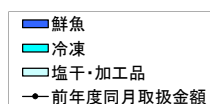


概況

単位：数量…kg／金額・単価…円

9月	10月	11月	12月	1月	2月	3月
21日	25日	22日	25日	20日	21日	23日
1,295,168	1,336,875	1,350,591	1,646,545	1,014,822	1,105,239	1,253,281
975,462,266	1,047,086,798	1,067,360,560	1,697,673,637	869,451,225	917,295,895	1,093,507,651
753	783	790	1,031	857	830	873
61,675	53,475	61,391	65,862	50,741	52,630	54,490
46,450,584	41,883,472	48,516,389	67,906,945	43,472,561	43,680,757	47,543,811
723,798	694,312	612,080	603,322	403,350	448,277	535,939
468,311,461	471,485,313	451,262,909	595,103,753	352,498,097	367,863,021	459,409,228
647	679	737	986	874	821	857
271,288	306,374	388,899	554,133	306,139	339,706	380,065
234,584,616	259,303,656	267,373,937	521,802,259	249,569,477	261,292,958	309,092,805
865	846	688	942	815	769	813
300,082	336,189	349,612	489,090	305,333	317,256	337,277
272,566,189	316,297,829	348,723,714	580,767,625	267,383,651	288,139,916	325,005,618
908	941	997	1,187	876	908	964

イ 月別取扱金額推移図



(2) 県内・県外別取扱高表

区 分		合 計	4 月	5 月	6 月	7 月	8 月	
合 計	数量	15,242,222	1,113,985	1,250,610	1,240,872	1,301,772	1,332,462	
	金額	12,957,825,195	971,828,015	1,040,340,041	1,025,215,341	1,111,695,013	1,140,908,753	
小 計	県 内	数量	1,873,522	125,917	137,311	156,354	166,079	154,886
		金額	1,748,945,967	117,082,052	122,355,675	125,563,867	145,482,858	151,994,114
	県 外	数量	13,368,700	988,068	1,113,299	1,084,518	1,135,693	1,177,576
		金額	11,208,879,228	854,745,963	917,984,366	899,651,474	966,212,155	988,914,639
鮮 魚	県 内	数量	611,577	28,705	39,043	60,687	71,031	48,932
		金額	446,250,742	24,397,288	28,425,981	38,952,327	50,671,644	45,861,582
	県 外	数量	6,369,316	426,353	572,337	537,345	574,412	600,970
		金額	4,968,577,361	364,570,933	426,603,076	403,805,926	406,087,537	459,518,027
冷 凍	県 内	数量	606,035	51,415	47,717	46,610	44,238	54,300
		金額	643,302,558	49,911,619	44,724,042	39,428,573	45,618,412	58,876,705
	県 外	数量	3,502,867	272,728	252,132	235,884	265,553	291,721
		金額	2,880,638,423	223,236,752	223,760,062	217,837,205	273,037,554	244,490,349
塩 干 ・ 加工品	県 内	数量	655,910	45,797	50,551	49,057	50,810	51,654
		金額	659,392,667	42,773,145	49,205,652	47,182,967	49,192,802	47,255,827
	県 外	数量	3,496,517	288,987	288,830	311,289	295,728	284,885
		金額	3,359,663,444	266,938,278	267,621,228	278,008,343	287,087,064	284,906,263

(3) 委託・買付別取扱高表

区 分		合 計	4 月	5 月	6 月	7 月	8 月	
合 計	数量	15,242,222	1,113,985	1,250,610	1,240,872	1,301,772	1,332,462	
	金額	12,957,825,195	971,828,015	1,040,340,041	1,025,215,341	1,111,695,013	1,140,908,753	
小 計	委 託	数量	6,788,123	458,029	600,222	606,494	591,442	600,730
		金額	4,740,215,996	352,172,859	403,451,027	396,328,582	384,198,913	417,691,904
	買 付	数量	8,454,099	655,956	650,388	634,378	710,330	731,732
		金額	8,217,609,199	619,655,156	636,889,014	628,886,759	727,496,100	723,216,849
鮮 魚	委 託	数量	5,350,544	338,925	475,193	467,167	479,488	493,621
		金額	3,643,526,573	259,851,855	311,554,805	307,730,136	301,959,861	338,312,009
	買 付	数量	1,630,349	116,133	136,187	130,865	165,955	156,281
		金額	1,771,301,530	129,116,366	143,474,252	135,028,117	154,799,320	167,067,600
冷 凍	委 託	数量	43,368	4,197	2,405	4,589	3,338	3,745
		金額	27,596,487	2,557,133	1,603,013	2,742,858	1,965,880	2,454,939
	買 付	数量	4,065,534	319,946	297,444	277,905	306,453	342,276
		金額	3,496,344,494	270,591,238	266,881,091	254,522,920	316,690,086	300,912,115
塩 干 ・ 加工品	委 託	数量	1,394,211	114,907	122,624	134,738	108,616	103,364
		金額	1,069,092,936	89,763,871	90,293,209	85,855,588	80,273,172	76,924,956
	買 付	数量	2,758,216	219,877	216,757	225,608	237,922	233,175
		金額	2,949,963,175	219,947,552	226,533,671	239,335,722	256,006,694	255,237,134

単位：数量…kg／金額…円

9 月	10 月	11 月	12 月	1 月	2 月	3 月
1,295,168	1,336,875	1,350,591	1,646,545	1,014,822	1,105,239	1,253,281
975,462,266	1,047,086,798	1,067,360,560	1,697,673,637	869,451,225	917,295,895	1,093,507,651
127,540	150,763	188,541	264,539	118,994	133,615	148,983
112,121,956	121,087,842	129,675,340	366,675,340	108,945,800	114,965,098	132,996,025
1,167,628	1,186,112	1,162,050	1,382,006	895,828	971,624	1,104,298
863,340,310	925,998,956	937,685,220	1,330,998,297	760,505,425	802,330,797	960,511,626
35,438	55,574	94,587	90,585	21,874	28,412	36,709
32,334,225	33,600,174	42,482,192	65,482,192	23,695,904	25,889,367	34,457,866
688,360	638,738	517,493	512,737	381,476	419,865	499,230
435,977,236	437,885,139	408,780,717	529,621,561	328,802,193	341,973,654	424,951,362
38,380	41,322	42,958	82,958	46,077	52,232	57,828
36,929,953	40,451,385	38,061,560	150,061,560	44,413,008	44,834,308	49,991,433
232,908	265,052	345,941	471,175	260,062	287,474	322,237
197,654,663	218,852,271	229,312,377	371,740,699	205,156,469	216,458,650	259,101,372
53,722	53,867	50,996	90,996	51,043	52,971	54,446
42,857,778	47,036,283	49,131,588	151,131,588	40,836,888	44,241,423	48,546,726
246,360	282,322	298,616	398,094	254,290	264,285	282,831
229,708,411	269,261,546	299,592,126	429,636,037	226,546,763	243,898,493	276,458,892

単位：数量…kg／金額…円

9 月	10 月	11 月	12 月	1 月	2 月	3 月
1,295,168	1,336,875	1,350,591	1,646,545	1,014,822	1,105,239	1,253,281
975,462,266	1,047,086,798	1,067,360,560	1,697,673,637	869,451,225	917,295,895	1,093,507,651
686,192	679,815	587,442	585,937	418,518	452,687	520,615
406,252,870	418,468,919	404,710,737	521,001,627	312,519,910	332,677,758	390,740,890
608,976	657,060	763,149	1,060,608	596,304	652,552	732,666
569,209,396	628,617,879	662,649,823	1,176,672,010	556,931,315	584,618,137	702,766,761
585,910	562,632	469,601	426,990	299,542	341,893	409,582
335,043,456	331,738,888	313,202,010	370,854,188	226,272,371	246,021,394	300,985,600
137,888	131,680	142,479	176,332	103,808	106,384	126,357
133,268,005	139,746,425	138,060,899	224,249,565	126,225,726	121,841,627	158,423,628
3,396	3,294	4,080	5,540	2,156	2,370	4,258
2,150,068	2,402,191	2,644,583	3,498,921	1,400,411	1,647,255	2,529,235
267,892	303,080	384,819	548,593	303,983	337,336	375,807
232,434,548	256,901,465	264,729,354	518,303,338	248,169,066	259,645,703	306,563,570
96,886	113,889	113,761	153,407	116,820	108,424	106,775
69,059,346	84,327,840	88,864,144	146,648,518	84,847,128	85,009,109	87,226,055
203,196	222,300	235,851	335,683	188,513	208,832	230,502
203,506,843	231,969,989	259,859,570	434,119,107	182,536,523	203,130,807	237,779,563

3 種 別 ・ 出 荷

種別 出荷地別	合計		鮮 魚		冷 凍		塩干・加工品	
	数 量	金 額	数 量	金 額	数 量	金 額	数 量	金 額
福島	1,843,698	1,626,653,989	574,214	439,706,633	616,718	578,450,373	652,766	608,496,983
北海道	912,148	948,479,607	654,419	621,254,300	89,166	68,917,163	168,563	258,308,144
青森	944,332	656,017,507	685,714	404,209,405	79,553	51,019,199	179,065	200,788,903
岩手	476,017	241,160,751	461,974	204,891,394	484	2,022,300	13,559	34,247,057
宮城	3,796,629	2,781,395,801	963,871	637,260,376	1,606,129	1,106,282,248	1,226,629	1,037,853,177
秋田	77,819	55,373,111	51,153	31,988,283	15,545	7,939,523	11,121	15,445,305
山形	50,669	39,396,004	12,020	6,934,226	26	36,960	38,623	32,424,818
茨城	677,670	577,615,191	236,608	170,977,986	84,583	110,682,743	356,479	295,954,462
栃木	13,380	8,259,487	357	826,875	1,042	2,385,043	11,981	5,047,569
群馬	121,392	83,827,869	492	1,102,731	24,752	21,180,325	96,148	61,544,813
埼玉	25,417	33,788,334	7,191	5,904,624	5,588	4,687,469	12,638	23,196,241
千葉	1,847,356	1,247,490,939	1,374,564	882,162,048	162,573	92,715,703	310,219	272,613,188
東京	1,927,053	2,265,316,081	570,548	856,075,633	1,101,914	999,975,149	254,591	409,265,299
神奈川	153,441	115,050,178	49,181	22,971,698	8,507	12,168,298	95,753	79,910,182
新潟	301,775	246,098,424	54,286	28,798,741	3,614	4,660,880	243,875	212,638,803
富山	36,681	18,291,897	35,598	16,655,514			1,083	1,636,383
石川	31,535	19,507,923	27,266	13,484,684	336	480,480	3,933	5,542,759
福井	34,306	20,836,592	11,769	6,540,054	25	31,500	22,512	14,265,038
山梨	1,453	1,913,646	4	29,400	7	228,900	1,442	1,655,346
長野	1,305	1,941,440			1,302	1,902,590	3	38,850
岐阜	13,962	19,610,059			13,860	19,413,100	102	196,959
静岡	386,832	460,935,734	99,716	79,778,795	186,384	267,644,540	100,732	113,512,399
愛知	225,912	124,616,867	68,537	44,882,264	525	365,989	156,850	79,368,614
三重	106,390	113,309,502	52,422	42,939,942	48,033	59,614,417	5,935	10,755,143
滋賀	1,636	836,926					1,636	836,926
京都	9,687	12,382,785	9,665	12,367,418	22	15,367		
大阪	33,631	59,199,071	18,952	21,141,460	13,624	33,180,794	1,055	4,876,817
兵庫	100,218	125,854,518	49,328	56,053,293	12,069	20,512,850	38,821	49,288,375
奈良								
和歌山	2,754	2,861,747	1,628	701,225			1,126	2,160,522
鳥取	19,385	25,507,903	11,160	11,561,890	1,532	5,362,962	6,693	8,583,051
島根	17,420	19,631,265	14,613	13,803,367			2,807	5,827,898
岡山	4,870	4,484,026					4,870	4,484,026
広島	47,056	47,904,404	44,519	42,647,924	185	382,153	2,352	4,874,327
山口	77,898	64,622,001	28,677	29,990,498	140	111,752	49,081	34,519,751
徳島								
香川	8,071	15,404,177	39	173,052	6,826	13,711,925	1,206	1,519,200
愛媛	171,434	155,634,070	157,642	145,196,352	1,743	3,111,675	12,049	7,326,043

地 別 取 扱 高 表

単位：kg・円

種別 出荷地別	合計		鮮 魚		冷 凍		塩干・加工品	
	数 量	金 額	数 量	金 額	数 量	金 額	数 量	金 額
高知	1,703	604,312	1,695	590,011			8	14,301
福岡	112,404	136,683,626	62,822	38,408,289	1,440	2,267,231	48,142	96,008,106
佐賀	43,576	46,164,550	43,286	46,028,480	290	136,070		
長崎	51,268	47,921,467	46,376	38,496,511	3,848	8,322,059	1,044	1,102,897
熊本	69,168	45,368,391	68,652	45,027,981			516	340,410
大分	46,160	30,798,163	43,349	24,282,153			2,811	6,516,010
宮崎	35,026	32,759,202	28,770	22,206,009	6,256	10,553,193		
鹿児島	174,224	136,752,035	174,214	136,746,260	10	5,775		
沖縄	166,842	196,995,413	164,997	194,001,159	1,845	2,994,254		
総 計	15,242,222	12,957,825,195	6,980,893	5,414,828,103	4,108,902	3,523,940,981	4,152,427	4,019,056,111
平均単価		850		776		858		968

4 品目別取扱高順位表

(1) (鮮魚)

数量 順位	品 目	数量(Kg)	比率(%)	金額 順位	金 額	比率(%)	平均単価
1	か つ お	1,164,750	16.7	2	652,400,904	12.1	560
2	さ ん ま	707,917	10.2	5	273,352,163	5.1	386
3	め ば ち	674,154	9.7	1	799,785,803	14.8	1,186
4	い か 類	534,302	7.7	7	246,023,806	4.6	460
5	は ま ち	439,972	6.3	4	287,396,542	5.3	653
6	か れ い 類	366,910	5.3	6	254,903,429	4.7	695
7	た い	221,491	3.2	8	227,990,706	4.2	1,029
8	ま ぐ ろ	214,812	3.1	3	397,495,092	7.4	1,850
9	あ じ	194,421	2.8	13	111,155,622	2.1	572
10	さ ば 類	167,322	2.4	23	44,222,625	0.8	264
11	あ さ り	164,842	2.4	15	93,790,180	1.7	569
12	し じ み	137,964	2.0	18	83,791,634	1.6	607
13	た こ 類	136,247	2.0	10	181,185,660	3.4	1,330
14	あ ん こ う	134,280	1.9	14	110,682,509	2.1	824
15	か に 類	133,309	1.9	11	154,876,665	2.9	1,162
16	い わ し	112,609	1.6	25	43,704,372	0.8	388
17	ほ た て	111,230	1.6	16	89,885,264	1.7	808
18	た ら 類	102,900	1.5	27	37,332,525	0.7	363
19	さ け	98,366	1.4	19	69,806,663	1.3	710
20	わ か め	95,400	1.4	22	49,695,362	0.9	521
21	か き	87,601	1.3	17	86,800,624	1.6	991
22	ほ っ き	73,198	1.1	26	40,482,593	0.7	553
23	き ち じ	71,495	1.0	12	120,253,789	2.2	1,682
24	は ま ぐ り	55,582	0.8	30	27,173,248	0.5	489
25	ひ ら め	51,119	0.7	20	66,595,805	1.2	1,303
26	ど ん こ	46,223	0.7	32	16,664,657	0.3	361
27	き わ だ	32,840	0.5	28	33,592,019	0.6	1,023
28	す ず き	31,407	0.5	31	19,512,562	0.4	621
29	う に 類	25,886	0.4	9	213,196,537	3.9	8,236

(1) (鮮魚)

数量 順位	品 目	数量(K g)	比率(%)	金額 順位	金 額	比率(%)	平均単価
30	え び 類	19,076	0.3	24	43,729,235	0.8	2,292
31	ほ う ぼ う 類	13,443	0.2	36	6,246,081	0.1	465
32	か じ き 類	11,868	0.2	35	8,055,137	0.1	679
33	あ わ び	11,531	0.2	21	63,811,635	1.2	5,534
34	こ ん ぶ	10,734	0.2	37	5,534,423	0.1	516
35	さ ざ え	7,576	0.1	33	9,627,613	0.2	1,271
36	貝 焼	6,800	0.1	29	31,157,908	0.6	4,582
37	め ぬ け 類	6,132	0.1	34	8,565,331	0.2	1,397
38	は た は た	6,080	0.1	42	1,879,020	0.0	309
39	い し も ち	5,896	0.1	44	1,780,912	0.0	302
40	に し ん	5,483	0.1	43	1,821,505	0.0	332
41	こ の し ろ	3,626	0.1	40	3,900,430	0.1	1,076
42	あ ゆ	2,771	0.0	39	4,471,695	0.1	1,614
43	ま す	1,719	0.0	45	1,620,601	0.0	943
44	し ら う お	1,076	0.0	41	2,025,768	0.0	1,883
45	どじょう(うなぎ)	1,060	0.0	38	5,119,584	0.1	4,830
46	な ま こ	858	0.0	46	806,276	0.0	940
47	解 凍 ば ち	2	0.0	47	5,985	0.0	2,993
1	そ の 他 鮮 魚	264,859	3.8	1	208,707,462	3.9	788
2	そ の 他 藻 類	106,544	1.5	3	62,696,656	1.2	588
3	そ の 他 貝 類	74,081	1.1	2	77,067,284	1.4	1,040
4	そ の 他	12,526	0.2	4	16,419,037	0.3	1,311
	鮮 魚 計	6,980,893	100.0		5,414,828,103	100.0	776

(2) (冷凍)

数量 順位	品 目	数量(K g)	比率(%)	金額 順位	金 額	比率(%)	平均単価
1	冷 ほ っ け	527,609	12.9	5	205,203,398	5.8	389
2	冷 赤 魚	475,974	11.6	3	241,648,237	6.9	508
3	冷 さ ん ま	283,380	6.9	17	53,089,753	1.5	187
4	冷 え び	247,325	6.0	1	395,152,810	11.2	1,598

(2) (冷凍)

数量 順位	品 目	数量 (K g)	比率 (%)	金額 順位	金 額	比率 (%)	平均単価
5	冷 か れ い	238,338	5.8	8	138,431,170	3.9	581
6	冷 さ ば	233,728	5.7	12	93,661,255	2.7	401
7	冷 い か	211,645	5.2	10	104,889,457	3.0	496
8	冷 た い	208,169	5.1	9	109,247,339	3.1	525
9	冷 か つ お	199,586	4.9	6	197,284,119	5.6	988
10	冷 凍 め ば ち	186,205	4.5	2	331,116,678	9.4	1,778
11	冷 さ け	139,316	3.4	13	84,683,043	2.4	608
12	冷 か に	120,939	2.9	4	234,264,700	6.7	1,937
13	冷 ほ た て	102,032	2.5	11	104,826,797	3.0	1,027
14	冷 凍 ま ぐ ろ 類	82,286	2.0	7	173,413,659	4.9	2,107
15	冷 き ん き	79,098	1.9	14	58,502,131	1.7	740
16	冷 ま す	53,294	1.3	16	53,458,317	1.5	1,003
17	冷 た ら	49,173	1.2	15	58,173,610	1.7	1,183
18	冷 あ じ	45,806	1.1	21	13,880,830	0.4	303
19	冷 凍 か じ き 類	34,109	0.8	18	27,639,027	0.8	810
20	冷 ブ ロ イ ラ ー	27,944	0.7	19	22,590,642	0.6	808
21	冷 さ わ ら	15,440	0.4	23	10,207,462	0.3	661
22	冷 凍 き わ だ	15,142	0.4	20	18,752,334	0.5	1,238
23	冷 に し ん	9,972	0.2	27	2,548,530	0.1	256
24	冷 き す	7,369	0.2	22	11,260,222	0.3	1,528
25	冷 た こ	3,836	0.1	24	5,109,013	0.1	1,332
26	冷 め ん け	3,743	0.1	25	3,415,966	0.1	913
27	冷 イ ン ド ま ぐ ろ	1,405	0.0	28	2,182,619	0.1	1,553
28	冷 カ ラ ス フ ィ ー レ	1,195	0.0	30	688,317	0.0	576
29	冷 あ ゆ	662	0.0	29	1,039,816	0.0	1,571
30	冷 く じ ら	512	0.0	26	2,591,863	0.1	5,062
31	冷 メ ル ル ー サ	449	0.0	31	538,798	0.0	1,200
32	冷 す り み	48	0.0	32	42,336	0.0	882
1	冷 食 品	260,801	6.4	1	370,911,565	10.6	1,422
2	そ の 他 冷 凍	163,884	4.0	2	264,508,577	7.5	1,614

(2) (冷凍)

数量 順位	品 目	数量(K g)	比率(%)	金額 順位	金 額	比率(%)	平均単価
3	そ の 他 冷 貝 類	70,083	1.7	3	118,518,562	3.4	1,691
	冷 凍 計	4,108,902	100.0		3,523,940,981	100.0	858

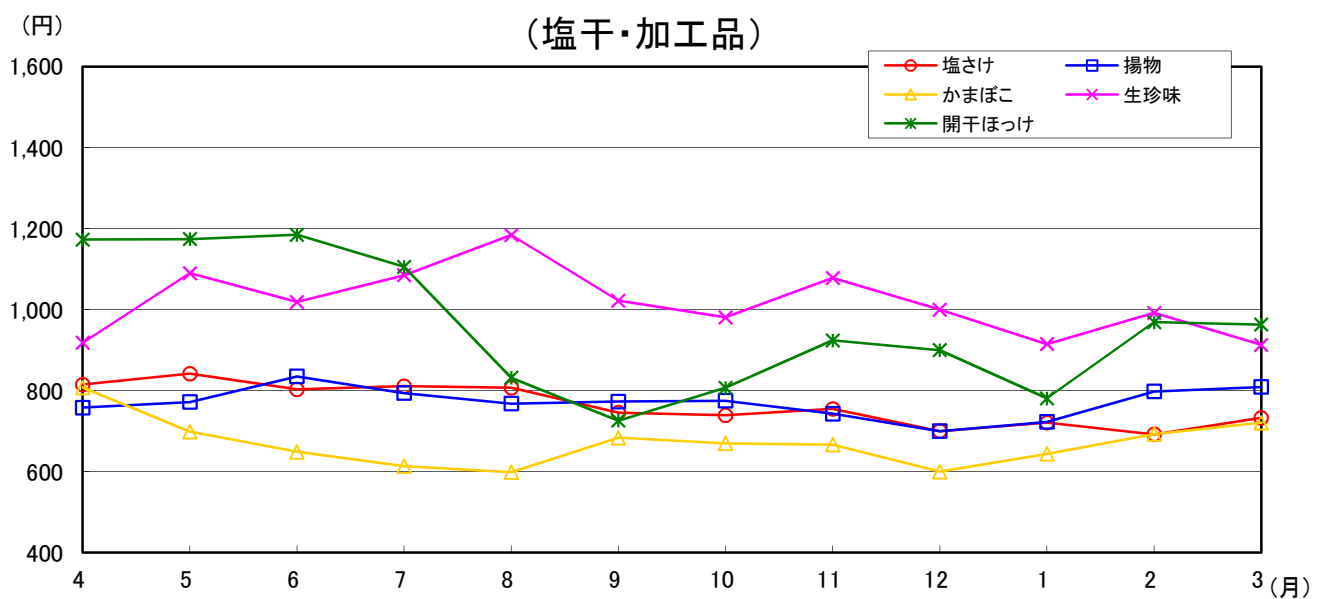
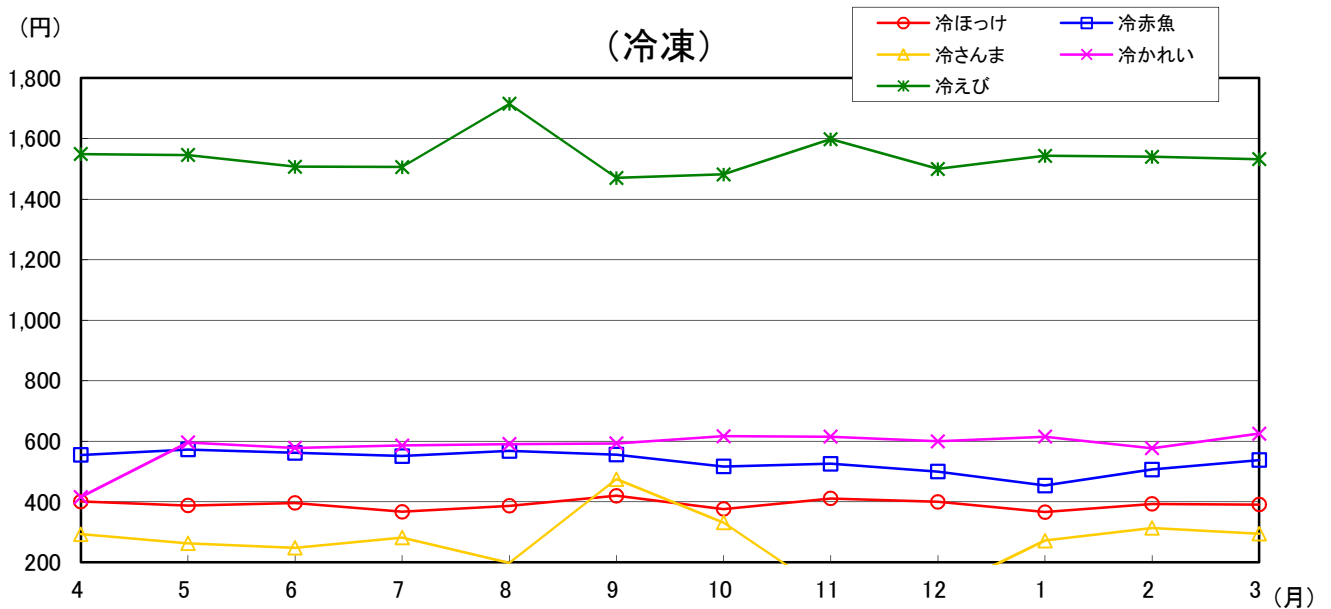
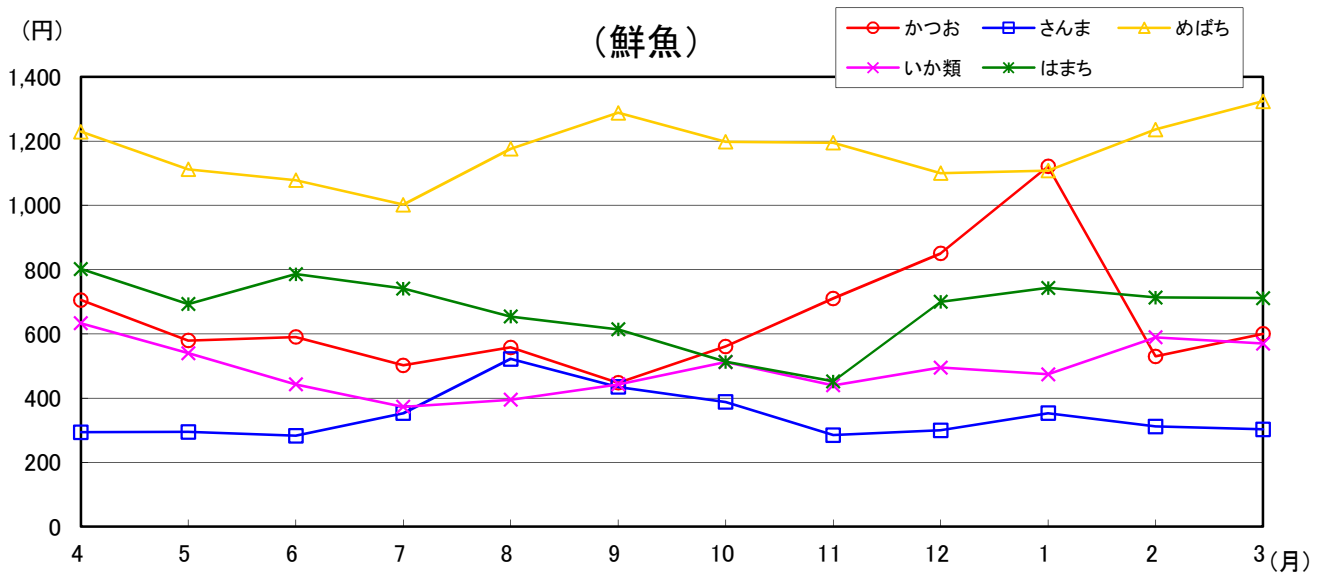
(3) (塩干・加工品)

数量 順位	品 目	数量(K g)	比率(%)	金額 順位	金 額	比率(%)	平均単価
1	塩 さ け	503,794	12.2	1	393,238,340	9.8	781
2	揚 物	438,896	10.6	2	340,747,552	8.5	776
3	か ま ぼ こ	286,864	6.9	3	209,855,963	5.2	732
4	生 珍 味	196,848	4.8	5	204,428,625	5.1	1,039
5	開 干 ほ っ け	193,412	4.7	6	183,233,801	4.6	947
6	昆 布 ・ わ か め	138,918	3.4	10	105,457,809	2.6	759
7	塩 か ら	106,639	2.6	11	104,508,028	2.6	980
8	助 子	92,094	2.2	7	174,761,653	4.4	1,898
9	開 干 あ じ	85,414	2.1	15	70,133,785	1.8	821
10	切 身 粕	82,012	2.0	12	94,046,993	2.3	1,147
11	煮 干	79,702	1.9	9	139,483,108	3.5	1,750
12	切 身 み り ん	79,390	1.9	16	59,936,436	1.5	755
13	佃 煮 ・ 漬 物	72,525	1.8	14	79,786,598	2.0	1,100
14	筋 子	69,599	1.7	4	208,102,812	5.2	2,990
15	開 干 さ ん ま	64,143	1.5	19	46,378,960	1.2	723
16	す る め	56,370	1.4	13	82,580,044	2.1	1,465
17	焼 物	51,964	1.3	20	43,572,959	1.1	839
18	丸 干 い わ し	49,482	1.2	24	29,796,873	0.7	602
19	切 身 も ろ み	47,744	1.2	21	43,223,194	1.1	905
20	ち く わ	40,604	1.0	23	34,049,051	0.9	839
21	塩 ほ っ け	35,604	0.9	27	19,295,449	0.5	542
22	い く ら	32,983	0.8	8	161,799,699	4.0	4,906
23	み り ん 干	32,783	0.8	22	39,773,391	1.0	1,213
24	な る と	30,135	0.7	26	24,877,442	0.6	826
25	干 珍 味	29,877	0.7	17	55,508,416	1.4	1,858

(3) (塩干・加工品)

数量 順位	品 目	数量(K g)	比率(%)	金額 順位	金 額	比率(%)	平均単価
26	数 の 子	22,740	0.5	18	52,482,907	1.3	2,308
27	身 欠 に し ん	22,146	0.5	31	15,371,601	0.4	694
28	塩 ま す	20,963	0.5	28	18,997,408	0.5	906
29	開 干 さ ば	17,374	0.4	29	18,911,053	0.5	1,088
30	た こ 類	15,132	0.4	30	15,461,846	0.4	1,022
31	開 干 き ち じ	11,317	0.3	25	26,038,721	0.7	2,301
32	切 身 し ょ う が	7,320	0.2	32	6,665,680	0.2	911
33	丸 干 さ ん ま	4,605	0.1	33	4,012,819	0.1	871
34	ハム・ソーセージ	240	0.0	34	349,608	0.0	1,457
1	そ の 他 練 製 品	612,166	14.8	1	433,489,367	10.8	708
2	そ の 他	213,291	5.2	2	163,579,063	4.1	767
3	そ の 他 切 身	149,930	3.6	3	151,647,380	3.8	1,011
4	そ の 他 干 物	143,764	3.5	4	147,388,796	3.7	1,025
	塩 干 ・ 加 工 品 計	4,152,427	100.0		4,019,056,111	100.0	968

5 主要品目月別平均単価推移図



6 種別・出荷地

種別・出荷地	計	4月	5月	6月	7月	8月
福島	1,843,699	125,917	137,312	156,354	166,080	154,886
合計	1,626,653,989	117,082,052	122,355,675	125,563,867	145,482,858	151,994,114
鮮魚	574,215	28,705	39,043	60,687	71,032	48,932
	439,706,633	24,397,288	28,425,981	38,952,327	50,671,644	45,861,582
冷凍	616,718	51,415	47,717	46,610	44,238	54,300
	578,450,373	49,911,619	44,724,042	39,428,573	45,618,412	58,876,705
塩干・加工品	652,766	45,797	50,552	49,057	50,810	51,654
	608,496,983	42,773,145	49,205,652	47,182,967	49,192,802	47,255,827
北海道	912,149	56,013	70,996	64,601	59,713	108,884
合計	948,479,607	55,038,491	70,381,004	71,778,732	71,603,658	92,507,995
鮮魚	654,418	37,596	47,773	41,335	32,484	57,608
	621,254,300	33,932,259	40,392,236	39,431,243	39,327,376	59,062,438
冷凍	89,167	6,497	8,213	6,315	5,915	34,404
	68,917,163	6,060,045	6,782,572	6,756,624	5,911,983	9,439,887
塩干・加工品	168,564	11,920	15,010	16,951	21,314	16,872
	258,308,144	15,046,187	23,206,196	25,590,865	26,364,299	24,005,670
青森	944,331	50,400	61,239	73,949	97,441	112,519
合計	656,017,507	41,625,104	48,832,079	54,092,883	59,472,535	73,395,361
鮮魚	685,713	32,904	42,603	54,489	79,315	89,151
	404,209,405	25,235,923	31,284,618	34,166,905	41,640,923	49,438,308
冷凍	79,554	4,392	6,056	5,784	4,670	6,147
	51,019,199	2,312,576	3,318,739	3,885,424	3,348,849	4,201,565
塩干・加工品	179,064	13,104	12,580	13,676	13,456	17,221
	200,788,903	14,076,605	14,228,722	16,040,554	14,482,763	19,755,488
岩手	476,018	11,089	10,156	10,791	12,757	27,065
合計	241,160,751	9,163,165	7,659,148	7,983,773	8,662,703	17,760,330
鮮魚	461,974	10,176	9,395	9,648	11,678	26,087
	204,891,394	6,769,215	5,367,415	5,010,749	5,908,978	14,039,429
冷凍	484	20	30	24	20	20
	2,022,300	50,925	100,800	80,325	50,925	50,925
塩干・加工品	13,560	893	761	1,113	1,055	958
	34,247,057	2,343,025	2,291,733	2,872,224	2,673,400	3,669,976
宮城	3,796,630	271,208	252,247	280,848	331,668	376,106
合計	2,781,395,801	205,445,702	187,563,944	195,581,241	243,095,106	268,190,683
鮮魚	963,871	38,327	39,560	62,504	108,978	159,446
	637,260,376	32,884,724	29,043,918	39,457,571	59,667,708	95,826,639
冷凍	1,606,129	140,352	117,011	105,009	127,819	121,222
	1,106,282,248	96,533,988	83,984,865	78,524,333	101,536,803	89,027,066
塩干・加工品	1,226,630	92,529	95,676	113,335	94,871	95,438
	1,037,853,177	76,026,990	74,535,161	77,599,337	81,890,595	83,336,978
秋田	77,819	6,452	7,820	18,879	8,662	3,720
合計	55,373,111	5,513,033	5,082,531	10,030,662	6,048,273	4,222,518
鮮魚	51,153	3,749	6,005	16,864	6,658	800
	31,988,283	2,402,208	4,236,886	8,519,266	4,375,631	1,347,260
冷凍	15,545	1,205	1,260	1,260	1,200	1,860
	7,939,523	664,073	639,450	639,450	609,000	943,950
塩干・加工品	11,121	1,498	555	755	804	1,060
	15,445,305	2,446,752	206,195	871,946	1,063,642	1,931,308
山形	50,670	3,757	9,844	6,552	5,111	4,045
合計	39,396,004	3,049,561	9,097,539	6,577,357	3,406,458	3,534,547
鮮魚	12,021	369	4,699	1,540	2,172	645
	6,934,226	300,596	2,629,335	819,800	1,259,769	430,885
冷凍	26				17	
	36,960				24,192	
塩干・加工品	38,623	3,388	5,145	5,012	2,922	3,400
	32,424,818	2,748,965	6,468,204	5,757,557	2,122,497	3,103,662
茨城	677,672	64,849	62,124	50,143	46,713	49,705
合計	577,615,191	52,091,957	48,823,038	42,760,976	39,639,251	41,960,911
鮮魚	236,608	20,630	20,543	14,356	12,093	13,703
	170,977,986	14,876,222	13,135,900	10,726,864	10,046,700	10,984,786
冷凍	84,586	6,438	5,786	4,769	7,218	9,264
	110,682,743	8,471,917	7,815,234	6,534,630	8,022,610	10,823,351
塩干・加工品	356,478	37,781	35,795	31,018	27,402	26,738
	295,954,462	28,743,818	27,871,904	25,499,482	21,569,941	20,152,774

別・月別取扱高表

単位 上段：数量=kg
下段：金額=円

9月	10月	11月	12月	1月	2月	3月
127,541	150,763	188,542	234,712	118,995	133,614	148,983
112,121,956	121,087,842	129,675,340	244,383,362	108,945,800	114,965,098	132,996,025
35,438	55,574	94,588	53,221	21,875	28,412	36,708
32,334,225	33,600,174	42,482,192	58,938,083	23,695,904	25,889,367	34,457,866
38,380	41,322	42,958	93,642	46,077	52,231	57,828
36,929,953	40,451,385	38,061,560	85,209,375	44,413,008	44,834,308	49,991,433
53,723	53,867	50,996	87,849	51,043	52,971	54,447
42,857,778	47,036,283	49,131,588	100,235,904	40,836,888	44,241,423	48,546,726
119,845	89,348	76,160	118,795	42,741	49,392	55,661
87,417,910	77,811,811	88,467,531	163,987,325	52,253,578	53,917,974	63,313,598
109,419	73,876	57,227	85,322	32,798	37,758	41,222
70,844,143	55,441,833	59,177,914	104,978,718	38,738,771	37,421,461	42,505,908
2,035	4,852	3,117	6,733	3,210	3,280	4,596
3,339,862	5,710,837	4,511,457	8,763,292	3,371,544	3,815,526	4,453,534
8,391	10,620	15,816	26,740	6,733	8,354	9,843
13,233,905	16,659,141	24,778,160	50,245,315	10,143,263	12,680,987	16,354,156
69,306	73,030	107,544	100,106	69,333	64,565	64,899
40,969,205	50,241,406	63,644,297	81,334,525	47,983,903	48,515,661	45,910,548
51,101	49,271	80,519	67,472	52,121	43,513	43,254
24,099,823	28,722,801	40,563,296	37,344,160	32,851,343	30,686,125	28,175,180
4,914	7,153	8,798	9,493	5,521	8,637	7,989
2,733,987	4,176,113	5,182,758	9,885,346	2,968,212	4,626,798	4,378,832
13,291	16,606	18,227	23,141	11,691	12,415	13,656
14,135,395	17,342,492	17,898,243	34,105,019	12,164,348	13,202,738	13,356,536
161,873	144,119	39,423	22,433	11,454	9,609	15,249
74,707,522	58,618,395	17,150,940	14,280,757	8,097,616	6,994,039	10,082,363
160,105	142,561	38,096	20,393	10,744	8,823	14,268
70,362,667	56,456,813	13,411,888	9,100,568	5,298,410	5,230,846	7,934,416
240	30	20	40	20	20	20
1,382,850	50,925	50,925	101,850	50,925	50,925	50,925
1,528	1,528	1,307	2,000	690	766	961
2,962,005	2,110,657	3,688,127	5,078,339	2,748,281	1,712,268	2,097,022
348,991	365,469	310,716	389,715	273,610	288,579	307,473
230,036,192	256,247,080	241,136,827	342,351,674	190,733,858	191,865,910	229,147,584
137,001	142,350	92,691	44,342	44,252	42,851	51,569
76,565,492	88,679,693	66,915,641	41,175,095	33,566,507	31,733,494	41,743,894
123,582	118,820	108,100	202,442	134,157	152,971	154,644
83,799,599	81,233,704	81,187,547	151,143,807	78,008,272	82,391,919	98,910,345
88,408	104,299	109,925	142,931	95,201	92,757	101,260
69,671,101	86,333,683	93,033,639	150,032,772	79,159,079	77,740,497	88,493,345
7,083	6,640	4,885	4,555	2,492	2,634	3,997
4,453,727	4,921,407	5,737,724	3,357,039	1,542,157	1,800,445	2,663,595
4,687	4,471	1,914	2,238	775	1,031	1,961
2,217,350	3,254,584	1,419,424	1,563,749	571,821	740,820	1,339,284
1,380	1,200	1,320	1,440	1,140	960	1,320
700,350	609,000	669,900	728,700	578,550	487,200	669,900
1,016	969	1,651	877	577	643	716
1,536,027	1,057,823	3,648,400	1,064,590	391,786	572,425	654,411
2,516	2,786	2,821	2,234	3,584	3,244	4,176
1,568,631	1,801,672	2,921,162	1,279,933	1,758,046	1,665,868	2,735,230
14	126	251	273	201	541	1,190
7,812	115,732	141,057	78,378	191,562	286,665	672,635
				5	4	
				7,056	5,712	
2,502	2,660	2,570	1,961	3,378	2,699	2,986
1,560,819	1,685,940	2,780,105	1,201,555	1,559,428	1,373,491	2,062,595
47,100	55,620	65,079	68,467	51,766	58,950	57,156
37,666,942	45,030,668	54,196,820	69,361,156	44,235,699	50,351,197	51,496,576
16,675	19,524	28,582	28,143	18,401	22,857	21,101
12,449,163	13,874,343	18,854,803	20,458,353	13,676,939	15,845,389	16,048,524
5,997	8,135	8,047	13,247	5,026	5,248	5,411
5,904,784	7,698,955	8,969,736	24,296,035	6,798,655	7,938,911	7,407,925
24,428	27,961	28,450	27,077	28,339	30,845	30,644
19,312,995	23,457,370	26,372,281	24,606,768	23,760,105	26,566,897	28,040,127

種別・出荷地	計	4月	5月	6月	7月	8月
栃木	13,381	2,327	1,081	1,285	2,362	830
合計	8,259,487	819,251	509,805	1,012,470	1,465,644	965,144
鮮魚	358	4	18	88	163	81
	826,875	37,800	36,120	115,395	451,920	143,640
冷凍	1,042		3	72	721	36
	2,385,043		7,639	470,501	471,982	470,501
塩干・加工品	11,981	2,323	1,060	1,125	1,478	713
	5,047,569	781,451	466,046	426,574	541,742	351,003
群馬	121,392	13,253	8,959	8,219	8,322	7,026
合計	83,827,869	7,470,801	6,047,568	5,578,673	6,023,736	4,809,621
鮮魚	492	80	71	59	55	30
	1,102,731	201,138	165,060	128,520	117,810	64,953
冷凍	24,752	305	60	465	720	690
	21,180,325	516,149	112,560	391,987	837,376	467,986
塩干・加工品	96,148	12,868	8,828	7,695	7,547	6,306
	61,544,813	6,753,514	5,769,948	5,058,166	5,068,550	4,276,682
埼玉	25,419	2,339	2,434	1,633	1,846	1,921
合計	33,788,334	2,220,628	2,463,167	1,864,509	2,590,501	2,997,199
鮮魚	7,193	541	565	418	652	718
	5,904,624	426,762	377,076	337,439	945,095	694,155
冷凍	5,588	391	392	412	389	318
	4,687,469	328,940	296,768	337,130	317,470	242,525
塩干・加工品	12,638	1,407	1,477	803	805	885
	23,196,241	1,464,926	1,789,323	1,189,940	1,327,936	2,060,519
千葉	1,847,355	141,400	199,289	208,969	184,924	145,225
合計	1,247,490,939	109,338,434	131,318,732	141,704,046	110,162,192	95,968,348
鮮魚	1,374,564	116,454	174,123	182,437	156,001	119,224
	882,162,048	82,649,884	101,842,773	111,930,081	81,895,986	67,519,154
冷凍	162,572	1,978	2,612	3,168	3,076	2,257
	92,715,703	5,258,216	8,316,425	6,956,362	5,389,457	7,124,497
塩干・加工品	310,219	22,968	22,554	23,364	25,847	23,744
	272,613,188	21,430,334	21,159,534	22,817,603	22,876,749	21,324,697
東京	1,927,054	154,671	163,293	155,539	168,974	165,812
合計	2,265,316,081	177,380,570	188,081,197	172,678,663	212,914,693	202,637,836
鮮魚	570,548	47,314	57,729	51,453	52,050	48,288
	856,075,633	72,333,641	81,790,068	69,523,587	73,594,133	81,073,192
冷凍	1,101,914	88,171	86,104	84,641	93,912	94,181
	999,975,149	72,793,173	77,424,162	76,696,893	99,155,710	83,397,381
塩干・加工品	254,592	19,186	19,460	19,445	23,012	23,343
	409,265,299	32,253,756	28,866,967	26,458,183	40,164,850	38,167,263
神奈川	153,447	14,861	20,613	17,944	22,620	15,143
合計	115,050,178	10,301,593	11,447,804	10,589,407	13,396,586	11,406,557
鮮魚	49,182	3,994	11,181	5,835	6,667	3,473
	22,971,698	2,257,987	3,288,744	1,645,145	1,696,815	1,529,957
冷凍	8,508	2,330	1,005	619	1,033	597
	12,168,298	1,767,957	1,227,905	781,672	1,226,371	941,843
塩干・加工品	95,757	8,537	8,427	11,490	14,920	11,073
	79,910,182	6,275,649	6,931,155	8,162,590	10,473,400	8,934,757
新潟	301,774	22,744	26,267	24,003	20,147	21,827
合計	246,098,424	17,535,618	18,405,179	20,731,317	16,794,650	19,122,092
鮮魚	54,285	4,105	2,386	3,002	952	2,418
	28,798,741	2,375,476	1,481,326	1,856,320	772,106	1,675,748
冷凍	3,614	349	255	337	195	316
	4,660,880	375,627	345,828	460,068	282,114	382,830
塩干・加工品	243,875	18,290	23,626	20,664	19,000	19,093
	212,638,803	14,784,515	16,578,025	18,414,929	15,740,430	17,063,514
富山	36,682	2,729	3,430	3,362	1,653	682
合計	18,291,897	1,632,595	1,110,044	1,357,551	660,926	249,371
鮮魚	35,599	2,714	3,420	3,362	1,648	657
	16,655,514	1,597,315	1,083,794	1,357,551	643,076	199,265
塩干・加工品	1,083	15	10		5	25
	1,636,383	35,280	26,250		17,850	50,106

9月	10月	11月	12月	1月	2月	3月
781	858	890	895	738	676	658
851,081	831,439	427,530	515,192	267,658	267,448	326,825
						4
						42,000
100	109		1			
491,293	471,814		1,313			
681	749	890	894	738	676	654
359,788	359,625	427,530	513,879	267,658	267,448	284,825
8,071	11,693	10,660	9,768	10,717	11,694	13,010
5,704,148	8,828,347	8,456,979	7,981,999	6,618,585	7,508,983	8,798,429
22	55	35	28	18	17	22
47,124	123,606	74,340	58,968	38,556	35,532	47,124
1,180	4,660	4,870	4,507	3,395	1,760	2,140
816,165	3,236,513	3,455,222	3,372,289	2,675,568	2,255,190	3,043,320
6,869	6,978	5,755	5,233	7,304	9,917	10,848
4,840,859	5,468,228	4,927,417	4,550,742	3,904,461	5,218,261	5,707,985
2,782	2,076	2,075	2,444	1,190	1,349	3,330
4,412,655	3,143,719	2,957,576	3,558,920	1,425,207	1,627,524	4,526,729
754	825	820	675	403	354	468
553,896	690,449	702,996	662,067	196,329	140,721	177,639
397	359	506	748	366	502	808
338,877	298,481	425,034	708,699	290,115	427,521	675,909
1,631	892	749	1,021	421	493	2,054
3,519,882	2,154,789	1,829,546	2,188,154	938,763	1,059,282	3,673,181
110,635	96,831	201,910	178,789	107,694	127,797	143,892
73,248,957	75,405,798	92,545,286	133,044,803	78,170,380	90,889,592	115,694,371
87,284	70,566	78,686	101,436	77,416	96,329	114,608
50,268,937	48,218,003	57,705,821	79,448,782	51,571,283	62,219,739	86,891,605
2,085	2,422	99,172	38,025	2,165	2,384	3,228
5,572,032	5,699,316	13,643,176	17,308,673	5,515,955	5,910,683	6,020,911
21,266	23,843	24,052	39,328	28,113	29,084	26,056
17,407,988	21,488,479	21,196,289	36,287,348	21,083,142	22,759,170	22,781,855
130,430	155,822	151,461	230,576	134,311	141,397	174,768
156,791,557	172,494,067	175,384,268	309,930,756	151,302,923	154,830,230	190,889,321
38,495	42,678	39,570	57,889	45,592	42,148	47,342
61,475,085	62,923,829	59,468,504	98,069,690	65,311,179	58,589,132	71,923,593
74,467	92,685	88,930	135,637	75,933	81,143	106,110
65,805,903	76,194,210	79,192,808	146,033,717	66,149,870	70,392,715	86,738,607
17,468	20,459	22,961	37,050	12,786	18,106	21,316
29,510,569	33,376,028	36,722,956	65,827,349	19,841,874	25,848,383	32,227,121
9,977	7,193	8,022	11,233	8,952	9,969	6,920
8,553,275	7,372,275	8,371,756	12,371,450	6,672,598	7,426,097	7,140,780
679	874	2,698	3,227	4,234	4,651	1,669
422,680	1,442,745	2,685,902	2,508,464	2,031,299	2,100,837	1,361,123
852	542	285	131	475	130	509
1,246,788	946,978	515,482	683,655	892,196	703,133	1,234,318
8,446	5,777	5,039	7,875	4,243	5,188	4,742
6,883,807	4,982,552	5,170,372	9,179,331	3,749,103	4,622,127	4,545,339
20,507	27,464	21,029	33,886	27,618	23,576	32,706
16,170,497	20,539,462	18,153,776	35,064,440	20,969,760	19,599,609	23,012,024
2,569	7,591	1,932	2,914	7,947	5,894	12,575
936,973	2,718,105	1,487,978	2,197,920	4,658,003	2,995,277	5,643,509
230	316	407	327	284	305	293
338,310	424,389	492,660	479,640	349,776	360,927	368,711
17,708	19,557	18,690	30,645	19,387	17,377	19,838
14,895,214	17,396,968	16,173,138	32,386,880	15,961,981	16,243,405	16,999,804
367	2,020	2,135	1,879	3,019	10,949	4,457
106,523	717,370	1,025,078	2,221,650	1,879,730	4,618,610	2,712,449
362	1,935	1,940	1,641	2,964	10,809	4,147
88,673	586,624	667,553	1,726,008	1,781,240	4,391,096	2,533,319
5	85	195	238	55	140	310
17,850	130,746	357,525	495,642	98,490	227,514	179,130

種別・出荷地	計	4月	5月	6月	7月	8月
石川	31,534	4,353	11,530	5,325	858	496
合計	19,507,923	2,785,290	6,241,897	2,793,521	707,309	599,873
鮮魚	27,265	3,924	11,201	4,842	487	160
	13,484,684	2,181,545	5,800,826	2,121,799	199,862	121,590
冷凍	336	32	32	32	32	32
	480,480	43,680	43,680	43,680	43,680	43,680
塩干・加工品	3,933	397	297	451	339	304
	5,542,759	560,065	397,391	628,042	463,767	434,603
福井	34,310	1,097	2,300	1,820	1,873	1,912
合計	20,836,592	743,806	1,038,271	1,072,571	1,423,192	1,136,185
鮮魚	11,770	102	1,416	45	349	529
	6,540,054	171,991	503,135	42,000	529,201	392,354
冷凍	25					
	31,500					
塩干・加工品	22,515	995	884	1,775	1,524	1,383
	14,265,038	571,815	535,136	1,030,571	893,991	743,831
山梨	1,453	100	140	110	95	137
合計	1,913,646	132,216	159,810	117,894	117,012	160,230
鮮魚	4	4				
	29,400	29,400				
冷凍	7					
	228,900					
塩干・加工品	1,442	96	140	110	95	137
	1,655,346	102,816	159,810	117,894	117,012	160,230
長野	1,307	11	101	165	85	91
合計	1,941,440	58,170	150,780	175,707	147,105	140,385
冷凍	1,302	10	100	165	85	90
	1,902,590	50,400	143,010	175,707	147,105	132,615
塩干・加工品	5	1	1			1
	38,850	7,770	7,770			7,770
岐阜	13,962	980	1,289	623	700	299
合計	19,610,059	1,136,877	1,415,064	1,091,076	1,035,804	538,314
冷凍	13,860	948	1,278	616	696	290
	19,413,100	1,069,950	1,394,715	1,078,980	1,029,000	523,005
塩干・加工品	102	32	11	7	4	9
	196,959	66,927	20,349	12,096	6,804	15,309
静岡	386,833	37,709	38,291	28,942	27,255	24,804
合計	460,935,734	35,995,216	40,128,445	37,926,725	46,284,750	34,006,312
鮮魚	99,717	16,812	15,331	5,636	7,119	5,132
	79,778,795	9,065,097	10,024,610	6,360,026	7,753,839	5,469,077
冷凍	186,385	10,098	13,638	13,492	10,078	10,981
	267,644,540	15,903,645	20,242,996	20,970,680	27,261,067	18,758,227
塩干・加工品	100,731	10,799	9,322	9,814	10,058	8,691
	113,512,399	11,026,474	9,860,839	10,596,019	11,269,844	9,779,008
愛知	225,914	22,837	21,020	23,510	17,148	15,670
合計	124,616,867	16,205,970	12,025,688	12,286,221	8,924,515	7,363,955
鮮魚	68,539	10,789	9,209	8,748	3,726	2,115
	44,882,264	7,946,687	5,373,841	4,991,754	2,680,319	2,084,306
冷凍	525	40	50	40	30	65
	365,989	23,100	28,140	20,160	15,120	63,143
塩干・加工品	156,850	12,008	11,761	14,722	13,392	13,490
	79,368,614	8,236,183	6,623,707	7,274,307	6,229,076	5,216,506
三重	106,396	9,933	8,727	7,051	5,754	7,774
合計	113,309,502	8,726,750	8,418,810	6,765,988	6,459,247	10,111,831
鮮魚	52,424	3,718	4,370	2,423	2,953	3,425
	42,939,942	2,969,860	3,403,064	1,915,642	2,323,527	2,709,753
冷凍	48,035	5,507	3,919	3,813	2,460	3,820
	59,614,417	4,706,643	4,105,981	3,845,295	3,403,828	6,642,520
塩干・加工品	5,937	708	438	815	341	529
	10,755,143	1,050,247	909,765	1,005,051	731,892	759,558
滋賀	1,636	74	107	388	157	44
合計	836,926	35,784	55,373	162,212	70,770	27,720
塩干・加工品	1,636	74	107	388	157	44
	836,926	35,784	55,373	162,212	70,770	27,720

9月	10月	11月	12月	1月	2月	3月
4,259	566	518	775	328	366	2,160
1,709,867	672,674	615,202	1,010,991	366,177	428,297	1,576,825
3,959	212	190	229	112	153	1,796
1,285,598	173,849	157,080	177,975	88,830	113,715	1,062,015
32	32		48		32	32
43,680	43,680		87,360		43,680	43,680
268	322	328	498	216	181	332
380,589	455,145	458,122	745,656	277,347	270,902	471,130
4,214	4,466	5,352	3,286	2,250	2,051	3,689
2,008,362	2,650,332	3,168,069	2,183,025	1,666,379	1,543,415	2,202,985
2,785	2,724	2,694	966	125	27	8
1,203,436	1,396,605	1,200,148	598,107	282,262	174,195	46,620
				25		
				31,500		
1,429	1,742	2,658	2,320	2,100	2,024	3,681
804,926	1,253,727	1,967,921	1,584,918	1,352,617	1,369,220	2,156,365
110	170	151	190	82	86	82
115,878	201,726	195,384	439,824	96,768	91,182	85,722
			7			
			228,900			
110	170	151	183	82	86	82
115,878	201,726	195,384	210,924	96,768	91,182	85,722
60	220	165	236	55	30	88
99,120	206,535	258,195	411,390	63,105	83,055	147,893
60	220	165	235	55	30	87
99,120	206,535	258,195	403,620	63,105	83,055	140,123
			1			1
			7,770			7,770
1,123	1,883	1,046	1,291	1,720	1,551	1,457
1,679,895	2,129,478	1,528,695	1,888,551	2,438,835	2,327,766	2,399,704
1,120	1,874	1,040	1,285	1,720	1,541	1,452
1,674,855	2,114,169	1,518,489	1,878,345	2,438,835	2,307,480	2,385,277
3	9	6	6		10	5
5,040	15,309	10,206	10,206		20,286	14,427
20,296	29,786	29,139	35,235	32,756	35,941	46,679
26,743,464	33,448,667	33,773,608	44,368,050	39,494,374	40,432,721	48,333,402
4,488	7,140	7,175	6,107	4,550	5,701	14,526
5,261,302	6,003,520	5,345,034	6,174,669	4,680,236	5,037,239	8,604,146
8,356	14,253	14,305	21,971	22,121	23,133	23,959
13,345,133	18,507,260	19,032,627	29,164,562	26,959,897	27,397,059	30,101,387
7,452	8,393	7,659	7,157	6,085	7,107	8,194
8,137,029	8,937,887	9,395,947	9,028,819	7,854,241	7,998,423	9,627,869
16,934	19,627	21,175	17,990	16,341	16,038	17,624
8,122,728	10,013,072	11,530,701	10,808,960	7,774,079	8,837,824	10,723,154
5,450	4,241	5,210	4,710	2,953	3,954	7,434
3,017,700	2,820,406	3,234,825	3,002,231	1,998,683	2,588,693	5,142,819
50	20	50	80	20	40	40
26,985	10,080	28,140	99,881	10,080	23,100	18,060
11,434	15,366	15,915	13,200	13,368	12,044	10,150
5,078,043	7,182,586	8,267,736	7,706,848	5,765,316	6,226,031	5,562,275
7,115	8,886	9,208	14,341	5,946	8,022	13,639
6,560,368	7,646,781	9,235,107	22,964,299	7,030,673	7,298,779	12,090,869
4,018	4,763	4,995	6,424	3,383	4,300	7,652
2,979,514	3,676,173	4,643,222	6,233,315	2,891,278	3,411,849	5,782,745
2,636	3,566	3,364	7,496	2,423	3,404	5,627
2,922,651	3,201,629	3,417,478	15,601,362	3,547,646	3,110,003	5,109,381
461	557	849	421	140	318	360
658,203	768,979	1,174,407	1,129,622	591,749	776,927	1,198,743
116	214	6	110	222	68	130
53,136	135,586	5,166	78,750	103,320	39,945	69,164
116	214	6	110	222	68	130
53,136	135,586	5,166	78,750	103,320	39,945	69,164

種別・出荷地	計	4月	5月	6月	7月	8月
京都	9,688	847	884	821	834	921
合計	12,382,785	1,044,781	1,194,258	1,028,595	977,089	1,081,200
鮮魚	9,666	847	884	821	817	921
	12,367,418	1,044,781	1,194,258	1,028,595	970,164	1,081,200
冷凍	22				17	
	15,367				6,925	
大阪	33,631	2,408	2,204	1,806	5,016	3,726
合計	59,199,071	2,646,424	2,332,316	2,844,609	12,993,677	7,266,581
鮮魚	18,952	1,898	1,259	1,055	1,961	2,411
	21,141,460	1,870,735	976,238	872,341	2,174,267	2,940,736
冷凍	13,624	505	945	701	2,850	1,037
	33,180,794	729,489	1,356,078	1,653,750	9,617,160	2,713,675
塩干・加工品	1,055	5		50	205	278
	4,876,817	46,200		318,518	1,202,250	1,612,170
兵庫	100,221	6,761	6,402	6,566	5,707	5,390
合計	125,854,518	8,559,553	8,759,471	8,477,758	6,716,813	7,823,967
鮮魚	49,329	1,919	1,923	1,446	1,029	936
	56,053,293	2,348,010	2,359,191	1,773,704	1,318,839	1,399,487
冷凍	12,070	967	1,373	1,444	752	1,581
	20,512,850	1,568,018	2,289,295	2,574,096	1,126,335	2,848,083
塩干・加工品	38,822	3,875	3,106	3,676	3,926	2,873
	49,288,375	4,643,525	4,110,985	4,129,958	4,271,639	3,576,397
和歌山	2,754	100	1,488	148	103	372
合計	2,861,747	223,230	731,578	261,975	179,277	393,490
鮮魚	1,628		1,354			250
	701,225		495,853			174,040
塩干・加工品	1,126	100	134	148	103	122
	2,160,522	223,230	235,725	261,975	179,277	219,450
鳥取	19,386	1,381	1,348	827	916	1,007
合計	25,507,903	2,055,542	1,716,263	1,327,985	1,423,406	1,528,789
鮮魚	11,161	842	912	248	246	481
	11,561,890	1,179,603	1,078,435	368,420	410,760	606,114
冷凍	1,532	79	89	81	68	103
	5,362,962	319,410	172,956	316,008	252,168	370,272
塩干・加工品	6,693	460	347	498	602	423
	8,583,051	556,529	464,872	643,557	760,478	552,403
島根	17,423	3,107	703	890	876	1,298
合計	19,631,265	2,721,390	1,004,462	1,278,809	1,073,722	1,566,235
鮮魚	14,614	2,830	413	363	590	1,060
	13,803,367	2,184,089	451,686	258,384	536,710	1,052,848
塩干・加工品	2,809	277	290	527	286	238
	5,827,898	537,301	552,776	1,020,425	537,012	513,387
岡山	4,870	662	454	347	344	332
合計	4,484,026	637,086	457,756	349,648	342,000	332,352
塩干・加工品	4,870	662	454	347	344	332
	4,484,026	637,086	457,756	349,648	342,000	332,352
広島	47,058	2,252	3,247	2,515	1,387	2,653
合計	47,904,404	1,547,627	1,742,836	1,931,259	1,328,285	2,565,246
鮮魚	44,520	2,034	2,909	2,334	1,213	2,456
	42,647,924	1,117,757	1,035,668	1,621,581	934,923	2,158,434
冷凍	185		150	5	30	
	382,153		297,668	11,163	73,322	
塩干・加工品	2,353	218	188	176	144	197
	4,874,327	429,870	409,500	298,515	320,040	406,812
山口	77,901	7,114	9,065	7,151	7,286	7,134
合計	64,622,001	6,342,296	6,822,257	5,250,970	5,485,284	4,066,538
鮮魚	28,679	2,398	4,941	2,194	3,099	3,530
	29,990,498	3,148,936	4,018,971	1,918,663	2,744,012	1,492,945
冷凍	140				50	40
	111,752				39,060	33,254
塩干・加工品	49,082	4,716	4,124	4,957	4,137	3,564
	34,519,751	3,193,360	2,803,286	3,332,307	2,702,212	2,540,339

9月	10月	11月	12月	1月	2月	3月
812	796	911	1,347	590	411	514
955,000	911,217	1,132,788	1,809,112	786,594	658,541	803,610
812	796	906	1,347	590	411	514
955,000	911,217	1,124,346	1,809,112	786,594	658,541	803,610
		5				
		8,442				
1,910	2,554	1,929	6,009	2,016	1,167	2,886
4,363,329	4,666,249	3,433,269	9,280,365	2,608,143	2,178,367	4,585,742
873	1,587	1,404	3,058	1,684	676	1,086
1,118,250	1,634,588	1,670,343	4,081,867	1,609,703	786,514	1,405,878
978	916	440	2,838	256	408	1,750
2,907,189	2,746,271	1,550,220	4,607,978	893,550	1,323,525	3,081,909
59	51	85	113	76	83	50
337,890	285,390	212,706	590,520	104,890	68,328	97,955
4,415	6,057	8,505	18,336	13,126	10,843	8,113
6,209,441	8,402,949	12,292,560	20,697,330	13,586,319	12,835,964	11,492,393
871	1,858	4,295	13,581	10,062	7,385	4,024
1,254,771	2,607,432	6,503,102	13,939,225	9,118,022	8,094,511	5,336,999
992	965	961	997	623	373	1,042
1,777,388	1,663,023	1,526,532	1,778,301	1,053,039	584,325	1,724,415
2,552	3,234	3,249	3,758	2,441	3,085	3,047
3,177,282	4,132,494	4,262,926	4,979,804	3,415,258	4,157,128	4,430,979
95	137	70	71	28	73	69
164,640	245,112	144,900	150,570	66,570	154,560	145,845
	24					
	31,332					
95	113	70	71	28	73	69
164,640	213,780	144,900	150,570	66,570	154,560	145,845
1,205	2,461	1,956	1,791	1,410	1,815	3,269
1,592,353	2,476,933	2,253,658	3,154,651	2,000,469	2,479,452	3,498,402
537	1,807	1,331	754	906	1,042	2,055
521,418	1,333,616	1,115,082	920,611	928,995	1,246,982	1,851,854
101	111	137	387	129	73	174
315,200	401,751	467,544	1,382,346	555,673	261,408	548,226
567	543	488	650	375	700	1,040
755,735	741,566	671,032	851,694	515,801	971,062	1,098,322
1,342	1,659	2,660	2,587	1,434	329	538
1,368,594	1,904,688	3,080,588	3,160,967	1,337,347	403,911	730,552
1,126	1,494	2,482	2,458	1,324	202	272
904,011	1,526,063	2,672,820	2,864,624	1,092,768	130,148	129,216
216	165	178	129	110	127	266
464,583	378,625	407,768	296,343	244,579	273,763	601,336
332	576	462	486	421	222	232
274,191	431,781	373,842	517,336	337,995	155,883	274,156
332	576	462	486	421	222	232
274,191	431,781	373,842	517,336	337,995	155,883	274,156
995	3,645	5,334	7,950	7,430	7,416	2,234
710,269	3,360,159	7,302,993	9,748,079	8,014,141	7,268,879	2,384,631
896	3,413	5,118	7,598	7,308	7,228	2,013
487,879	2,893,224	6,865,458	9,012,606	7,747,231	6,866,991	1,906,172
99	232	216	352	122	188	221
222,390	466,935	437,535	735,473	266,910	401,888	478,459
4,753	5,543	6,662	5,959	6,632	5,475	5,127
3,738,771	5,128,594	5,228,730	7,381,871	5,314,688	5,404,167	4,457,835
1,739	2,065	1,726	2,097	1,227	2,190	1,473
1,608,425	2,619,571	2,113,679	3,956,796	1,826,293	2,981,325	1,560,882
35	10	5				
27,720	7,812	3,906				
2,979	3,468	4,931	3,862	5,405	3,285	3,654
2,102,626	2,501,211	3,111,145	3,425,075	3,488,395	2,422,842	2,896,953

種別・出荷地	計	4月	5月	6月	7月	8月
香川	8,070	578	712	486	691	1,024
合計	15,404,177	1,129,729	1,350,253	1,012,891	1,183,961	1,880,521
鮮魚	38 173,052					
冷凍	6,826 13,711,925	507 1,052,931	569 1,170,260	470 988,724	563 1,029,012	868 1,696,623
塩干・加工品	1,206 1,519,200	71 76,798	143 179,993	16 24,167	128 154,949	156 183,898
愛媛	171,436	13,144	10,694	9,941	10,047	12,189
合計	155,634,070	10,553,443	9,679,755	8,947,287	9,580,894	12,171,562
鮮魚	157,642 145,196,352	10,485 8,875,053	8,796 8,011,421	8,862 8,315,444	9,124 8,662,792	11,014 11,061,857
冷凍	1,743 3,111,675	507 934,710	515 962,430	6 10,710	255 420,210	300 554,400
塩干・加工品	12,051 7,326,043	2,152 743,680	1,383 705,904	1,073 621,133	668 497,892	875 555,305
高知	1,703	8				
合計	604,312	14,301				
鮮魚	1,695 590,011					
塩干・加工品	8 14,301	8 14,301				
福岡	112,404	9,664	16,768	9,207	10,849	8,595
合計	136,683,626	11,327,063	13,482,336	11,910,998	13,573,197	12,534,135
鮮魚	62,821 38,408,289	4,977 2,731,699	12,163 5,079,198	4,082 2,903,027	6,361 4,310,823	4,531 3,858,452
冷凍	1,440 2,267,231	339 274,470	94 166,236	124 166,614	31 122,640	55 204,456
塩干・加工品	48,143 96,008,106	4,348 8,320,894	4,511 8,236,902	5,001 8,841,357	4,457 9,139,734	4,009 8,471,227
佐賀	43,580	3,336	3,731	3,851	4,142	3,593
合計	46,164,550	2,266,147	2,696,697	4,207,299	4,661,152	4,888,082
鮮魚	43,290 46,028,480	3,266 2,236,337	3,711 2,688,087	3,851 4,207,299	4,142 4,661,152	3,593 4,888,082
冷凍	290 136,070	70 29,810	20 8,610			
長崎	51,269	4,819	3,445	2,648	11,120	3,779
合計	47,921,467	4,480,179	3,123,929	2,914,372	7,279,252	4,680,744
鮮魚	46,377 38,496,511	4,569 3,794,350	3,297 2,794,754	2,520 2,601,367	10,880 6,729,977	3,149 3,196,389
冷凍	3,848 8,322,059	246 651,179	148 329,175	128 313,005	228 536,445	547 1,408,575
塩干・加工品	1,044 1,102,897	4 34,650			12 12,830	83 75,780
熊本	69,170	7,646	8,578	9,041	6,552	6,398
合計	45,368,391	5,696,288	5,854,936	5,922,906	4,335,462	3,700,532
鮮魚	68,654 45,027,981	7,614 5,666,258	8,558 5,843,386	8,991 5,893,716	6,522 4,317,822	6,338 3,665,462
塩干・加工品	516 340,410	32 30,030	20 11,550	50 29,190	30 17,640	60 35,070
大分	46,160	3,259	2,542	2,892	2,438	1,765
合計	30,798,163	2,125,811	1,725,582	2,344,777	2,217,888	1,342,679
鮮魚	43,349 24,282,153	3,016 1,544,835	2,334 1,239,106	2,647 1,793,326	2,097 1,430,577	1,545 839,938
塩干・加工品	2,811 6,516,010	243 580,976	208 486,476	245 551,451	341 787,311	220 502,741
宮崎	35,025	1,008	939	2,044	4,663	2,236
合計	32,759,202	1,350,860	1,255,876	3,206,207	4,015,985	2,532,969
鮮魚	28,769 22,206,009	733 871,304	614 690,766	418 496,598	4,358 3,494,429	1,856 1,907,505
冷凍	6,256 10,553,193	275 479,556	325 565,110	1,626 2,709,609	305 521,556	380 625,464

9月	10月	11月	12月	1月	2月	3月
564	587	529	1,250	551	484	614
1,107,542	1,131,969	990,313	2,420,854	1,159,099	894,292	1,142,753
	1	1	4	11	9	12
	6,930	5,775	17,325	49,603	39,659	53,760
471	511	408	962	534	415	548
988,944	1,038,947	834,627	2,008,617	1,099,100	779,692	1,024,448
93	75	120	284	6	60	54
118,598	86,092	149,911	394,912	10,396	74,941	64,545
12,152	12,675	14,825	25,100	16,693	16,613	17,363
11,805,860	12,841,323	14,494,595	22,089,622	14,191,518	14,115,708	15,162,503
10,906	11,624	13,949	24,486	16,162	15,670	16,564
11,036,806	12,184,619	13,662,492	21,604,465	13,787,310	13,559,748	14,434,345
35	26	51	30			18
53,550	42,210	47,775	53,550			32,130
1,211	1,025	825	584	531	943	781
715,504	614,494	784,328	431,607	404,208	555,960	696,028
						1,695
						590,011
						1,695
						590,011
5,254	5,558	6,790	7,928	4,964	10,750	16,077
7,982,151	7,970,462	10,287,300	15,338,496	7,404,081	11,146,183	13,727,224
2,376	2,796	2,924	1,613	2,355	6,727	11,916
2,265,318	2,029,919	2,233,086	1,829,478	2,093,973	3,694,624	5,378,692
78	133	175	207	34	138	32
151,200	172,166	216,405	246,330	100,800	244,314	201,600
2,800	2,629	3,691	6,108	2,575	3,885	4,129
5,565,633	5,768,377	7,837,809	13,262,688	5,209,308	7,207,245	8,146,932
3,047	3,706	4,495	3,844	3,552	2,735	3,548
2,489,947	2,746,855	2,890,445	7,368,691	5,740,772	3,030,531	3,177,932
3,047	3,706	4,445	3,724	3,552	2,705	3,548
2,489,947	2,746,855	2,866,820	7,309,366	5,740,772	3,015,831	3,177,932
		50	120			30
		23,625	59,325		14,700	
2,122	2,290	2,813	4,903	2,666	3,949	6,715
2,242,028	2,488,702	3,018,041	6,851,130	2,272,298	3,557,304	5,013,488
1,924	2,001	2,442	2,901	2,484	3,735	6,475
2,020,499	2,115,049	2,468,933	2,951,409	1,983,149	3,236,928	4,603,707
30	98	190	1,956	92	90	95
54,810	201,180	369,075	3,859,485	178,185	210,420	210,525
168	191	181	46	90	124	145
166,719	172,473	180,033	40,236	110,964	109,956	199,256
5,344	4,633	3,666	3,513	3,840	4,074	5,885
3,061,805	2,905,448	2,511,847	2,915,528	2,432,773	2,536,251	3,494,615
5,292	4,593	3,616	3,431	3,830	4,044	5,825
3,020,015	2,881,928	2,482,657	2,856,098	2,426,053	2,517,771	3,456,815
52	40	50	82	10	30	60
41,790	23,520	29,190	59,430	6,720	18,480	37,800
2,356	3,983	4,495	4,921	6,772	6,337	4,400
1,656,565	2,508,031	2,732,877	3,177,821	4,155,677	3,830,852	2,979,603
2,127	3,759	4,274	4,725	6,539	6,153	4,133
1,136,783	2,018,689	2,222,493	2,720,000	3,604,028	3,392,204	2,340,174
229	224	221	196	233	184	267
519,782	489,342	510,384	457,821	551,649	438,648	639,429
3,406	1,625	1,377	2,730	578	1,006	13,413
2,550,279	2,250,066	2,235,383	2,262,408	872,451	1,302,886	8,923,832
3,051	770	452	2,285	293	731	13,208
1,950,141	798,693	685,541	1,511,406	385,461	838,282	8,575,883
355	855	925	445	285	275	205
600,138	1,451,373	1,549,842	751,002	486,990	464,604	347,949

種別・出荷地	計	4月	5月	6月	7月	8月
鹿児島	174,225	12,642	40,719	14,809	22,100	6,071
合計	136,752,035	10,831,288	29,086,958	14,468,624	13,475,113	4,446,923
鮮魚	174,215	12,632	40,719	14,809	22,100	6,071
	136,746,260	10,825,513	29,086,958	14,468,624	13,475,113	4,446,923
冷凍	10	10				
	5,775	5,775				
沖縄	166,842	12,147	16,085	13,880	13,789	17,362
合計	196,995,413	14,746,343	18,509,930	15,250,330	14,263,082	20,298,776
鮮魚	164,997	11,987	15,955	13,620	13,675	17,141
	194,001,159	14,485,943	18,298,355	14,827,180	14,084,403	19,940,726
冷凍	1,845	160	130	260	114	221
	2,994,254	260,400	211,575	423,150	178,679	358,050
総計	15,201,653	1,113,986	1,250,617	1,240,875	1,301,778	1,332,468
合計	12,915,256,985	971,828,015	1,040,340,041	1,025,215,341	1,111,695,013	1,140,908,753
鮮魚	6,962,309	455,058	611,383	598,032	645,446	649,905
	5,398,798,938	388,968,221	455,029,057	442,758,253	456,759,181	505,379,609
冷凍	4,100,505	324,143	299,849	282,494	309,791	346,022
	3,513,472,952	273,148,371	268,484,104	257,265,778	318,655,966	303,367,054
塩干・加工品	4,138,839	334,785	339,385	360,349	346,541	336,541
	4,002,985,095	309,711,423	316,826,880	325,191,310	336,279,866	332,162,090

9月	10月	11月	12月	1月	2月	3月
9,756	7,212	10,206	8,656	3,165	18,497	20,392
6,048,760	6,317,253	7,771,898	8,833,547	3,036,811	13,608,726	18,826,134
9,756	7,212	10,206	8,656	3,165	18,497	20,392
6,048,760	6,317,253	7,771,898	8,833,547	3,036,811	13,608,726	18,826,134
13,284	13,632	12,796	14,598	11,048	10,902	17,319
15,267,145	16,201,398	14,621,516	18,768,228	12,242,271	13,806,169	23,020,225
13,164	13,452	12,696	14,348	10,998	10,752	17,209
15,071,845	15,908,448	14,458,766	18,361,353	12,160,896	13,562,044	22,841,200
120	180	100	250	50	150	110
195,300	292,950	162,750	406,875	81,375	244,125	179,025
1,295,176	1,336,879	1,350,593	1,605,920	1,014,830	1,105,245	1,253,286
975,462,266	1,047,086,798	1,067,360,560	1,655,105,427	869,451,225	917,295,895	1,093,507,651
723,802	694,315	612,080	584,716	403,354	448,280	535,938
468,311,461	471,485,313	451,262,909	579,074,588	352,498,097	367,863,021	459,409,228
271,288	306,375	388,901	545,727	306,141	339,707	380,067
234,584,616	259,303,656	267,373,937	511,334,230	249,569,477	261,292,958	309,092,805
300,086	336,189	349,612	475,477	305,335	317,258	337,281
272,566,189	316,297,829	348,723,714	564,696,609	267,383,651	288,139,916	325,005,618

7 品目別・出荷地

(1) 鮮魚

品目別・出荷地	計	4月	5月	6月	7月	8月
まぐろ	214,823	14,345	16,701	23,693	24,441	14,857
合計	397,495,092	28,170,897	30,287,522	31,262,191	35,237,385	36,817,264
平均単価	1,850	1,964	1,814	1,319	1,442	2,478
福島	20,132 68,981,747 3,426	891 3,583,905 4,022	805 3,652,239 4,537	2,056 5,157,795 2,509	1,586 4,754,520 2,998	1,482 5,917,481 3,993
北海道	893 1,141,870 1,279				764 970,698 1,271	58 42,851 739
青森	2,338 3,358,461 1,436			323 728,555 2,256	354 426,065 1,204	783 1,045,122 1,335
岩手	244 236,482 969			11 16,023 1,457	5 6,762 1,352	36 52,920 1,470
宮城	42,797 48,388,136 1,131	1,916 2,192,680 1,144	1,889 2,114,011 1,119	2,934 2,331,461 795	3,607 2,598,286 720	3,941 3,193,922 810
秋田	89 112,518 1,264					89 112,518 1,264
山形	26 32,508 1,250				26 32,508 1,250	
茨城	1,204 937,189 778					
群馬	5 11,529 2,306		2 4,410 2,205		2 4,284 2,142	1 2,835 2,835
千葉	71,959 30,481,826 424	5,735 2,242,304 391	6,678 2,337,798 350	12,549 4,071,719 324	9,712 3,016,421 311	1,012 316,573 313
東京	61,725 215,805,130 3,496	5,460 19,732,990 3,614	5,856 21,214,978 3,623	4,481 16,319,383 3,642	5,874 19,775,579 3,367	6,338 22,766,062 3,592
神奈川	47 58,013 1,234		47 58,013 1,234			
新潟	121 144,984 1,198	75 96,894 1,292		46 48,090 1,045		
富山	80 144,785 1,810	17 34,314 2,018				
静岡	1,457 2,318,329 1,591	247 281,562 1,140	162 263,188 1,625	270 336,155 1,245	96 174,042 1,813	74 164,805 2,227
島根	369 279,321 757					130 126,966 977
広島	49 43,103 880					24 25,095 1,046
山口	1,043 1,322,977 1,268					
福岡	3,791 2,057,241 543		1,132 558,726 494	479 301,237 629	1,653 758,020 459	48 40,572 845
佐賀	5,768 20,527,191 3,559			544 1,951,773 3,588	632 2,216,315 3,507	841 3,009,542 3,579
長崎	130 84,159 647		130 84,159 647			

別・月別取扱高表

単位 上段：数量=kg
 中断：金額=円
 下段：単価=円

9月	10月	11月	12月	1月	2月	3月
8,445 24,033,881 2,846	10,558 23,720,237 2,247	17,339 28,637,161 1,652	26,242 56,041,102 2,136	20,548 35,030,570 1,705	17,552 30,934,542 1,762	20,102 37,322,340 1,857
968 4,188,607 4,327	770 3,083,121 4,004	1,666 5,137,281 3,084	3,636 13,499,688 3,713	1,500 5,777,730 3,852	2,083 6,584,098 3,161	2,689 7,645,282 2,843
38 79,590 2,094	33 48,731 1,477					
256 364,797 1,425	469 589,014 1,256	153 204,908 1,339				
78 17,010 218	114 143,767 1,261					
2,481 3,387,343 1,365	2,868 4,472,120 1,559	6,379 5,070,511 795	3,603 6,668,093 1,851	3,909 5,017,123 1,283	4,387 5,043,981 1,150	4,883 6,298,605 1,290
	155 86,227 556	1,049 850,962 811				
	1,495 1,045,666 699	3,639 2,490,598 684	10,153 4,138,803 408	8,835 2,890,926 327	6,184 3,342,903 541	5,967 4,588,115 769
4,281 15,180,871 3,546	3,644 13,180,695 3,617	3,794 13,668,041 3,603	6,834 25,271,277 3,698	4,482 16,288,463 3,634	4,433 14,507,134 3,273	6,248 17,899,657 2,865
			19 33,348 1,755	44 77,123 1,753		
212 337,566 1,592	83 158,765 1,913	119 193,265 1,624	55 111,994 2,036	40 95,026 2,376	58 106,881 1,843	41 95,080 2,319
	239 152,355 637					
	25 18,008 720					
	192 135,928 708	359 407,685 1,136	337 547,786 1,625	155 231,578 1,494		
	375 249,208 665	20 13,923 696		84 135,555 1,614		
131 478,097 3,650	96 356,632 3,715	161 599,987 3,727	1,605 5,770,113 3,595	1,160 4,097,305 3,532	368 1,272,663 3,458	230 774,764 3,369

(1) 鮮魚

品目別・出荷地	計	4月	5月	6月	7月	8月
まぐろ	101					
宮崎	29,768					
	295					
鹿児島	325	4				
	493,940	6,248				
	1,520	1,562				
沖縄	130				130	
	503,885				503,885	
	3,876				3,876	
めばち	674,157	51,839	58,523	57,596	58,439	57,155
合計	799,785,803	63,707,562	65,055,751	62,105,545	58,529,621	67,219,192
平均単価	1,186	1,229	1,112	1,078	1,002	1,176
福島	21,026	1,228	1,832	1,033	2,642	1,347
	33,810,379	2,384,634	2,717,270	1,620,743	2,769,573	2,650,315
	1,608	1,942	1,483	1,569	1,048	1,968
青森	4					4
	31,238					31,238
	7,810					7,810
宮城	69,243	4,578	3,898	4,774	6,401	6,629
	87,450,102	5,258,191	4,380,947	5,810,847	4,949,902	7,321,728
	1,263	1,149	1,124	1,217	773	1,104
秋田	395		395			
	309,225		309,225			
	783		783			
群馬	487	80	69	59	53	29
	1,091,202	201,138	160,650	128,520	113,526	62,118
	2,241	2,514	2,328	2,178	2,142	2,142
千葉	129,950	10,412	8,403	13,324	8,992	7,992
	150,871,840	12,688,689	8,982,475	12,815,081	8,194,412	7,100,726
	1,161	1,219	1,069	962	911	888
東京	263,877	20,494	27,087	23,108	24,479	20,305
	306,578,677	25,759,258	29,924,755	25,631,344	26,171,468	25,648,510
	1,162	1,257	1,105	1,109	1,069	1,263
静岡	2,733	170	176	192	212	263
	6,596,047	425,983	446,404	476,024	520,537	655,568
	2,413	2,506	2,536	2,479	2,455	2,493
愛知	1,312	1,312				
	1,538,145	1,538,145				
	1,172	1,172				
大阪	18,460	1,794	1,252	1,055	1,961	2,411
	19,391,005	1,592,641	950,880	872,341	2,174,267	2,940,736
	1,050	888	759	827	1,109	1,220
広島	6,101	363	331	973	514	2,031
	5,510,928	342,773	257,985	965,685	487,830	1,907,011
	903	944	779	992	949	939
愛媛	341				56	54
	1,342,425				297,150	181,650
	3,937				5,306	3,364
佐賀	67		67			
	236,728		236,728			
	3,533		3,533			
鹿児島	738	31		100	53	
	1,215,900	52,080		120,750	27,825	
	1,648	1,680		1,208	525	
沖縄	159,423	11,377	15,013	12,978	13,076	16,090
	183,811,962	13,464,030	16,688,432	13,664,210	12,823,131	18,719,592
	1,153	1,183	1,112	1,053	981	1,163
きわだ	32,842	1,844	5,403	3,844	2,393	8,277
合計	33,592,019	2,017,132	4,229,490	4,323,214	2,639,386	7,075,964
平均単価	1,023	1,094	783	1,125	1,103	855
福島	7,580	221	1,621	952	551	1,992
	8,969,064	331,160	1,122,504	1,580,351	984,375	1,741,514
	1,183	1,498	692	1,660	1,787	874
宮城	3,028	180	93	248	208	1,146
	3,071,712	223,608	133,140	298,662	145,635	781,074
	1,014	1,242	1,432	1,204	700	682

上段：数量=kg
 单位 中断：金額=円
 下段：単価=円

9月	10月	11月	12月	1月	2月	3月
				101		
				29,768		
				295		
				238	39	44
				389,973	76,882	20,837
				1,639	1,971	474
46,632	54,774	58,340	76,438	55,347	46,875	52,199
60,064,098	65,596,098	69,736,912	99,402,640	61,325,318	57,916,964	69,126,102
1,288	1,198	1,195	1,300	1,108	1,236	1,324
1,495	2,067	2,619	2,800	1,443	1,921	599
2,454,030	3,442,399	4,194,479	5,432,212	2,184,521	2,865,493	1,094,710
1,641	1,665	1,602	1,940	1,514	1,492	1,828
6,737	5,817	6,619	5,900	7,690	4,728	5,472
9,962,516	8,494,650	9,959,711	8,267,049	8,808,240	6,326,754	7,909,567
1,479	1,460	1,505	1,401	1,145	1,338	1,445
22	55	35	28	18	17	22
47,124	123,606	74,340	58,968	38,556	35,532	47,124
2,142	2,247	2,124	2,106	2,142	2,090	2,142
6,969	9,383	14,244	19,900	10,819	9,855	9,657
9,832,585	11,899,867	18,338,033	26,053,284	11,590,009	11,767,614	11,609,065
1,411	1,268	1,287	1,309	1,071	1,194	1,202
16,956	21,450	20,106	29,829	22,330	18,744	18,989
21,035,181	22,925,818	20,462,707	36,703,449	24,688,024	22,426,637	25,201,526
1,241	1,069	1,018	1,230	1,106	1,196	1,327
210	209	248	307	195	230	321
510,258	473,039	570,503	732,213	460,357	547,540	777,621
2,430	2,263	2,300	2,385	2,361	2,381	2,422
873	1,492	1,346	3,005	1,636	618	1,017
1,118,250	1,524,128	1,436,400	3,766,707	1,424,325	570,675	1,019,655
1,281	1,022	1,067	1,253	871	923	1,003
231	828	299	199	332		
171,938	728,963	209,108	126,840	312,795		
744	880	699	637	942		
26	55	34	34	30	18	34
152,775	381,570	166,950	57,750	39,690	22,050	42,840
5,876	6,938	4,910	1,699	1,323	1,225	1,260
	48	141	152		38	175
	80,640	164,640	258,615		79,800	431,550
	1,680	1,168	1,701		2,100	2,466
13,113	13,370	12,649	14,284	10,854	10,706	15,913
14,779,441	15,521,418	14,160,041	17,945,553	11,778,801	13,274,869	20,992,444
1,127	1,161	1,119	1,256	1,085	1,240	1,319
3,559	387	561	1,165	393	466	4,550
3,752,749	545,360	630,331	1,278,218	554,250	618,135	5,927,790
1,054	1,409	1,124	1,097	1,410	1,326	1,303
1,176	158	97	29	184	71	528
1,453,851	266,060	173,423	14,963	329,445	142,800	828,618
1,236	1,684	1,788	516	1,790	2,011	1,569
262				4		887
143,430				5,250		1,340,913
547				1,313		1,512

(1) 鮮魚

品目別・出荷地	計	4月	5月	6月	7月	8月
きわだ	6,100	396	612	24	172	2,992
千葉	5,090,815	453,286	412,577	15,120	140,385	2,370,368
	835	1,145	674	630	816	792
東京	9,812	188	1,189	2,123	1,073	1,060
	10,625,403	192,570	1,162,655	2,057,790	1,045,380	1,257,270
	1,083	1,024	978	969	974	1,186
静岡	1,245	143	1,102			
	641,434	82,400	559,034			
	515	576	507			
愛知	93	93				
	117,180	117,180				
	1,260	1,260				
大阪	161	66				
	193,620	83,160				
	1,203	1,260				
広島	128	22				106
	75,128	18,480				56,648
	587	840				534
宮崎	87					
	152,082					
	1,748					
鹿児島	75					
	133,350					
	1,778					
沖縄	4,533	535	786	497	389	981
	4,522,231	515,288	839,580	371,291	323,611	869,090
	998	963	1,068	747	832	886
かじき類	11,868	126	424	1,375	1,486	2,605
合計	8,055,137	95,405	322,857	1,019,256	948,113	1,507,632
平均単価	679	757	761	741	638	579
岩手	69					40
	64,712					39,890
	938					997
宮城	11,553	108	424	1,375	1,486	2,565
	7,788,344	84,380	322,857	1,019,256	948,113	1,467,742
	674	781	761	741	638	572
千葉	131	18				
	101,541	11,025				
	775	613				
東京	115					
	100,540					
	874					
たい	221,494	21,500	23,553	18,102	18,318	19,426
合計	227,990,706	20,394,726	20,484,388	17,304,103	18,395,060	19,973,293
平均単価	1,029	949	870	956	1,004	1,028
福島	8,589	887	862	56	796	971
	11,402,614	763,578	769,084	53,057	848,286	1,120,497
	1,328	861	892	947	1,066	1,154
青森	5,048	51	432	1,926	1,018	206
	4,137,376	48,006	263,187	1,549,298	954,674	201,916
	820	941	609	804	938	980
岩手	2,367		32	229	878	830
	1,075,462		36,636	90,933	434,625	408,659
	454		1,145	397	495	492
宮城	4,028	363	389	567	538	962
	1,904,225	208,311	292,502	259,472	240,003	436,210
	473	574	752	458	446	453
秋田	1,520		584		137	210
	1,477,810		352,692		192,876	248,993
	972		604		1,408	1,186
山形	1,063	60	536	191	96	13
	967,991	66,476	488,284	137,273	60,711	4,741
	911	1,108	911	719	632	365
茨城	1,475		226	24		
	682,507		233,595	5,040		
	463		1,034	210		

上段：数量=kg
 单位 中断：金額=円
 下段：単価=円

9月	10月	11月	12月	1月	2月	3月
1,254		26	127		29	468
1,161,328		16,380	106,680		39,585	375,106
926		630	840		1,365	802
867	111	438	1,009	107	366	1,281
994,140	139,860	440,528	1,156,575	126,210	435,750	1,616,675
1,147	1,260	1,006	1,146	1,180	1,191	1,262
	95					
	110,460					
	1,163					
						87
						152,082
						1,748
						75
						133,350
						1,778
	23			98		1,224
	28,980			93,345		1,481,046
	1,260			953		1,210
1,637	1,329	874	599	234	185	994
971,597	765,055	631,390	569,798	252,559	221,446	750,029
594	576	722	951	1,079	1,197	755
15	14					
7,770	17,052					
518	1,218					
1,596	1,315	824	599	147	185	929
943,924	748,003	564,975	569,798	181,946	221,446	715,904
591	569	686	951	1,238	1,197	771
26				87		
19,903				70,613		
766				812		
		50	0			65
		66,415	0			34,125
		1,328	0			525
16,541	17,253	16,520	24,467	14,200	13,561	18,053
16,782,093	17,354,512	19,901,478	27,846,280	15,660,687	14,518,924	19,375,162
1,015	1,006	1,205	1,138	1,103	1,071	1,073
757	266	174	907	660	692	1,561
819,616	386,931	187,450	1,837,812	1,738,850	902,016	1,975,437
1,083	1,455	1,077	2,026	2,635	1,303	1,265
127	307	144	699	95	15	28
142,462	364,079	138,534	349,922	73,721	21,987	29,590
1,122	1,186	962	501	776	1,466	1,057
267	5	30	96			
86,716	1,008	5,985	10,900			
325	202	200	114			
457	404	47	109	27	165	
145,481	149,417	16,402	54,035	11,466	90,926	
318	370	349	496	425	551	
62	220	71	236			
84,095	306,858	102,575	189,721			
1,356	1,395	1,445	804			
4	62	33				68
1,764	62,308	48,405				98,029
441	1,005	1,467				1,442
203	288	143	289	140	136	26
96,848	139,071	57,121	76,608	36,097	35,397	2,730
477	483	399	265	258	260	105

(1) 鮮魚

品目別・出荷地	計	4月	5月	6月	7月	8月
たい	14,625	1,207	2,020	1,368	571	654
千葉	20,587,216	1,812,231	1,938,383	2,143,697	897,106	1,357,315
	1,408	1,501	960	1,567	1,571	2,075
東京	30,224	1,532	1,937	2,337	3,627	4,439
	37,990,116	1,812,193	2,205,217	2,542,876	4,248,881	5,439,572
	1,257	1,183	1,138	1,088	1,171	1,225
神奈川	257	193	37	9		
	232,083	154,193	23,310	15,940		
	903	799	630	1,771		
新潟	791	265	173	114	71	
	602,956	264,664	127,543	86,759	59,432	
	762	999	737	761	837	
富山	795		12			
	317,860		10,164			
	400		847			
石川	438	37	379	22		
	419,844	37,212	362,997	19,635		
	959	1,006	958	893		
福井	109	3				
	132,069	8,820				
	1,212	2,940				
静岡	22,542	2,883	3,010	1,478	2,801	1,881
	20,977,671	2,506,453	2,410,393	1,293,979	2,714,878	1,612,364
	931	869	801	875	969	857
愛知	46	46				
	27,920	27,920				
	607	607				
三重	14,387	778	1,288	704	693	934
	15,152,484	639,014	1,033,763	601,533	660,071	906,563
	1,053	821	803	854	952	971
島根	137	55	30			
	183,079	46,935	12,684			
	1,336	853	423			
山口	4,321	346	507	407	261	748
	4,895,149	397,176	494,456	498,334	389,280	790,782
	1,133	1,148	975	1,224	1,491	1,057
愛媛	85,209	6,775	5,841	5,459	4,837	6,785
	81,863,274	5,655,836	4,888,472	5,026,982	4,715,689	6,795,387
	961	835	837	921	975	1,002
福岡	1,237		427	248	42	204
	816,097		195,161	113,059	35,028	181,073
	660		457	456	834	888
長崎	2,479	639	405	149	93	75
	2,233,354	565,328	319,223	134,442	92,974	81,974
	901	885	788	902	1,000	1,093
熊本	9,657	3,650	2,686	2,166	1,155	
	9,227,873	3,398,215	2,512,109	2,148,926	1,168,623	
	956	931	935	992	1,012	
大分	239		41	133		
	278,817		28,476	100,877		
	1,167		695	758		
宮崎	687	97	209	35	15	
	661,337	105,159	116,575	14,711	11,467	
	963	1,084	558	420	764	
鹿児島	9,224	1,633	1,490	480	689	514
	9,743,522	1,877,006	1,369,482	467,280	670,456	387,247
	1,056	1,149	919	974	973	753
かつお	1,164,753	61,019	154,000	157,544	214,741	196,102
合計	652,400,904	43,031,891	89,177,700	92,921,473	107,718,750	109,368,375
平均単価	560	705	579	590	502	558
福島	121,737	649	11,919	33,901	41,280	19,106
	58,632,999	374,480	4,995,359	13,861,939	21,380,241	9,517,675
	482	577	419	409	518	498
青森	468					
	238,637					
	510					

上段：数量=kg
 单位 中断：金額=円
 下段：単価=円

9月	10月	11月	12月	1月	2月	3月
834	1,805	1,395	1,948	708	772	1,343
963,190	1,522,842	2,058,085	2,719,304	1,224,861	1,484,511	2,465,691
1,155	844	1,475	1,396	1,730	1,923	1,836
3,267	3,014	3,155	2,721	1,560	1,343	1,292
4,058,111	3,690,375	4,933,644	3,526,776	2,027,322	1,704,213	1,800,936
1,242	1,224	1,564	1,296	1,300	1,269	1,394
						18
						38,640
						2,147
7	142	4			5	10
3,612	55,181	2,100			1,607	2,058
516	389	525			321	206
				666	117	
				257,296	50,400	
				386	431	
	91				12	3
	79,149				35,280	8,820
	870				2,940	2,940
1,511	1,050	1,318	2,556	1,270	1,125	1,659
1,533,979	1,148,830	1,242,745	2,453,042	1,282,758	1,086,740	1,691,510
1,015	1,094	943	960	1,010	966	1,020
791	1,116	1,609	2,897	1,181	1,086	1,310
770,083	1,095,282	2,170,255	3,875,755	1,151,140	1,039,837	1,209,188
974	981	1,349	1,338	975	957	923
21			24	7		
19,467			85,723	18,270		
927			3,572	2,610		
704	476	241	250	98	120	163
682,928	468,751	308,808	289,734	151,517	191,048	232,335
970	985	1,281	1,159	1,546	1,592	1,425
6,838	7,111	7,258	10,585	7,056	7,229	9,435
6,698,560	7,097,376	7,637,033	10,765,644	6,930,757	7,070,337	8,581,201
980	998	1,052	1,017	982	978	910
128	59	21	23	16		69
93,041	25,872	15,582	79,380	50,558		27,343
727	439	742	3,451	3,160		396
92	166	152	131	104	239	234
93,199	166,647	145,416	142,885	78,876	187,006	225,384
1,013	1,004	957	1,091	758	782	963
			22	6	5	32
			50,988	19,573	14,742	64,161
			2,318	3,262	2,948	2,005
113	80	67	52		14	5
166,554	37,203	110,924	75,350		14,700	8,694
1,474	465	1,656	1,449		1,050	1,739
358	591	658	922	606	486	797
322,387	557,332	720,414	1,262,701	607,625	588,177	913,415
901	943	1,095	1,370	1,003	1,210	1,146
147,156	77,368	38,845	7,372	3,008	37,642	69,956
65,974,910	43,367,275	27,572,984	8,012,700	3,373,045	19,940,538	41,941,263
448	561	710	1,087	1,121	530	600
12,792	928	567			595	
7,237,961	538,103	448,193			279,048	
566	580	790			469	
	197	271				
	106,646	131,991				
	541	487				

(1) 鮮魚

品目別・出荷地	計	4月	5月	6月	7月	8月
かつお	3,913				2	3,063
岩手	2,425,660				3,780	1,925,107
	620				1,890	629
宮城	341,474		3	11,468	57,262	107,556
	186,004,265		1,109	5,081,654	29,576,914	62,596,193
	545		370	443	517	582
茨城	2,950	275	71	1,171	1,082	170
	1,658,491	212,898	77,123	409,684	528,029	172,662
	562	774	1,086	350	488	1,016
千葉	512,040	51,182	99,163	97,172	85,561	57,931
	274,550,954	36,456,090	56,489,031	60,765,934	40,513,265	28,883,473
	536	712	570	625	474	499
東京	1,914		463			
	2,054,575		218,579			
	1,073		472			
神奈川	236					
	210,364					
	891					
富山	13					
	24,255					
	1,866					
福井	86					
	130,680					
	1,520					
静岡	10,611	494	5,349	1,364	90	108
	5,691,465	241,742	2,341,706	1,164,184	75,600	100,170
	536	489	438	854	840	928
三重	529					
	343,293					
	649					
和歌山	674		674			
	287,267		287,267			
	426		426			
山口	241				16	
	343,133				29,484	
	1,424				1,843	
愛媛	139				97	38
	32,110				17,462	4,022
	231				180	106
福岡	5,011				1,231	1,761
	3,844,909				846,050	1,475,065
	767				687	838
佐賀	151		151			
	46,809		46,809			
	310		310			
長崎	11,409				8,733	1,888
	6,776,536				4,548,578	1,665,375
	594				521	882
宮崎	13,131					
	8,040,386					
	612					
鹿児島	138,026	8,419	36,207	12,468	19,387	4,481
	101,064,116	5,746,681	24,720,717	11,638,078	10,199,347	3,028,633
	732	683	683	933	526	676
さけ	98,372	3,571	5,256	10,606	13,899	7,546
合計	69,806,663	3,475,313	4,538,277	7,281,801	7,705,494	5,474,344
平均単価	710	973	863	687	554	725
福島	477					
	274,943					
	576					
北海道	18,122	35	449	1,781	1,282	1,561
	12,353,571	51,093	442,518	1,442,868	750,741	1,002,364
	682	1,460	986	810	586	642
青森	6,696	5	35	20		
	3,786,200	7,791	43,124	24,413		
	565	1,558	1,232	1,221		

上段：数量=kg
 单位 中断：金額=円
 下段：単価=円

9月	10月	11月	12月	1月	2月	3月
848 496,773 586						
86,248 39,412,912 457	54,306 31,385,363 578	24,631 17,950,120 729				
54 86,021 1,593	127 172,074 1,355					
39,743 14,034,527 353	16,964 6,981,374 412	4,792 2,773,539 579	257 292,605 1,139	1,942 1,837,407 946	20,364 7,774,879 382	36,969 17,748,830 480
		80 75,318 941	650 856,652 1,318	348 605,757 1,741		373 298,269 800
		236 210,364 891				
			13 24,255 1,866			
			86 130,680 1,520			
105 94,500 900	324 332,640 1,027	81 102,060 1,260	90 75,600 840	21 19,845 945	189 163,013 863	2,396 980,405 409
						529 343,293 649
	19 16,128 849		206 297,521 1,444			
4 10,626 2,657						
731 729,274 998	746 381,138 511	237 77,412 327	220 215,713 981	85 120,257 1,415		
	39 53,508 1,372	194 140,612 725	555 368,463 664			
					486 399,224 821	12,645 7,641,162 604
6,631 3,872,316 584	3,718 3,400,301 915	7,756 5,663,375 730	5,295 5,751,211 1,086	612 789,779 1,290	16,008 11,324,374 707	17,044 14,929,304 876
11,943 8,820,546 739	19,393 11,414,518 589	11,545 6,866,099 595	6,550 5,580,794 852	2,497 2,450,366 981	2,110 2,259,285 1,071	3,456 3,939,826 1,140
	282 160,493 569	195 114,450 587				
6,673 4,573,554 685	6,186 3,901,616 631	134 106,812 797	13 69,405 5,339			8 12,600 1,575
	1,638 999,240 610	3,475 1,868,334 538	1,523 843,298 554			

(1) 鮮魚

品目別・出荷地	計	4月	5月	6月	7月	8月
さけ	8,937					63
岩手	3,441,400					31,963
	385					507
宮城	35,183	1,408	2,834	6,807	10,565	3,434
	20,516,269	1,221,308	2,084,392	3,788,092	4,926,032	1,930,062
	583	867	735	556	466	562
茨城	86					
	20,108					
	234					
千葉	2,379					
	1,931,739					
	812					
東京	8,790	417	336	337	535	1,069
	8,588,545	443,468	330,624	329,060	528,624	1,020,678
	977	1,063	984	976	988	955
三重	400					
	462,000					
	1,155					
京都	9,284	847	857	815	817	911
	11,425,883	1,044,781	1,037,283	993,945	970,164	1,062,300
	1,231	1,234	1,210	1,220	1,187	1,166
兵庫	7,322	837	745	805	634	508
	6,329,458	682,236	600,336	669,660	476,214	426,977
	864	815	806	832	751	841
愛媛	696	22		41	66	
	676,547	24,636		33,763	53,719	
	972	1,120		823	814	
ます	1,722	136	274	345	88	
合計	1,620,601	155,643	221,655	340,031	44,641	
平均単価	941	1,144	809	986	507	
福島	5	5				
	6,678	6,678				
	1,336	1,336				
北海道	595	17	68	180	88	
	468,694	25,935	50,979	182,256	44,641	
	788	1,526	750	1,013	507	
青森	739	59	13	30		
	802,697	50,337	17,336	41,276		
	1,086	853	1,334	1,376		
岩手	43	21	22			
	77,753	33,443	44,310			
	1,808	1,593	2,014			
宮城	340	34	171	135		
	264,779	39,250	109,030	116,499		
	779	1,154	638	863		
にしん	5,483	601	340	1,210	66	120
合計	1,821,505	242,839	79,518	302,636	21,504	50,327
平均単価	332	404	234	250	326	419
福島	39	8				
	10,658	1,680				
	273	210				
北海道	3,161	522	249	1,210	65	120
	992,596	206,066	50,663	302,636	15,750	50,327
	314	395	203	250	242	419
青森	280		36			
	110,251		10,028			
	394		279			
宮城	5		5			
	3,339		3,339			
	668		668			
秋田	306					
	88,411					
	289					
東京	1,692	71	50		1	
	616,250	35,093	15,488		5,754	
	364	494	310		5,754	

上段：数量=kg
 单位 中断：金額=円
 下段：単価=円

9月	10月	11月	12月	1月	2月	3月
611	3,921	3,875	467			
329,109	1,390,140	1,503,140	187,048			
539	355	388	401			
1,616	4,567	1,600	925	647	400	380
1,104,328	2,443,033	1,081,530	703,099	509,891	356,739	367,763
683	535	676	760	788	892	968
	86					
	20,108					
	234					
120	440	475	401	255	292	396
98,700	339,938	366,188	314,192	209,475	249,581	353,665
823	773	771	784	821	855	893
1,555	771	493	1,072	668	483	1,054
1,332,589	722,611	505,074	1,070,184	657,061	479,750	1,168,822
857	937	1,024	998	984	993	1,109
						400
						462,000
						1,155
763	756	816	1,297	538	391	476
870,265	835,617	903,846	1,654,762	698,709	601,841	752,370
1,141	1,105	1,108	1,276	1,299	1,539	1,581
605	746	482	610	346	413	591
512,001	601,722	416,725	523,125	330,821	435,525	654,116
846	807	865	858	956	1,055	1,107
			242	43	131	151
			215,681	44,409	135,849	168,490
			891	1,033	1,037	1,116
			8	212	256	403
			27,563	182,387	169,777	478,904
			3,445	860	663	1,188
				75	102	65
				75,191	50,537	39,155
				1,003	495	602
			8	137	154	338
			27,563	107,196	119,240	439,749
			3,445	782	774	1,301
	50	50	305	568	1,396	777
	26,250	36,750	109,463	250,867	412,390	288,961
	525	735	359	442	295	372
					3	28
					315	8,663
					105	309
	50		285	223	36	401
	26,250		98,963	86,016	9,450	146,475
	525		347	386	263	365
					9	235
					2,835	97,388
					315	414
					273	33
					80,326	8,085
					294	245
		50	20	345	1,075	80
		36,750	10,500	164,851	319,464	28,350
		735	525	478	297	354

(1) 鮮魚

品目別・出荷地	計	4月	5月	6月	7月	8月
いわし	112,611	9,221	7,081	8,170	11,689	12,773
合計	43,704,372	3,129,116	2,394,879	3,083,195	3,751,320	3,837,485
平均単価	388	339	338	377	321	300
福島	1,146 1,100,517 960	200 124,005 620	12 65,184 5,432	32 65,688 2,053	29 100,401 3,462	16 65,184 4,074
北海道	46 19,577 426				46 19,577 426	
青森	8,698 2,097,557 241				3,025 764,882 253	2,798 649,327 232
岩手	14 1,470 105					14 1,470 105
宮城	6,496 2,380,776 366	113 90,535 801	135 112,633 834	1,057 385,583 365	68 61,820 909	54 31,830 589
茨城	5 1,050 210					
千葉	36,458 9,520,509 261	3,067 657,606 214	2,469 560,638 227	3,045 742,908 244	5,434 1,322,298 243	6,867 1,724,618 251
東京	7,874 3,380,753 429	325 105,788 326	525 212,627 405	1,615 696,320 431	1,275 605,487 475	675 269,171 399
神奈川	2,046 846,669 414	135 41,685 309	228 47,040 206			975 443,205 455
新潟	41 9,661 236				6 1,260 210	
富山	3,426 861,172 251	1,182 268,296 227	986 232,461 236	150 83,476 557	150 60,375 403	
石川	454 173,461 382	299 109,516 366		155 63,945 413		
静岡	450 201,076 447					
愛知	25 51,450 2,058					
和歌山	680 208,586 307		680 208,586 307			
広島	100 39,480 395			100 39,480 395		
愛媛	416 989,520 2,379					
福岡	3,490 961,494 275	990 270,799 274				
大分	40,746 20,859,594 512	2,910 1,460,886 502	2,046 955,710 467	2,016 1,005,795 499	1,656 815,220 492	1,374 652,680 475
あじ	194,438	12,412	22,098	19,040	20,303	17,536
合計	111,155,622	8,645,708	12,662,366	10,836,795	11,520,646	10,261,762
平均単価	572	697	573	569	567	585
福島	899 703,545 783	16 28,413 1,776	10 17,325 1,733	28 23,342 834	65 40,572 624	51 72,483 1,421

上段：数量=kg
 单位 中断：金額=円
 下段：単価=円

9月	10月	11月	12月	1月	2月	3月
4,250	5,164	5,695	10,830	10,930	13,780	13,028
2,119,658	2,932,263	3,130,387	4,420,020	4,735,118	5,396,787	4,774,144
499	568	550	408	433	392	366
30	434	24	16	317	10	26
91,980	227,295	97,776	14,280	148,323	2,625	97,776
3,066	524	4,074	893	468	263	3,761
		15	2,790			70
		3,150	666,548			13,650
		210	239			195
438	587	42	413	3,515	57	17
255,433	378,365	40,765	94,906	866,172	39,975	22,759
583	645	971	230	246	701	1,339
		5				
		1,050				
		210				
779	197	645	2,746	619	5,813	4,777
188,601	165,849	295,955	855,967	235,568	1,539,870	1,230,631
242	842	459	312	381	265	258
635	139	105	105		1,300	1,175
325,061	100,906	97,391	51,452		488,619	427,931
512	726	928	490		376	364
250		75				383
71,138		48,301				195,300
285		644				510
						35
						8,401
						240
					625	333
					140,859	75,705
					225	227
		450				
		201,076				
		447				
				20		5
				41,160		10,290
				2,058		2,058
60	63	68	116	3	53	53
148,260	150,570	164,430	273,630	6,930	122,850	122,850
2,471	2,390	2,418	2,359	2,310	2,318	2,318
						2,500
						690,695
						276
2,058	3,744	4,266	4,644	6,456	5,922	3,654
1,039,185	1,909,278	2,180,493	2,463,237	3,436,965	3,061,989	1,878,156
505	510	511	530	532	517	514
17,749	18,144	15,186	11,033	12,946	13,632	14,359
8,636,284	9,489,067	8,525,647	7,336,315	7,039,433	7,288,816	8,912,783
487	523	561	665	544	535	621
86	75	72	42	140	195	119
72,279	132,338	127,368	67,465	35,176	43,051	43,733
840	1,765	1,769	1,606	251	221	368

(1) 鮮魚

品目別・出荷地	計	4月	5月	6月	7月	8月
あじ	275				24	84
岩手	68,408				5,040	38,220
	249				210	455
宮城	13,269			1,110	1,435	2,842
	3,957,194			357,683	458,589	935,733
	298			322	320	329
山形	328		44	138	105	
	88,523		18,669	42,054	19,295	
	270		424	305	184	
茨城	4,601	35		15	20	160
	1,177,308	14,490		3,150	6,143	29,190
	256	414		210	307	182
千葉	52,582	1,319	3,472	2,454	4,607	4,116
	22,186,834	856,135	1,461,611	1,073,402	1,748,839	1,758,132
	422	649	421	437	380	427
東京	28,636	2,505	3,872	4,437	4,007	2,330
	20,123,906	1,713,593	2,127,839	2,421,862	2,631,837	2,029,514
	703	684	550	546	657	871
神奈川	1,287	89	102	126	65	855
	1,058,134	151,552	175,485	217,644	54,075	414,227
	822	1,703	1,720	1,727	832	484
新潟	1,390	7	175	170	210	455
	672,358	7,655	90,826	108,151	135,976	179,970
	484	1,094	519	636	648	396
富山	10,102	753	1,465	2,685	1,440	573
	3,420,183	177,346	439,691	1,118,885	537,761	147,525
	339	236	300	417	373	257
石川	1,362	186	1,071	105		
	706,671	113,610	516,672	76,389		
	519	611	482	728		
静岡	771	51	8	75		275
	388,973	32,760	4,200	31,500		211,313
	505	642	525	420		768
和歌山	250					250
	174,040					174,040
	696					696
島根	1,415			200	490	425
	1,163,666			112,875	429,190	402,151
	822			564	876	946
広島	2,205	125	290	600	425	25
	1,424,491	119,963	157,501	323,087	322,353	21,000
	646	960	543	538	758	840
山口	3,915	529	1,294	97	457	246
	3,605,926	497,597	1,110,848	95,771	433,178	269,115
	921	941	858	987	948	1,094
愛媛	6,469	161	576	859	1,225	672
	7,923,061	265,375	652,712	916,739	946,132	749,382
	1,225	1,648	1,133	1,067	772	1,115
福岡	21,299	2,699	5,446	2,299	1,714	1,136
	12,630,084	1,882,884	2,963,249	1,352,888	902,786	687,151
	593	698	544	588	527	605
佐賀	35,466	3,069	3,342	3,117	3,400	2,702
	23,209,469	2,017,937	2,256,500	2,083,851	2,304,137	1,818,690
	654	658	675	669	678	673
長崎	6,109	641	701	305	299	200
	4,474,546	525,842	452,658	261,188	228,377	159,601
	732	820	646	856	764	798
熊本	14				14	
	14,070				14,070	
	1,005				1,005	
大分	404			45	30	
	519,858			59,065	38,325	
	1,287			1,313	1,278	
宮崎	262	3	28	3	30	29
	443,640	7,728	40,027	7,875	67,600	59,850
	1,693	2,576	1,430	2,625	2,253	2,064

上段：数量=kg
 单位 中断：金額=円
 下段：単価=円

9月	10月	11月	12月	1月	2月	3月
6	81	25		55		
1,260	10,185	4,515		9,188		
210	126	181		167		
3,247	3,363	1,055	167		50	
857,093	1,034,663	255,156	45,624		12,653	
264	308	242	273		253	
			41			
			8,505			
			207			
289	199	236	134	1,140	1,991	382
42,001	47,576	68,593	37,380	303,662	495,778	129,345
145	239	291	279	266	249	339
8,215	6,432	4,425	4,368	5,175	4,201	3,798
3,146,031	2,598,721	2,126,633	1,827,556	1,920,205	1,796,095	1,873,474
383	404	481	418	371	428	493
1,156	1,416	1,202	1,628	1,842	1,974	2,267
937,463	1,201,432	992,683	1,505,924	1,485,767	1,337,036	1,738,956
811	848	826	925	807	677	767
50						
45,151						
903						
	120	105	64	10		74
	51,362	49,350	24,991	4,200		19,877
	428	470	390	420		269
263	747	703	408	140	310	615
70,245	182,175	199,343	241,557	53,235	89,355	163,065
267	244	284	592	380	288	265
	50	12			300	
	29,925	12,075			67,200	
	599	1,006			224	
225	75					
154,875	64,575					
688	861					
100	50	200	250	75	50	15
79,013	44,625	90,511	172,463	46,200	32,025	15,750
790	893	453	690	616	641	1,050
77	335	401	367	67	25	20
95,025	334,824	313,636	331,160	71,432	27,615	25,725
1,234	999	782	902	1,066	1,105	1,286
528	556	374	529	313	259	417
657,950	755,462	583,234	856,867	532,687	432,443	574,078
1,246	1,359	1,559	1,620	1,702	1,670	1,377
331	662	1,624	681	1,199	1,072	2,436
298,414	376,556	1,018,327	494,606	674,578	617,201	1,361,444
902	569	627	726	563	576	559
2,788	3,500	4,134	1,949	2,242	2,166	3,057
1,878,500	2,275,773	2,115,108	1,346,578	1,508,542	1,552,173	2,051,680
674	650	512	691	673	717	671
340	466	465	405	500	767	1,020
251,214	341,724	389,028	375,639	316,839	456,858	715,578
739	733	837	928	634	596	702
				23	216	90
				36,855	273,263	112,350
				1,602	1,265	1,248
8	5	120		10	6	20
16,170	1,113	156,147		21,452	14,070	51,608
2,021	223	1,301		2,145	2,345	2,580

(1) 鮮魚

品目別・出荷地	計	4月	5月	6月	7月	8月
あじ	1,128	224	202	172	241	110
鹿児島	1,020,734	232,828	176,553	149,394	196,371	104,475
	905	1,039	874	869	815	950
さば類	167,325	15,831	16,940	13,970	11,498	9,775
合計	44,222,625	3,728,383	3,597,629	3,342,521	2,726,536	2,293,586
平均単価	264	236	212	239	237	235
福島	5,317	374				
	1,205,631	130,200				
	227	348				
北海道	150					150
	53,550					53,550
	357					357
青森	19,528			43	22	3,438
	5,084,868			16,118	9,408	624,446
	260			375	428	182
岩手	2,165		30	59	978	571
	664,281		10,710	27,972	304,706	165,685
	307		357	474	312	290
宮城	5,194	8	53	1,435	1,409	576
	1,965,571	34,020	31,920	397,210	294,246	208,149
	378	4,253	602	277	209	361
秋田	13	13				
	4,852	4,852				
	373	373				
茨城	66					
	10,395					
	158					
千葉	69,351	3,440	4,913	6,811	1,770	2,472
	16,371,689	770,280	977,904	1,323,106	406,140	425,465
	236	224	199	194	229	172
東京	4,420	425	100	700	65	50
	1,332,188	133,980	37,695	168,840	33,285	11,340
	301	315	377	241	512	227
神奈川	26,729	2,162	8,941	4,490	5,300	1,100
	5,393,594	484,680	1,641,885	887,250	1,013,670	207,270
	202	224	184	198	191	188
新潟	65					
	24,360					
	375					
富山	87		62	25		
	35,863		26,308	9,555		
	412		424	382		
石川	259	179	80			
	122,115	70,245	51,870			
	471	392	648			
静岡	29,190	9,000	2,485		1,750	1,200
	5,548,620	1,728,720	423,150		280,560	185,955
	190	192	170		160	155
三重	42		36	6		
	43,859		38,714	5,145		
	1,044		1,075	858		
広島	125		25			
	53,865		15,225			
	431		609			
山口	55	37				
	50,316	35,616				
	915	963				
愛媛	165					
	248,906					
	1,509					
福岡	1,432	26	43	188	2	
	935,220	19,404	22,313	102,298	3,150	
	653	746	519	544	1,575	
長崎	488					
	379,076					
	777					

上段：数量=kg
 单位 中断：金額=円
 下段：単価=円

9月	10月	11月	12月	1月	2月	3月
40	12	33		15	50	29
33,600	6,038	23,940		19,415	42,000	36,120
840	503	725		1,294	840	1,246
11,470	13,369	16,433	14,784	10,755	15,090	17,410
3,192,307	3,994,503	4,609,621	4,414,286	3,381,535	4,250,167	4,691,551
278	299	281	299	314	282	269
	18		1,942	1,120	900	963
	15,036		433,545	249,165	197,820	179,865
	835		223	222	220	187
8,673	5,106	511	1,735			
2,234,925	1,504,566	254,562	440,843			
258	295	498	254			
226	97	39	135	30		
66,255	33,863	9,976	36,399	8,715		
293	349	256	270	291		
226	515	276	282	405	2	7
46,348	273,742	128,413	202,679	268,519	14,175	66,150
205	532	465	719	663	7,088	9,450
	66					
	10,395					
	158					
1,653	4,615	12,756	8,969	5,944	8,882	7,126
378,105	1,189,965	3,287,183	2,357,765	1,439,886	2,236,910	1,578,980
229	258	258	263	242	252	222
80		25	150	725	575	1,525
25,515		8,820	41,160	238,665	172,568	460,320
319		353	274	329	300	302
				1,917	2,819	
				525,709	633,130	
				274	225	
			65			
			24,360			
			375			
365	2,460	2,350	1,050		1,355	7,175
76,440	411,600	382,305	199,080		311,220	1,549,590
209	167	163	190		230	216
					100	
					38,640	
					386	
	18					
	14,700					
	817					
	7			24	80	54
	7,455			36,383	121,056	84,012
	1,065			1,516	1,513	1,556
92	235	165	113	262	115	191
72,210	147,621	109,489	76,663	178,995	81,884	121,193
785	628	664	678	683	712	635
	55	145	48	150	50	40
	51,450	113,820	36,356	110,250	39,900	27,300
	935	785	757	735	798	683

(1) 鮮魚

品目別・出荷地	計	4月	5月	6月	7月	8月
さば類	6					
大分	17,252					
	2,875					
宮崎	2,470	167	172	213	202	218
	4,673,278	316,386	319,935	405,027	381,371	411,726
	1,892	1,895	1,860	1,902	1,888	1,889
鹿児島	8					
	3,276					
	410					
さんま	707,918	11,698	12,488	13,244	12,869	47,741
合計	273,352,163	3,437,018	3,682,655	3,751,524	4,536,840	24,934,728
平均単価	386	294	295	283	353	522
福島	205,514	9,314	10,328	11,158	11,037	7,456
	56,340,601	2,689,260	2,929,290	3,132,234	3,092,985	2,123,814
	274	289	284	281	280	285
北海道	137,045	178	600	810	864	25,385
	61,224,106	52,080	219,030	256,515	1,168,440	15,323,805
	447	293	365	317	1,352	604
青森	817	629	108	40	40	
	190,523	153,143	18,480	10,500	8,400	
	233	243	171	263	210	
岩手	333,817	469	339	238	172	13,682
	134,718,992	225,855	150,192	102,795	74,025	6,827,142
	404	482	443	432	430	499
宮城	24,945	40	41	50		10
	18,963,308	60,060	106,523	15,750		31,500
	760	1,502	2,598	315		3,150
千葉	2,528	540	520	420	300	380
	901,068	141,540	133,560	110,880	77,070	173,502
	356	262	257	264	257	457
東京	3,212	528	552	528	456	828
	1,005,795	115,080	125,580	122,850	115,920	454,965
	313	218	228	233	254	549
富山	40					
	7,770					
	194					
はまち	439,982	30,395	32,612	24,292	24,433	31,100
合計	287,396,542	24,385,647	22,584,437	19,088,916	18,101,942	20,336,652
平均単価	653	802	693	786	741	654
福島	12,974	1,969	409	87	313	181
	7,679,640	918,489	261,141	58,889	216,214	131,205
	592	466	638	677	691	725
北海道	6,521					239
	2,577,231					54,049
	395					226
青森	33,805		157	773	641	2,401
	7,843,575		33,254	229,615	172,200	505,897
	232		212	297	269	211
岩手	3,423			21	884	1,277
	904,074			5,408	292,334	257,233
	264			258	331	201
宮城	65,637		374	3,056	5,976	10,253
	15,041,566		119,914	981,752	1,642,122	2,141,335
	229		321	321	275	209
秋田	318		138			170
	61,091		26,025			34,058
	192		189			200
山形	630		630			
	145,803		145,803			
	231		231			
茨城	88				7	
	35,104				7,466	
	399				1,067	
千葉	78,008	6,261	5,332	6,207	3,227	3,210
	28,181,308	2,457,220	2,133,740	2,278,267	1,060,467	873,139
	361	392	400	367	329	272

上段：数量=kg
 单位 中断：金額=円
 下段：単価=円

9月	10月	11月	12月	1月	2月	3月
			6 17,252 2,875			
155 292,509 1,887	177 334,110 1,888	166 315,053 1,898	289 548,184 1,897	170 321,972 1,894	212 402,864 1,900	329 624,141 1,897
				8 3,276 410		
237,879 103,577,808 435	211,116 81,892,510 388	110,467 31,442,618 285	23,630 7,540,684 319	7,135 2,516,409 353	9,163 2,857,239 312	10,488 3,182,130 303
6,372 1,988,196 312	38,090 11,621,226 305	76,152 18,559,485 244	12,704 3,527,623 278	5,766 1,744,344 303	7,584 2,181,144 288	9,553 2,751,000 288
77,306 32,998,056 427	27,936 10,159,645 364	1,950 517,335 265	900 236,250 263	100 26,250 263	400 105,000 263	616 161,700 263
152,470 65,940,651 432	129,669 50,635,977 391	28,626 8,579,393 300	7,992 2,128,782 266	110 33,810 307	50 20,370 407	
1,243 2,361,189 1,900	15,221 9,429,462 620	3,739 3,786,405 1,013	2,034 1,648,029 810	1,159 712,005 614	1,089 542,955 499	319 269,430 845
368 264,516 719						
120 25,200 210	200 46,200 231					
					40 7,770 194	
32,080 19,703,892 614	51,803 26,575,828 513	54,642 24,704,926 452	54,396 36,562,737 672	36,941 27,436,081 743	33,260 23,730,687 713	34,028 24,184,797 711
213 165,685 778	701 394,411 563	514 356,405 693	4,425 2,181,964 493	1,173 988,249 842	1,571 1,055,684 672	1,418 951,304 671
1,422 655,645 461	4,860 1,867,537 384					
126 32,692 259	9,093 1,994,584 219	17,414 3,856,538 221	3,200 1,018,795 318			
463 114,376 247	506 193,334 382	167 24,430 146	96 14,517 151	9 2,442 271		
11,029 2,565,344 233	15,542 3,282,770 211	15,303 3,274,764 214	3,966 946,667 239		138 86,898 630	
	10 1,008 101					
	18 2,700 150					63 24,938 396
4,171 1,337,059 321	3,944 1,108,776 281	6,408 1,819,042 284	16,663 5,851,652 351	11,788 4,746,476 403	7,236 2,959,155 409	3,561 1,556,315 437

(1) 鮮魚

品目別・出荷地	計	4月	5月	6月	7月	8月
はまち	109,302	12,130	10,754	8,746	7,605	7,865
東京	142,695,540	15,256,136	13,953,106	11,743,286	10,663,368	11,782,323
	1,306	1,258	1,297	1,343	1,402	1,498
神奈川	3,213	345	762	1,084	922	
	1,027,534	165,613	218,226	380,975	239,830	
	320	480	286	351	260	
新潟	2,156	554	9			
	495,531	198,755	1,953			
	230	359	217			
富山	1,581		365			
	1,919,208		67,625			
	1,214		185			
石川	1,959	710	1,109	140		
	576,135	245,029	289,211	41,895		
	294	345	261	299		
福井	1,929		1,151			
	683,799		267,777			
	354		233			
静岡	120	21	19		7	
	67,999	15,288	11,960		5,712	
	567	728	629		816	
三重	19,681	1,322	1,872	1,044	1,068	1,200
	14,324,338	952,715	1,413,336	881,619	741,343	843,064
	728	721	755	844	694	703
鳥取	705					
	410,653					
	582					
島根	751					
	416,612					
	555					
広島	5,750	1,326	2,087	441		
	2,141,807	526,921	505,312	169,849		
	372	397	242	385		
山口	795	30	191	13	51	
	397,269	31,773	50,485	11,246	16,002	
	500	1,059	264	865	314	
愛媛	55,245	3,487	2,285	2,452	2,802	3,435
	44,518,021	2,781,574	2,062,467	2,144,653	2,492,988	3,259,595
	806	798	903	875	890	949
高知	1,695					
	590,011					
	348					
福岡	17,387	1,048	4,365	65	464	315
	6,149,359	295,460	682,016	10,459	206,016	75,306
	354	282	156	161	444	239
佐賀	40			40		
	14,700			14,700		
	368			368		
長崎	4,969	1,094	347	14		
	1,987,428	445,941	86,558	9,745		
	400	408	249	696		
大分	6					
	10,773					
	1,796					
宮崎	483	24	68	15	42	10
	493,188	10,511	47,419	9,786	70,698	13,482
	1,021	438	697	652	1,683	1,348
鹿児島	10,811	74	188	94	424	544
	6,007,245	84,222	207,109	116,772	275,182	365,966
	556	1,138	1,102	1,242	649	673
ひらめ	51,126	3,042	5,044	5,877	3,613	2,325
合計	66,595,805	4,474,615	5,886,736	6,562,264	4,798,339	4,748,198
平均単価	1,303	1,471	1,167	1,117	1,328	2,042
福島	759	12	66	24	10	48
	1,192,882	20,897	51,629	21,768	12,978	117,328
	1,572	1,741	782	907	1,298	2,444

上段：数量=kg
 单位 中断：金額=円
 下段：単価=円

9月	10月	11月	12月	1月	2月	3月
7,365	9,182	6,285	10,467	10,745	8,444	9,714
9,686,324	12,022,828	9,110,106	14,704,117	12,649,735	9,585,403	11,538,808
1,315	1,309	1,449	1,405	1,177	1,135	1,188
	100					
	22,890					
	229					
	346		8	1,228		11
	30,240		788	260,455		3,340
	87		99	212		304
		485	462	231	38	
		116,138	1,144,924	480,470	110,051	
		239	2,478	2,080	2,896	
589			129	60		
158,078			170,405	87,539		
268			1,321	1,459		
		29	44			
		10,474	24,565			
		361	558			
942	1,731	1,931	2,673	1,905	2,285	1,708
644,780	1,168,981	1,491,364	1,763,253	1,544,517	1,738,325	1,141,041
684	675	772	660	811	761	668
		128		386	191	
		59,483		251,722	99,448	
		465		652	521	
				377	202	172
				231,047	130,148	55,417
				613	644	322
335	80	38	369	572	502	
109,668	25,620	28,077	181,633	380,326	214,401	
327	320	739	492	665	427	
8	19		36	31	19	397
6,972	21,840		54,495	21,672	16,275	166,509
872	1,149		1,514	699	857	419
3,399	3,448	4,820	10,206	6,605	6,334	5,972
3,184,306	3,222,539	3,927,308	7,659,559	4,755,296	4,577,623	4,450,113
937	935	815	750	720	723	745
						1,695
						590,011
						348
220				174	4,916	5,820
65,458				126,630	2,435,030	2,252,984
298				728	495	387
				458	427	2,629
				225,265	216,165	1,003,754
				492	506	382
				6		
				10,773		
				1,796		
26	122	92	30	6		48
36,352	126,129	102,639	42,798	5,444		27,930
1,398	1,034	1,116	1,427	907		582
1,772	2,101	1,028	1,622	1,187	957	820
941,153	1,089,641	528,158	802,605	668,023	506,081	422,333
531	519	514	495	563	529	515
2,305	3,451	4,289	6,964	4,620	4,092	5,504
4,235,407	4,324,237	5,402,076	7,974,978	5,595,127	5,636,740	6,957,088
1,837	1,253	1,260	1,145	1,211	1,378	1,264
129	108	171	84	22	61	24
257,085	228,771	341,609	75,097	8,820	39,837	17,063
1,993	2,118	1,998	894	401	653	711

(1) 鮮魚

品目別・出荷地	計	4月	5月	6月	7月	8月
ひらめ	2,798		301	1,280	367	129
北海道	3,372,167		269,358	1,183,320	452,901	261,105
	1,205		895	924	1,234	2,024
青森	9,984	127	605	2,257	1,230	645
	12,613,273	184,646	838,876	2,798,696	1,783,880	1,682,923
	1,263	1,454	1,387	1,240	1,450	2,609
岩手	2,293	1	133	225	328	207
	1,621,392	1,008	58,895	104,641	164,073	340,949
	707	1,008	443	465	500	1,647
宮城	9,142	1,093	918	856	1,007	220
	8,956,478	1,255,861	822,869	741,176	1,058,303	352,017
	980	1,149	896	866	1,051	1,600
秋田	210	5	66	40	7	
	350,966	5,644	168,018	56,963	6,930	
	1,671	1,129	2,546	1,424	990	
山形	392	2	321	69		
	358,122	1,932	298,256	57,934		
	914	966	929	840		
茨城	4,556					
	4,636,799					
	1,018					
千葉	10,690	1,152	1,526	139	52	23
	14,431,805	1,815,750	1,725,980	246,820	184,360	83,402
	1,350	1,576	1,131	1,776	3,545	3,626
東京	4,073	286	390	268	324	333
	8,470,090	559,694	738,661	515,137	627,122	602,648
	2,080	1,957	1,894	1,922	1,936	1,810
新潟	862	5	339	470		
	848,828	8,002	344,687	405,135		
	985	1,600	1,017	862		
富山	25					
	18,008					
	720					
静岡	5,035	264	256	233	288	720
	9,315,972	476,323	431,618	412,782	507,792	1,307,826
	1,850	1,804	1,686	1,772	1,763	1,816
三重	2					
	12,180					
	6,090					
島根	29					
	18,543					
	639					
山口	117	45	68			
	130,884	47,145	78,447			
	1,119	1,048	1,154			
熊本	21	14				
	50,652	30,492				
	2,412	2,178				
大分	2					
	4,799					
	2,400					
宮崎	2					
	2,520					
	1,260					
鹿児島	134	36	55	16		
	189,445	67,221	59,442	17,892		
	1,414	1,867	1,081	1,118		
かれい類	366,920	37,590	38,042	21,994	9,199	7,656
合計	254,903,429	23,239,981	17,877,118	12,630,740	6,655,278	6,295,585
平均単価	695	618	470	574	723	822
福島	2,913	957	24	25	6	13
	1,674,775	602,194	9,954	6,615	3,045	21,139
	575	629	415	265	508	1,626
北海道	77,784	6,667	10,937	5,228	3,708	2,633
	61,756,094	2,551,686	4,154,245	2,843,814	2,131,472	1,806,681
	794	383	380	544	575	686

上段：数量=kg
 单位 中断：金額=円
 下段：単価=円

9月	10月	11月	12月	1月	2月	3月
173	60	181	123	130	43	11
300,081	102,480	211,454	213,203	218,927	130,725	28,613
1,735	1,708	1,168	1,733	1,684	3,040	2,601
374	1,303	1,681	1,193	257	72	240
702,420	1,036,062	1,694,055	1,242,278	223,409	148,525	277,503
1,878	795	1,008	1,041	869	2,063	1,156
17	157	256	881	85	1	2
42,390	128,684	155,756	558,319	65,826	378	473
2,494	820	608	634	774	378	237
30	468	503	621	729	992	1,705
57,855	488,735	391,385	432,829	700,899	1,065,725	1,588,824
1,929	1,044	778	697	961	1,074	932
23	14		7	28		20
24,213	32,361		5,502	34,146		17,189
1,053	2,312		786	1,220		859
19	61	459	1,719	1,286	728	284
23,342	45,739	524,958	1,557,037	1,056,549	894,151	535,023
1,229	750	1,144	906	822	1,228	1,884
801	423	261	1,382	1,091	1,506	2,334
1,420,651	607,386	509,764	1,855,395	1,155,974	2,020,683	2,805,640
1,774	1,436	1,953	1,343	1,060	1,342	1,202
66	269	357	477	582	315	406
138,644	539,862	782,335	1,224,809	1,335,875	620,012	785,291
2,101	2,007	2,191	2,568	2,295	1,968	1,934
	46					2
	89,901					1,103
	1,954					552
			25			
			18,008			
			720			
671	535	420	419	383	374	472
1,256,546	1,004,096	790,760	768,949	745,003	716,704	897,573
1,873	1,877	1,883	1,835	1,945	1,916	1,902
2						
12,180						
6,090						
			29			
			18,543			
			639			
				4		
				5,292		
				1,323		
	7					
	20,160					
	2,880					
				2		
				4,799		
				2,400		
				2		
				2,520		
				1,260		
			4	19		4
			5,009	37,088		2,793
			1,252	1,952		698
18,351	37,039	36,374	48,900	38,303	33,211	40,261
9,290,582	22,342,119	30,214,100	44,261,130	30,009,262	24,605,764	27,481,770
506	603	831	905	783	741	683
148	94	156	778	72	84	556
85,724	125,161	90,786	316,086	35,911	51,566	326,594
579	1,332	582	406	499	614	587
2,436	3,568	9,954	22,532	7,709	1,489	923
1,904,001	2,800,123	10,080,577	23,329,608	8,125,507	1,362,922	665,458
782	785	1,013	1,035	1,054	915	721

(1) 鮮魚

品目別・出荷地	計	4月	5月	6月	7月	8月
かれい類	73,115	8,216	8,533	4,056	1,929	2,787
青森	48,013,719	4,895,690	3,389,180	2,010,534	1,878,588	2,672,940
	657	596	397	496	974	959
岩手	18,219	3,562	1,693	416	657	379
	10,588,818	1,988,624	705,448	213,810	428,824	275,198
	581	558	417	514	653	726
宮城	99,095	10,956	8,859	5,675	916	212
	68,336,362	8,349,275	4,755,089	2,968,023	529,625	175,335
	690	762	537	523	578	827
秋田	21,469	2,207	2,807	3,648	1,292	101
	14,132,550	1,221,930	1,705,354	2,623,008	1,246,480	146,036
	658	554	608	719	965	1,446
山形	2,086	94	1,139	356	141	
	1,398,001	74,634	657,600	230,857	115,206	
	670	794	577	648	817	
茨城	11,638	108		367	88	
	7,710,961	42,305		232,736	29,400	
	663	392		634	334	
千葉	8,450	105	55	700	382	855
	8,155,174	66,707	27,584	560,481	261,348	601,391
	965	635	502	801	684	703
東京	1,447	335			70	
	578,482	109,464			26,775	
	400	327			383	
新潟	34,298	2,146	1,051	904		
	18,799,276	1,139,290	362,437	459,414		
	548	531	345	508		
富山	132	120		12		
	33,107	30,587		2,520		
	251	255		210		
石川	3,378	744	2,223	411		
	2,313,319	553,307	1,445,857	314,155		
	685	744	650	764		
福井	3,381					
	1,675,201					
	495					
愛知	738	91	173	73	10	
	400,543	68,618	60,323	28,718	4,515	
	543	754	349	393	452	
鳥取	2,359	13	157	14		199
	1,748,069	11,949	104,507	7,430		137,184
	741	919	666	531		689
島根	6,061	1,269	303	109		477
	7,083,470	1,533,721	409,712	128,625		459,681
	1,169	1,209	1,352	1,180		964
山口	347		84			
	500,583		89,460			
	1,443		1,065			
鹿児島	10		4			
	4,925		368			
	493		92			
たら類	102,903	2,626	886	2,893	1,391	1,551
合計	37,332,525	1,209,041	441,012	703,367	647,814	554,120
平均単価	363	460	498	243	466	357
福島	431		32			
	236,210		8,348			
	548		261			
北海道	23,122	1,082	697	541	1,195	102
	14,940,184	635,251	379,807	321,302	563,992	66,697
	646	587	545	594	472	654
青森	49,506	64	5	937	107	1,009
	13,848,613	28,718	630	125,602	36,173	282,609
	280	449	126	134	338	280
岩手	5,059		14	1,375		15
	1,158,173		2,940	240,975		3,150
	229		210	175		210

上段：数量=kg
 单位 中断：金額=円
 下段：単価=円

9月	10月	11月	12月	1月	2月	3月
1,657 813,226 491	2,853 1,389,176 487	4,610 3,707,156 804	5,204 2,936,295 564	9,844 6,673,887 678	12,840 10,108,077 787	10,586 7,538,970 712
90 64,576 718	95 82,846 872	17 14,606 859	800 522,176 653	1,174 746,611 636	3,014 1,993,555 661	6,322 3,552,544 562
3,928 1,983,546 505	17,566 10,406,671 592	13,267 9,603,261 724	9,937 7,870,693 792	8,960 6,299,966 703	7,984 6,369,911 798	10,835 9,024,967 833
4,372 1,859,145 425	3,380 2,420,183 716	1,463 1,122,224 767	909 827,830 911	41 23,783 580	302 246,366 816	947 690,211 729
10 6,048 605	38 26,544 699			122 107,184 879	26 17,808 685	160 162,120 1,013
1,757 827,303 471	1,787 1,082,053 606	3,002 2,153,839 717	1,379 1,359,565 986	1,089 696,777 640	813 568,105 699	1,248 718,878 576
28 27,248 973	1 3,780 3,780	243 299,267 1,232	1,949 2,356,463 1,209	2,039 2,314,644 1,135	1,331 1,005,375 755	762 630,886 828
	3 6,300 2,100	591 169,557 287	442 264,527 598	6 1,859 310		
1,962 721,148 368	4,940 2,023,977 410	1,564 1,316,428 842	2,653 2,043,578 770	6,325 4,017,547 635	5,083 2,692,694 530	7,670 4,022,763 524
1,647 796,039 483	1,668 801,314 480	50 67,180 1,344	16 10,668 667			
11 6,405 582	4 4,200 1,050	12 9,660 805	35 31,511 900	11 8,085 735	177 101,022 571	141 77,486 550
121 32,320 267	472 375,442 795	516 431,609 836	447 332,821 745	298 233,802 785	11 10,112 919	111 70,893 639
184 163,853 891	506 689,349 1,362	929 1,147,950 1,236	1,819 2,059,309 1,132	465 491,270 1,056		
	64 105,000 1,641			142 227,872 1,605	57 78,251 1,373	
				6 4,557 760		
256 193,422 756	4,058 1,970,305 486	14,375 5,638,148 392	17,062 6,523,213 382	22,971 7,906,825 344	21,947 7,765,378 354	12,887 3,779,880 293
	189 42,525 225	27 21,673 803	58 51,944 896	4 6,720 1,680	121 105,000 868	
87 83,685 962	2,173 977,970 450	2,942 2,533,059 861	4,375 3,065,948 701	2,722 1,980,333 728	4,690 2,685,232 573	2,516 1,646,908 655
	386 237,355 615	9,512 2,343,480 246	11,273 2,695,310 239	10,554 3,274,358 310	11,222 3,649,119 325	4,437 1,175,259 265
10 3,150 315	285 54,243 190		244 76,860 315	2,215 597,975 270	393 108,255 275	508 70,625 139

(1) 鮮魚

品目別・出荷地	計	4月	5月	6月	7月	8月
たら類	22,004	1,439	84	30	89	405
宮城	6,284,929	536,504	34,650	12,600	47,649	189,526
	286	373	413	420	535	468
秋田	495 213,997 432	41 8,568 209				
山形	60 15,267 254		54 14,637 271	6 630 105		
茨城	19 4,557 240					
千葉	886 413,700 467					
東京	49 29,001 592					20 12,138 607
新潟	1,259 181,856 144					
京都	9 3,780 420					
鹿児島	4 2,258 565			4 2,258 565		
めぬけ類	6,132	1,167	1,135	278	141	1,289
合計	8,565,331	1,281,515	1,467,445	311,966	204,053	1,183,490
平均単価	1,397	1,098	1,293	1,122	1,447	918
青森	3,211 3,775,132 1,176	920 885,930 963	629 818,593 1,301	58 87,801 1,514	12 29,673 2,473	1,274 1,164,978 914
宮城	16 22,680 1,418					
千葉	1,050 2,118,685 2,018	81 127,245 1,571		12 16,107 1,342		
東京	228 376,553 1,652	7 11,424 1,632	41 61,467 1,499	40 47,072 1,177		
静岡	1,615 2,251,301 1,394	147 235,936 1,605	465 587,385 1,263	168 160,986 958	129 174,380 1,352	15 18,512 1,234
鹿児島	12 20,980 1,748	12 20,980 1,748				
きちじ	71,494	10,543	12,902	6,355	3,317	8,971
合計	120,253,789	14,404,130	15,410,901	8,715,097	5,988,997	14,215,275
平均単価	1,682	1,366	1,194	1,371	1,806	1,585
福島	9 23,625 2,625	3 7,875 2,625				
北海道	17,361 40,309,408 2,322	1,355 2,829,123 2,088	1,093 3,079,086 2,817	655 2,133,773 3,258	2,513 4,902,108 1,951	1,580 3,531,615 2,235
青森	29,665 41,345,851 1,394	4,446 5,118,084 1,151	8,199 7,222,363 881	3,145 2,631,826 837	4 11,025 2,756	6,611 9,670,185 1,463
岩手	2,925 4,505,342 1,540	1,552 2,010,121 1,295	642 882,210 1,374	522 900,165 1,724	75 206,955 2,759	3 8,138 2,713
宮城	15,090 19,835,048 1,314	3,000 4,099,524 1,367	2,746 3,976,942 1,448	1,772 2,650,006 1,495	636 599,206 942	617 600,349 973

上段：数量=kg
 单位 中断：金額=円
 下段：単価=円

9月	10月	11月	12月	1月	2月	3月
139 94,449 679	641 485,732 758	1,802 681,661 378	1,076 608,581 566	7,069 1,812,990 256	5,393 1,114,032 207	3,837 666,555 174
	357 152,635 428	38 15,750 414		59 37,044 628		
					6	13
					1,890	2,667
					315	205
	18 15,120 840	54 42,525 788	36 24,570 683	337 195,720 581	122 101,850 835	319 33,915 106
20 12,138 607	9 4,725 525					
				11 1,685 153		1,248 180,171 144
						9 3,780 420
65 85,923 1,322	38 59,001 1,553	53 86,145 1,625	374 927,094 2,479	685 1,267,273 1,850	504 857,371 1,701	403 834,055 2,070
18 35,596 1,978		1 2,205 2,205	57 161,470 2,833	119 268,718 2,258	21 52,626 2,506	102 267,542 2,623
		16 22,680 1,418				
	8 16,170 2,021	6 15,225 2,538	233 609,708 2,617	284 547,293 1,927	386 671,121 1,739	40 115,816 2,895
		13 23,385 1,799		46 78,918 1,716		81 154,287 1,905
47 50,327 1,071	30 42,831 1,428	17 22,650 1,332	84 155,916 1,856	236 372,344 1,578	97 133,624 1,378	180 296,410 1,647
3,356 4,981,398 1,484	3,578 6,124,196 1,712	4,006 8,402,686 2,098	5,241 14,430,785 2,753	3,627 8,048,864 2,219	3,904 8,148,436 2,087	5,694 11,383,024 1,999
6 15,750 2,625						
1,380 2,388,880 1,731	1,415 2,892,669 2,044	1,034 3,170,038 3,066	2,359 8,023,735 3,401	543 1,207,185 2,223	1,232 2,348,516 1,906	2,202 3,802,680 1,727
201 324,398 1,614	24 131,933 5,497	1,746 3,867,318 2,215	403 570,613 1,416	1,818 4,371,833 2,405	1,296 3,211,761 2,478	1,772 4,214,512 2,378
						131 497,753 3,800
1,190 1,747,106 1,468	1,791 2,736,479 1,528	1,108 1,144,828 1,033	571 582,101 1,019	455 347,910 765	473 376,574 796	731 974,023 1,332

(1) 鮮魚

品目別・出荷地	計	4月	5月	6月	7月	8月
きちじ	695	2		45		
茨城	492,016	2,268		44,205		
	708	1,134		982		
千葉	4,867	53	26	216	35	106
	11,816,198	131,418	49,120	355,122	63,693	182,913
	2,428	2,480	1,889	1,644	1,820	1,726
東京	258	12			54	54
	1,221,570	57,960			206,010	222,075
	4,735	4,830			3,815	4,113
静岡	562	120	196			
	632,690	147,757	201,180			
	1,126	1,231	1,026			
鹿児島	62					
	72,041					
	1,162					
はたはた	6,082	156	872	100		
合計	1,879,020	43,260	187,851	37,569		
平均単価	309	277	215	376		
福島	104	100				
	22,544	21,000				
	217	210				
北海道	131					
	83,738					
	639					
青森	310					
	98,029					
	316					
秋田	950					
	336,128					
	354					
山形	2,126		522			
	700,149		118,603			
	329		227			
東京	60					
	37,800					
	630					
新潟	1,951	56				
	493,815	22,260				
	253	398				
石川	450		350	100		
	106,817		69,248	37,569		
	237		198	376		
いしもち	5,898	49	208	264	399	589
合計	1,780,912	29,967	92,979	96,585	155,753	254,927
平均単価	302	612	447	366	390	433
宮城	3,088	20	20	66	321	354
	958,751	14,700	14,700	30,896	124,139	146,561
	310	735	735	468	387	414
秋田	17					
	8,505					
	500					
山形	19		19			
	3,413		3,413			
	180		180			
茨城	465					
	138,530					
	298					
千葉	1,668		14	173	3	163
	439,995		6,143	56,994	1,890	71,952
	264		439	329	630	441
新潟	160	7				
	36,977	7,350				
	231	1,050				
静岡	16				14	2
	8,213				7,835	378
	513				560	189

上段：数量=kg
 单位 中断：金額=円
 下段：単価=円

9月	10月	11月	12月	1月	2月	3月
433	162	46	7			
262,251	134,728	41,424	7,140			
606	832	901	1,020			
22	97	72	1,883	808	855	694
45,728	110,356	179,078	5,105,446	2,092,011	1,955,805	1,545,508
2,079	1,138	2,487	2,711	2,589	2,287	2,227
30	6		18	3	48	33
100,800	22,050		141,750	29,925	255,780	185,220
3,360	3,675		7,875	9,975	5,329	5,613
94	83					69
96,485	95,981					91,287
1,026	1,156					1,323
						62
						72,041
						1,162
		446	1,432		336	2,740
		228,167	483,869		176,719	721,585
		512	338		526	263
			4			
			1,544			
			386			
		131				
		83,738				
		639				
			310			
			98,029			
			316			
		108	825			17
		55,977	276,623			3,528
		518	335			208
		207	233		336	828
		88,452	69,873		176,719	246,502
		427	300		526	298
			60			
			37,800			
			630			
						1,895
						471,555
						249
518	884	1,702	673	435	153	24
168,485	275,369	372,566	160,843	113,546	49,045	10,847
325	312	219	239	261	321	452
254	716	1,027	286	21	3	
82,347	240,440	223,154	73,781	6,710	1,323	
324	336	217	258	320	441	
	9					8
	5,418					3,087
	602					386
	19	65	87	175	116	3
	6,468	21,385	22,487	51,179	35,835	1,176
	340	329	258	292	309	392
184		602	300	229		
61,095		125,475	64,575	51,871		
332		208	215	227		
	140					13
	23,043					6,584
	165					506

(1) 鮮魚

品目別・出荷地	計	4月	5月	6月	7月	8月
いしもち	115	10	32		32	24
宮崎	42,600	3,087	12,343		11,734	8,820
	370	309	386		367	368
鹿児島	350	12	123	25	29	46
	143,928	4,830	56,380	8,695	10,155	27,216
	411	403	458	348	350	592
ほうぼう類	13,445	1,077	2,062	1,236	600	106
合計	6,246,081	591,172	654,098	383,691	194,912	42,403
平均単価	465	549	317	310	325	400
福島	107	53	22			10
	47,108	26,670	6,321			6,111
	440	503	287			611
北海道	1,081	41	161	505	97	16
	242,344	12,733	40,275	92,565	23,275	5,214
	224	311	250	183	240	326
青森	214			9		
	151,369			935		
	707			104		
岩手	109		62	4	28	
	45,435		27,689	1,103	13,755	
	417		447	276	491	
宮城	2,505	17	879	530	459	59
	612,799	4,778	170,993	155,475	148,054	14,382
	245	281	195	293	323	244
秋田	105	33	15			
	35,218	9,981	3,040			
	335	302	203			
山形	165		157	8		
	50,558		48,857	1,701		
	306		311	213		
茨城	2,299	123				
	933,955	10,973				
	406	89				
千葉	3,019	322	704	131	11	12
	3,064,670	315,076	345,310	104,202	7,812	10,081
	1,015	978	490	795	710	840
新潟	2,959	396				
	646,376	130,989				
	218	331				
富山	621		60			
	177,306		10,290			
	286		172			
石川	28	28				
	26,233	26,233				
	937	937				
静岡	12	12				
	9,450	9,450				
	788	788				
愛知	48	48				
	42,525	42,525				
	886	886				
三重	49			49		
	27,710			27,710		
	566			566		
山口	81					
	94,080					
	1,161					
大分	13					
	17,378					
	1,337					
鹿児島	30	4	2		5	9
	21,567	1,764	1,323		2,016	6,615
	719	441	662		403	735
すずき	31,410	2,713	2,703	2,236	1,767	3,287
合計	19,512,562	1,627,918	1,642,349	1,677,599	1,863,459	3,066,120
平均単価	621	600	608	750	1,055	933

上段：数量=kg
 单位 中断：金額=円
 下段：単価=円

9月	10月	11月	12月	1月	2月	3月
		8				9
		2,552				4,064
		319				452
80				10		25
25,043				3,786		7,823
313				379		313
866	1,379	893	520	618	2,032	2,056
305,725	362,006	472,372	350,715	446,920	991,798	1,450,269
353	263	529	674	723	488	705
15	0	1				6
3,129	840	446				3,591
209	0	446				599
19	20	174	40			8
6,727	5,208	42,979	11,530			1,838
354	260	247	288			230
13	11	115	57	9		
1,365	10,395	97,304	39,438	1,932		
105	945	846	692	215		
				15		
				2,888		
				193		
3	169	231	44	11		103
1,218	37,130	47,030	9,934	2,888		20,917
406	220	204	226	263		203
22	4					31
4,536	3,612					14,049
206	903					453
313	166	223	210	392	857	15
119,808	124,507	143,949	72,604	218,111	223,396	20,607
383	750	646	346	556	261	1,374
61	20	105	169	174	427	883
48,825	26,765	131,954	217,209	206,569	561,415	1,089,452
800	1,338	1,257	1,285	1,187	1,315	1,234
377	989	43			489	665
64,992	153,549	7,450			123,848	165,548
172	155	173			253	249
					249	312
					72,324	94,692
					290	304
43				11	10	17
55,125				10,668	10,815	17,472
1,282				970	1,082	1,028
						13
						17,378
						1,337
		1		6		3
		1,260		3,864		4,725
		1,260		644		1,575
1,916	2,023	3,611	4,881	2,305	1,699	2,269
1,572,502	1,468,462	1,822,419	1,781,611	907,504	846,601	1,236,018
821	726	505	365	394	498	545

(1) 鮮魚

品目別・出荷地	計	4月	5月	6月	7月	8月
すずき	516	349	9		3	55
福島	366,765	152,488	914		1,733	151,148
	711	437	102		578	2,748
青森	280		41	14	7	5
	170,868		25,169	5,712	2,462	966
	610		614	408	352	193
岩手	28					
	5,775					
	206					
秋田	195	129	8	14		
	141,036	94,479	3,990	10,458		
	723	732	499	747		
山形	67	32	35			
	42,768	15,215	27,553			
	638	475	787			
千葉	29,039	2,014	2,458	2,172	1,713	3,219
	17,857,821	1,209,515	1,478,213	1,617,570	1,792,523	2,905,616
	615	601	601	745	1,046	903
神奈川	453					
	133,794					
	295					
新潟	192	75				
	79,830	24,444				
	416	326				
石川	121		121			
	67,670		67,670			
	559		559			
福井	32					
	11,834					
	370					
静岡	50	50				
	29,253	29,253				
	585	585				
大分	35					
	89,771					
	2,565					
鹿児島	402	64	31	36	44	8
	515,377	102,524	38,840	43,859	66,741	8,390
	1,282	1,602	1,253	1,218	1,517	1,049
あんこう	134,283	7,564	12,808	19,844	5,294	1,018
合計	110,682,509	4,793,018	5,981,933	8,473,438	2,763,912	1,796,037
平均単価	824	634	467	427	522	1,764
福島	539			81	226	
	327,114			50,558	165,816	
	607			624	734	
北海道	3,277				17	
	2,297,598				3,570	
	701				210	
青森	46,308	4,691	8,131	12,132	1,777	
	31,796,878	2,092,822	3,074,458	4,427,544	670,637	
	687	446	378	365	377	
岩手	5,441	69	874	1,674	1,435	342
	2,156,337	29,495	297,554	555,920	452,363	73,820
	396	427	340	332	315	216
宮城	9,964	139	1,570	2,762	1,185	117
	7,531,050	54,864	608,895	1,114,667	360,264	31,612
	756	395	388	404	304	270
秋田	553	141	32			
	350,556	53,514	12,227			
	634	380	382			
山形	179		154	25		
	54,128		51,503	2,625		
	302		334	105		
茨城	9,448	621	433	474	342	549
	27,562,920	1,796,005	1,319,010	1,444,569	1,041,705	1,671,705
	2,917	2,892	3,046	3,048	3,046	3,045

上段：数量=kg
 单位 中断：金額=円
 下段：単価=円

9月	10月	11月	12月	1月	2月	3月
3	6	25	32	28		6
7,875	12,044	10,910	15,960	11,866		1,827
2,625	2,007	436	499	424		305
2	12	117	80	2		
945	17,703	100,140	16,637	1,134		
473	1,475	856	208	567		
			28			
			5,775			
			206			
						44
						32,109
						730
1,890	1,973	3,402	4,414	2,035	1,641	2,108
1,530,712	1,398,498	1,632,304	1,621,934	749,045	818,045	1,103,846
810	709	480	367	368	499	524
			292	161		
			78,438	55,356		
			269	344		
	4				43	70
	1,103				4,794	49,489
	276				111	707
				32		
				11,834		
				370		
			2	15	3	15
			5,917	40,163	7,245	36,446
			2,959	2,678	2,415	2,430
21	28	67	33	32	12	26
32,970	39,114	79,065	36,950	38,106	16,517	12,301
1,570	1,397	1,180	1,120	1,191	1,376	473
5,158	7,454	10,828	22,192	16,962	12,064	13,097
2,869,227	7,504,084	12,742,631	23,749,582	15,725,686	13,699,700	10,583,261
556	1,007	1,177	1,070	927	1,136	808
49			38	41	6	98
24,435			27,930	19,215	3,780	35,380
499			735	469	630	361
45	2,539	520	148		8	
25,989	1,478,036	523,308	261,702		4,993	
578	582	1,006	1,768		624	
15	1,091	1,792	3,063	3,411	3,122	7,083
10,122	986,686	2,264,038	4,926,295	4,365,361	4,487,270	4,491,645
675	904	1,263	1,608	1,280	1,437	634
27	12	294	143	148	38	385
8,216	7,560	147,312	179,878	127,891	43,092	233,236
304	630	501	1,258	864	1,134	606
31	795	781	1,587	125	291	581
8,269	776,061	999,911	2,541,773	147,600	390,724	496,410
267	976	1,280	1,602	1,181	1,343	854
46	191	107	29			7
8,081	184,741	71,549	16,223			4,221
176	967	669	559			603
421	774	1,109	1,456	1,202	1,023	1,044
1,239,315	2,026,188	2,825,633	4,362,640	3,645,128	3,065,076	3,125,946
2,944	2,618	2,548	2,996	3,033	2,996	2,994

(1) 鮮魚

品目別・出荷地	計	4月	5月	6月	7月	8月
あんこう	7,801	96				
千葉	7,548,806	48,510				
	968	505				
東京	10					
	14,700					
	1,470					
神奈川	6,702	265				
	4,548,161	117,638				
	679	444				
新潟	471	130	19			
	282,083	49,867	6,222			
	599	384	327			
石川	9,918		1,515	2,642	312	
	3,432,215		582,774	860,671	69,557	
	346		385	326	223	
福井	884					
	522,442					
	591					
静岡	835					
	616,330					
	738					
愛知	133					
	101,651					
	764					
京都	299					10
	695,835					18,900
	2,327					1,890
兵庫	18,865					
	12,087,452					
	641					
島根	4,265	1,412	80	54		
	2,993,586	550,303	29,290	16,884		
	702	390	366	313		
愛媛	8,236					
	5,674,854					
	689					
鹿児島	155					
	87,813					
	567					
しらうお	1,076	106	144	60		
合計	2,025,768	177,401	228,428	86,520		
平均単価	1,883	1,674	1,586	1,442		
福島	3	3				
	7,350	7,350				
	2,450	2,450				
青森	972	16	144	60		
	1,779,802	37,485	228,428	86,520		
	1,831	2,343	1,586	1,442		
宮城	41	35				
	75,341	64,316				
	1,838	1,838				
茨城	8	4				
	30,450	17,850				
	3,806	4,463				
東京	1	1				
	3,675	3,675				
	3,675	3,675				
佐賀	48	47				
	126,000	46,725				
	2,625	994				
鹿児島	3					
	3,150					
	1,050					
このしろ	3,626	714	341	296	209	187
合計	3,900,430	418,637	324,401	339,151	290,537	300,880
平均単価	1,076	586	951	1,146	1,390	1,609

上段：数量=kg
 单位 中断：金額=円
 下段：単価=円

9月	10月	11月	12月	1月	2月	3月
52	914	1,060	1,929	1,387	1,338	1,025
28,980	1,099,823	1,467,627	1,803,607	882,987	1,529,193	688,079
557	1,203	1,385	935	637	1,143	671
						10
						14,700
						1,470
	96	927	2,206	1,558	1,206	444
	57,845	725,495	1,639,690	922,293	826,787	258,413
	603	783	743	592	686	582
	35		41	14	5	227
	23,888		52,038	14,207	4,200	131,661
	683		1,269	1,015	840	580
3,825	46	17				1,561
1,187,948	41,055	18,165				672,045
311	893	1,069				431
370	488	26				
137,221	357,375	27,846				
371	732	1,071				
		610	117	45	54	9
		450,218	96,023	29,337	37,098	3,654
		738	821	652	687	406
	13	6			101	13
	6,825	1,890			87,518	5,418
	525	315			867	417
49	40	90	50	20	20	20
84,735	75,600	220,500	154,350	45,150	56,700	39,900
1,729	1,890	2,450	3,087	2,258	2,835	1,995
	28	819	8,089	6,503	3,250	176
	35,280	654,337	5,363,636	3,847,806	2,070,651	115,742
	1,260	799	663	592	637	658
228	184	1,328	505	414		60
105,916	119,984	1,293,135	579,669	254,951		43,454
465	652	974	1,148	616		724
	208	1,342	2,759	2,080	1,544	303
	227,137	1,051,667	1,720,902	1,422,342	1,050,691	202,115
	1,092	784	624	684	680	667
			32	14	58	51
			23,226	1,418	41,927	21,242
			726	101	723	417
135	219	181	211	6	7	7
238,394	416,224	345,296	411,705	15,750	15,750	90,300
1,766	1,901	1,908	1,951	2,625	2,250	12,900
						6
						11,025
						1,838
					4	
					12,600	
					3,150	
						1
						79,275
						79,275
					3	
					3,150	
					1,050	
285	322	246	321	238	244	223
314,373	318,751	289,014	408,137	248,064	306,025	342,460
1,103	990	1,175	1,271	1,042	1,254	1,536

(1) 鮮魚

品目別・出荷地	計	4月	5月	6月	7月	8月
このしろ	142	10		40	15	25
福島	61,215	5,775		17,325	6,300	17,220
	431	578		433	420	689
宮城	145		61			
	101,662		4,148			
	701		68			
千葉	440	417	23			
	76,860	64,785	12,075			
	175	155	525			
愛知	1,336	137	107	106	84	112
	1,909,923	176,402	160,128	164,851	143,537	223,810
	1,430	1,288	1,497	1,555	1,709	1,998
佐賀	1,563	150	150	150	110	50
	1,750,770	171,675	148,050	156,975	140,700	59,850
	1,120	1,145	987	1,047	1,279	1,197
どんこ	46,224	5,846	5,295	4,932	3,509	2,616
合計	16,664,657	1,702,061	1,245,501	1,095,061	892,747	620,044
平均単価	361	291	235	222	254	237
福島	328			5		
	223,125			735		
	680			147		
北海道	18,595	4,865	2,860	967	190	
	6,298,788	1,392,115	687,503	227,643	41,234	
	339	286	240	235	217	
青森	19,679	917	1,570	2,673	2,013	1,833
	7,836,684	294,379	386,721	581,215	556,352	425,403
	398	321	246	217	276	232
岩手	4,279	10	711	618	577	520
	1,356,543	2,415	145,373	123,690	137,341	137,445
	317	242	204	200	238	264
宮城	2,825	39	143	669	654	220
	781,873	9,214	24,224	161,778	146,055	48,271
	277	236	169	242	223	219
山形	11		11			
	1,680		1,680			
	153		153			
千葉	492	15			75	43
	158,981	3,938			11,765	8,925
	323	263			157	208
東京	6					
	4,620					
	770					
愛知	9					
	2,363					
	263					
えび類	19,089	1,853	2,125	1,657	1,548	1,405
合計	43,729,235	4,514,755	4,516,177	3,553,969	3,371,781	3,413,717
平均単価	2,291	2,436	2,125	2,145	2,178	2,430
福島	106	15	5	12		10
	149,158	39,643	31,920	11,025		12,075
	1,407	2,643	6,384	919		1,208
北海道	2,141	182	297	401	302	262
	3,278,761	232,451	355,112	458,960	342,837	528,229
	1,531	1,277	1,196	1,145	1,135	2,016
青森	119	23	44	11		12
	598,213	135,608	194,303	50,400		71,610
	5,027	5,896	4,416	4,582		5,968
宮城	56	14	15	0	0	
	209,150	27,972	39,533	2,835	1,890	
	3,735	1,998	2,636	0	0	
山形	362		138			
	429,744		161,952			
	1,187		1,174			
茨城	1,464	72	119		164	53
	1,904,253	60,270	88,253		318,991	203,439
	1,301	837	742		1,945	3,838

上段：数量=kg
 单位 中断：金額=円
 下段：単価=円

9月	10月	11月	12月	1月	2月	3月
18 3,780 210	34 10,815 318					
5 12,338 2,468	20 24,696 1,235			26 22,680 872	26 21,420 824	7 16,380 2,340
134 164,905 1,231	158 168,790 1,068	96 137,289 1,430	151 215,462 1,427	102 115,659 1,134	73 109,360 1,498	76 129,730 1,707
128 133,350 1,042	110 114,450 1,040	150 151,725 1,012	170 192,675 1,133	110 109,725 998	145 175,245 1,209	140 196,350 1,403
1,846 635,196 344	961 517,125 538	1,294 884,821 684	4,186 2,183,976 522	5,165 2,267,641 439	3,743 1,794,440 479	6,831 2,826,044 414
		315 219,030 695				8 3,360 420
5 1,050 210	17 6,930 408	121 73,757 610	233 115,101 494	2,276 820,512 361	2,672 1,205,369 451	4,389 1,727,574 394
1,485 533,728 359	734 435,120 593	697 514,438 738	2,032 1,226,839 604	2,534 1,311,898 518	935 535,500 573	2,256 1,035,091 459
280 78,015 279	185 69,720 377	140 70,088 501	1,120 532,238 475	73 37,013 507	20 10,080 504	25 13,125 525
76 22,403 295	25 5,355 214	15 2,888 193	710 274,444 387	90 27,747 308	40 14,963 374	144 44,531 309
			91 35,354 389	192 70,471 367	76 28,528 375	
		6 4,620 770				
						9 2,363 263
2,133 3,635,526 1,704	1,731 3,974,445 2,296	1,458 3,669,802 2,517	1,699 4,712,135 2,773	936 2,132,229 2,278	970 2,308,852 2,380	1,574 3,925,847 2,494
64 54,495 851						
108 171,488 1,588	167 368,845 2,209	66 71,589 1,085	7 7,739 1,106	113 163,404 1,446	53 73,185 1,381	183 504,922 2,759
10 42,000 4,200	4 1,838 460	7 3,754 536				8 98,700 12,338
	5 25,515 5,103	3 24,570 8,190	11 15,960 1,451		2 14,175 7,088	6 56,700 9,450
	26 26,880 1,034			64 74,928 1,171		134 165,984 1,239
406 557,845 1,374	304 379,775 1,249	168 117,180 698		50 31,500 630	50 31,500 630	78 115,500 1,481

(1) 鮮魚

品目別・出荷地	計	4月	5月	6月	7月	8月
えび類	1,880	72	54	21	40	78
千葉	5,250,692	303,840	285,842	79,548	158,635	287,072
	2,793	4,220	5,293	3,788	3,966	3,680
東京	686	63	90	114	101	43
	1,420,443	175,046	239,453	231,714	201,422	86,814
	2,071	2,779	2,661	2,033	1,994	2,019
新潟	17	17				
	23,625	23,625				
	1,390	1,390				
富山	144	116	18		10	
	503,685	407,925	61,740		34,020	
	3,498	3,517	3,430		3,402	
石川	119	29	44			
	361,226	68,276	51,975			
	3,036	2,354	1,181			
静岡	555	41	80	91	38	32
	2,449,234	161,175	302,295	438,088	209,605	147,000
	4,413	3,931	3,779	4,814	5,516	4,594
愛知	3,139	288	272	315	243	267
	5,677,981	464,258	460,740	499,538	470,085	671,580
	1,809	1,612	1,694	1,586	1,935	2,515
兵庫	3,676	330	320	259	230	298
	9,826,336	875,700	868,350	696,276	611,100	786,450
	2,673	2,654	2,714	2,688	2,657	2,639
鳥取	2,771	229	264	234	246	282
	4,877,040	388,290	443,310	360,990	410,760	468,930
	1,760	1,696	1,679	1,543	1,670	1,663
福岡	154	65	9	26	15	5
	342,731	67,578	13,860	57,540	44,205	18,900
	2,226	1,040	1,540	2,213	2,947	3,780
佐賀	80					
	50,400					
	630					
大分	28	1		1	5	1
	348,600	8,400		9,450	64,575	14,175
	12,450	8,400		9,450	12,915	14,175
鹿児島	1,041	221	265	106	150	62
	2,498,913	568,073	373,114	206,630	470,056	117,443
	2,400	2,570	1,408	1,949	3,134	1,894
沖縄	551	75	91	66	4	
	3,529,050	506,625	544,425	450,975	33,600	
	6,405	6,755	5,983	6,833	8,400	
かに類	133,315	5,853	9,743	8,549	12,045	13,879
合計	154,876,665	7,898,868	10,614,059	8,679,783	11,625,407	14,141,545
平均単価	1,162	1,350	1,089	1,015	965	1,019
福島	2,254	198			590	1,109
	1,891,389	103,950			446,250	856,485
	839	525			756	772
北海道	102,632	4,295	7,226	6,222	7,100	8,545
	107,927,001	5,168,983	7,110,767	5,441,675	6,454,584	8,259,665
	1,052	1,203	984	875	909	967
青森	17,047	371	722	1,826	3,360	3,184
	19,294,034	767,865	1,002,174	1,827,306	3,016,316	2,828,977
	1,132	2,070	1,388	1,001	898	888
岩手	53				3	18
	30,697				630	4,048
	579				210	225
宮城	1,035	8	380	9	88	93
	531,230	9,513	251,496	5,418	43,470	41,129
	513	1,189	662	602	494	442
秋田	36	3				
	49,876	5,040				
	1,385	1,680				
茨城	158			7	7	
	148,923			13,283	7,392	
	943			1,898	1,056	

上段：数量=kg
 单位 中断：金額=円
 下段：単価=円

9月	10月	11月	12月	1月	2月	3月
734	111	207	336	50	42	135
905,418	553,267	878,034	1,198,854	191,898	131,692	276,592
1,234	4,984	4,242	3,568	3,838	3,136	2,049
33	116	47	43	18	1	17
67,893	93,146	117,390	109,956	37,979	2,940	56,690
2,057	803	2,498	2,557	2,110	2,940	3,335
						46
						240,975
						5,239
26	45	53	62	26	31	30
117,600	212,878	191,804	271,678	130,620	169,334	97,157
4,523	4,731	3,619	4,382	5,024	5,462	3,239
217	268	236	326	203	213	291
532,140	532,350	480,795	528,465	307,965	313,950	416,115
2,452	1,986	2,037	1,621	1,517	1,474	1,430
245	305	365	500	153	326	345
645,750	809,550	953,400	1,319,850	423,234	898,396	938,280
2,636	2,654	2,612	2,640	2,766	2,756	2,720
225	253	228	303	147	162	198
374,220	407,400	430,290	572,670	314,580	317,520	388,080
1,663	1,610	1,887	1,890	2,140	1,960	1,960
5	9	5	9	3		3
18,900	22,838	26,670	34,440	18,900		18,900
3,780	2,538	5,334	3,827	6,300		6,300
				40	20	20
				25,200	12,600	12,600
				630	630	630
1	5	3	9		2	
14,175	62,475	37,800	112,350		25,200	
14,175	12,495	12,600	12,483		12,600	
59	54	23	29	23	22	27
133,602	119,638	37,801	124,373	123,271	31,185	193,727
2,264	2,216	1,644	4,289	5,360	1,418	7,175
	59	47	64	46	46	53
	358,050	298,725	415,800	288,750	287,175	344,925
	6,069	6,356	6,497	6,277	6,243	6,508
8,566	10,156	16,607	23,344	5,873	7,673	11,027
9,193,428	11,153,804	17,899,203	33,420,973	7,989,518	9,674,815	12,585,262
1,073	1,098	1,078	1,432	1,360	1,261	1,141
102	10	6	29	3	72	135
77,452	2,625	4,694	45,851	10,395	88,263	255,424
759	263	782	1,581	3,465	1,226	1,892
6,234	8,260	14,250	20,117	5,015	6,125	9,243
6,046,288	7,847,946	13,826,327	27,518,961	5,784,536	6,245,892	8,221,377
970	950	970	1,368	1,153	1,020	889
1,430	830	1,416	2,418	316	687	487
1,438,559	1,175,410	1,725,784	3,150,169	650,203	903,242	808,029
1,006	1,416	1,219	1,303	2,058	1,315	1,659
4		12	6		10	
1,470		11,823	2,226		10,500	
368		985	371		1,050	
135	280	42				
39,391	130,166	10,647				
292	465	254				
	3			30		
	1,302			43,534		
	434			1,451		
144						
128,248						
891						

(1) 鮮魚

品目別・出荷地	計	4月	5月	6月	7月	8月
かに類	30					
千葉	18,485					
	616					
東京	8,474	497	594	485	892	930
	23,795,532	1,609,440	1,823,714	1,392,101	1,653,310	2,151,241
	2,808	3,238	3,070	2,870	1,853	2,313
新潟	253	52				
	147,113	22,922				
	581	441				
石川	1,191	399	792			
	585,864	198,555	387,309			
	492	498	489			
福井	45					
	351,939					
	7,821					
愛知	58	30	10			
	16,590	12,600	2,100			
	286	420	210			
兵庫	13					
	33,338					
	2,564					
宮崎	9		9			
	31,185		31,185			
	3,465		3,465			
鹿児島	27		10		5	
	23,469		5,314		3,455	
	869		531		691	
いか類	534,315	25,599	32,488	45,540	67,460	63,270
合計	246,023,806	16,213,400	17,540,325	20,182,242	25,174,902	24,994,463
平均単価	460	633	540	443	373	395
福島	50,146	5,174	4,918	4,631	3,631	3,098
	32,498,253	3,442,125	3,356,410	3,163,618	2,688,319	2,337,550
	648	665	682	683	740	755
北海道	21,650	534		465		
	7,328,993	205,590		153,300		
	339	385		330		
青森	251,726	2,376	2,269	14,101	51,009	55,310
	96,527,654	942,743	798,210	4,307,448	16,168,515	19,713,628
	383	397	352	305	317	356
岩手	11,912		449	7	767	68
	5,348,441		278,067	4,410	210,525	54,128
	449		619	630	274	796
宮城	4,965	153	356	28	268	150
	1,877,237	57,162	124,971	19,782	98,385	38,430
	378	374	351	707	367	256
秋田	16,557			11,549	4,449	
	5,758,379			3,558,345	1,703,888	
	348			308	383	
山形	1,190			110	1,080	
	422,625			28,350	394,275	
	355			258	365	
茨城	102,895	12,653	13,595	4,654	3,252	2,772
	52,081,805	7,481,728	6,911,076	2,772,434	1,837,675	1,624,327
	506	591	508	596	565	586
千葉	31,963	2,203	6,905	7,607	1,464	1,517
	17,252,879	1,615,799	3,522,746	4,543,791	576,870	657,300
	540	733	510	597	394	433
東京	1,998	4	182	514	14	
	1,650,580	8,610	298,227	395,929	20,580	
	826	2,153	1,639	770	1,470	
神奈川	16	14		2		
	28,802	25,904		2,898		
	1,800	1,850		1,449		
新潟	1,011	13	20	200		
	612,652	7,770	23,625	62,370		
	606	598	1,181	312		

上段：数量=kg
 单位 中断：金額=円
 下段：単価=円

9月	10月	11月	12月	1月	2月	3月
	5 4,221 844		25 14,264 571			
499 1,460,130 2,926	752 1,980,479 2,634	863 2,302,708 2,668	733 2,600,829 3,548	487 1,380,961 2,836	722 2,254,980 3,123	1,020 3,185,639 3,123
	16 11,655 728	6 2,520 420			42 33,023 786	137 76,993 562
			3 55,335 18,445	22 119,889 5,450	15 138,915 9,261	5 37,800 7,560
18 1,890 105						
			13 33,338 2,564			
		12 14,700 1,225				
42,545 18,842,374 443	36,393 18,645,295 512	60,723 26,694,323 440	54,329 23,076,885 425	31,265 15,473,776 495	41,830 19,807,220 474	32,873 19,378,601 589
2,563 1,904,655 743	2,761 1,981,275 718	3,445 2,001,464 581	3,470 1,828,289 527	3,169 1,928,626 609	5,543 3,057,841 552	7,743 4,808,081 621
4 21,263 5,316	151 69,250 459	5,820 1,935,150 333	6,000 1,995,000 333		6,576 2,192,190 333	2,100 757,250 361
31,893 12,287,555 385	21,706 10,621,600 489	32,919 13,422,591 408	23,475 10,606,839 452	12,121 5,590,033 461	2,444 1,186,679 486	2,103 881,813 419
1,006 541,737 539	3,297 1,045,958 317	822 264,970 322	2,780 1,537,690 553	2,387 1,238,073 519	329 172,883 525	
1,168 326,445 279	425 227,243 535	298 192,749 647	1,292 476,280 369	685 253,840 371	35 17,325 495	107 44,625 417
	8 5,292 662			256 248,304 970	64 67,200 1,050	231 175,350 759
2,867 1,595,306 556	5,533 2,785,344 503	10,870 5,116,118 471	13,839 4,977,873 360	8,403 4,037,607 480	11,507 5,728,941 498	12,950 7,213,376 557
402 172,305 429	12 8,190 683	1,488 741,732 498	1,560 635,934 408	2,938 1,476,050 502	3,335 1,813,598 544	2,532 1,488,564 588
100 56,070 561	40 79,800 1,995	111 235,326 2,120	3 47,628 15,876		870 390,180 448	160 118,230 739
110 39,585 360	40 14,553 364	109 75,028 688	54 36,362 673	116 84,893 732	156 99,594 638	193 168,872 875

(1) 鮮魚

品目別・出荷地	計	4月	5月	6月	7月	8月
いか類	14,980	503	452	95		
富山	7,701,807	639,818	235,515	30,345		
	514	1,272	521	319		
石川	3,935	727	2,350	850		
	1,755,608	331,307	999,341	417,116		
	446	456	425	491		
福井	3,701	90	264			
	1,699,810	140,491	224,018			
	459	1,561	849			
静岡	2,758	134	8	480	679	
	1,432,129	118,913	12,285	283,290	331,559	
	519	887	1,536	590	488	
愛知	795	21				
	1,000,147	26,072				
	1,258	1,242				
三重	1,000					
	564,375					
	564					
兵庫	18		18			
	22,050		22,050			
	1,225		1,225			
鳥取	5,322	600	491			
	4,511,008	779,364	530,618			
	848	1,299	1,081			
島根	1,372				100	28
	1,455,405				107,520	64,050
	1,061				1,075	2,288
山口	726		9		294	
	679,980		17,850		375,375	
	937		1,983		1,277	
福岡	2,349	69	59	189	451	324
	2,746,522	40,005	85,050	351,225	659,400	501,900
	1,169	580	1,442	1,858	1,462	1,549
長崎	36			24		
	73,710			53,550		
	2,048			2,231		
大分	3					
	5,717					
	1,906					
宮崎	11			11		
	11,025			11,025		
	1,002			1,002		
鹿児島	1,261	331	143	23	2	3
	953,428	349,999	100,266	23,016	2,016	3,150
	756	1,057	701	1,001	1,008	1,050
沖縄	19					
	22,785					
	1,199					
たこ類	136,249	9,207	8,782	8,699	9,592	13,782
合計	181,185,660	12,962,667	11,639,312	12,745,768	13,767,190	20,382,854
平均単価	1,330	1,408	1,325	1,465	1,435	1,479
福島	91,799	4,708	4,567	5,169	6,212	9,971
	132,313,468	7,364,788	7,117,567	8,168,331	9,479,444	15,853,019
	1,441	1,564	1,558	1,580	1,526	1,590
北海道	19,373	2,068	1,244	1,407	1,205	1,769
	22,206,996	2,545,915	1,428,038	1,630,227	1,575,179	2,247,105
	1,146	1,231	1,148	1,159	1,307	1,270
青森	3,224	252	354	349	469	152
	3,503,908	316,786	342,999	304,002	409,395	132,061
	1,087	1,257	969	871	873	869
岩手	7,526	107	294	166	311	1,125
	6,536,239	174,954	343,507	187,281	361,991	1,161,553
	868	1,635	1,168	1,128	1,164	1,032
宮城	948				540	210
	1,156,017				725,760	282,240
	1,219				1,344	1,344

上段：数量=kg
 单位 中断：金額=円
 下段：単価=円

9月	10月	11月	12月	1月	2月	3月
	226	649	652	522	9,070	2,811
	133,952	303,278	242,191	219,588	3,729,603	2,167,517
	593	467	371	421	411	771
	8					
	7,844					
	981					
	3	2,612	732			
	2,100	1,102,182	231,019			
	700	422	316			
213	63	100	193	353	535	
125,265	40,751	54,601	115,395	141,855	208,215	
588	647	546	598	402	389	
26	156	421	163	5	3	
32,760	187,026	532,959	213,980	5,460	1,890	
1,260	1,199	1,266	1,313	1,092	630	
1,000						
564,375						
564						
191	1,082	459		75	678	1,746
114,878	550,774	193,700		128,891	819,902	1,392,881
601	509	422		1,719	1,209	798
469	490	225	60			
459,900	499,800	231,735	92,400			
981	1,020	1,030	1,540			
23	50				350	
39,375	68,250				179,130	
1,712	1,365				512	
360	207	135	9	223	323	
444,150	233,100	180,600	25,200	104,003	121,889	
1,234	1,126	1,338	2,800	466	377	
					12	
					20,160	
					1,680	
				3		
				5,717		
				1,906		
150	135	240	47	9		178
116,750	83,193	110,140	14,805	10,836		139,257
778	616	459	315	1,204		782
						19
						22,785
						1,199
9,694	9,946	9,347	28,904	6,834	7,895	13,567
12,897,265	12,353,678	11,625,725	37,311,086	9,493,179	9,857,676	16,149,260
1,330	1,242	1,244	1,291	1,389	1,249	1,190
7,084	6,874	6,879	21,085	5,285	5,077	8,888
9,950,959	9,227,893	9,225,033	28,747,976	7,946,422	7,200,975	12,031,061
1,405	1,342	1,341	1,363	1,504	1,418	1,354
1,259	1,728	921	4,329	880	859	1,704
1,568,175	1,789,200	1,180,935	4,532,383	1,057,035	927,024	1,725,780
1,246	1,035	1,282	1,047	1,201	1,079	1,013
101	139	127	263	135	276	607
138,512	221,810	156,095	301,530	114,461	315,221	751,036
1,371	1,596	1,229	1,147	848	1,142	1,237
783	552	576	1,322	336	780	1,174
727,982	506,859	576,257	934,376	213,105	530,453	817,921
930	918	1,000	707	634	680	697
					108	90
					80,737	67,280
					748	748

(1) 鮮魚

品目別・出荷地	計	4月	5月	6月	7月	8月
たこ類	3,400	340	1,410	970	240	90
秋田	4,334,400	535,500	1,266,300	1,520,925	365,925	141,750
	1,275	1,575	898	1,568	1,525	1,575
山形	4		4			
	599		599			
	150		150			
茨城	8,420	960	792	556	481	395
	8,867,114	922,749	935,636	822,095	651,550	462,226
	1,053	961	1,181	1,479	1,355	1,170
千葉	4	2	2			
	92,400	46,200	46,200			
	23,100	23,100	23,100			
東京	1,510	770	100	70	130	70
	2,139,900	1,055,775	147,000	103,950	195,300	102,900
	1,417	1,371	1,470	1,485	1,502	1,470
新潟	31		15	12	4	
	23,069		11,466	8,957	2,646	
	744		764	746	662	
石川	10					
	11,550					
	1,155					
うに類	25,890	2,246	2,565	2,763	3,245	2,918
合 計	213,196,537	16,317,296	17,474,582	18,587,485	18,806,776	23,204,484
平均単価	8,235	7,265	6,813	6,727	5,796	7,952
福島	12		7			
	70,351		0			
	5,863		0			
北海道	8,519	468	748	994	1,067	1,192
	102,979,742	6,279,210	7,566,460	9,887,234	9,587,666	12,643,368
	12,088	13,417	10,116	9,947	8,986	10,607
青森	3,162	632	683	617	869	217
	13,700,524	2,911,441	3,533,851	2,448,686	2,523,352	846,668
	4,333	4,607	5,174	3,969	2,904	3,902
岩手	48	6	7	25	10	
	316,995	37,275	27,300	181,020	71,400	
	6,604	6,213	3,900	7,241	7,140	
宮城	1,740	81	77	316	353	344
	13,540,030	852,233	591,415	1,664,102	1,760,080	2,709,258
	7,782	10,521	7,681	5,266	4,986	7,876
埼玉	74				74	
	426,038				426,038	
	5,757				5,757	
千葉	4,481	490	346	326	341	254
	29,153,107	2,401,210	1,910,270	1,532,948	1,280,373	1,472,730
	6,506	4,900	5,521	4,702	3,755	5,798
東京	6,582	347	563	475	531	904
	43,819,913	2,219,496	2,949,266	2,823,830	3,157,867	5,479,540
	6,658	6,396	5,238	5,945	5,947	6,061
神奈川	422	86	59			7
	3,035,719	593,989	413,911			52,920
	7,194	6,907	7,015			7,560
大阪	283	38	7			
	1,507,863	194,934	25,358			
	5,328	5,130	3,623			
山口	440	98	32			
	3,949,737	827,508	270,428			
	8,977	8,444	8,451			
愛媛	127		36	10		
	696,518		186,323	49,665		
	5,484		5,176	4,967		
なまこ	859	86	192	90	6	2
合 計	806,276	82,635	119,280	65,205	5,040	189
平均単価	939	961	621	725	840	95
福島	54					
	65,940					
	1,221					

上段：数量=kg
 单位 中断：金額=円
 下段：単価=円

9月	10月	11月	12月	1月	2月	3月
90 141,750 1,575	60 90,300 1,505				170 224,700 1,322	30 47,250 1,575
347 325,787 939	533 432,566 812	794 413,905 521	1,875 2,750,721 1,467	198 162,156 819	515 422,116 820	974 565,607 581
30 44,100 1,470	50 73,500 1,470	50 73,500 1,470	30 44,100 1,470		110 156,450 1,422	100 143,325 1,433
	10 11,550 1,155					
1,893 16,341,209 8,632	1,654 14,924,640 9,023	1,736 15,925,556 9,174	2,487 26,254,733 10,557	1,306 12,753,918 9,766	1,370 14,062,281 10,264	1,707 18,543,577 10,863
		2 38,325 19,163	3 32,026 10,675			
644 7,822,450 12,147	362 5,630,888 15,555	557 7,366,538 13,225	821 13,022,102 15,861	544 7,524,409 13,832	577 7,337,826 12,717	545 8,311,591 15,251
39 284,235 7,288	0 2,730 0	20 84,525 4,226	22 316,176 14,372		50 633,360 12,667	13 115,500 8,885
181 1,760,569 9,727	14 114,870 8,205	41 376,845 9,191	12 80,063 6,672	29 267,488 9,224	86 1,063,914 12,371	206 2,299,193 11,161
244 1,568,144 6,427	330 2,283,859 6,921	354 2,461,424 6,953	580 4,536,422 7,821	245 1,943,027 7,931	407 3,172,476 7,795	564 4,590,224 8,139
767 4,780,861 6,233	695 4,964,647 7,143	518 3,980,105 7,684	852 6,571,876 7,713	415 2,660,261 6,410	210 1,585,904 7,552	305 2,646,260 8,676
	118 906,625 7,683	126 881,426 6,995	10 51,398 5,140			16 135,450 8,466
		58 233,943 4,034	53 315,160 5,946	48 185,378 3,862	28 183,331 6,548	51 369,759 7,250
7 75,600 10,800	84 720,721 8,580	48 429,345 8,945	127 1,291,710 10,171	25 173,355 6,934	12 85,470 7,123	7 75,600 10,800
11 49,350 4,486	51 300,300 5,888	12 73,080 6,090	7 37,800 5,400			
4 6,720 1,680	3 3,150 1,050	10 12,600 1,260	62 93,188 1,503	244 217,466 891	47 23,562 501	113 177,241 1,569
4 6,720 1,680		10 12,600 1,260	10 18,900 1,890	30 27,720 924		

(1) 鮮魚

品目別・出荷地	計	4月	5月	6月	7月	8月
なまこ	39					
青森	22,680					
	582					
宮城	2					2
	189					189
	95					95
山形	95		80			
	58,800		49,350			
	619		617			
新潟	306	29	112	90	6	
	231,106	23,730	69,930	65,205	5,040	
	755	818	624	725	840	
石川	0					
	0					
	0					
静岡	27	24				
	34,965	29,925				
	1,295	1,247				
島根	151	33				
	150,885	28,980				
	999	878				
広島	31					
	107,100					
	3,455					
大分	15					
	24,098					
	1,607					
鹿児島	139					
	110,513					
	795					
あゆ	2,772	82	282	620	612	581
合計	4,471,695	181,703	459,270	911,003	948,256	892,921
平均単価	1,613	2,216	1,629	1,469	1,549	1,537
栃木	288	4	18	88	103	71
	456,225	37,800	36,120	115,395	133,770	91,140
	1,584	9,450	2,007	1,311	1,299	1,284
東京	2,307	78	217	403	508	510
	3,814,394	143,903	373,170	646,350	812,648	801,781
	1,653	1,845	1,720	1,604	1,600	1,572
静岡	176		47	129		
	199,238		49,980	149,258		
	1,132		1,063	1,157		
鹿児島	1				1	
	1,838				1,838	
	1,838				1,838	
どじょう(うなぎ)	1,060	55	79	89	409	66
合計	5,119,584	336,210	379,050	384,260	2,213,065	298,295
平均単価	4,830	6,113	4,798	4,318	5,411	4,520
青森	80		18	10	22	13
	161,533		38,535	15,845	40,845	29,232
	2,019		2,141	1,585	1,857	2,249
宮城	11	1	0	4	2	
	34,178	8,505	1,890	12,989	3,444	
	3,107	8,505	0	3,247	1,722	
栃木	70				60	10
	370,650				318,150	52,500
	5,295				5,303	5,250
静岡	899	54	61	75	325	43
	4,553,223	327,705	338,625	355,426	1,850,626	216,563
	5,065	6,069	5,551	4,739	5,694	5,036
あわび	11,533	451	641	939	920	864
合計	63,811,635	2,753,963	3,342,667	4,800,221	4,909,273	4,594,904
平均単価	5,533	6,106	5,215	5,112	5,336	5,318
福島	30					10
	190,785					4,620
	6,360					462

單位 上段：數量=kg
 中斷：金額=円
 下段：單價=円

9月	10月	11月	12月	1月	2月	3月
	3 3,150 1,050			30 16,380 546	6 3,150 525	
				15 9,450 630		
				27 27,405 1,015		42 39,796 948
				0 0 0		
			3 5,040 1,680			
			23 28,980 1,260	55 62,580 1,138		40 30,345 759
					0 0 0	31 107,100 3,455
			15 24,098 1,607			
			11 16,170 1,470	87 73,931 850	41 20,412 498	
346 601,546 1,739	105 178,028 1,696					144 298,968 2,076
						4 42,000 10,500
346 601,546 1,739	105 178,028 1,696					140 256,968 1,835
59 206,955 3,508	67 257,009 3,836	55 214,200 3,895	41 170,352 4,155	30 126,525 4,218	65 318,413 4,899	45 215,250 4,783
13 28,140 2,165	4 8,936 2,234					
	3 4,998 1,666		1 2,352 2,352			
46 178,815 3,887	60 243,075 4,051	55 214,200 3,895	40 168,000 4,200	30 126,525 4,218	65 318,413 4,899	45 215,250 4,783
758 4,352,564 5,742	822 4,611,352 5,610	1,070 5,990,467 5,599	1,090 6,759,718 6,202	587 3,652,360 6,222	641 3,812,667 5,948	2,750 14,231,479 5,175
						20 186,165 9,308

(1) 鮮魚

品目別・出荷地	計	4月	5月	6月	7月	8月
あわび	120	10	20		10	20
青森	267,057	22,176	44,352		22,176	44,352
	2,225	2,218	2,218		2,218	2,218
宮城	1,365	41	19	159	61	109
	10,369,630	460,425	200,550	1,025,610	461,111	774,691
	7,597	11,230	10,555	6,450	7,559	7,107
秋田	125			21	37	67
	1,029,295			173,618	309,120	546,557
	8,234			8,268	8,355	8,158
茨城	194				116	42
	1,283,742				672,904	314,580
	6,617				5,801	7,490
千葉	7,992	292	433	536	535	480
	42,266,686	1,728,699	2,356,148	2,590,649	2,649,790	2,333,358
	5,289	5,920	5,441	4,833	4,953	4,861
東京	758	43	45	73	13	21
	3,927,448	224,007	177,555	332,661	58,119	92,327
	5,181	5,209	3,946	4,557	4,471	4,397
神奈川	9		9			
	23,625		23,625			
	2,625		2,625			
新潟	6					3
	28,350					12,600
	4,725					4,200
福井	53				38	5
	401,049				292,531	45,518
	7,567				7,698	9,104
山梨	4	4				
	29,400	29,400				
	7,350	7,350				
静岡	561	21	48	91	68	72
	2,719,437	141,624	247,590	383,628	289,695	313,530
	4,847	6,744	5,158	4,216	4,260	4,355
島根	7					
	34,650					
	4,950					
山口	6					
	41,895					
	6,983					
愛媛	269	40	59	40	40	30
	921,648	147,632	221,447	143,642	139,652	71,821
	3,426	3,691	3,753	3,591	3,491	2,394
長崎	34		8	19	2	5
	276,938		71,400	150,413	14,175	40,950
	8,145		8,925	7,916	7,088	8,190
はまぐり	55,585	4,074	5,284	4,198	4,158	6,141
合計	27,173,248	1,707,839	2,331,316	1,877,292	1,889,149	2,817,476
平均単価	489	419	441	447	454	459
宮城	20					
	5,250					
	263					
秋田	2,457	533	263	230	150	
	1,231,373	226,800	137,498	119,701	80,326	
	501	426	523	520	536	
茨城	10,506	594	894	928	914	1,863
	9,244,425	504,900	700,597	683,846	730,069	1,366,338
	880	850	784	737	799	733
千葉	38,097	2,749	3,947	2,902	2,942	4,098
	13,744,009	860,213	1,384,544	990,423	982,256	1,342,457
	361	313	351	341	334	328
三重	4,505	198	180	138	152	180
	2,948,191	115,926	108,677	83,322	96,498	108,681
	654	585	604	604	635	604
あさり	164,843	16,269	18,963	17,311	17,533	12,436
合計	93,790,180	9,291,244	10,228,401	9,615,889	9,948,922	7,311,213
平均単価	569	571	539	555	567	588

上段：数量=kg
 单位 中断：金額=円
 下段：単価=円

9月	10月	11月	12月	1月	2月	3月
10	10	10	10		10	10
22,176	22,176	22,176	23,121		22,176	22,176
2,218	2,218	2,218	2,312		2,218	2,218
87	23	213	246	171	161	75
731,074	229,740	1,436,506	2,060,993	1,248,072	1,114,323	626,535
8,403	9,989	6,744	8,378	7,299	6,921	8,354
30	5	1				
246,750	42,000	7,508				
8,225	8,400	7,508				
541	709	771	593	369	322	2,411
2,968,945	3,910,036	4,122,809	3,362,106	2,134,333	1,886,054	12,223,759
5,488	5,515	5,347	5,670	5,784	5,857	5,070
3	26	51	190		118	175
16,380	145,740	284,918	1,043,648		634,189	917,904
5,460	5,605	5,587	5,493		5,374	5,245
				3		
				15,750		
				5,250		
				10		
				63,000		
				6,300		
47	49	24	51	21	30	39
232,260	261,660	116,550	269,850	114,660	155,925	192,465
4,942	5,340	4,856	5,291	5,460	5,198	4,935
				7		
				34,650		
				4,950		
				6		
				41,895		
				6,983		
40						20
134,979						62,475
3,374						3,124
3,742	4,837	4,195	4,375	2,542	4,736	7,303
1,691,136	2,105,177	1,977,178	2,081,057	1,261,219	2,897,615	4,536,794
452	435	471	476	496	612	621
				20		
				5,250		
				263		
8	30	75	173	248	210	537
3,833	14,964	37,804	82,222	138,610	116,558	273,057
479	499	504	475	559	555	508
825	626	833	821	484	626	1,098
675,760	578,646	702,212	724,074	498,017	769,356	1,310,610
819	924	843	882	1,029	1,229	1,194
2,788	3,733	2,941	3,109	1,682	3,270	3,936
939,089	1,229,027	1,009,828	1,096,412	544,681	1,575,204	1,789,875
337	329	343	353	324	482	455
121	448	346	272	108	630	1,732
72,454	282,540	227,334	178,349	74,661	436,497	1,163,252
599	631	657	656	691	693	672
12,147	12,025	10,601	9,447	9,548	12,001	16,562
7,182,112	7,006,607	6,123,853	5,519,218	5,458,634	6,745,020	9,359,067
591	583	578	584	572	562	565

(1) 鮮魚

品目別・出荷地	計	4月	5月	6月	7月	8月
あさり	15		15			
福島	7,875		7,875			
	525		525			
北海道	23,456	2,045	2,580	2,478	2,670	2,195
	16,320,028	1,539,752	1,607,922	1,402,069	1,491,002	1,467,852
	696	753	623	566	558	669
宮城	18,146	1,391	2,213	1,467	973	1,371
	9,833,389	741,409	1,211,295	843,919	540,679	757,788
	542	533	547	575	556	553
茨城	1,930	96	95	83	96	107
	2,295,300	153,216	153,216	134,064	139,944	172,368
	1,189	1,596	1,613	1,615	1,458	1,611
千葉	118,777	12,557	13,180	12,982	13,523	8,520
	63,403,410	6,693,067	6,669,014	6,961,262	7,522,378	4,692,306
	534	533	506	536	556	551
東京	187				16	38
	136,878				13,944	27,174
	732				872	715
新潟	2					
	0					
	0					
愛知	2,000	180	880	300	255	205
	1,621,624	163,800	579,079	274,575	240,975	193,725
	811	910	658	915	945	945
三重	330			1		
	171,676			0		
	520			0		
ほたて	111,237	11,164	14,971	8,346	7,287	10,864
合計	89,885,264	7,690,763	11,236,605	6,318,404	5,934,932	7,671,477
平均単価	808	689	751	757	814	706
福島	25	9				
	4,515	945				
	181	105				
北海道	47,221	4,502	7,006	4,796	1,007	1,731
	49,478,075	4,160,784	5,269,593	4,062,513	2,056,026	2,776,096
	1,048	924	752	847	2,042	1,604
青森	22,623	5,755	3,993	2,117	2,083	2,038
	12,348,120	2,917,271	2,186,901	1,214,295	1,456,277	1,081,313
	546	507	548	574	699	531
岩手	1,709	60			40	48
	1,330,770	56,700			25,725	42,630
	779	945			643	888
宮城	34,630	569	1,365	1,081	3,995	6,922
	20,611,371	285,927	698,305	673,842	2,121,069	3,556,156
	595	503	512	623	531	514
茨城	35					35
	68,954					68,954
	1,970					1,970
千葉	90			90		
	23,625			23,625		
	263			263		
東京	4,833	254	2,598	262	162	90
	5,893,865	251,811	3,071,568	344,129	275,835	146,328
	1,220	991	1,182	1,313	1,703	1,626
愛知	0					0
	0					0
	0					0
愛媛	47					
	98,406					
	2,094					
福岡	24	15	9			
	27,563	17,325	10,238			
	1,148	1,155	1,138			
かき	87,602	2,004	3,403	3,923	5,449	9,169
合計	86,800,624	1,431,264	2,638,187	2,763,678	3,859,773	5,660,697
平均単価	991	714	775	704	708	617

上段：数量=kg
 单位 中断：金額=円
 下段：単価=円

9月	10月	11月	12月	1月	2月	3月
2,302	2,373	1,795	1,437	990	1,013	1,578
1,602,093	1,684,937	1,331,663	1,198,365	830,079	855,015	1,309,279
696	710	742	834	838	844	830
1,265	1,262	1,429	1,390	1,685	1,978	1,722
707,649	706,233	747,659	720,887	895,655	1,041,453	918,763
559	560	523	519	532	527	534
710	246	84	83	102	108	120
520,254	246,204	132,552	134,064	163,674	172,368	173,376
733	1,001	1,578	1,615	1,605	1,596	1,445
7,746	8,059	7,258	6,515	6,771	8,895	12,771
4,239,346	4,293,990	3,884,490	3,452,672	3,569,226	4,671,774	6,753,885
547	533	535	530	527	525	529
14	30	30	22		7	30
8,820	23,268	22,764	13,230		4,410	23,268
630	776	759	601		630	776
						2
						0
						0
110	55	5				10
103,950	51,975	4,725				8,820
945	945	945				882
						329
						171,676
						522
7,033	7,677	7,450	9,653	5,340	8,910	12,542
5,584,172	6,752,813	7,043,847	9,118,054	5,375,654	7,604,166	9,554,377
794	880	945	945	1,007	853	762
			16			
			3,570			
			223			
1,259	1,704	3,083	6,271	3,428	5,037	7,397
2,297,663	2,682,551	3,818,536	6,605,529	3,776,955	5,242,073	6,729,756
1,825	1,574	1,239	1,053	1,102	1,041	910
376	355	492	500	380	1,743	2,791
257,019	255,836	385,308	334,625	277,463	843,360	1,138,452
684	721	783	669	730	484	408
12		193	318	373	428	237
11,340		249,165	349,440	249,375	208,950	137,445
945		1,291	1,099	669	488	580
5,290	5,542	3,621	2,497	1,119	1,090	1,539
2,863,821	3,688,720	2,471,600	1,712,498	973,245	657,300	908,888
541	666	683	686	870	603	591
96	76	46	43	36	604	566
154,329	125,706	87,360	95,760	90,300	635,851	614,888
1,608	1,654	1,899	2,227	2,508	1,053	1,086
		15	8	4	8	12
		31,878	16,632	8,316	16,632	24,948
		2,125	2,079	2,079	2,079	2,079
3,731	7,455	11,262	13,550	10,863	10,966	5,827
2,142,597	6,278,157	14,724,162	16,841,954	12,798,252	11,820,541	5,841,362
574	842	1,307	1,243	1,178	1,078	1,002

(1) 鮮魚

品目別・出荷地	計	4月	5月	6月	7月	8月
かき	60					
北海道	57,750					
	963					
青森	34			34		
	10,710			10,710		
	315			315		
宮城	8,529	30	35	310	234	368
	8,162,061	27,930	37,170	86,100	113,400	171,990
	957	931	1,062	278	485	467
秋田	639		91	216	277	35
	738,074		82,452	244,966	349,546	44,205
	1,155		906	1,134	1,262	1,263
山形	1,748		94	297	725	632
	1,323,427		52,186	207,323	637,774	426,144
	757		555	698	880	674
茨城	180					180
	94,500					94,500
	525					525
千葉	24,454	1,102	1,876	1,743	3,404	6,345
	14,075,915	619,349	1,205,989	1,024,662	1,966,435	3,924,047
	576	562	643	588	578	618
東京	973					
	609,683					
	627					
新潟	2,062			486	249	1,327
	1,074,654			214,200	136,626	723,828
	521			441	549	545
石川	354	50	264	30	10	
	417,470	58,800	316,670	33,600	8,400	
	1,179	1,176	1,200	1,120	840	
三重	108					
	105,368					
	976					
兵庫	19,151	726	816	370	144	112
	26,468,776	670,741	757,575	352,328	135,135	102,900
	1,382	924	928	952	938	919
広島	27,632					
	31,919,885					
	1,155					
大分	1,664	96	213	437	406	170
	1,733,216	54,444	177,010	589,789	512,457	173,083
	1,042	567	831	1,350	1,262	1,018
鹿児島	14		14			
	9,135		9,135			
	653		653			
ほっき	73,198	6,491	5,537	5,381	5,290	6,157
合計	40,482,593	3,124,440	3,048,997	3,129,215	3,432,666	4,477,226
平均単価	553	481	551	582	649	727
福島	10					
	3,150					
	315					
北海道	59,022	5,032	5,482	5,366	5,290	5,989
	36,224,309	2,568,044	3,029,939	3,129,215	3,432,666	4,401,521
	614	510	553	583	649	735
青森	13,776	1,361	55			
	4,007,490	424,096	19,058			
	291	312	347			
茨城	72					48
	22,680					16,380
	315					341
千葉	120			15		60
	41,739			0		25,200
	348			0		420
東京	198	98				60
	183,225	132,300				34,125
	925	1,350				569

上段：数量=kg
 单位 中断：金額=円
 下段：単価=円

9月	10月	11月	12月	1月	2月	3月
	10	30			20	
	7,350	39,900			10,500	
	735	1,330			525	
616	2,804	1,983	961	662	395	131
294,630	2,327,684	2,603,936	957,705	960,540	410,036	170,940
478	830	1,313	997	1,451	1,038	1,305
20						
16,905						
845						
3,064	1,508	2,002	1,388	766	569	687
1,801,189	793,752	1,094,584	682,125	359,946	281,546	322,291
588	526	547	491	470	495	469
1	155	233	154	180	195	55
0	133,613	211,680	75,600	74,655	92,295	21,840
0	862	908	491	415	473	397
			108			
			105,368			
			976			
	750	2,595	4,345	3,048	3,360	2,885
	1,048,110	4,324,500	6,589,026	4,460,721	4,523,619	3,504,121
	1,397	1,666	1,516	1,463	1,346	1,215
0	2,228	4,419	6,594	6,207	6,427	1,757
0	1,967,648	6,449,562	8,432,130	6,942,390	6,502,545	1,625,610
0	883	1,460	1,279	1,118	1,012	925
30						312
29,873						196,560
996						630
5,096	5,141	5,087	8,088	5,887	5,439	9,604
2,991,358	3,403,108	3,509,222	4,217,921	2,736,759	2,485,631	3,926,050
587	662	690	522	465	457	409
					10	
					3,150	
					315	
5,002	5,141	5,072	5,888	2,988	3,334	4,438
2,957,232	3,403,108	3,503,709	3,534,094	1,878,505	1,839,915	2,546,361
591	662	691	600	629	552	574
			2,200	2,899	2,095	5,166
			683,827	858,254	642,566	1,379,689
			311	296	307	267
24						
6,300						
263						
30		15				
11,026		5,513				
368		368				
40						
16,800						
420						

(1) 鮮魚

品目別・出荷地	計	4月	5月	6月	7月	8月
さざえ	7,578	581	793	767	823	1,588
合計	9,627,613	727,390	943,677	918,877	1,002,246	1,854,931
平均単価	1,270	1,252	1,190	1,198	1,218	1,168
青森	32 18,060 564					16 11,340 709
宮城	10 13,650 1,365				10 13,650 1,365	
茨城	22 69,300 3,150					22 69,300 3,150
千葉	3,054 4,134,849 1,354	150 198,189 1,321	250 319,200 1,277	230 323,484 1,406	288 421,596 1,464	775 877,065 1,132
神奈川	56 53,288 952	6 5,775 963				
新潟	889 909,248 1,023	10 7,350 735	44 36,960 840	170 154,613 909	160 153,825 961	440 483,000 1,098
福井	220 194,775 885			45 42,000 933	155 134,400 867	20 18,375 919
静岡	1,683 2,209,105 1,313	300 394,800 1,316	384 498,792 1,299	263 355,782 1,353	210 278,775 1,328	205 271,425 1,324
島根	20 13,650 683	20 13,650 683				
山口	295 240,241 814	60 55,650 928	115 88,725 772	59 42,998 729		
福岡	45 99,750 2,217	5 17,850 3,570				
長崎	1,252 1,671,697 1,335	30 34,126 1,138				110 124,426 1,131
しじみ	137,965	9,339	10,739	12,059	18,188	13,300
合計	83,791,634	5,919,351	6,455,239	7,315,165	11,773,067	7,165,783
平均単価	607	634	601	607	647	539
北海道	74 33,705 455				24 8,820 368	
青森	25,679 16,675,611 649	342 425,943 1,245	1,860 1,358,175 730	2,418 1,621,331 671	4,960 2,921,550 589	2,184 1,325,892 607
茨城	53,182 32,721,596 615	4,624 2,932,767 634	4,253 2,643,127 621	4,640 2,816,084 607	5,297 3,827,842 723	7,225 4,623,307 640
埼玉	108 38,430 356				12 4,410 368	
千葉	46,494 28,442,132 612	3,483 2,012,016 578	2,419 1,306,625 540	3,291 1,969,749 599	5,920 3,739,155 632	1,293 808,920 626
東京	526 322,791 614		6 6,741 1,124			
静岡	240 35,910 150		48 10,710 223			
愛知	2,943 1,736,254 590	270 226,170 838	684 397,801 582	810 422,901 522	375 232,419 620	138 67,306 488

上段：数量=kg
 单位 中断：金額=円
 下段：単価=円

9月	10月	11月	12月	1月	2月	3月
538 676,642 1,258	487 675,078 1,386	494 683,270 1,383	555 829,985 1,495	238 332,493 1,397	308 439,194 1,426	406 543,830 1,339
16 6,720 420						
234 342,594 1,464	206 303,408 1,473	224 328,104 1,465	230 336,483 1,463	128 186,543 1,457	158 231,819 1,467	181 266,364 1,472
50 47,513 950						
45 48,300 1,073	20 25,200 1,260					
48 62,958 1,312	33 49,939 1,513	95 111,041 1,169	60 102,902 1,715			85 82,691 973
41 31,868 777				20 21,000 1,050		
10 18,900 1,890			30 63,000 2,100			
94 117,789 1,253	228 296,531 1,301	175 244,125 1,395	235 327,600 1,394	90 124,950 1,388	150 207,375 1,383	140 194,775 1,391
9,795 6,408,476 654	12,073 7,066,637 585	11,693 6,011,110 514	9,923 5,564,043 561	10,733 6,984,900 651	10,380 6,632,416 639	9,743 6,495,447 667
	50 24,885 498					
3,104 1,961,854 632	714 663,654 929	660 497,175 753	636 650,580 1,023	1,899 1,267,984 668	3,895 2,149,210 552	3,007 1,832,263 609
5,026 3,507,551 698	5,307 2,860,751 539	5,231 2,368,490 453	4,007 2,162,980 540	2,581 1,746,811 677	2,534 1,681,324 664	2,457 1,550,562 631
60 21,420 357	36 12,600 350					
974 594,721 611	5,384 3,267,812 607	5,373 2,932,661 546	5,262 2,731,583 519	5,652 3,573,625 632	3,438 2,550,773 742	4,005 2,954,492 738
				500 303,450 607	20 12,600 630	
	120 17,640 147	72 7,560 105				
227 112,928 497	274 135,136 493	36 17,640 490		81 82,530 1,019	18 19,373 1,076	30 22,050 735

(1) 鮮魚

品目別・出荷地	計	4月	5月	6月	7月	8月
しじみ 三重	468 300,827 643					
島根	40 10,500 263	40 10,500 263				
山口	8,202 3,467,263 423	580 311,955 538	1,460 725,445 497	900 485,100 539	1,600 1,038,871 649	2,460 340,358 138
大分	9 6,615 735		9 6,615 735			
その他貝類 合計 平均単価	74,088 77,067,284 1,040	8,173 7,321,823 896	9,818 8,438,036 859	9,217 7,367,248 799	7,605 7,242,163 952	6,868 7,515,048 1,094
福島	2,531 4,170,568 1,648	231 381,674 1,652	225 378,000 1,680	294 462,494 1,573	371 606,900 1,636	562 919,905 1,637
北海道	26,299 36,511,738 1,388	2,685 2,804,883 1,045	3,145 3,390,362 1,078	4,109 3,283,370 799	2,188 3,016,572 1,379	2,698 3,779,634 1,401
青森	2,876 1,176,491 409	76 42,347 557	427 176,756 414	506 210,197 415	705 352,722 500	405 141,321 349
岩手	12 12,600 1,050					12 12,600 1,050
宮城	5,688 3,899,746 686	104 217,140 2,088	136 290,378 2,135	138 316,030 2,290	224 147,473 658	214 137,235 641
秋田	62 27,143 438		32 13,020 407	15 7,035 469		
茨城	1,007 1,305,980 1,297		12 3,780 315	29 21,105 728	133 167,559 1,260	47 56,742 1,207
埼玉	1,803 1,691,550 938	231 160,650 695	196 120,750 616	112 71,400 638	143 172,200 1,204	132 166,950 1,265
千葉	19,708 11,435,499 580	2,700 1,380,863 511	3,935 1,908,437 485	2,494 1,304,476 523	2,345 1,155,586 493	1,978 1,085,547 549
東京	145 172,830 1,192	22 26,775 1,217	27 20,790 770	49 39,585 808	36 33,180 922	5 24,675 4,935
神奈川	630 1,989,594 3,158	28 111,300 3,975	18 91,350 5,075	18 73,920 4,107	22 120,540 5,479	29 120,750 4,164
新潟	74 40,268 544	8 7,140 893		5 2,835 567	12 9,030 753	21 16,380 780
福井	308 201,390 654				156 102,270 656	152 99,120 652
静岡	1,104 1,253,595 1,136	104 113,400 1,090	132 151,200 1,145	108 97,650 904	132 137,550 1,042	140 192,360 1,374
愛知	2,341 3,041,536 1,299	506 689,169 1,362	287 446,619 1,556	171 265,599 1,553	136 165,585 1,218	90 128,835 1,432
三重	190 97,913 515		130 70,613 543	60 27,300 455		
京都	33 191,625 5,807		27 156,975 5,814	6 34,650 5,775		

上段：数量=kg
 单位 中断：金額=円
 下段：単価=円

9月	10月	11月	12月	1月	2月	3月
	30	321	18		15	84
	14,963	187,584	18,900		15,750	63,630
	499	584	1,050		1,050	758
404	158			20	460	160
210,002	69,196			10,500	203,386	72,450
520	438			525	442	453
5,575	3,977	4,956	5,633	3,205	3,741	5,320
6,221,183	5,596,691	5,587,488	6,916,036	4,191,189	4,570,407	6,099,972
1,116	1,407	1,127	1,228	1,308	1,222	1,147
355	330	153	10			
595,770	554,400	263,025	8,400			
1,678	1,680	1,719	840			
1,795	1,301	1,593	2,576	1,386	1,321	1,502
2,977,591	2,647,050	2,869,230	4,098,760	2,442,585	2,428,545	2,773,156
1,659	2,035	1,801	1,591	1,762	1,838	1,846
398	48	96	28			187
157,524	19,656	38,945	5,796			31,227
396	410	406	207			167
420	647	1,005	958	348	693	801
391,590	478,777	464,262	459,325	276,025	303,399	418,112
932	740	462	479	793	438	522
				15		
				7,088		
				473		
115	190	128	40	24	265	24
116,288	291,452	194,125	81,743	50,400	272,386	50,400
1,011	1,534	1,517	2,044	2,100	1,028	2,100
96	174	162	264	123	68	102
92,400	188,475	172,725	277,725	108,675	71,925	87,675
963	1,083	1,066	1,052	884	1,058	860
1,568	579	1,102	872	552	537	1,046
844,416	453,603	717,913	629,345	442,577	534,975	977,761
539	783	651	722	802	996	935
5						1
24,675						3,150
4,935						3,150
34	27	27	129	63	86	149
91,613	80,850	74,551	397,950	198,765	268,905	359,100
2,695	2,994	2,761	3,085	3,155	3,127	2,410
	5	5				18
	1,418	1,575				1,890
	284	315				105
128	148	60	24		10	118
165,900	173,250	42,000	25,200		12,600	142,485
1,296	1,171	700	1,050		1,260	1,208
103	144	68	69	68	195	504
106,524	181,391	97,650	120,582	119,805	209,580	510,197
1,034	1,260	1,436	1,748	1,762	1,075	1,012

(1) 鮮魚

品目別・出荷地	計	4月	5月	6月	7月	8月
その他貝類	30	30				
広島	18,900	18,900				
	630	630				
山口	457 363,510 795	20 29,400 1,470	100 71,610 716	24 16,695 696	36 22,680 630	
福岡	163 174,258 1,069	44 38,535 876	20 18,900 945		20 30,345 1,517	13 18,900 1,454
佐賀	6 3,150 525					
長崎	8,471 9,015,238 1,064	1,370 1,275,917 931	932 1,051,110 1,128	1,064 1,104,557 1,038	946 1,001,971 1,059	370 614,094 1,660
大分	133 263,446 1,981	9 21,105 2,345	25 71,295 2,852	15 28,350 1,890		
鹿児島	17 8,716 513	5 2,625 525	12 6,091 508			
貝焼 合計 平均単価	6,802 31,157,908 4,581	479 1,966,860 4,106	894 3,730,020 4,172	1,357 5,692,575 4,195	1,677 7,734,828 4,612	797 4,308,255 5,406
福島	702 4,160,312 5,926	3 33,600 11,200		95 706,125 7,433	387 2,042,987 5,279	212 1,296,225 6,114
北海道	759 3,659,365 4,821					
青森	5,341 23,338,231 4,370	476 1,933,260 4,061	894 3,730,020 4,172	1,262 4,986,450 3,951	1,290 5,691,841 4,412	585 3,012,030 5,149
こんぶ 合計 平均単価	10,734 5,534,423 516	710 367,290 517	918 496,703 541	1,054 579,180 550	963 540,173 561	884 493,101 558
青森	10 15,803 1,580		10 15,803 1,580			
岩手	10,526 5,371,935 510	708 365,820 517	888 472,500 532	1,036 569,940 550	959 529,043 552	846 466,200 551
宮城	188 135,450 720	2 1,470 735	20 8,400 420	18 9,240 513	4 11,130 2,783	32 20,160 630
東京	10 11,235 1,124					6 6,741 1,124
わかめ 合計 平均単価	95,402 49,695,362 521	11,258 6,049,574 537	9,119 5,282,167 579	9,902 5,649,176 571	6,717 4,281,985 637	7,394 4,723,829 639
福島	3,599 1,743,165 484	145 99,225 684	285 166,425 584	190 117,600 619	308 145,163 471	440 200,682 456
岩手	19,426 12,007,470 618	2,083 1,228,250 590	1,961 1,367,555 697	1,954 1,311,429 671	1,840 1,304,443 709	1,594 1,138,073 714
宮城	70,542 34,855,033 494	8,830 4,589,883 520	6,686 3,631,574 543	7,563 4,104,731 543	4,415 2,739,265 620	5,182 3,279,990 633
東京	36 21,483 597	1 0 0		24 14,238 593		
山口	18 3,150 175					

上段：数量=kg
 单位 中断：金額=円
 下段：単価=円

9月	10月	11月	12月	1月	2月	3月
10	51	56	18	30	24	88
7,350	44,415	41,895	15,120	23,940	19,530	70,875
735	871	748	840	798	814	805
10	6	10	10	10	10	10
9,450	9,450	10,878	9,450	9,450	9,450	9,450
945	1,575	1,088	945	945	945	945
					6	
					3,150	
					525	
501	317	486	619	573	523	770
586,962	425,568	594,514	767,215	496,024	432,812	664,494
1,172	1,342	1,223	1,239	866	828	863
37	10	5	16	13	3	
53,130	46,936	4,200	19,425	15,855	3,150	
1,436	4,694	840	1,214	1,220	1,050	
188	322	233	351	113	209	182
1,047,900	1,640,363	1,178,339	1,737,926	556,696	898,122	666,024
5,574	5,094	5,057	4,951	4,927	4,297	3,659
4	1					
49,875	31,500					
12,469	31,500					
2	98	160	249	28	140	82
10,500	465,413	816,115	1,176,911	132,065	664,812	393,549
5,250	4,749	5,101	4,727	4,717	4,749	4,799
182	223	73	102	85	69	100
987,525	1,143,450	362,224	561,015	424,631	233,310	272,475
5,426	5,128	4,962	5,500	4,996	3,381	2,725
874	1,070	899	785	735	841	1,001
441,840	515,918	485,712	419,266	374,956	392,072	428,212
506	482	540	534	510	466	428
858	998	895	785	735	817	1,001
431,760	456,068	481,218	419,266	374,956	376,952	428,212
503	457	538	534	510	461	428
16	72				24	
10,080	59,850				15,120	
630	831				630	
		4				
		4,494				
		1,124				
6,469	5,049	4,461	3,371	4,953	10,937	15,772
4,039,389	2,986,707	2,626,175	2,135,391	2,684,908	3,578,105	5,657,956
624	592	589	633	542	327	359
100	385	505	450	310	215	266
73,500	166,872	204,490	200,289	138,601	106,575	123,743
735	433	405	445	447	496	465
1,503	1,429	1,144	984	893	1,466	2,575
910,849	769,208	689,767	685,203	596,790	765,054	1,240,849
606	538	603	696	668	522	482
4,703	3,101	2,694	1,855	3,616	9,130	12,767
2,959,784	1,968,995	1,662,098	1,201,578	1,869,003	2,642,035	4,206,097
629	635	617	648	517	289	329
				9	2	
				5,670	1,575	
				630	788	
					18	
					3,150	
					175	

(1) 鮮魚

品目別・出荷地	計	4月	5月	6月	7月	8月
わかめ	1,775	193	187	171	154	178
熊本	1,048,261	115,416	116,613	101,178	93,114	105,084
	591	598	624	592	605	590
鹿児島	6	6				
	16,800	16,800				
	2,800	2,800				
その他藻類	106,550	8,175	9,681	11,021	9,890	11,073
合計	62,696,656	4,847,188	5,787,579	6,488,054	6,217,555	6,645,490
平均単価	588	593	598	589	629	600
福島	7,489	460	693	650	527	474
	4,846,685	306,600	421,365	398,160	398,517	336,840
	647	667	608	613	756	711
北海道	14					
	6,195					
	443					
青森	79	55	3		2	
	106,808	62,812	3,150		2,520	
	1,352	1,142	1,050		1,260	
岩手	1,160	638	36	60	15	
	199,659	124,678	6,930	9,450	3,150	
	172	195	193	158	210	
宮城	7,607	490	292	248	1,107	566
	5,129,285	620,765	245,280	207,270	763,026	342,573
	674	1,267	840	836	689	605
秋田	220	25	27	45	54	30
	404,250	47,250	56,700	94,500	103,950	56,700
	1,838	1,890	2,100	2,100	1,925	1,890
山形	7		7			
	4,347		4,347			
	621		621			
茨城	38	18	20			
	56,385	26,460	29,925			
	1,484	1,470	1,496			
埼玉	3,899	198	286	220	329	437
	957,852	47,628	68,796	52,920	84,672	105,840
	246	241	241	241	257	242
千葉	9,329	755	906	1,323	902	1,432
	5,843,243	437,325	513,450	737,521	503,003	783,573
	626	579	567	557	558	547
東京	4		4			
	0		0			
	0		0			
神奈川	20					
	13,231					
	662					
新潟	219	10	16	44	7	9
	135,242	4,725	9,713	24,728	12,285	10,553
	618	473	607	562	1,755	1,173
石川	2,093	244	196	208	165	160
	1,574,055	178,920	146,160	154,350	121,905	121,590
	752	733	746	742	739	760
静岡	727	126	108	90	68	59
	481,815	83,792	71,823	59,536	44,890	38,904
	663	665	665	662	660	659
愛知	10,510	948	923	970	950	1,082
	5,654,336	518,175	504,737	526,575	497,679	581,490
	538	547	547	543	524	537
三重	3,856	259	258	349	284	355
	2,467,469	165,060	170,331	226,958	181,440	224,280
	640	637	660	650	639	632
広島	2,340	168	176	220	274	270
	1,251,285	90,720	99,645	123,480	124,740	148,680
	535	540	566	561	455	551
山口	379	84	30	20	30	25
	330,540	75,075	24,570	16,380	24,570	20,475
	872	894	819	819	819	819

上段：数量=kg
 单位 中断：金額=円
 下段：単価=円

9月	10月	11月	12月	1月	2月	3月
163 95,256 584	134 81,632 609	118 69,820 592	82 48,321 589	125 74,844 599	106 59,716 563	164 87,267 532
9,274 5,735,612 618	7,461 4,367,770 585	6,420 3,752,412 584	6,340 3,643,525 575	5,712 3,451,180 604	9,070 5,148,896 568	12,433 6,611,395 532
419 317,478 758	486 343,035 706	408 281,190 689	411 275,825 671	351 238,665 680	1,335 777,735 583	1,275 751,275 589
					5 5,250 1,050	9 945 105
		5 10,500 2,100		6 14,438 2,406	2 7,088 3,544	6 6,300 1,050
				30 5,460 182	10 1,575 158	371 48,416 131
567 445,662 786	160 134,400 840	131 132,720 1,013	88 73,920 840	137 241,794 1,765	1,506 809,345 537	2,315 1,112,530 481
10 18,900 1,890	5 9,450 1,890					24 16,800 700
474 121,716 257	373 89,964 241	402 100,548 250	264 63,504 241	264 63,504 241	286 68,796 241	366 89,964 246
852 556,763 653	459 339,088 739	432 312,680 724	450 325,689 724	429 328,104 765	668 488,418 731	721 517,629 718
		5 3,308 662	15 9,923 662			
11 4,725 430	10 5,250 525	35 20,370 582	29 15,803 545	19 10,815 569	20 11,550 578	9 4,725 525
134 97,650 729	148 113,400 766	167 129,465 775	229 177,975 777	112 88,830 793	153 113,715 743	177 130,095 735
41 26,935 657	41 26,935 657	27 17,956 665	18 11,972 665	27 17,799 659	63 42,369 673	59 38,904 659
934 496,440 532	741 391,755 529	797 430,395 540	1,116 603,540 541	362 199,500 551	687 375,165 546	1,000 528,885 529
368 235,620 640	399 253,260 635	428 273,420 639	384 244,440 637	189 120,960 640	284 181,440 639	299 190,260 636
230 127,260 553	202 108,360 536	162 88,200 544	186 99,540 535	122 65,520 537	148 79,380 536	182 95,760 526
50 40,950 819	30 24,570 819	30 28,350 945	25 23,625 945	15 14,175 945	20 18,900 945	20 18,900 945

(1) 鮮魚

品目別・出荷地	計	4月	5月	6月	7月	8月
その他藻類	25		5	4		4
福岡	170,100		33,075	23,625		28,350
	6,804		6,615	5,906		7,088
熊本	56,194	3,697	5,630	6,491	5,100	6,100
	31,452,628	2,057,203	3,151,664	3,491,897	2,951,032	3,493,598
	560	556	560	538	579	573
沖縄	341		65	79	76	70
	1,611,246		225,918	340,704	400,176	352,044
	4,725		3,476	4,313	5,265	5,029
その他鮮魚	264,871	22,344	25,694	24,664	19,566	11,027
合計	208,707,462	17,976,222	17,062,857	16,549,647	15,347,438	9,629,168
平均単価	788	805	664	671	784	873
福島	4,150	515	378	166	448	294
	4,218,415	444,007	339,857	273,935	487,025	391,067
	1,016	862	899	1,650	1,087	1,330
北海道	31,076	1,023	2,608	1,917	427	1,176
	22,671,560	670,565	1,240,261	979,372	264,175	492,960
	730	655	476	511	619	419
青森	27,654	1,034	2,588	2,728	2,359	1,223
	21,809,867	536,544	1,456,854	1,805,082	1,730,995	1,241,934
	789	519	563	662	734	1,015
岩手	15,971	891	1,209	1,010	1,692	1,251
	8,604,522	490,577	509,599	363,784	877,488	573,208
	539	551	422	360	519	458
宮城	20,677	1,105	2,347	3,748	2,445	1,670
	13,516,553	1,087,461	1,372,615	1,643,886	1,113,582	919,054
	654	984	585	439	455	550
秋田	1,030	280	138	118	15	9
	792,630	188,650	100,345	109,747	16,590	16,443
	770	674	727	930	1,106	1,827
山形	1,467	181	755	341		
	835,773	142,339	486,043	111,053		
	570	786	644	326		
茨城	16,769	444	33	1,362	95	36
	14,327,614	697,343	40,562	1,324,569	80,031	38,768
	854	1,571	1,229	973	842	1,077
埼玉	1,309	112	83	86	94	149
	2,790,754	218,484	187,530	213,119	257,775	421,365
	2,132	1,951	2,259	2,478	2,742	2,828
千葉	18,809	1,710	1,224	1,614	1,358	135
	15,827,007	1,760,025	1,154,573	1,305,640	1,022,187	197,145
	841	1,029	943	809	753	1,460
東京	3,361	409	142	250	196	221
	5,982,676	422,761	335,513	576,639	469,598	538,233
	1,780	1,034	2,363	2,307	2,396	2,435
神奈川	2,393	227	793	106	359	22
	1,655,768	144,208	487,644	66,518	268,700	16,590
	692	635	615	628	748	754
新潟	2,708	251	413	292	227	163
	2,254,523	328,044	395,964	215,863	255,986	249,417
	833	1,307	959	739	1,128	1,530
富山	3,578	24		395	48	85
	1,490,505	39,029		112,770	10,920	51,740
	417	1,626		285	228	609
石川	1,199	293	708	180		
	834,431	190,535	513,072	102,474		
	696	650	725	569		
福井	1,020	9				352
	512,386	11,340				229,341
	502	1,260				652
静岡	13,642	2,406	1,178	469	212	44
	9,038,880	1,480,136	651,642	314,508	149,803	32,404
	663	615	553	671	707	736
愛知	42,992	6,815	5,870	6,003	1,673	221
	21,807,276	3,853,603	2,740,264	2,808,997	925,524	217,560
	507	565	467	468	553	984

上段：数量=kg
 单位 中断：金額=円
 下段：単価=円

9月	10月	11月	12月	1月	2月	3月
4	4	4				
28,350	28,350	28,350				
7,088	7,088	7,088				
5,129	4,403	3,387	3,125	3,649	3,883	5,600
2,924,759	2,499,953	1,894,960	1,717,769	2,041,616	2,168,170	3,060,007
570	568	559	550	560	558	546
51						
292,404						
5,733						
18,125	22,032	27,230	28,451	23,907	19,868	21,963
13,982,646	19,435,966	20,303,785	23,888,360	16,874,389	17,779,186	19,877,798
771	882	746	840	706	895	905
486	490	406	243	258	266	200
433,338	534,130	370,607	278,844	127,140	200,551	337,914
892	1,090	913	1,148	493	754	1,690
919	3,090	6,598	6,513	3,642	1,928	1,235
1,226,227	2,420,035	4,818,230	5,576,117	2,599,197	1,561,880	822,541
1,334	783	730	856	714	810	666
446	1,533	2,151	3,972	5,463	2,541	1,616
1,049,154	3,360,717	2,036,466	2,993,191	2,948,299	1,399,848	1,250,783
2,352	2,192	947	754	540	551	774
533	1,142	985	2,198	2,074	1,449	1,537
481,262	910,341	623,487	919,475	985,929	975,555	893,817
903	797	633	418	475	673	582
1,287	1,169	1,882	2,166	766	1,159	933
715,794	860,039	1,251,785	1,671,306	733,697	1,205,355	941,979
556	736	665	772	958	1,040	1,010
35	180	52	59	100	12	32
55,892	26,460	13,545	165,628	39,312	5,670	54,348
1,597	147	260	2,807	393	473	1,698
		10			180	
		4,200			92,138	
		420			512	
2,691	2,836	4,036	2,197	1,137	1,580	322
2,072,185	2,243,221	2,777,274	2,131,437	979,271	1,435,170	507,783
770	791	688	970	861	908	1,577
124	242	256	147	16		
318,360	399,410	429,723	320,838	24,150		
2,567	1,650	1,679	2,183	1,509		
754	495	1,671	1,888	2,759	2,657	2,544
603,584	466,621	1,062,588	1,574,182	1,991,552	2,223,084	2,465,826
801	943	636	834	722	837	969
154	405	843	294	137	156	154
377,794	499,224	710,106	807,357	316,870	407,002	521,579
2,453	1,233	842	2,746	2,313	2,609	3,387
	113	692	5	55	21	
	133,455	396,587	7,875	57,016	77,175	
	1,181	573	1,575	1,037	3,675	
57	741	61		195	52	256
54,611	207,785	13,157		221,046	23,967	288,683
958	280	216		1,134	461	1,128
99	962	104	64	1,361	360	76
18,428	270,497	48,794	21,725	693,528	190,734	32,340
186	281	469	339	510	530	426
		6				12
		9,450				18,900
		1,575				1,575
180	474	5				
112,098	156,667	2,940				
623	331	588				
726	1,758	1,036	935	1,903	1,184	1,791
395,468	1,279,685	611,191	587,250	1,144,107	960,363	1,432,323
545	728	590	628	601	811	800
3,670	2,428	3,534	2,851	2,101	2,483	5,343
1,459,758	1,160,958	1,521,822	1,288,691	1,118,519	1,348,155	3,363,425
398	478	431	452	532	543	630

(1) 鮮魚

品目別・出荷地	計	4月	5月	6月	7月	8月
その他鮮魚	6,878	1,161	606	72	756	756
三重	5,918,259	1,097,145	567,630	62,055	644,175	627,165
	860	945	937	862	852	830
京都	41 50,295 1,227					
大阪	48 48,972 1,020					
兵庫	286 1,285,883 4,496	26 119,333 4,590	24 110,880 4,620	12 55,440 4,620	21 96,390 4,590	18 83,160 4,620
和歌山	24 31,332 1,306					
広島	28 61,952 2,213					
山口	7,246 9,573,865 1,321	570 840,041 1,474	1,051 996,647 948	675 752,139 1,114	355 414,572 1,168	51 72,215 1,416
香川	38 173,052 4,554					
愛媛	286 211,062 738					
福岡	6,420 7,452,961 1,161	16 81,859 5,116	648 496,610 766	585 590,696 1,010	771 825,823 1,071	721 831,235 1,153
佐賀	100 63,263 633					
長崎	11,002 11,523,829 1,047	795 947,196 1,191	774 729,646 943	945 887,472 939	808 843,902 1,044	501 509,969 1,018
熊本	989 3,234,497 3,270	59 64,932 1,101	54 63,000 1,167	163 151,715 931	98 90,983 928	60 66,780 1,113
大分	46 102,219 2,222					
宮崎	11,409 7,625,000 668	432 428,433 992	96 123,282 1,284	141 48,174 342	4,038 2,951,559 731	1,575 1,413,627 898
鹿児島	10,225 12,379,881 1,211	1,556 1,691,632 1,087	1,974 1,962,824 994	1,286 1,674,000 1,302	1,071 1,549,655 1,447	294 397,788 1,353
その他 合計	12,531 16,419,037	842 675,480	553 504,675	507 507,668	377 399,555	845 954,860
平均単価	1,310	802	913	1,001	1,060	1,130
福島	18 70,875 3,938					
北海道	1,448 4,438,566 3,065		24 20,318 847	24 16,616 692	6 9,450 1,575	78 267,750 3,433
青森	446 1,515,010 3,397		28 13,650 488	18 8,993 500		
岩手	19 15,557 819					
宮城	623 2,178,383 3,497	23 95,550 4,154	29 114,219 3,939	42 163,275 3,888	40 155,337 3,883	42 162,225 3,863

上段：数量=kg
 单位 中断：金額=円
 下段：単価=円

9月	10月	11月	12月	1月	2月	3月
794	1,039	360	72			1,262
680,022	861,147	293,265	47,250			1,038,405
856	829	815	656			823
				32		9
				42,735		7,560
				1,335		840
					30	18
					32,508	16,464
					1,084	915
21	30	35	24	12	36	27
97,020	112,770	154,140	110,250	55,440	166,320	124,740
4,620	3,759	4,404	4,594	4,620	4,620	4,620
	24					
	31,332					
	1,306					
						28
						61,952
						2,213
373	570	591	731	603	1,075	601
363,230	595,248	583,960	1,105,645	821,397	2,147,755	881,016
974	1,044	988	1,513	1,362	1,998	1,466
	1	1	4	11	9	12
	6,930	5,775	17,325	49,603	39,659	53,760
	6,930	5,775	4,331	4,509	4,407	4,480
	126	28		4	14	114
	42,210	26,912		10,500	10,217	121,223
	335	961		2,625	730	1,063
485	494	703	520	298	291	888
487,171	555,786	751,855	831,026	675,047	429,170	896,683
1,004	1,125	1,069	1,598	2,265	1,475	1,010
						100
						63,263
						633
897	730	826	907	609	1,567	1,643
971,335	779,621	841,418	933,251	630,945	1,676,652	1,772,422
1,083	1,068	1,019	1,029	1,036	1,070	1,079
	48	111	224	56	55	61
	280,183	517,877	1,090,008	309,593	289,885	309,541
	5,837	4,666	4,866	5,528	5,271	5,074
1			11	15	2	17
420			26,733	33,328	6,615	35,123
420			2,430	2,222	3,308	2,066
2,748	386	-1	1,914	4	3	73
1,438,556	300,138	-1,774	845,074	4,305	3,360	70,266
523	778	1,774	442	1,076	1,120	963
645	526	248	512	296	758	1,059
570,939	941,356	428,405	537,882	261,863	870,398	1,493,139
885	1,790	1,727	1,051	885	1,148	1,410
830	1,731	1,314	1,483	868	1,486	1,695
1,568,354	4,197,565	1,897,735	1,572,544	836,810	1,596,700	1,707,091
1,890	2,425	1,444	1,060	964	1,074	1,007
	18					
	70,875					
	3,938					
308	585	143	107	8	98	67
1,125,915	2,133,180	256,935	287,312	10,080	134,610	176,400
3,656	3,646	1,797	2,685	1,260	1,374	2,633
2	261	110	9		9	9
3,780	1,003,055	424,306	45,413		9,975	5,838
1,890	3,843	3,857	5,046		1,108	649
				2	17	
				2,363	13,194	
				1,182	776	
32	148	86	38	27	82	34
124,131	429,576	294,714	148,113	91,896	267,803	131,544
3,879	2,903	3,427	3,898	3,404	3,266	3,869

(1) 鮮魚

品目別・出荷地	計	4月	5月	6月	7月	8月
その他	137					
茨城	453,075					
	3,307					
千葉	4,786	358	259	349	323	214
	4,296,337	263,739	187,593	244,893	217,928	184,843
	898	737	724	702	675	864
東京	245	12	11	14	8	26
	538,848	21,351	17,800	26,641	16,840	65,047
	2,199	1,779	1,618	1,903	2,105	2,502
神奈川	4,670	445	185			485
	2,663,325	261,450	108,255			274,995
	570	588	585			567
福井	1	0	1			
	22,680	11,340	11,340			
	22,680	0	11,340			
静岡	110		12	60		
	76,441		9,450	47,250		
	695		788	788		
愛知	24	4	4			
	134,820	22,050	22,050			
	5,618	5,513	5,513			
鳥取	4					
	15,120					
	3,780					
解凍ばち	2					
合計	5,985					
平均単価	2,993					
宮城	2					
	5,985					
	2,993					

上段：数量=kg
 单位 中断：金額=円
 下段：単価=円

9月	10月	11月	12月	1月	2月	3月
	36	101				
	116,550	336,525				
	3,238	3,332				
183	249	239	710	329	723	850
133,613	180,233	178,606	660,642	397,710	775,208	871,329
730	724	747	930	1,209	1,072	1,025
10	14	25	45	22	33	25
13,650	23,016	60,779	92,754	62,601	78,390	59,979
1,365	1,644	2,431	2,061	2,846	2,375	2,399
295	420	610	570	480	520	660
167,265	241,080	345,870	323,190	272,160	294,840	374,220
567	574	567	567	567	567	567
						38
						19,741
						520
					4	12
					22,680	68,040
					5,670	5,670
			4			
			15,120			
			3,780			
						2
						5,985
						2,993
						2
						5,985
						2,993

(2) 冷凍

品目別・出荷地	計	4月	5月	6月	7月	8月
冷あじ	45,806	4,001	3,197	4,077	4,909	2,153
合計	13,880,830	1,392,783	1,096,358	1,313,099	1,313,823	630,420
平均単価	303	348	343	322	268	293
福島	626 108,676 174				8 5,040 630	
宮城	1,999 1,211,438 606	86 50,715 590	147 93,398 635	619 356,160 575	128 103,320 807	80 40,425 505
千葉	62 36,288 585	10 6,930 693				
東京	43,104 12,518,653 290	3,905 1,335,138 342	3,050 1,002,960 329	3,458 956,939 277	4,773 1,205,463 253	2,058 584,220 284
長崎	15 5,775 385					15 5,775 385
冷さば	233,729	8,588	12,794	13,149	13,103	11,221
合計	93,661,255	4,714,628	6,552,049	5,999,960	6,375,607	6,049,765
平均単価	401	549	512	456	487	539
福島	21,813 8,289,564 380	1,120 562,255 502	1,063 561,798 529	3,179 519,914 164	852 439,115 515	810 434,181 536
青森	9,525 3,965,799 416	650 336,945 518	1,765 757,575 429	680 354,375 521	1,050 402,045 383	1,330 409,763 308
宮城	71,184 18,647,102 262	540 292,845 542	1,175 708,855 603	345 204,855 594	350 199,343 570	930 480,273 516
茨城	11,540 5,915,543 513	1,030 508,305 494	1,160 589,470 508	1,025 506,100 494	1,065 525,578 494	880 434,280 494
千葉	5,660 2,633,925 465	50 33,075 662	70 46,305 662	50 33,075 662	140 90,720 648	190 125,685 662
東京	112,667 53,418,357 474	4,878 2,787,268 571	7,541 3,875,866 514	7,870 4,381,641 557	9,646 4,718,806 489	7,081 4,165,583 588
三重	1,000 584,850 585					
福岡	340 206,115 606	320 193,935 606	20 12,180 609			
冷さんま	283,381	7,318	7,719	8,972	6,112	37,061
合計	53,089,753	2,142,032	2,033,383	2,229,422	1,721,747	7,336,882
平均単価	187	293	263	248	282	198
福島	111,743 30,546,279 273	6,795 1,881,893 277	6,656 1,688,194 254	6,455 1,668,668 259	5,501 1,456,778 265	5,430 1,642,888 303
北海道	30,048 4,238,063 141				38 15,750 414	30,010 4,222,313 141
青森	100 26,250 263					50 15,750 315
宮城	3,015 627,953 208		300 66,150 221	2,140 371,753 174	150 25,200 168	160 23,835 149
茨城	5,332 2,002,600 376	333 120,069 361	423 144,849 342	210 80,641 384	243 97,809 403	339 136,448 403
千葉	126,000 8,636,670 69					

上段：数量=kg
 单位 中断：金額=円
 下段：単価=円

9月	10月	11月	12月	1月	2月	3月
2,207 729,834 331	4,306 1,148,774 267	3,393 984,807 290	4,072 1,192,874 293	5,365 1,656,240 309	6,502 1,969,886 303	1,624 451,932 278
	575 90,563 158	43 13,073 304				
148 93,345 631	48 55,860 1,164	10 5,250 525	190 148,890 784	168 88,200 525	242 129,150 534	133 46,725 351
	32 16,128 504	20 13,230 662				
2,059 636,489 309	3,651 986,223 270	3,320 953,254 287	3,882 1,043,984 269	5,197 1,568,040 302	6,260 1,840,736 294	1,491 405,207 272
9,023 4,871,519 540	16,922 7,319,265 433	22,847 9,143,665 400	25,324 12,530,971 495	11,915 4,667,234 392	48,917 12,062,245 247	39,926 13,374,347 335
942 519,718 552	1,469 750,712 511	1,350 688,276 510	2,733 884,474 324	1,139 581,866 511	5,539 1,464,175 264	1,617 883,080 546
780 405,300 520	605 333,480 551	875 401,310 459	410 152,670 372	490 160,861 328	420 112,875 269	470 138,600 295
950 568,681 599	629 345,062 549	4,930 996,030 202	4,055 2,387,175 589	4,400 1,078,392 245	36,550 7,283,136 199	16,330 4,102,455 251
860 423,675 493	720 352,380 489	820 404,670 494	960 473,760 494	710 350,385 494	670 329,910 492	1,640 1,017,030 620
140 92,610 662	430 257,775 599	3,460 1,282,470 371	360 224,385 623	390 220,500 565	110 57,540 523	270 169,785 629
5,351 2,861,535 535	13,069 5,279,856 404	11,412 5,370,909 471	16,306 8,049,407 494	4,786 2,275,230 475	5,628 2,814,609 500	19,099 6,837,647 358
			500 359,100 718			500 225,750 452
10,407 4,946,223 475	7,496 2,487,126 332	103,971 9,594,577 92	65,356 12,042,281 184	7,918 2,152,713 272	10,236 3,217,358 314	10,815 3,186,009 295
6,668 1,665,865 250	5,938 1,509,311 254	9,784 2,376,496 243	31,096 8,955,362 288	7,327 1,713,683 234	9,855 3,060,985 311	10,238 2,926,156 286
50 10,500 210						
10 15,540 1,554						255 125,475 492
850 322,667 380	873 334,165 383	672 270,483 403	540 182,913 339	315 109,571 348	321 120,295 375	213 82,690 388
		93,000 6,280,470 68	33,000 2,356,200 71			

(2) 冷凍

品目別・出荷地	計	4月	5月	6月	7月	8月
冷さんま	7,143	190	340	167	180	1,072
東京	7,011,938	140,070	134,190	108,360	126,210	1,295,648
	982	737	395	649	701	1,209
冷かれい	238,337	27,671	17,427	17,867	19,158	17,797
合計	138,431,170	11,500,291	10,378,255	10,325,047	11,225,793	10,510,228
平均単価	581	416	596	578	586	591
福島	37,587	2,893	2,982	2,843	2,867	4,843
	20,417,102	1,596,327	1,608,037	1,502,174	1,550,678	2,496,024
	543	552	539	528	541	515
北海道	67					
	103,000					
	1,537					
宮城	132,240	20,190	8,657	11,309	13,043	7,753
	73,845,673	7,320,175	5,122,810	6,554,630	7,524,905	4,418,897
	558	363	592	580	577	570
東京	52,371	3,226	5,243	2,307	2,661	3,950
	37,520,040	1,978,863	3,389,486	1,717,076	1,915,335	3,095,149
	716	613	646	744	720	784
新潟	50	50				
	22,050	22,050				
	441	441				
三重	15,784	1,312	545	1,408	587	1,251
	6,371,391	582,876	257,922	551,167	234,875	500,158
	404	444	473	391	400	400
兵庫	8					
	12,264					
	1,533					
福岡	230					
	139,650					
	607					
冷たい	208,170	29,298	7,938	4,491	13,707	33,606
合計	109,247,339	15,965,699	4,791,923	3,049,731	7,866,070	15,020,464
平均単価	525	545	604	679	574	447
福島	2,642	20				
	2,201,570	23,520				
	833	1,176				
青森	1,441		90	240	110	426
	1,221,645		80,325	215,460	95,445	348,096
	848		893	898	868	817
宮城	188,547	28,613	6,917	3,204	12,600	32,582
	90,364,878	15,285,440	3,805,849	1,775,574	6,760,210	13,987,123
	479	534	550	554	537	429
埼玉	800	90	50	70	40	20
	729,540	81,690	47,250	64,680	37,800	18,900
	912	908	945	924	945	945
東京	14,144	543	829	865	925	546
	14,078,244	531,369	800,119	899,937	928,935	622,665
	995	979	965	1,040	1,004	1,140
神奈川	260		20	80		
	170,982		14,700	50,400		
	658		735	630		
石川	336	32	32	32	32	32
	480,480	43,680	43,680	43,680	43,680	43,680
	1,430	1,365	1,365	1,365	1,365	1,365
冷赤魚	475,978	34,544	35,277	29,341	27,754	32,037
合計	241,648,237	19,177,622	20,205,772	16,490,689	15,305,187	18,186,012
平均単価	508	555	573	562	551	568
福島	97,314	6,924	8,029	7,642	6,762	9,683
	60,539,079	4,586,781	5,299,912	4,887,636	4,275,132	6,241,022
	622	662	660	640	632	645
北海道	22,610	3,885	6,006	2,499	2,394	966
	12,397,350	2,188,254	3,281,053	1,429,070	1,329,843	537,449
	548	563	546	572	555	556
宮城	172,363	11,146	10,283	6,053	7,449	6,053
	65,772,679	5,117,212	4,722,652	2,749,283	3,353,295	2,925,757
	382	459	459	454	450	483

上段：数量=kg
 单位 中断：金額=円
 下段：単価=円

9月	10月	11月	12月	1月	2月	3月
2,829	685	515	720	276	60	109
2,931,651	643,650	667,128	547,806	329,459	36,078	51,688
1,036	940	1,295	761	1,194	601	474
14,719	22,299	21,001	23,184	15,832	20,808	20,574
8,721,985	13,768,508	12,919,395	14,479,050	9,736,045	12,003,390	12,863,183
593	617	615	625	615	577	625
2,752	3,130	2,778	3,811	2,555	3,173	2,960
1,563,914	1,797,623	1,519,163	2,037,123	1,384,783	1,735,483	1,625,773
568	574	547	535	542	547	549
			25	30	12	
			36,488	55,125	11,387	
			1,460	1,838	949	
8,412	12,765	12,047	8,822	7,847	11,363	10,032
4,974,552	7,903,212	7,212,933	5,950,847	4,859,253	6,155,145	5,848,314
591	619	599	675	619	542	583
2,516	4,581	5,296	8,736	4,680	4,550	4,625
1,789,191	3,445,464	3,857,284	5,807,458	3,107,709	3,492,879	3,924,146
711	752	728	665	664	768	848
1,039	1,815	850	1,690	720	1,610	2,957
394,328	609,945	311,115	578,884	329,175	555,996	1,464,950
380	336	366	343	457	345	495
	8					
	12,264					
	1,533					
		30	100		100	
		18,900	68,250		52,500	
		630	683		525	
63,136	7,565	9,492	13,657	7,413	6,171	11,696
27,867,147	4,947,369	5,336,244	8,836,380	4,427,876	4,355,716	6,782,720
441	654	562	647	597	706	580
266	290	257	495	528	396	390
153,617	192,991	187,818	674,649	478,899	285,025	205,051
578	665	731	1,363	907	720	526
335	95	60				85
291,323	81,323	47,303				62,370
870	856	788				734
61,133	5,302	7,817	10,907	5,664	4,086	9,722
25,943,269	2,900,266	3,943,092	5,799,091	2,841,440	2,316,534	5,006,990
424	547	504	532	502	567	515
50	50	130	30	120	40	110
47,250	47,565	121,380	25,200	113,400	37,800	86,625
945	951	934	840	945	945	788
1,300	1,756	1,208	2,157	1,041	1,617	1,357
1,373,308	1,660,712	1,021,951	2,235,380	953,187	1,672,677	1,378,004
1,056	946	846	1,036	916	1,034	1,015
20	40	20	20	60		
14,700	20,832	14,700	14,700	40,950		
735	521	735	735	683		
32	32		48		32	32
43,680	43,680		87,360		43,680	43,680
1,365	1,365		1,820		1,365	1,365
25,549	33,495	28,214	95,638	55,840	38,121	40,168
14,212,581	17,319,389	14,837,174	39,629,392	25,326,872	19,331,367	21,626,180
556	517	526	414	454	507	538
8,053	7,399	6,166	12,910	7,673	6,252	9,821
4,879,310	4,447,286	3,827,648	7,512,740	4,757,828	3,857,260	5,966,524
606	601	621	582	620	617	608
	630	630	1,365	1,050	945	2,240
	373,086	368,125	720,596	551,254	487,749	1,130,871
	592	584	528	525	516	505
3,088	10,576	8,136	59,009	27,935	14,358	8,277
1,522,731	4,386,767	3,322,402	19,557,489	9,089,367	5,496,145	3,529,579
493	415	408	331	325	383	426

(2) 冷凍

品目別・出荷地	計	4月	5月	6月	7月	8月
冷赤魚	178,693	10,447	9,573	12,307	10,729	15,167
東京	100,341,195	6,176,919	6,189,058	6,985,905	6,130,827	8,383,220
	562	591	647	568	571	553
三重	4,998	2,142	1,386	840	420	168
	2,597,934	1,108,456	713,097	438,795	216,090	98,564
	520	517	515	522	515	587
冷さけ	139,316	10,747	8,778	15,320	10,118	9,088
合計	84,683,043	7,049,985	6,318,321	9,290,918	5,843,627	4,554,781
平均単価	608	656	720	606	578	501
福島	25,523	2,163	1,386	1,487	1,254	2,213
	16,865,257	1,316,670	1,237,012	1,203,078	1,088,208	647,797
	661	609	893	809	868	293
北海道	690	190	200	300		
	497,175	137,970	146,265	212,940		
	721	726	731	710		
青森	40					
	22,260					
	557					
宮城	24,187	3,565	1,909	6,499	2,054	1,275
	12,854,427	2,072,550	1,115,062	3,333,726	1,106,653	632,103
	531	581	584	513	539	496
茨城	380					
	256,423					
	675					
埼玉	422					
	460,864					
	1,092					
千葉	199	28	16	6	3	
	219,912	29,820	12,936	29,400	14,700	
	1,105	1,065	809	4,900	4,900	
東京	80,119	4,051	4,542	6,503	6,251	4,700
	49,808,194	3,066,146	3,398,854	4,253,209	3,354,346	2,868,006
	622	757	748	654	537	610
三重	7,750	750	725	525	550	900
	3,686,561	426,829	408,192	258,565	267,750	406,875
	476	569	563	493	487	452
福岡	6				6	
	11,970				11,970	
	1,995				1,995	
冷ます	53,294	4,241	4,736	4,546	3,596	4,045
合計	53,458,317	4,678,419	4,802,223	4,767,376	3,913,530	4,042,461
平均単価	1,003	1,103	1,014	1,049	1,088	999
福島	1,403	58	684	494		39
	1,628,333	71,925	656,725	617,128		29,295
	1,161	1,240	960	1,249		751
北海道	1,220		100	200	100	100
	475,230		45,150	90,300	45,150	45,150
	390		452	452	452	452
青森	110					
	113,190					
	1,029					
宮城	13,503	2,294	1,680	1,021	777	725
	13,793,904	2,410,433	1,639,057	1,148,431	1,087,585	804,511
	1,022	1,051	976	1,125	1,400	1,110
千葉	1,172	101	44	85	139	80
	1,161,510	99,881	44,756	81,244	137,104	78,750
	991	989	1,017	956	986	984
東京	35,386	1,788	2,228	2,746	2,580	3,101
	35,951,200	2,096,180	2,416,535	2,830,273	2,643,691	3,084,755
	1,016	1,172	1,085	1,031	1,025	995
三重	500					
	334,950					
	670					
冷たら	49,174	2,414	1,678	2,316	3,372	4,220
合計	58,173,610	3,328,119	2,288,666	3,094,551	4,031,107	4,567,103
平均単価	1,183	1,379	1,364	1,336	1,195	1,082

上段：数量=kg
 单位 中断：金額=円
 下段：単価=円

9月	10月	11月	12月	1月	2月	3月
14,366 7,787,608 542	14,890 8,112,250 545	13,282 7,318,999 551	22,354 11,838,567 530	19,182 10,928,423 570	16,566 9,490,213 573	19,830 10,999,206 555
42 22,932 546						
8,994 5,565,268 619	12,097 7,418,271 613	12,584 7,721,244 614	18,165 10,035,718 552	9,729 5,906,152 607	9,761 6,233,505 639	13,935 8,745,253 628
1,012 1,000,986 989	1,359 1,199,530 883	2,249 1,803,583 802	5,711 2,513,174 440	2,077 1,585,345 763	2,623 1,825,268 696	1,989 1,444,606 726
		40 22,260 557				
2,161 1,051,708 487	2,189 1,138,096 520	1,925 880,325 457	1,085 573,935 529	652 373,868 573	150 102,377 683	723 474,024 656
				208 123,871 596	172 132,552 771	
		14 15,656 1,118	408 445,208 1,091			
2 0 0	64 59,136 924		24 22,176 924	40 36,960 924		16 14,784 924
5,319 3,294,699 619	7,810 4,725,934 605	7,956 4,820,395 606	10,137 6,129,475 605	6,177 3,544,608 574	6,366 3,976,433 625	10,307 6,376,089 619
500 217,875 436	675 295,575 438	400 179,025 448	800 351,750 440	575 241,500 420	450 196,875 438	900 435,750 484
2,647 2,647,525 1,000	3,854 3,695,846 959	5,253 4,832,172 920	8,555 7,846,379 917	4,729 4,428,432 936	3,497 3,729,971 1,067	3,595 4,073,983 1,133
33 32,761 993	6 5,250 875	22 21,000 955	67 194,249 2,899			
		20 6,930 347	200 69,300 347	150 51,975 347	150 51,975 347	200 69,300 347
					10 11,025 1,103	100 102,165 1,022
596 635,775 1,067	608 682,239 1,122	1,567 1,289,768 823	3,174 2,713,621 855	245 361,778 1,477	413 511,298 1,238	403 509,408 1,264
80 78,750 984	115 118,125 1,027	120 118,125 984	104 105,525 1,015	80 78,750 984	104 102,375 984	120 118,125 984
1,938 1,900,239 981	3,125 2,890,232 925	3,344 3,276,649 980	4,690 4,548,434 970	4,254 3,935,929 925	2,820 3,053,298 1,083	2,772 3,274,985 1,181
		180 119,700 665	320 215,250 673			
2,575 3,434,062 1,334	6,060 6,100,574 1,007	4,409 4,993,804 1,133	10,258 11,764,677 1,147	3,305 3,936,375 1,191	3,818 4,732,843 1,240	4,749 5,901,729 1,243

(2) 冷凍

品目別・出荷地	計	4月	5月	6月	7月	8月
冷たら	1,549	37	60	59	484	221
福島	2,051,816	89,496	110,985	98,393	509,060	250,671
	1,325	2,419	1,850	1,668	1,052	1,134
宮城	16,124	493	286	497	1,082	1,324
	18,752,686	398,257	394,538	635,963	1,223,424	1,437,402
	1,163	808	1,380	1,280	1,131	1,086
千葉	50					
	82,950					
	1,659					
東京	30,452	1,884	1,309	1,737	1,806	2,675
	36,250,485	2,840,366	1,747,422	2,330,427	2,298,623	2,879,030
	1,190	1,508	1,335	1,342	1,273	1,076
三重	999		23	23		
	1,035,673		35,721	29,768		
	1,037		1,553	1,294		
冷さわら	15,440	1,887	2,071	1,709	1,209	706
合計	10,207,462	1,381,268	1,392,222	1,098,437	809,877	517,052
平均単価	661	732	672	643	670	732
福島	2,636	355	255	160	122	67
	2,068,618	369,677	270,003	142,160	138,045	105,620
	785	1,041	1,059	889	1,132	1,576
宮城	20				10	
	28,245				9,975	
	1,412				998	
茨城	300		270	30		
	236,250		212,625	23,625		
	788		788	788		
東京	11,366	1,532	1,546	1,519	1,059	639
	6,966,939	1,011,591	909,594	932,652	655,557	411,432
	613	660	588	614	619	644
三重	1,100					
	901,110					
	819					
兵庫	18				18	
	6,300				6,300	
	350				350	
冷めぬけ	3,743	220	190	250	220	309
合計	3,415,966	287,700	232,050	282,450	253,575	411,600
平均単価	913	1,308	1,221	1,130	1,153	1,332
福島	39					39
	86,625					85,050
	2,221					2,181
宮城	3,504	210	130	250	200	180
	3,142,861	278,250	175,350	282,450	235,200	241,500
	897	1,325	1,349	1,130	1,176	1,342
東京	200	10	60		20	90
	186,480	9,450	56,700		18,375	85,050
	932	945	945		919	945
冷きす	7,370	681	595	635	733	609
合計	11,260,222	992,578	897,869	886,972	1,133,839	899,593
平均単価	1,528	1,458	1,509	1,397	1,547	1,477
茨城	7,226	675	595	635	733	551
	11,102,407	986,803	897,869	886,972	1,133,839	839,743
	1,536	1,462	1,509	1,397	1,547	1,524
千葉	20					15
	20,160					15,120
	1,008					1,008
東京	116	6				35
	128,205	5,775				35,280
	1,105	963				1,008
山口	8					8
	9,450					9,450
	1,181					1,181
冷にしん	9,972	483	1,085	1,741	349	377
合計	2,548,530	139,872	254,311	375,711	115,899	111,711
平均単価	256	290	234	216	332	296

上段：数量=kg
 单位 中断：金額=円
 下段：単価=円

9月	10月	11月	12月	1月	2月	3月
120 201,723 1,681	48 94,862 1,976	222 234,594 1,057	96 158,551 1,652	84 116,311 1,385	15 21,788 1,453	103 165,382 1,606
688 754,307 1,096	1,591 2,014,622 1,266	981 1,087,676 1,109	4,088 4,655,837 1,139	1,357 1,636,418 1,206	2,114 2,646,797 1,252	1,623 1,867,445 1,151
		10 17,325 1,733	30 48,825 1,628			10 16,800 1,680
1,722 2,399,446 1,393	4,421 3,991,090 903	2,878 3,344,388 1,162	5,454 6,319,687 1,159	1,864 2,183,646 1,171	1,689 2,064,258 1,222	3,013 3,852,102 1,278
45 78,586 1,746		318 309,821 974	590 581,777 986			
942 594,636 631	1,377 980,333 712	679 503,097 741	922 595,308 646	871 600,117 689	1,052 673,691 640	2,015 1,061,424 527
122 117,831 966	137 138,968 1,014	135 144,270 1,069	103 106,176 1,031	42 38,850 925	72 77,291 1,073	1,066 419,727 394
10 18,270 1,827						
810 458,535 566	1,240 841,365 679	544 358,827 660	769 449,757 585	629 402,507 640	430 160,650 374	649 374,472 577
			50 39,375 788	200 158,760 794	550 435,750 792	300 267,225 891
130 102,900 792	110 99,225 902	340 260,505 766	895 653,573 730	200 148,365 742	469 348,128 742	410 335,895 819
		0 1,575 0				
120 93,450 779	110 99,225 902	340 258,930 762	885 646,118 730	200 148,365 742	469 348,128 742	410 335,895 819
10 9,450 945			10 7,455 746			
626 1,023,704 1,635	430 715,290 1,663	540 855,333 1,584	728 1,136,945 1,562	478 763,015 1,596	665 943,316 1,419	650 1,011,768 1,557
621 1,018,664 1,640	430 715,290 1,663	540 855,333 1,584	728 1,136,945 1,562	478 763,015 1,596	665 943,316 1,419	575 924,618 1,608
5 5,040 1,008						
						75 87,150 1,162
369 116,110 315	391 125,601 321	635 177,408 279	453 129,134 285	281 88,431 315	1,628 392,349 241	2,180 521,993 239

(2) 冷凍

品目別・出荷地	計	4月	5月	6月	7月	8月
冷にしん	1,250	105	70	40	125	90
茨城	656,250	55,125	36,750	21,000	65,625	47,250
	525	525	525	525	525	525
東京	8,722	378	1,015	1,701	224	287
	1,892,280	84,747	217,561	354,711	50,274	64,461
	217	224	214	209	224	225
冷ほっけ	527,610	36,412	51,073	35,444	50,592	33,254
合計	205,203,398	14,616,485	19,804,054	14,040,379	18,591,034	12,881,458
平均単価	389	401	388	396	367	387
福島	45,451	5,958	4,271	4,768	3,206	4,084
	29,602,874	3,280,754	2,606,143	3,201,446	2,198,809	2,880,953
	651	551	610	671	686	705
北海道	3,012	10		10	338	260
	1,079,688	7,875		7,875	114,633	88,179
	358	788		788	339	339
宮城	478,138	30,004	46,766	30,622	47,048	28,902
	173,848,101	11,088,666	17,180,586	10,791,452	16,277,592	9,904,850
	364	370	367	352	346	343
東京	999	440	36	44		8
	666,435	239,190	17,325	39,606		7,476
	667	544	481	900		935
三重	10					
	6,300					
	630					
冷いか	211,645	27,574	22,821	20,399	26,368	29,186
合計	104,889,457	10,638,612	10,177,507	10,173,327	10,483,956	13,405,426
平均単価	496	386	446	499	398	459
福島	28,939	3,266	4,129	4,500	1,958	1,698
	23,308,056	2,131,949	2,522,625	2,452,865	1,735,459	2,132,856
	805	653	611	545	886	1,256
北海道	9,167	486	682	719	670	864
	16,599,587	932,526	1,315,671	1,337,910	1,222,746	1,566,936
	1,811	1,919	1,929	1,861	1,825	1,814
青森	39,967	3,641	4,098	4,319	3,148	4,107
	19,340,784	1,897,931	2,214,979	2,432,854	2,119,908	2,564,079
	484	521	541	563	673	624
宮城	488		26	97	36	15
	638,566		36,330	51,294	15,824	2,363
	1,309		1,397	529	440	158
秋田	5	5				
	10,553	10,553				
	2,111	2,111				
茨城	222			25	10	
	137,813			21,525	2,363	
	621			861	236	
千葉	3,110	270	260	260	210	200
	1,966,965	187,110	180,180	180,180	145,530	138,600
	632	693	693	693	693	693
東京	126,197	19,642	13,320	10,047	20,100	21,900
	37,249,260	5,048,295	3,455,655	3,001,872	4,865,879	6,392,138
	295	257	259	299	242	292
新潟	1,716	104	176	182	122	182
	2,659,894	169,848	240,492	287,952	197,568	250,404
	1,550	1,633	1,366	1,582	1,619	1,376
沖縄	1,834	160	130	250	114	220
	2,977,979	260,400	211,575	406,875	178,679	358,050
	1,624	1,628	1,628	1,628	1,567	1,628
冷たこ	3,838	90	40	108	158	134
合計	5,109,013	127,575	56,700	264,768	301,770	223,797
平均単価	1,331	1,418	1,418	2,452	1,910	1,670
福島	55			30		
	158,130			91,980		
	2,875			3,066		
青森	531				30	30
	1,123,395				43,050	42,525
	2,116				1,435	1,418

上段：数量=kg
 单位 中断：金額=円
 下段：単価=円

9月	10月	11月	12月	1月	2月	3月
110 57,750 525	125 65,625 525	110 57,750 525	75 39,375 525	85 44,625 525	130 68,250 525	185 97,125 525
259 58,360 225	266 59,976 225	525 119,658 228	378 89,759 237	196 43,806 224	1,498 324,099 216	1,995 424,868 213
15,754 6,610,344 420	52,873 19,859,953 376	31,147 12,806,028 411	44,444 18,204,110 410	54,347 19,870,138 366	52,984 20,798,778 393	69,286 27,120,637 391
2,360 1,432,424 607	2,430 1,697,640 699	2,842 1,954,888 688	3,213 2,380,849 741	2,498 1,650,607 661	3,636 2,440,408 671	6,185 3,877,953 627
50 38,535 771	1,450 519,164 358	140 54,695 391		130 40,814 314	234 73,465 314	390 134,453 345
13,285 5,086,843 383	48,951 17,611,355 360	28,125 10,774,185 383	41,193 15,793,525 383	51,709 18,172,417 351	48,854 18,087,505 370	62,679 23,079,125 368
59 52,542 891	42 31,794 757	40 22,260 557	38 29,736 783		260 197,400 759	32 29,106 910
				10 6,300 630		
16,466 7,582,362 460	15,151 7,952,088 525	15,805 7,457,534 472	7,879 8,388,273 1,065	7,477 5,180,121 693	8,800 5,956,988 677	13,719 7,493,263 546
1,076 1,450,131 1,348	1,513 1,521,233 1,005	1,860 1,710,602 920	2,121 2,366,320 1,116	3,350 2,195,072 655	1,763 1,363,036 773	1,705 1,725,908 1,012
702 1,290,576 1,838	921 1,662,192 1,805	783 1,456,602 1,860	1,260 2,090,067 1,659	362 680,736 1,880	774 1,372,770 1,774	944 1,670,855 1,770
2,902 1,272,558 439	3,499 1,367,933 391	3,387 1,349,124 398	2,470 942,165 381	2,570 941,934 367	2,443 923,664 378	3,383 1,313,655 388
18 22,365 1,243	38 17,325 456	12 6,720 560	22 27,731 1,261	7 6,720 960	63 116,629 1,851	154 335,265 2,177
						187 113,925 609
290 192,885 665	460 266,805 580	410 237,930 580	250 145,530 582	250 145,530 582	170 99,330 584	80 47,355 592
11,208 2,913,855 260	8,438 2,657,078 315	9,091 2,269,206 250	1,416 2,261,661 1,597	750 904,474 1,206	3,287 1,620,630 493	6,998 1,858,517 266
150 244,692 1,631	102 166,572 1,633	162 264,600 1,633	90 147,924 1,644	138 224,280 1,625	150 216,804 1,445	158 248,758 1,574
120 195,300 1,628	180 292,950 1,628	100 162,750 1,628	250 406,875 1,628	50 81,375 1,628	150 244,125 1,628	110 179,025 1,628
148 199,952 1,351	169 263,865 1,561	550 713,686 1,298	1,360 1,819,338 1,338	549 519,529 946	394 358,998 911	138 259,035 1,877
			24 66,150 2,756			1 0 0
30 42,000 1,400		60 136,920 2,282	381 858,900 2,254			

(2) 冷凍

品目別・出荷地	計	4月	5月	6月	7月	8月
冷たこ	983			48	68	98
宮城	1,466,938			130,263	186,270	161,175
	1,492			2,714	2,739	1,645
茨城	440					
	302,925					
	688					
千葉	80				30	
	77,175				29,925	
	965				998	
東京	1,749	90	40	30	30	6
	1,980,450	127,575	56,700	42,525	42,525	20,097
	1,132	1,418	1,418	1,418	1,418	3,350
冷えび	247,331	19,215	19,201	19,247	18,174	20,538
合計	395,152,810	29,771,440	29,675,421	29,014,491	27,364,374	35,227,621
平均単価	1,598	1,549	1,546	1,507	1,506	1,715
福島	15,236	1,347	1,219	1,100	1,004	1,706
	30,821,231	2,176,392	2,713,676	2,359,323	1,907,774	3,438,150
	2,023	1,616	2,226	2,145	1,900	2,015
北海道	1,102	72	104	96	109	100
	3,851,688	297,360	326,340	337,680	420,078	327,600
	3,495	4,130	3,138	3,518	3,854	3,276
青森	24					10
	67,200					15,750
	2,800					1,575
宮城	81,299	4,256	4,454	5,275	6,961	7,452
	110,940,565	6,934,714	6,486,660	7,162,460	9,313,775	10,832,569
	1,365	1,629	1,456	1,358	1,338	1,454
茨城	14,746	1,268	1,465	1,017	923	819
	38,796,151	2,771,190	3,609,496	2,462,906	2,349,329	2,528,312
	2,631	2,185	2,464	2,422	2,545	3,087
千葉	5,574	409	344	368	562	406
	10,208,963	863,625	730,485	785,159	1,056,574	694,050
	1,832	2,112	2,124	2,134	1,880	1,709
東京	96,139	9,556	8,811	9,186	6,970	7,716
	127,252,997	12,549,882	10,837,219	10,867,549	8,308,815	9,758,914
	1,324	1,313	1,230	1,183	1,192	1,265
新潟	283	35	10	18	10	11
	345,954	51,555	15,120	30,240	15,120	30,240
	1,222	1,473	1,512	1,680	1,512	2,749
岐阜	13,730	948	1,278	576	686	255
	19,301,905	1,069,950	1,394,715	1,021,860	1,016,400	489,930
	1,406	1,129	1,091	1,774	1,482	1,921
愛知	525	40	50	40	30	65
	365,989	23,100	28,140	20,160	15,120	63,143
	697	578	563	504	504	971
三重	14,500	1,092	1,054	911	826	1,426
	43,268,961	2,462,104	2,559,505	2,495,264	2,638,829	5,588,203
	2,984	2,255	2,428	2,739	3,195	3,919
兵庫	3,412	176	356	546	77	538
	8,121,218	495,968	848,065	1,320,690	221,760	1,284,360
	2,380	2,818	2,382	2,419	2,880	2,387
香川	20					
	100,622					
	5,031					
福岡	741	16	56	114	16	34
	1,709,366	75,600	126,000	151,200	100,800	176,400
	2,307	4,725	2,250	1,326	6,300	5,188
冷きんき	79,097	3,426	2,233	8,057	8,586	8,275
合計	58,502,131	3,115,582	2,107,699	5,892,464	6,236,071	5,750,808
平均単価	740	909	944	731	726	695
福島	789	192	130	10	160	50
	1,411,199	303,554	188,370	14,490	228,480	68,250
	1,789	1,581	1,449	1,449	1,428	1,365
北海道	5					
	16,590					
	3,318					

上段：数量=kg
 单位 中断：金額=円
 下段：単価=円

9月	10月	11月	12月	1月	2月	3月
68 87,077 1,281	75 123,690 1,649	151 234,990 1,556	86 93,136 1,083	270 284,329 1,053	90 72,348 804	29 93,660 3,230
				230 159,600 694	210 143,325 683	
			50 47,250 945			
50 70,875 1,418	94 140,175 1,491	339 341,776 1,008	819 753,902 921	49 75,600 1,543	94 143,325 1,525	108 165,375 1,531
17,988 26,442,514 1,470	19,858 29,425,166 1,482	20,876 33,368,093 1,598	34,195 65,611,307 1,919	17,768 27,407,794 1,543	17,949 27,641,698 1,540	22,322 34,202,891 1,532
795 1,654,171 2,081	1,085 2,179,846 2,009	1,251 2,985,780 2,387	2,001 4,259,747 2,129	1,427 2,428,029 1,701	1,127 2,021,736 1,794	1,174 2,696,607 2,297
72 243,180 3,378	112 381,780 3,409	61 151,830 2,489	100 390,600 3,906	100 366,660 3,667	76 253,260 3,332	100 355,320 3,553
14 51,450 3,675						
7,413 9,700,815 1,309	7,464 10,070,572 1,349	7,389 10,084,673 1,365	11,535 15,295,896 1,326	6,177 7,145,045 1,157	7,232 8,493,614 1,174	5,691 9,419,772 1,655
760 1,769,140 2,328	1,130 2,640,600 2,337	1,320 3,172,060 2,403	2,838 10,109,205 3,562	973 2,056,899 2,114	1,450 3,342,533 2,305	783 1,984,481 2,534
345 673,764 1,953	386 776,685 2,012	799 1,009,271 1,263	707 1,161,720 1,643	392 572,040 1,459	463 1,064,385 2,299	393 821,205 2,090
5,831 7,175,601 1,231	6,373 8,034,077 1,261	6,914 11,088,664 1,604	12,042 18,250,197 1,516	6,027 9,403,344 1,560	5,209 7,979,281 1,532	11,504 12,999,454 1,130
15 22,680 1,512	76 80,325 1,057	108 100,674 932				
1,115 1,670,655 1,498	1,836 2,109,969 1,149	1,040 1,518,489 1,460	1,285 1,878,345 1,462	1,720 2,438,835 1,418	1,540 2,307,480 1,498	1,451 2,385,277 1,644
50 26,985 540	20 10,080 504	50 28,140 563	80 99,881 1,249	20 10,080 504	40 23,100 578	40 18,060 452
975 2,185,200 2,241	908 2,190,510 2,412	1,554 2,463,545 1,585	3,257 13,337,770 4,095	865 2,783,687 3,218	759 1,898,534 2,501	873 2,665,810 3,054
525 1,117,673 2,129	330 764,559 2,317	257 588,567 2,290	268 640,521 2,390	33 102,375 3,102	25 81,375 3,255	281 655,305 2,332
	5 13,997 2,799		15 86,625 5,775			
78 151,200 1,938	133 172,166 1,294	133 176,400 1,326	67 100,800 1,504	34 100,800 2,965	28 176,400 6,300	32 201,600 6,300
3,370 2,667,369 792	7,530 5,391,560 716	5,202 3,785,810 728	16,383 12,215,247 746	2,906 2,034,353 700	5,266 3,483,484 662	7,863 5,821,684 740
			193 522,585 2,708	30 43,470 1,449		24 42,000 1,750
		5 16,590 3,318				

(2) 冷凍

品目別・出荷地	計	4月	5月	6月	7月	8月
冷きんき	862					10
青森	2,133,600					16,800
	2,475					1,680
宮城	77,030	3,042	2,013	7,918	8,426	8,215
	53,830,209	2,333,858	1,659,454	5,505,486	6,007,591	5,665,758
	699	767	824	695	713	690
東京	411	192	90	129		
	1,110,533	478,170	259,875	372,488		
	2,702	2,490	2,888	2,888		
冷メルルーサ	449	40	80	50	32	45
合計	538,798	31,500	100,800	63,000	37,821	56,700
平均単価	1,200	788	1,260	1,260	1,182	1,260
宮城	305	40	80	50	25	45
	365,400	31,500	100,800	63,000	31,500	56,700
	1,198	788	1,260	1,260	1,260	1,260
東京	144				7	
	173,398				6,321	
	1,204				903	
冷くじら	513	31	43	23	35	30
合計	2,591,863	172,200	191,100	118,650	199,500	162,225
平均単価	5,052	5,555	4,444	5,159	5,700	5,408
宮城	79		13			
	147,148		28,875			
	1,863		2,221			
東京	434	31	30	23	35	30
	2,444,715	172,200	162,225	118,650	199,500	162,225
	5,633	5,555	5,408	5,159	5,700	5,408
冷かに	120,940	5,598	5,361	6,034	7,996	8,378
合計	234,264,700	11,271,571	11,453,673	11,728,227	15,118,287	19,181,822
平均単価	1,937	2,013	2,136	1,944	1,891	2,290
福島	4,843	92	284	108	333	369
	12,157,651	198,996	872,894	423,461	591,686	1,308,400
	2,510	2,163	3,074	3,921	1,777	3,546
北海道	6,819	936	298	1,315	525	348
	9,878,744	1,175,580	521,325	1,929,250	982,055	803,056
	1,449	1,256	1,749	1,467	1,871	2,308
青森	2,326	1	32	1	68	124
	7,227,150	0	168,000	0	297,066	734,412
	3,107	0	5,250	0	4,369	5,923
岩手	4				4	
	29,400				29,400	
	7,350				7,350	
宮城	31,406	1,692	1,340	1,409	2,481	3,702
	65,136,104	3,923,969	3,371,546	3,168,024	4,532,493	7,902,682
	2,074	2,319	2,516	2,248	1,827	2,135
茨城	7,432	234	153	163	470	512
	14,972,108	785,820	370,020	421,365	998,130	966,840
	2,015	3,358	2,418	2,585	2,124	1,888
千葉	6,293	176	324	172	169	362
	22,882,261	870,240	1,381,170	837,533	835,905	1,821,057
	3,636	4,945	4,263	4,869	4,946	5,031
東京	49,900	1,665	1,816	2,334	3,144	1,809
	78,538,106	2,596,014	2,996,840	3,845,464	5,203,535	2,892,745
	1,574	1,559	1,650	1,648	1,655	1,599
福井	25					
	31,500					
	1,260					
大阪	7,195	505	935	360	530	530
	10,153,092	729,489	1,315,128	498,225	829,500	964,690
	1,411	1,445	1,407	1,384	1,565	1,820
兵庫	178	16	12	8	16	42
	885,150	92,400	69,300	46,200	92,400	100,800
	4,973	5,775	5,775	5,775	5,775	2,400
鳥取	678	40	24	36	28	48
	4,035,646	258,300	71,400	245,700	189,672	284,340
	5,952	6,458	2,975	6,825	6,774	5,924

上段：数量=kg
 单位 中断：金額=円
 下段：単価=円

9月	10月	11月	12月	1月	2月	3月
108 201,600 1,867	144 403,200 2,800	42 117,600 2,800	354 756,000 2,136	24 69,300 2,888	66 196,350 2,975	114 372,750 3,270
3,262 2,465,769 756	7,386 4,988,360 675	5,155 3,651,620 708	15,836 10,936,662 691	2,852 1,921,583 674	5,200 3,287,134 632	7,725 5,406,934 700
35 45,255 1,293	50 63,000 1,260	22 25,589 1,163	25 31,500 1,260	15 18,900 1,260	40 45,833 1,146	15 18,900 1,260
15 18,900 1,260	30 37,800 1,260	15 18,900 1,260	5 6,300 1,260			
20 26,355 1,318	20 25,200 1,260	7 6,689 956	20 25,200 1,260	15 18,900 1,260	40 45,833 1,146	15 18,900 1,260
30 174,300 5,810	47 225,372 4,795	46 261,450 5,684	65 388,815 5,982	33 145,688 4,415	36 196,875 5,469	94 355,688 3,784
	8 11,172 1,397			13 27,563 2,120		45 79,538 1,768
30 174,300 5,810	39 214,200 5,492	46 261,450 5,684	65 388,815 5,982	20 118,125 5,906	36 196,875 5,469	49 276,150 5,636
3,787 8,152,075 2,153	5,447 11,403,394 2,094	9,585 17,257,076 1,800	48,485 93,354,739 1,925	6,536 11,445,180 1,751	7,119 11,548,613 1,622	6,614 12,350,043 1,867
189 594,633 3,146	84 281,786 3,355	80 239,442 2,993	2,454 5,157,087 2,102	198 737,771 3,726	559 1,505,931 2,694	93 245,564 2,640
406 662,131 1,631	345 369,810 1,072	353 464,100 1,315	1,822 2,292,927 1,258	148 138,495 936	142 235,830 1,661	181 304,185 1,681
3 0 0	35 250,320 7,152	118 652,365 5,529	1,694 4,381,902 2,587	206 533,505 2,590	16 90,720 5,670	28 118,860 4,245
873 1,939,625 2,222	1,271 2,535,496 1,995	2,640 4,896,837 1,855	9,798 21,821,599 2,227	1,752 3,311,767 1,890	2,234 3,746,574 1,677	2,214 3,985,492 1,800
40 98,280 2,457	114 276,675 2,427	358 890,715 2,488	4,697 8,757,945 1,865	333 677,408 2,034	156 298,515 1,914	202 430,395 2,131
625 2,089,811 3,344	454 1,989,414 4,382	777 2,106,248 2,711	1,981 6,430,190 3,246	178 834,950 4,691	216 972,532 4,502	859 2,713,211 3,159
1,293 2,031,701 1,571	2,629 4,475,329 1,702	4,981 7,206,639 1,447	21,534 36,474,551 1,694	3,502 4,454,410 1,272	3,645 4,217,191 1,157	1,548 2,143,687 1,385
				25 31,500 1,260		
280 398,214 1,422	355 630,789 1,777		2,355 3,016,283 1,281		25 33,600 1,344	1,320 1,737,174 1,316
12 68,250 5,688	16 92,400 5,775	8 46,200 5,775	16 92,400 5,775	8 46,200 5,775	8 46,200 5,775	16 92,400 5,775
36 214,620 5,962	46 300,195 6,526	68 364,350 5,358	172 1,046,430 6,084	94 500,989 5,330	28 191,100 6,825	58 368,550 6,354

(2) 冷凍

品目別・出荷地	計	4月	5月	6月	7月	8月
冷かに 福岡	18 45,045 2,503					
長崎	3,823 8,292,743 2,169	241 640,763 2,659	143 316,050 2,210	128 313,005 2,445	228 536,445 2,353	532 1,402,800 2,637
冷かつお 合計 平均単価	199,587 197,284,119 988	22,986 21,452,176 933	22,225 20,935,402 942	18,594 17,300,733 930	10,352 9,088,078 878	11,645 10,211,511 877
福島	24,157 16,118,188 667	2,727 1,871,792 686	2,453 1,721,853 702	2,924 2,051,705 702	2,423 1,599,468 660	4,292 2,798,704 652
宮城	99,947 97,604,061 977	15,092 14,871,988 985	13,027 12,587,612 966	10,642 9,865,056 927	5,919 5,353,696 904	4,290 4,025,856 938
東京	2,770 1,506,120 544	1,420 775,320 546	1,240 670,740 541	110 60,060 546		
神奈川	10 11,025 1,103					
静岡	72,703 82,044,725 1,128	3,747 3,933,076 1,050	5,505 5,955,197 1,082	4,918 5,323,912 1,083	2,010 2,134,914 1,062	3,063 3,386,951 1,106
冷あゆ 合計 平均単価	662 1,039,816 1,571	60 97,650 1,628	30 48,825 1,628	62 92,086 1,485	40 56,700 1,418	90 140,175 1,558
東京	662 1,039,816 1,571	60 97,650 1,628	30 48,825 1,628	62 92,086 1,485	40 56,700 1,418	90 140,175 1,558
冷ほたて 合計 平均単価	102,031 104,826,797 1,027	8,772 9,387,712 1,070	7,824 8,560,603 1,094	7,522 8,073,392 1,073	8,440 7,960,976 943	9,499 9,809,526 1,033
福島	2,079 2,066,984 994				51 64,528 1,265	81 100,974 1,247
北海道	5,140 5,873,543 1,143	100 49,350 494		320 258,720 809	640 454,916 711	1,170 1,019,977 872
青森	2,570 2,512,073 977			80 166,950 2,087	200 255,990 1,280	
宮城	23,918 25,998,361 1,087	3,415 3,315,535 971	2,614 2,362,240 904	2,956 3,565,106 1,206	3,406 3,191,580 937	3,567 3,540,266 993
群馬	24,620 21,126,931 858	270 502,320 1,860	60 112,560 1,876	460 389,971 848	720 837,376 1,163	690 467,986 678
千葉	260 504,105 1,939					
東京	43,444 46,744,800 1,076	4,987 5,520,507 1,107	5,150 6,085,803 1,182	3,706 3,692,645 996	3,423 3,156,586 922	3,991 4,680,323 1,173
冷食品 合計 平均単価	260,807 370,911,565 1,422	23,413 25,400,563 1,085	17,287 21,116,293 1,222	21,982 30,693,186 1,396	32,672 91,625,551 2,804	26,398 36,091,190 1,367
福島	47,345 33,018,907 697	5,195 4,533,494 873	4,044 2,268,525 561	3,267 1,933,420 592	4,663 4,617,464 990	4,338 2,375,671 548
北海道	8,135 10,599,383 1,303	735 1,019,340 1,387	790 1,083,600 1,372	780 940,989 1,206	975 1,076,282 1,104	525 670,152 1,276
青森	10 5,250 525					10 5,250 525

上段：数量=kg
 单位 中断：金額=円
 下段：単価=円

9月	10月	11月	12月	1月	2月	3月
		12 21,105 1,759	6 23,940 3,990			
30 54,810 1,827	98 201,180 2,053	190 369,075 1,943	1,956 3,859,485 1,973	92 178,185 1,937	90 210,420 2,338	95 210,525 2,216
8,179 7,469,624 913	12,483 12,326,606 987	14,412 15,561,180 1,080	20,656 22,848,101 1,106	21,121 22,763,756 1,078	17,752 18,125,524 1,021	19,182 19,201,428 1,001
2,187 1,412,358 646	1,984 1,278,463 644	1,626 1,060,535 652	1,298 866,872 668	565 365,127 646	434 291,480 672	1,244 799,831 643
3,847 3,713,968 965	5,851 5,955,037 1,018	6,682 7,458,878 1,116	7,588 8,101,408 1,068	10,015 9,989,521 997	6,724 5,879,016 874	10,270 9,802,025 954
				10 11,025 1,103		
2,145 2,343,298 1,092	4,648 5,093,106 1,096	6,104 7,041,767 1,154	11,770 13,879,821 1,179	10,531 12,398,083 1,177	10,594 11,955,028 1,128	7,668 8,599,572 1,121
60 91,875 1,531	50 78,750 1,575	120 204,750 1,706	50 81,375 1,628	50 81,375 1,628	30 48,825 1,628	20 17,430 872
60 91,875 1,531	50 78,750 1,575	120 204,750 1,706	50 81,375 1,628	50 81,375 1,628	30 48,825 1,628	20 17,430 872
8,231 8,561,771 1,040	11,072 9,755,144 881	8,795 8,637,304 982	10,065 10,734,285 1,066	6,361 6,101,218 959	9,233 9,260,481 1,003	6,217 7,984,385 1,284
120 147,042 1,225	120 146,790 1,223	177 218,911 1,237	886 728,640 822	392 349,066 890	129 158,682 1,230	123 152,351 1,239
10 17,640 1,764	660 1,150,790 1,744	500 876,120 1,752	1,230 1,588,965 1,292	510 457,065 896		
360 230,706 641	384 249,984 651	300 195,804 653	356 473,015 1,329		680 652,974 960	210 286,650 1,365
3,685 3,592,373 975	1,151 1,340,535 1,165	898 1,533,630 1,708	942 1,759,916 1,868	182 367,290 2,018	244 483,945 1,983	858 945,945 1,103
1,180 816,165 692	4,650 3,232,575 695	4,800 3,427,659 714	4,500 3,368,257 749	3,390 2,673,552 789	1,760 2,255,190 1,281	2,140 3,043,320 1,422
					170 322,980 1,900	90 181,125 2,013
2,876 3,757,845 1,307	4,107 3,634,470 885	2,120 2,385,180 1,125	2,151 2,815,492 1,309	1,887 2,254,245 1,195	6,250 5,386,710 862	2,796 3,374,994 1,207
19,814 25,880,731 1,306	18,840 22,667,534 1,203	20,791 22,154,293 1,066	24,351 27,790,670 1,141	17,158 21,372,012 1,246	17,205 20,870,583 1,213	20,896 25,248,959 1,208
2,944 1,574,055 535	2,749 1,511,636 550	3,431 2,070,691 604	4,659 2,770,920 595	4,519 5,074,301 1,123	3,847 2,201,108 572	3,689 2,087,622 566
625 840,000 1,344	625 840,000 1,344	525 706,440 1,346	525 708,120 1,349	650 853,020 1,312	880 1,189,440 1,352	500 672,000 1,344

(2) 冷凍

品目別・出荷地	計	4月	5月	6月	7月	8月
冷食品	470	20		20	20	20
岩手	1,943,025	50,925		50,925	50,925	50,925
	4,134	2,546		2,546	2,546	2,546
宮城	75,911	6,107	3,410	5,651	8,409	6,367
	90,945,560	6,476,950	2,851,295	7,335,304	21,852,237	7,178,034
	1,198	1,061	836	1,298	2,599	1,127
秋田	15,540	1,200	1,260	1,260	1,200	1,860
	7,928,970	653,520	639,450	639,450	609,000	943,950
	510	545	508	508	508	508
山形	9					
	12,768					
	1,419					
茨城	20,772	2,046	1,425	1,249	1,057	4,425
	22,796,357	1,600,515	1,692,705	1,653,116	1,552,924	4,835,703
	1,097	782	1,188	1,324	1,469	1,093
栃木	1,042		3	72	721	36
	2,385,043		7,639	470,501	471,982	470,501
	2,289		2,546	6,535	655	13,069
群馬	132	35		5		
	53,394	13,829		2,016		
	405	395		403		
埼玉	4,366	301	342	342	349	298
	3,497,065	247,250	249,518	272,450	279,670	223,625
	801	821	730	797	801	750
千葉	461	176	49	37	24	35
	954,807	351,414	135,198	57,078	58,737	61,026
	2,071	1,997	2,759	1,543	2,447	1,744
東京	56,607	5,790	3,848	5,973	9,444	5,445
	122,323,288	7,001,712	8,372,698	10,271,003	35,901,646	13,274,761
	2,161	1,209	2,176	1,720	3,802	2,438
新潟	1,533	160	69	137	63	123
	1,612,191	132,174	90,216	141,876	69,426	102,186
	1,052	826	1,307	1,036	1,102	831
長野	1,212		90	165	75	80
	1,448,990		92,610	175,707	96,705	82,215
	1,196		1,029	1,065	1,289	1,028
岐阜	130			40	10	35
	111,195			57,120	12,600	33,075
	855			1,428	1,260	945
静岡	3,530	180	118	298	1,953	314
	24,213,063	1,270,878	782,628	2,005,794	14,382,942	1,155,525
	6,859	7,060	6,632	6,731	7,365	3,680
三重	1,068	103	30	46	77	75
	595,351	49,266	20,160	28,896	46,284	48,720
	557	478	672	628	601	650
京都	10				5	
	12,432				3,990	
	1,243				798	
大阪	6,429		10	341	2,320	507
	23,027,702		40,950	1,155,525	8,787,660	1,748,985
	3,582		4,095	3,389	3,788	3,450
兵庫	8,454	775	1,005	890	641	1,001
	11,487,918	979,650	1,371,930	1,207,206	805,875	1,462,923
	1,359	1,264	1,365	1,356	1,257	1,461
鳥取	845	35	65	45	40	55
	1,311,566	54,810	101,556	70,308	62,496	85,932
	1,552	1,566	1,562	1,562	1,562	1,562
広島	185		150	5	30	
	382,153		297,668	11,163	73,322	
	2,066		1,984	2,233	2,444	
山口	132				50	32
	102,302				39,060	23,804
	775				781	744
香川	790	40	41	22	147	116
	438,134	14,775	14,336	7,940	118,284	50,307
	555	369	350	361	805	434

上段：数量=kg
 单位 中断：金額=円
 下段：単価=円

9月	10月	11月	12月	1月	2月	3月
240	30	20	40	20	20	20
1,382,850	50,925	50,925	101,850	50,925	50,925	50,925
5,762	1,698	2,546	2,546	2,546	2,546	2,546
7,563	5,062	6,508	8,836	4,977	4,891	8,130
8,469,805	4,582,640	5,642,189	7,770,715	4,825,799	5,514,153	8,446,439
1,120	905	867	879	970	1,127	1,039
1,380	1,200	1,320	1,440	1,140	960	1,320
700,350	609,000	669,900	728,700	578,550	487,200	669,900
508	508	508	506	508	508	508
				5	4	
				7,056	5,712	
				1,411	1,428	
994	1,880	3,256	1,045	1,083	1,096	1,216
1,361,430	1,851,045	2,622,050	1,355,989	1,373,401	1,301,895	1,595,584
1,370	985	805	1,298	1,268	1,188	1,312
100	109		1			
491,293	471,814		1,313			
4,913	4,329		1,313			
	10	70	7	5		
	3,938	27,563	4,032	2,016		
	394	394	576	403		
347	309	362	310	246	462	698
291,627	250,916	287,998	238,291	176,715	389,721	589,284
840	812	796	769	718	844	844
8		8	15	32	47	30
23,688		19,950	36,288	60,732	112,896	37,800
2,961		2,494	2,419	1,898	2,402	1,260
3,807	4,381	3,011	4,882	3,069	3,676	3,281
5,988,039	7,402,114	5,611,577	9,206,522	5,405,582	6,739,206	7,148,428
1,573	1,690	1,864	1,886	1,761	1,833	2,179
65	138	137	237	146	155	103
70,938	177,492	127,386	331,716	125,496	144,123	99,162
1,091	1,286	930	1,400	860	930	963
50	220	155	215	55	20	87
48,720	206,535	207,795	302,820	63,105	32,655	140,123
974	939	1,341	1,408	1,147	1,633	1,611
5	38				1	1
4,200	4,200				0	0
840	111				0	0
115	79	77	81	68	64	183
933,450	616,728	546,966	603,960	571,200	484,470	858,522
8,117	7,807	7,103	7,456	8,400	7,570	4,691
35	167	62	289	52	35	97
23,730	105,599	34,272	137,456	28,224	22,848	49,896
678	632	553	476	543	653	514
		5				
		8,442				
		1,688				
698	561	440	483	256	383	430
2,508,975	2,115,482	1,550,220	1,591,695	893,550	1,289,925	1,344,735
3,595	3,771	3,523	3,295	3,490	3,368	3,127
455	611	696	713	582	340	745
591,465	793,800	891,765	1,045,380	904,464	456,750	976,710
1,300	1,299	1,281	1,466	1,554	1,343	1,311
65	65	65	215	35	45	115
100,580	101,556	93,744	335,916	54,684	70,308	179,676
1,547	1,562	1,442	1,562	1,562	1,562	1,562
35	10	5				
27,720	7,812	3,906				
792	781	781				
23	50	32	94	38	79	108
8,160	26,652	11,469	67,697	13,232	44,104	61,178
355	533	358	720	348	558	566

(2) 冷凍

品目別・出荷地	計	4月	5月	6月	7月	8月
冷食品	1,743	507	515	6	255	300
愛媛	3,111,675	934,710	962,430	10,710	420,210	554,400
	1,785	1,844	1,869	1,785	1,648	1,848
福岡	105	3	18	10	9	21
	155,085	4,935	28,056	15,414	9,870	28,056
	1,477	1,645	1,559	1,541	1,097	1,336
長崎	10	5	5			
	23,541	10,416	13,125			
	2,354	2,083	2,625			
宮崎	3,831			1,321	135	380
	6,414,450			2,179,275	225,960	625,464
	1,674			1,650	1,674	1,646
冷ブローラー	27,944	1,995	5,041	1,671	796	2,372
合計	22,590,642	1,577,084	3,698,271	1,383,643	806,610	1,566,600
平均単価	808	791	734	828	1,013	660
宮城	1,428	35	25	30	5	38
	2,254,200	50,778	40,950	49,770	7,560	57,750
	1,579	1,451	1,638	1,659	1,512	1,520
山形	17				17	
	24,192				24,192	
	1,423				1,423	
千葉	8					
	10,080					
	1,260					
東京	24,034	1,685	4,691	1,336	604	2,334
	16,142,636	1,046,750	3,092,211	803,539	479,262	1,508,850
	672	621	659	601	793	646
新潟	32					
	20,791					
	650					
宮崎	2,425	275	325	305	170	
	4,138,743	479,556	565,110	530,334	295,596	
	1,707	1,744	1,739	1,739	1,739	
冷カラスフィーレ	1,195					15
合計	688,317					23,100
平均単価	576					1,540
福島	75					15
	60,312					23,100
	804					1,540
宮城	1,110					
	617,505					
	556					
東京	10					
	10,500					
	1,050					
冷すりみ	48				24	
合計	42,336				21,168	
平均単価	882				882	
宮城	48				24	
	42,336				21,168	
	882				882	
その他冷貝類	70,086	4,608	4,918	4,974	5,158	5,685
合計	118,518,562	7,146,780	8,462,744	8,916,595	8,413,465	11,454,946
平均単価	1,691	1,551	1,721	1,793	1,631	2,015
福島	6,323	80	200	148	374	706
	14,188,850	347,256	893,550	672,630	687,151	2,513,390
	2,244	4,341	4,468	4,545	1,837	3,560
北海道	710	70	32	70	100	51
	1,597,218	193,200	58,128	187,950	192,990	150,150
	2,250	2,760	1,817	2,685	1,930	2,944
青森	1,013	40	60	320	55	40
	1,546,773	44,100	95,340	609,945	84,315	44,100
	1,527	1,103	1,589	1,906	1,533	1,103
宮城	32,997	2,657	2,817	1,785	1,989	2,255
	57,618,747	4,110,967	4,734,509	3,165,495	3,804,049	4,762,283
	1,746	1,547	1,681	1,773	1,913	2,112

上段：数量=kg
 单位 中断：金額=円
 下段：単価=円

9月	10月	11月	12月	1月	2月	3月
35 53,550 1,530	26 42,210 1,623	51 47,775 937	30 53,550 1,785			18 32,130 1,785
			34 53,340 1,569		10 15,414 1,541	
225 386,106 1,716	520 895,440 1,722	555 921,270 1,660	200 344,400 1,722	180 309,960 1,722	190 317,730 1,672	125 208,845 1,671
1,495 1,544,803 1,033	1,810 1,748,877 966	2,846 2,473,777 869	3,572 2,578,280 722	1,711 1,409,176 824	1,250 1,052,331 842	3,385 2,751,190 813
400 670,321 1,676	145 241,144 1,663	290 485,707 1,675	160 267,524 1,672	175 248,821 1,422	100 92,925 929	25 40,950 1,638
						8 10,080 1,260
965 660,450 684	1,330 951,800 716	2,186 1,359,498 622	3,167 1,904,154 601	1,431 983,325 687	1,065 812,532 763	3,240 2,540,265 784
						32 20,791 650
130 214,032 1,646	335 555,933 1,660	370 628,572 1,699	245 406,602 1,660	105 177,030 1,686	85 146,874 1,728	80 139,104 1,739
15 15,750 1,050	280 165,900 593	295 164,850 559	200 115,500 578	45 18,795 418	310 173,250 559	35 11,172 319
15 15,750 1,050		5 5,250 1,050		5 5,040 1,008		35 11,172 319
	270 155,400 576	290 159,600 550	200 115,500 578	40 13,755 344	310 173,250 559	
	10 10,500 1,050					
					24 21,168 882	
					24 21,168 882	
4,706 7,929,647 1,685	7,514 11,571,714 1,540	6,446 9,862,850 1,530	10,020 17,675,275 1,764	5,621 9,353,277 1,664	4,911 7,892,774 1,607	5,525 9,838,495 1,781
493 962,546 1,952	479 913,691 1,907	718 911,128 1,269	1,192 2,835,903 2,379	959 2,192,958 2,287	446 538,084 1,206	528 720,563 1,365
160 228,900 1,431	51 150,150 2,944	30 97,650 3,255		65 126,000 1,938	50 114,450 2,289	31 97,650 3,150
80 88,200 1,103	110 135,932 1,236	40 44,100 1,103	146 229,958 1,575	30 33,075 1,103	22 42,053 1,912	70 95,655 1,367
1,756 3,469,782 1,976	3,702 6,171,886 1,667	3,009 5,271,692 1,752	5,981 9,681,826 1,619	2,795 4,430,508 1,585	2,391 4,226,008 1,767	1,860 3,789,742 2,037

(2) 冷凍

品目別・出荷地	計	4月	5月	6月	7月	8月
その他冷貝類	254	12				
茨城	498,750	23,940				
	1,964	1,995				
千葉	713	170	15	35	105	110
	1,249,185	262,815	46,725	128,415	139,440	174,615
	1,752	1,546	3,115	3,669	1,328	1,587
東京	27,979	1,579	1,794	2,616	2,535	2,523
	41,490,914	2,164,502	2,634,492	4,152,160	3,505,520	3,810,408
	1,483	1,371	1,469	1,587	1,383	1,510
神奈川	90					
	99,225					
	1,103					
山梨	7					
	228,900					
	32,700					
その他冷凍 合計	163,883	9,865	10,119	10,198	11,811	11,011
平均単価	264,508,577	18,564,112	21,519,708	20,104,313	19,644,098	21,606,333
	1,614	1,882	2,127	1,971	1,663	1,962
福島	24,487	1,791	1,420	682	1,023	1,614
	29,151,779	3,222,609	1,927,900	1,476,690	1,384,189	2,183,714
	1,191	1,799	1,358	2,165	1,353	1,353
北海道	429			6	26	11
	1,646,274			23,940	57,540	8,925
	3,837			3,990	2,213	811
青森	21,035	60	11	144	9	10
	11,713,830	33,600	2,520	105,840	51,030	5,040
	557	560	229	735	5,670	504
岩手	10			10		
	49,875			49,875		
	4,988			4,988		
宮城	10,579	420	781	421	626	712
	15,864,069	718,012	1,111,761	985,815	1,184,816	836,071
	1,500	1,710	1,424	2,342	1,893	1,174
茨城	14,695	736	225	375	2,593	1,648
	13,009,166	1,620,150	261,450	457,380	1,297,013	1,034,775
	885	2,201	1,162	1,220	500	628
千葉	12,911	588	1,490	2,155	1,694	859
	42,070,747	2,553,306	5,738,670	4,824,278	2,880,822	4,015,594
	3,259	4,342	3,851	2,239	1,701	4,675
東京	71,799	5,522	5,395	5,699	5,303	5,205
	134,964,841	9,109,972	11,020,931	10,705,329	11,570,315	11,446,637
	1,880	1,650	2,043	1,878	2,182	2,199
神奈川	10					
	7,350					
	735					
長野	90	10	10		10	10
	453,600	50,400	50,400		50,400	50,400
	5,040	5,040	5,040		5,040	5,040
静岡	1,166	79	83	188	99	189
	1,995,736	98,910	130,158	435,267	254,310	378,861
	1,712	1,252	1,568	2,315	2,569	2,005
三重	324	108	156	60		
	231,336	77,112	111,384	42,840		
	714	714	714	714		
京都	12				12	
	2,935				2,935	
	245				245	
鳥取	9	4				
	15,750	6,300				
	1,750	1,575				
香川	6,016	467	528	448	416	752
	13,173,169	1,038,156	1,155,924	980,784	910,728	1,646,316
	2,190	2,223	2,189	2,189	2,189	2,189
佐賀	290	70	20			
	136,070	29,810	8,610			
	469	426	431			

上段：数量=kg
 单位 中断：金額=円
 下段：単価=円

9月	10月	11月	12月	1月	2月	3月
		6	56	96	36	48
		13,230	108,780	167,580	79,380	105,840
		2,205	1,943	1,746	2,205	2,205
95	5	45	35	37	26	35
129,150	35,700	79,800	67,200	48,825	63,525	72,975
1,359	7,140	1,773	1,920	1,320	2,443	2,085
2,122	3,167	2,598	2,603	1,639	1,940	2,863
3,051,069	4,164,355	3,445,250	4,522,708	2,354,331	2,829,274	4,856,845
1,438	1,315	1,326	1,737	1,436	1,458	1,696
						90
						99,225
						1,103
			7			
			228,900			
			32,700			
10,436	12,796	15,460	22,837	15,120	16,637	17,593
19,138,154	17,969,895	23,849,278	40,811,760	19,174,969	20,498,690	21,627,267
1,834	1,404	1,543	1,787	1,268	1,232	1,229
1,006	1,671	1,383	3,746	2,812	3,085	4,254
1,461,935	2,113,514	2,304,519	4,779,227	2,441,415	3,087,628	2,768,439
1,453	1,265	1,666	1,276	868	1,001	651
10	58	70	206	15	17	10
18,900	263,865	312,375	866,229	50,400	25,200	18,900
1,890	4,549	4,463	4,205	3,360	1,482	1,890
252	2,282	3,875	3,682	2,201	4,980	3,529
140,350	1,353,941	2,215,972	2,090,736	1,229,537	2,597,137	1,888,127
557	593	572	568	559	522	535
706	635	1,927	1,977	400	583	1,391
1,361,432	562,339	2,160,370	2,907,351	660,611	749,554	2,625,937
1,928	886	1,121	1,471	1,652	1,286	1,888
1,762	2,863	965	2,309	515	342	362
853,178	1,463,175	683,445	2,131,123	972,300	1,178,940	1,056,237
484	511	708	923	1,888	3,447	2,918
496	475	523	1,469	767	1,078	1,317
2,286,334	2,179,548	2,478,357	6,663,384	3,517,668	3,115,120	1,817,666
4,610	4,589	4,739	4,536	4,586	2,890	1,380
5,702	4,271	6,191	8,337	7,849	6,102	6,223
11,894,709	8,925,510	12,681,578	19,209,728	9,135,774	8,857,567	10,406,791
2,086	2,090	2,048	2,304	1,164	1,452	1,672
					10	
					7,350	
					735	
10		10	20		10	
50,400		50,400	100,800		50,400	
5,040		5,040	5,040		5,040	
44	85	86	118	65	64	66
90,132	109,705	106,029	149,562	81,396	79,506	81,900
2,048	1,291	1,233	1,267	1,252	1,242	1,241
		4				1
		9,450				0
		2,363				0
448	456	376	853	496	336	440
980,784	998,298	823,158	1,854,295	1,085,868	735,588	963,270
2,189	2,189	2,189	2,174	2,189	2,189	2,189
		50	120		30	
		23,625	59,325		14,700	
		473	494		490	

(2) 冷凍

品目別・出荷地	計	4月	5月	6月	7月	8月
その他冷凍	10	10				
鹿児島	5,775	5,775				
	578	578				
沖縄	11			10		1
	16,275			16,275		0
	1,480			1,628		0
冷凍めばち	186,211	16,419	14,954	13,570	13,328	13,644
合計	331,116,678	30,205,588	27,638,585	25,374,253	25,453,360	26,128,894
平均単価	1,778	1,840	1,848	1,870	1,910	1,915
福島	63,754	7,084	4,593	4,049	6,799	5,545
	152,981,399	16,024,433	10,991,510	10,112,414	14,957,163	12,879,124
	2,400	2,262	2,393	2,498	2,200	2,323
北海道	14	13	1			
	63,630	58,590	5,040			
	4,545	4,507	5,040			
宮城	24,590	1,777	2,639	2,184	985	1,312
	34,736,504	2,513,855	4,097,665	3,265,123	1,352,969	1,952,962
	1,413	1,415	1,553	1,495	1,374	1,489
東京	11,729	1,848	1,503	1,268	641	575
	21,929,378	3,281,802	2,884,351	2,313,787	1,178,096	1,003,633
	1,870	1,776	1,919	1,825	1,838	1,745
神奈川	6,585	1,930	942	446	728	538
	7,798,252	1,578,957	821,450	469,506	686,198	598,723
	1,184	818	872	1,053	943	1,113
静岡	79,539	3,767	5,276	5,623	4,175	5,674
	113,607,515	6,747,951	8,838,569	9,213,423	7,278,934	9,694,452
	1,428	1,791	1,675	1,639	1,743	1,709
冷凍きわだ	15,142	730	711	21	466	456
合計	18,752,334	1,441,327	1,086,925	48,720	961,423	843,380
平均単価	1,238	1,974	1,529	2,320	2,063	1,850
福島	2,596	729	281	11	453	362
	5,377,924	1,441,327	676,900	39,270	947,720	744,679
	2,072	1,977	2,409	3,570	2,092	2,057
宮城	534		420	10	10	70
	490,980		396,900	9,450	9,450	64,680
	919		945	945	945	924
神奈川	21					
	35,842					
	1,707					
静岡	11,991	1	10		3	24
	12,847,588	0	13,125		4,253	34,021
	1,071	0	1,313		1,418	1,418
冷凍かじき類	34,110	2,892	2,342	2,593	3,325	2,681
合計	27,639,027	2,461,101	1,968,312	2,275,266	2,794,479	2,180,960
平均単価	810	851	840	877	840	813
福島	12,932	791	822	648	1,806	1,226
	11,316,902	788,975	761,337	543,081	1,616,063	1,080,949
	875	997	926	838	895	882
宮城	375					
	213,938					
	571					
東京	12,303	825	1,025	900	750	1,150
	7,748,286	519,750	645,750	567,000	472,500	724,500
	630	630	630	630	630	630
神奈川	1,110	400		60	240	
	525,525	189,000		26,145	111,930	
	473	473		436	466	
静岡	7,390	876	495	985	529	305
	7,834,376	963,376	561,225	1,139,040	593,986	375,511
	1,060	1,100	1,134	1,156	1,123	1,231
冷インドまぐろ	1,406	152	215	66	116	67
合計	2,182,619	308,471	457,667	237,274	372,048	243,795
平均単価	1,552	2,029	2,129	3,595	3,207	3,639
宮城	980	80	105		15	
	562,282	46,201	60,640		8,663	
	574	578	578		578	

上段：数量=kg
 单位 中断：金额=円
 下段：単価=円

9月	10月	11月	12月	1月	2月	3月
12,608	17,453	14,509	18,779	15,045	14,640	21,262
23,371,944	29,243,483	24,333,451	34,110,306	24,974,518	24,951,430	35,330,866
1,854	1,676	1,677	1,816	1,660	1,704	1,662
4,039	4,970	4,131	7,901	4,924	4,192	5,527
10,214,744	12,430,904	10,399,906	18,759,058	12,012,880	10,649,978	13,549,285
2,529	2,501	2,518	2,374	2,440	2,541	2,451
1,806	1,832	2,228	2,417	1,938	2,096	3,376
2,495,846	2,405,995	3,082,577	3,215,508	2,665,568	2,892,666	4,795,770
1,382	1,313	1,384	1,330	1,375	1,380	1,421
1,141	1,238	478	799	579	697	962
1,896,426	2,183,009	854,343	1,581,186	1,194,047	1,443,671	2,115,027
1,662	1,763	1,787	1,979	2,062	2,071	2,199
802	486	228	67	33	76	309
1,064,088	725,806	269,325	237,405	114,786	268,905	963,103
1,327	1,493	1,181	3,543	3,478	3,538	3,117
4,820	8,927	7,444	7,595	7,571	7,579	11,088
7,700,840	11,497,769	9,727,300	10,317,149	8,987,237	9,696,210	13,907,681
1,598	1,288	1,307	1,358	1,187	1,279	1,254
11	337	149	2,179	3,492	2,906	3,684
20,612	627,476	259,219	2,732,005	3,681,556	3,092,123	3,957,568
1,874	1,862	1,740	1,254	1,054	1,064	1,074
2	319	4	433	2		
7,854	601,015	15,708	895,597	7,854		
3,927	1,884	3,927	2,068	3,927		
						24
						10,500
						438
		21				
		35,842				
		1,707				
9	18	124	1,746	3,490	2,906	3,660
12,758	26,461	207,669	1,836,408	3,673,702	3,092,123	3,947,068
1,418	1,470	1,675	1,052	1,053	1,064	1,078
1,565	2,269	1,809	3,608	1,770	4,347	4,909
1,203,091	1,873,462	1,510,656	2,677,314	1,362,863	3,465,199	3,866,324
769	826	835	742	770	797	788
520	920	966	1,089	442	1,129	2,573
393,777	837,526	815,745	916,004	446,585	1,030,062	2,086,798
757	910	844	841	1,010	912	811
		40	100		160	75
		23,100	57,750		89,775	43,313
		578	578		561	578
825	1,002	514	2,096	784	1,307	1,125
519,750	629,097	323,820	1,319,535	493,794	824,040	708,750
630	628	630	630	630	630	630
			10	300		100
			9,450	141,750		47,250
			945	473		473
220	347	289	313	244	1,751	1,036
289,564	406,839	347,991	374,575	280,734	1,521,322	980,213
1,316	1,172	1,204	1,197	1,151	869	946
120	90	25	30	285	100	140
75,600	51,975	15,750	128,662	164,589	47,250	79,538
630	578	630	4,289	578	473	568
120	90	25	20	285	100	140
75,600	51,975	15,750	12,076	164,589	47,250	79,538
630	578	630	604	578	473	568

(2) 冷凍

品目別・出荷地	計	4月	5月	6月	7月	8月
冷インドまぐろ	10					
東京	116,586					
	11,659					
静岡	416	72	110	66	101	67
	1,503,751	262,270	397,027	237,274	363,385	243,795
	3,615	3,643	3,609	3,595	3,598	3,639
冷凍まぐろ類	82,288	7,772	9,848	7,471	6,988	9,395
合計	173,413,659	12,609,846	18,180,413	12,266,648	13,215,516	23,338,715
平均単価	2,107	1,622	1,846	1,642	1,891	2,484
福島	34,785	1,796	2,756	2,047	2,134	4,870
	71,907,068	3,091,544	5,146,093	3,416,647	3,620,402	12,415,243
	2,067	1,721	1,867	1,669	1,697	2,549
宮城	37,312	4,600	4,998	3,976	3,546	3,122
	73,918,828	6,891,118	9,033,321	5,998,410	6,756,460	7,091,241
	1,981	1,498	1,807	1,509	1,905	2,271
東京	117		9		34	
	469,880		44,177		162,068	
	4,016		4,909		4,767	
神奈川	422		43	33	65	59
	3,520,097		391,755	235,621	428,243	343,120
	8,341		9,111	7,140	6,588	5,816
静岡	9,652	1,376	2,042	1,415	1,209	1,344
	23,597,786	2,627,184	3,565,067	2,615,970	2,248,343	3,489,111
	2,445	1,909	1,746	1,849	1,860	2,596

上段：数量=kg
 单位 中断：金額=円
 下段：単価=円

9月	10月	11月	12月	1月	2月	3月
			10			
			116,586			
			11,659			
5,147	3,857	6,652	9,339	4,856	6,130	4,833
12,573,349	10,512,871	10,511,888	28,164,686	8,651,803	11,768,298	11,619,626
2,443	2,726	1,580	3,016	1,782	1,920	2,404
2,666	2,648	1,478	5,410	2,528	3,961	2,491
5,472,808	4,710,245	2,550,959	14,867,918	3,805,268	7,218,900	5,591,041
2,053	1,779	1,726	2,748	1,505	1,822	2,244
1,448	1,043	4,962	3,532	2,104	1,930	2,051
4,957,450	4,845,634	6,689,723	10,846,381	3,295,305	3,429,695	4,084,090
3,424	4,646	1,348	3,071	1,566	1,777	1,991
		15	15		20	24
		20,686	25,200		124,425	93,324
		1,379	1,680		6,221	3,889
30	16	16	34	72	44	10
168,000	200,340	195,615	422,100	583,685	426,878	124,740
5,600	12,521	12,226	12,415	8,107	9,702	12,474
1,003	150	181	348	152	175	257
1,975,091	756,652	1,054,905	2,003,087	967,545	568,400	1,726,431
1,969	5,044	5,828	5,756	6,365	3,248	6,718

(3) 塩干・加工品

品目別・出荷地	計	4月	5月	6月	7月	8月
塩さけ	503,801	35,861	36,365	39,625	51,338	47,452
合計	393,238,340	29,236,876	30,630,574	31,817,419	41,616,245	38,287,315
平均単価	781	815	842	803	811	807
福島	10,757 13,822,392 1,285	687 858,622 1,250	518 762,930 1,473	323 572,660 1,773	1,511 2,053,409 1,359	1,638 1,955,284 1,194
北海道	68,210 56,732,204 832	2,810 2,389,897 850	5,209 5,167,470 992	8,004 6,402,210 800	13,866 11,567,746 834	8,566 6,991,574 816
青森	55,762 42,531,370 763	5,643 4,489,548 796	5,866 4,662,463 795	4,812 3,713,010 772	5,269 4,036,305 766	6,549 5,167,155 789
宮城	230,300 176,079,217 765	17,813 14,064,769 790	15,853 12,841,474 810	15,614 12,816,699 821	16,134 13,537,975 839	16,170 13,116,835 811
山形	175 225,094 1,286			140 184,669 1,319	35 40,425 1,155	
茨城	1,082 535,920 495	5 4,725 945				8 14,280 1,785
埼玉	100 31,395 314		70 23,520 336	30 7,875 263		
千葉	85,902 62,467,946 727	5,848 4,652,424 796	5,696 4,288,284 753	5,440 4,110,288 756	8,200 5,840,394 712	8,096 5,677,360 701
東京	49,403 39,213,800 794	2,735 2,601,120 951	3,153 2,884,433 915	5,262 4,010,008 762	6,148 4,444,441 723	6,425 5,364,827 835
新潟	2,070 1,571,702 759	280 148,471 530			175 95,550 546	
三重	40 27,300 683	40 27,300 683				
塩ます	20,963	1,580	1,436	1,712	788	1,410
合計	18,997,408	1,312,611	1,390,149	1,512,718	819,733	1,242,073
平均単価	906	831	968	884	1,040	881
福島	185 313,741 1,696	27 20,118 745	21 16,758 798	0 1,050 0	14 21,778 1,556	20 48,510 2,426
北海道	238 147,105 618		60 36,120 602	15 9,030 602	155 98,280 634	8 3,675 459
宮城	8,545 8,204,781 960	621 469,061 755	237 259,131 1,093	276 304,756 1,104	279 300,633 1,078	439 405,947 925
千葉	7,750 6,836,319 882	804 697,956 868	558 589,890 1,057	336 314,832 937	299 329,742 1,103	390 346,038 887
東京	4,245 3,495,462 823	128 125,476 980	560 488,250 872	1,085 883,050 814	41 69,300 1,690	553 437,903 792
塩ほっけ	35,604	4,777	3,049	3,742	3,540	3,416
合計	19,295,449	2,504,478	1,560,290	1,875,788	1,962,670	1,817,131
平均単価	542	524	512	501	554	532
福島	35,409 19,180,579 542	4,765 2,496,603 524	3,038 1,553,990 512	3,742 1,875,788 501	3,540 1,962,670 554	3,406 1,811,881 532
北海道	30 37,800 1,260					
宮城	165 77,070 467	12 7,875 656	11 6,300 573			10 5,250 525

上段：数量=kg
 单位 中断：金額=円
 下段：単価=円

9月	10月	11月	12月	1月	2月	3月
30,026	33,480	48,305	79,062	26,337	33,208	42,742
22,385,346	24,726,652	36,492,658	64,744,035	18,991,657	22,973,798	31,335,765
746	739	755	819	721	692	733
416	756	1,441	2,447	328	283	409
677,250	943,915	1,704,523	2,745,228	539,070	476,385	533,116
1,628	1,249	1,183	1,122	1,644	1,683	1,303
3,140	3,058	6,885	9,443	1,258	3,061	2,910
2,460,535	2,248,407	5,850,311	8,916,418	893,474	1,739,327	2,104,835
784	735	850	944	710	568	723
4,518	3,277	5,882	5,052	3,225	2,948	2,721
3,320,394	2,594,214	3,987,144	3,731,396	2,344,325	2,190,720	2,294,696
735	792	678	739	727	743	843
14,864	15,931	22,459	37,560	14,748	17,790	25,364
10,848,145	11,647,351	16,902,973	30,888,755	9,938,693	11,706,435	17,769,113
730	731	753	822	674	658	701
	8		8	225	731	97
	14,280		12,600	189,210	221,445	79,380
	1,785		1,575	841	303	818
5,168	6,336	7,230	17,663	4,656	4,894	6,675
3,605,028	4,455,612	5,208,328	13,267,831	3,178,959	3,438,603	4,744,835
698	703	720	751	683	703	711
1,896	4,042	4,360	6,593	1,838	3,455	3,496
1,458,874	2,770,793	2,805,275	4,939,388	1,868,971	3,165,498	2,900,172
769	686	643	749	1,017	916	830
24	72	48	296	59	46	1,070
15,120	52,080	34,104	242,419	38,955	35,385	909,618
630	723	711	819	660	769	850
1,149	1,186	1,797	3,550	2,089	2,557	1,709
1,054,489	1,173,322	1,751,461	2,981,358	1,921,295	2,278,882	1,559,317
918	989	975	840	920	891	912
6	6	19	39	11	10	12
23,415	10,290	46,074	66,234	22,806	17,766	18,942
3,903	1,715	2,425	1,698	2,073	1,777	1,579
749	697	757	1,384	1,296	786	1,024
567,457	639,502	814,252	1,263,516	1,275,755	871,840	1,032,931
758	918	1,076	913	984	1,109	1,009
363	432	440	1,130	726	1,648	624
411,117	441,630	445,830	915,390	574,434	1,304,016	465,444
1,133	1,022	1,013	810	791	791	746
31	51	581	997	56	113	49
52,500	81,900	445,305	736,218	48,300	85,260	42,000
1,694	1,606	766	738	863	755	857
3,573	2,724	1,847	2,629	2,477	3,000	830
2,124,415	1,527,816	989,881	1,607,353	1,300,796	1,537,761	487,070
595	561	536	611	525	513	587
3,573	2,724	1,847	2,599	2,345	3,000	830
2,124,415	1,527,816	989,881	1,569,553	1,243,151	1,537,761	487,070
595	561	536	604	530	513	587
			30			
			37,800			
			1,260			
				132		
				57,645		
				437		

(3) 塩干・加工品

品目別・出荷地	計	4月	5月	6月	7月	8月
筋子	69,600	5,139	5,357	6,405	7,668	8,666
合計	208,102,812	13,103,318	14,760,061	18,319,718	21,694,481	25,517,417
平均単価	2,990	2,550	2,755	2,860	2,829	2,945
福島	130 288,750 2,221			60 131,250 2,188	50 115,500 2,310	20 42,000 2,100
北海道	4,986 16,153,528 3,240	370 909,825 2,459	726 2,812,110 3,873	1,331 4,235,595 3,182	1,136 2,920,218 2,571	204 601,860 2,950
青森	9,271 37,177,534 4,010	666 2,627,730 3,946	708 2,793,105 3,945	819 3,034,500 3,705	647 2,546,250 3,935	1,190 4,468,905 3,755
岩手	240 579,600 2,415			90 264,600 2,940	150 315,000 2,100	
宮城	20,610 62,038,625 3,010	518 1,498,455 2,893	733 2,032,800 2,773	545 1,729,403 3,173	2,232 6,628,335 2,970	3,087 9,037,771 2,928
秋田	4,719 13,007,716 2,756	1,025 2,279,340 2,224	5 12,075 2,415	250 685,650 2,743	249 758,625 3,047	605 1,766,310 2,920
山形	6,765 15,389,536 2,275	585 1,246,980 2,132	2,370 5,151,195 2,174	1,790 3,948,945 2,206	210 460,950 2,195	800 1,881,600 2,352
茨城	40 7,980 200	40 7,980 200				
東京	15,764 43,373,041 2,751	1,570 3,579,975 2,280	770 1,854,301 2,408	490 1,439,550 2,938	2,144 5,629,628 2,626	1,340 3,887,416 2,901
新潟	7,075 20,086,502 2,839	365 953,033 2,611	45 104,475 2,322	1,030 2,850,225 2,767	850 2,319,975 2,729	1,420 3,831,555 2,698
いくら	32,985	2,696	3,041	2,336	3,588	3,899
合計	161,799,699	12,243,819	13,650,987	10,503,539	16,310,125	18,006,660
平均単価	4,905	4,541	4,489	4,496	4,546	4,618
福島	144 628,110 4,362					
北海道	15,290 76,742,195 5,019	789 3,938,361 4,992	1,567 7,137,438 4,555	1,815 7,936,740 4,373	1,069 5,075,343 4,748	1,840 8,311,128 4,517
青森	236 1,009,092 4,276				10 39,900 3,990	190 756,000 3,979
岩手	2,061 12,473,992 6,052	98 679,182 6,930	136 903,672 6,645	65 450,576 6,932	105 678,082 6,458	397 1,885,926 4,750
宮城	2,153 9,497,253 4,411	610 2,741,550 4,494	480 2,087,925 4,350	270 1,086,225 4,023	160 621,075 3,882	10 74,550 7,455
東京	12,351 57,258,559 4,636	1,199 4,884,726 4,074	858 3,521,952 4,105	146 803,880 5,506	2,044 8,739,675 4,276	1,182 5,363,106 4,537
新潟	10 77,700 7,770					10 77,700 7,770
大阪	740 4,112,798 5,558			40 226,118 5,653	200 1,156,050 5,780	270 1,538,250 5,697
助子	92,096	7,443	6,747	8,814	7,753	8,999
合計	174,761,653	13,945,968	12,711,860	15,628,115	15,509,767	17,846,300
平均単価	1,898	1,874	1,884	1,773	2,000	1,983
北海道	2,559 6,539,663 2,556	181 454,650 2,512	164 429,030 2,616	241 501,480 2,081	166 371,858 2,240	362 963,795 2,662

上段：数量=kg
 单位 中断：金額=円
 下段：単価=円

9月	10月	11月	12月	1月	2月	3月
5,277 15,783,296 2,991	5,872 17,330,725 2,951	5,025 15,979,243 3,180	10,497 33,540,783 3,195	2,799 9,370,305 3,348	2,730 9,055,540 3,317	4,165 13,647,925 3,277
192 606,228 3,157	180 682,710 3,793	168 690,480 4,110	260 1,067,640 4,106	92 361,200 3,926	170 637,006 3,747	157 628,656 4,004
1,027 3,873,135 3,771	775 2,958,585 3,818	577 2,462,539 4,268	1,055 4,589,865 4,351	622 2,707,005 4,352	588 2,554,650 4,345	597 2,561,265 4,290
1,993 5,780,460 2,900	2,728 7,678,440 2,815	880 2,871,121 3,263	4,367 13,875,540 3,177	1,245 3,901,485 3,134	882 2,628,938 2,981	1,400 4,375,877 3,126
500 1,346,625 2,693	310 816,690 2,634	1,105 3,452,033 3,124	305 871,710 2,858	50 199,500 3,990	145 377,580 2,604	170 441,578 2,598
120 226,800 1,890	110 207,900 1,890	455 1,399,650 3,076		20 49,350 2,468	25 81,375 3,255	280 734,791 2,624
545 1,396,553 2,562	864 2,416,157 2,796	1,830 5,067,720 2,769	4,095 11,832,820 2,890	420 1,128,120 2,686	680 2,099,476 3,087	1,016 3,041,325 2,993
900 2,553,495 2,837	905 2,570,243 2,840	10 35,700 3,570	415 1,303,208 3,140	350 1,023,645 2,925	240 676,515 2,819	545 1,864,433 3,421
2,319 11,258,899 4,855	2,292 11,277,294 4,920	2,371 13,098,206 5,524	5,337 29,169,167 5,465	1,128 6,243,511 5,535	1,258 6,836,310 5,434	2,720 13,201,182 4,853
	60 255,150 4,253	84 372,960 4,440				
848 4,451,454 5,249	668 3,583,755 5,365	1,076 6,327,785 5,881	2,780 15,631,727 5,623	655 3,533,041 5,394	743 4,071,271 5,480	1,440 6,744,152 4,683
					7 35,532 5,076	29 177,660 6,126
255 1,189,062 4,663	75 531,468 7,086	137 986,580 7,201	427 2,593,668 6,074	139 985,152 7,087	113 804,384 7,118	114 786,240 6,897
	15 83,685 5,579	100 454,125 4,541	300 1,393,875 4,646		3 13,913 4,638	205 940,330 4,587
1,162 5,326,693 4,584	1,428 6,584,046 4,611	952 4,839,576 5,084	1,722 9,005,577 5,230	334 1,725,318 5,166	392 1,911,210 4,876	932 4,552,800 4,885
54 291,690 5,402	46 239,190 5,200	22 117,180 5,326	108 544,320 5,040			
6,150 11,807,705 1,920	5,767 11,635,300 2,018	7,025 13,861,217 1,973	11,601 22,672,910 1,954	5,499 10,027,555 1,824	7,942 14,326,322 1,804	8,356 14,788,634 1,770
186 478,380 2,572	149 403,200 2,706	196 528,150 2,695	354 942,270 2,662	62 183,750 2,964	397 1,008,420 2,540	101 274,680 2,720

(3) 塩干・加工品

品目別・出荷地	計	4月	5月	6月	7月	8月
助子	1,245	18	99	885	35	
青森	2,115,876	30,996	163,296	1,505,196	59,934	
	1,699	1,722	1,649	1,701	1,712	
宮城	11,989	829	847	1,292	1,753	1,369
	21,529,049	1,529,827	1,803,125	2,404,418	3,306,553	2,671,515
	1,796	1,845	2,129	1,861	1,886	1,951
東京	33,082	2,601	1,573	1,810	1,742	3,667
	55,724,490	4,511,404	2,686,332	3,003,468	3,197,783	6,245,459
	1,684	1,734	1,708	1,659	1,836	1,703
山口	420	20	46	40	46	42
	1,089,060	48,300	133,140	96,600	128,940	145,740
	2,593	2,415	2,894	2,415	2,803	3,470
福岡	42,801	3,794	4,018	4,546	4,011	3,559
	87,763,515	7,370,791	7,496,937	8,116,953	8,444,699	7,819,791
	2,051	1,943	1,866	1,786	2,105	2,197
数の子	22,742	329	236	291	215	207
合計	52,482,907	659,663	542,764	646,706	565,341	496,083
平均単価	2,308	2,005	2,300	2,222	2,629	2,397
福島	1,458					
	3,404,259					
	2,335					
北海道	2,236	51	45	90	51	45
	6,241,830	128,835	99,225	198,450	128,835	99,225
	2,792	2,526	2,205	2,205	2,526	2,205
青森	8,638	172	150	135	121	125
	19,322,646	390,852	343,476	307,944	276,360	284,256
	2,237	2,272	2,290	2,281	2,284	2,274
宮城	6,324	91	26	38	12	17
	13,851,430	94,616	59,239	67,788	40,110	54,012
	2,190	1,040	2,278	1,784	3,343	3,177
茨城	39					
	85,554					
	2,194					
千葉	248					
	482,895					
	1,947					
東京	3,286	15	15	28	31	20
	8,099,943	45,360	40,824	72,524	120,036	58,590
	2,465	3,024	2,722	2,590	3,872	2,930
新潟	380					
	756,210					
	1,990					
山口	133					
	238,140					
	1,791					
丸干いわし	49,483	2,648	2,476	2,628	1,970	1,568
合計	29,796,873	1,735,872	1,466,658	1,566,647	1,233,242	974,213
平均単価	602	656	592	596	626	621
福島	835	74	68	60	70	80
	717,418	53,876	46,254	46,201	53,173	60,008
	859	728	680	770	760	750
宮城	30	3	3	3	3	3
	179,833	15,985	19,796	21,683	15,831	18,854
	5,994	5,328	6,599	7,228	5,277	6,285
茨城	4,609	467	435	376	8	
	2,294,533	318,503	167,664	166,691	1,680	
	498	682	385	443	210	
千葉	43,392	2,104	1,970	2,173	1,881	1,485
	26,155,038	1,347,508	1,232,944	1,322,412	1,159,618	895,351
	603	640	626	609	616	603
東京	137					
	108,381					
	791					
山口	480			16	8	
	341,670			9,660	2,940	
	712			604	368	

上段：数量=kg
 单位 中断：金額=円
 下段：単価=円

9月	10月	11月	12月	1月	2月	3月
19	63	9	36	18	45	18
30,996	108,486	15,498	61,992	30,996	77,490	30,996
1,631	1,722	1,722	1,722	1,722	1,722	1,722
359	1,125	670	962	1,289	839	655
671,960	2,009,214	1,262,126	1,487,128	1,884,092	1,319,849	1,179,242
1,872	1,786	1,884	1,546	1,462	1,573	1,800
3,105	2,075	2,850	4,613	1,815	3,192	4,039
5,544,915	3,795,604	4,777,158	7,400,452	3,095,871	5,316,735	6,149,309
1,786	1,829	1,676	1,604	1,706	1,666	1,522
30	40	40	40	36	20	20
71,400	94,500	71,400	94,500	107,940	48,300	48,300
2,380	2,363	1,785	2,363	2,998	2,415	2,415
2,451	2,315	3,260	5,596	2,279	3,449	3,523
5,010,054	5,224,296	7,206,885	12,686,568	4,724,906	6,555,528	7,106,107
2,044	2,257	2,211	2,267	2,073	1,901	2,017
217	335	2,671	17,402	417	196	226
487,242	777,420	6,706,309	39,742,648	933,345	449,862	475,524
2,245	2,321	2,511	2,284	2,238	2,295	2,104
		257	1,201			
		593,093	2,811,166			
		2,308	2,341			
90	156	655	1,008	45		
198,450	359,730	1,697,325	3,232,530	99,225		
2,205	2,306	2,591	3,207	2,205		
109	130	423	6,670	345	141	117
248,724	296,100	938,448	14,909,958	769,860	296,100	260,568
2,282	2,278	2,219	2,235	2,231	2,100	2,227
18	24	561	5,448	22	6	61
40,068	53,424	1,529,777	11,726,798	49,140	12,222	124,236
2,226	2,226	2,727	2,152	2,234	2,037	2,037
			39			
			85,554			
			2,194			
		32	216			
		60,795	422,100			
		1,900	1,954			
	25	689	2,361	5	49	48
	68,166	1,780,716	5,666,347	15,120	141,540	90,720
	2,727	2,584	2,400	3,024	2,889	1,890
		54	326			
		106,155	650,055			
		1,966	1,994			
			133			
			238,140			
			1,791			
1,389	2,306	2,023	2,207	15,648	11,363	3,257
856,380	1,452,700	1,307,102	1,335,393	8,939,015	6,539,008	2,390,643
617	630	646	605	571	575	734
33	130	58	42	128	56	36
30,030	129,833	57,331	42,158	118,042	44,216	36,296
910	999	988	1,004	922	790	1,008
3	2	3	1	2	2	2
14,143	11,315	15,085	3,772	13,200	16,027	14,142
4,714	5,658	5,028	3,772	6,600	8,014	7,071
			15	2,168	1,110	30
			9,702	1,154,265	468,636	7,392
			647	532	422	246
1,337	2,134	1,946	2,149	12,982	10,062	3,169
805,277	1,302,942	1,231,326	1,279,761	7,350,142	5,906,704	2,321,053
602	611	633	596	566	587	732
				100	37	
				85,932	22,449	
				859	607	
16	40	16		268	96	20
6,930	8,610	3,360		217,434	80,976	11,760
433	215	210		811	844	588

(3) 塩干・加工品

品目別・出荷地	計	4月	5月	6月	7月	8月
開干あじ	85,420	9,275	7,822	9,365	8,920	6,833
合計	70,133,785	6,921,494	6,584,917	7,162,668	7,683,818	6,230,967
平均単価	821	746	842	765	861	912
福島	9,948 5,082,922 511	284 297,873 1,049	344 259,078 753	412 373,716 907	434 399,000 919	338 334,388 989
宮城	7 8,085 1,155					
茨城	4,843 8,473,231 1,750	422 821,524 1,947	449 870,076 1,938	451 863,302 1,914	444 843,148 1,899	338 607,703 1,798
千葉	878 1,299,223 1,480	68 100,973 1,485	80 137,767 1,722	143 203,129 1,420	70 100,283 1,433	58 96,722 1,668
東京	1,956 1,123,120 574				109 56,784 521	78 33,600 431
神奈川	9,926 4,366,772 440	1,780 586,530 330	943 642,548 681	2,022 650,055 321	1,694 792,855 468	817 400,260 490
静岡	57,850 49,745,152 860	6,721 5,114,594 761	6,006 4,675,448 778	6,337 5,072,466 800	6,169 5,491,748 890	5,204 4,758,294 914
山口	12 35,280 2,940					
開干さんま	64,145	4,300	8,022	4,785	5,009	4,574
合計	46,378,960	4,007,739	5,353,304	4,017,740	3,771,640	3,452,286
平均単価	723	932	667	840	753	755
福島	56,713 35,938,869 634	3,142 2,218,787 706	7,019 3,771,340 537	3,772 2,446,056 648	4,493 3,064,535 682	4,091 2,788,743 682
北海道	12 7,560 630		12 7,560 630			
岩手	10 10,290 1,029			10 10,290 1,029		
宮城	32 19,320 604					14 9,660 690
茨城	4,102 6,006,287 1,464	350 536,239 1,532	381 656,221 1,722	358 585,125 1,634	305 434,577 1,425	369 544,116 1,475
千葉	2,786 4,084,364 1,466	808 1,252,713 1,550	600 908,985 1,515	640 970,977 1,517	196 266,228 1,358	100 109,767 1,098
静岡	15 14,490 966		10 9,198 920	5 5,292 1,058		
山口	475 297,780 627				15 6,300 420	
丸干さんま	4,605	559	635	403	497	444
合計	4,012,819	499,908	503,928	358,260	472,481	394,843
平均単価	871	894	794	889	951	889
福島	3,750 3,306,070 882	438 394,801 901	365 297,549 815	251 226,737 903	367 360,288 982	361 343,519 952
北海道	546 400,304 733	80 62,475 781	230 164,851 717	112 90,363 807	85 65,888 775	36 15,309 425
岩手	298 295,105 990	41 42,632 1,040	40 41,528 1,038	40 41,160 1,029	45 46,305 1,029	47 36,015 766

上段：数量=kg
 单位 中断：金額=円
 下段：単価=円

9月	10月	11月	12月	1月	2月	3月
10,197	6,718	6,573	5,244	3,868	4,472	6,133
4,722,842	5,243,384	5,980,954	5,112,961	3,988,222	4,669,212	5,832,346
463	780	910	975	1,031	1,044	951
4,987	423	581	652	369	470	654
320,544	349,713	549,801	649,803	330,540	563,941	654,525
64	827	946	997	896	1,200	1,001
			7			
			8,085			
			1,155			
286	346	517	350	311	335	594
483,063	621,891	701,050	563,141	537,816	605,961	954,556
1,689	1,797	1,356	1,609	1,729	1,809	1,607
127	67	48	64	36	66	51
125,903	109,490	75,186	106,009	65,794	94,664	83,303
991	1,634	1,566	1,656	1,828	1,434	1,633
	194	571	226	71	337	370
	98,461	291,431	132,212	44,615	232,950	233,067
	508	510	585	628	691	630
814	1,109	445	85	15	90	112
518,175	382,914	252,315	40,950	4,725	29,610	65,835
637	345	567	482	315	329	588
3,983	4,579	4,411	3,860	3,066	3,174	4,340
3,275,157	3,680,915	4,111,171	3,612,761	3,004,732	3,142,086	3,805,780
822	804	932	936	980	990	877
						12
						35,280
						2,940
3,143	3,914	3,664	4,764	7,758	6,420	7,792
2,207,283	2,878,074	2,839,028	3,623,140	4,786,321	4,313,230	5,129,175
702	735	775	761	617	672	658
2,782	3,490	3,083	4,308	7,449	5,900	7,184
1,836,674	2,362,934	2,216,804	3,029,193	4,356,256	3,567,786	4,279,761
660	677	719	703	585	605	596
18						
9,660						
537						
153	256	380	341	287	418	504
233,941	376,540	459,894	446,989	404,571	597,772	730,302
1,529	1,471	1,210	1,311	1,410	1,430	1,449
34	56	53	115	22	82	80
28,728	68,040	69,090	146,958	25,494	130,872	106,512
845	1,215	1,304	1,278	1,159	1,596	1,331
156	112	148			20	24
98,280	70,560	93,240			16,800	12,600
630	630	630			840	525
180	269	254	444	285	292	343
152,040	207,942	211,208	471,031	183,456	212,154	345,568
845	773	832	1,061	644	727	1,007
159	254	241	429	285	277	323
129,045	193,872	199,500	455,596	183,456	196,719	324,988
812	763	828	1,062	644	710	1,006
		3				
		1,418				
		473				
15	10	10	15		15	20
15,435	10,290	10,290	15,435		15,435	20,580
1,029	1,029	1,029	1,029		1,029	1,029

(3) 塩干・加工品

品目別・出荷地	計	4月	5月	6月	7月	8月
丸干さんま	11					
宮城	11,340					
	1,031					
開干ほっけ	193,417	12,340	14,107	15,044	13,578	16,932
合 計	183,233,801	14,474,649	16,559,290	17,832,550	15,016,617	14,095,062
平均単価	947	1,173	1,174	1,185	1,106	832
福島	134,834	8,546	9,409	10,710	8,578	11,623
	102,964,432	8,361,908	9,795,369	11,320,162	8,473,424	7,598,379
	764	978	1,041	1,057	988	654
北海道	41					
	59,850					
	1,460					
青森	233			8		
	86,588			10,500		
	372			1,313		
宮城	1,573	23	53		101	143
	1,421,019	28,319	51,766		100,023	130,032
	903	1,231	977		990	909
秋田	30				28	
	124,614				116,424	
	4,154				4,158	
茨城	22,920	2,190	2,598	2,210	1,620	1,782
	35,310,704	3,568,746	3,724,154	3,156,638	2,540,334	2,556,553
	1,541	1,630	1,433	1,428	1,568	1,435
千葉	32,276	1,581	1,987	2,116	3,251	3,364
	40,191,633	2,515,676	2,965,951	3,345,250	3,786,412	3,777,842
	1,245	1,591	1,493	1,581	1,165	1,123
東京	60		60			
	22,050		22,050			
	368		368			
新潟	675					
	2,125,551					
	3,149					
富山	775					20
	927,360					32,256
	1,197					1,613
開干きちじ	11,317	520	437	756	1,837	1,399
合 計	26,038,721	1,349,384	1,129,546	2,004,854	4,666,252	2,557,017
平均単価	2,301	2,595	2,585	2,652	2,540	1,828
福島	9,567	430	344	314	917	1,394
	21,358,392	1,090,295	860,640	813,574	2,303,068	2,542,842
	2,233	2,536	2,502	2,591	2,512	1,824
北海道	73		3	2	34	
	390,495		10,080	8,190	191,100	
	5,349		3,360	4,095	5,621	
青森	78					
	252,525					
	3,238					
宮城	1,589	90	90	440	886	5
	4,032,689	259,089	258,826	1,183,090	2,172,084	14,175
	2,538	2,879	2,876	2,689	2,452	2,835
茨城	10					
	4,620					
	462					
開干さば	17,377	1,743	1,233	1,149	1,459	1,211
合 計	18,911,053	1,999,792	1,655,393	1,806,896	1,571,279	1,244,235
平均単価	1,088	1,147	1,343	1,573	1,077	1,027
福島	5,649	482	296	380	409	413
	7,565,823	657,759	672,043	993,769	737,103	612,505
	1,339	1,365	2,270	2,615	1,802	1,483
青森	263				200	
	82,026				46,977	
	312				235	
茨城	4,889	355	373	393	278	307
	4,285,516	342,423	382,087	406,366	285,540	295,005
	877	965	1,024	1,034	1,027	961

上段：数量=kg
 单位 中断：金額=円
 下段：単価=円

9月	10月	11月	12月	1月	2月	3月
6 7,560 1,260	5 3,780 756					
19,474 14,146,265 726	19,785 15,963,168 807	17,452 16,124,891 924	16,147 15,347,965 951	17,486 13,651,474 781	14,824 14,371,055 969	16,248 15,650,815 963
13,632 8,667,752 636	15,153 9,780,998 645	12,687 9,164,940 722	10,840 7,441,431 686	13,206 7,309,343 553	10,374 7,580,844 731	10,076 7,469,882 741
		41 59,850 1,460				
40 9,072 227	124 39,060 315				16 12,600 788	45 15,356 341
168 158,760 945	165 163,800 993	163 143,262 879	358 302,211 844	140 119,637 855	94 79,821 849	165 143,388 869
2 8,190 4,095						
1,406 1,930,611 1,373	1,813 2,896,999 1,598	2,001 3,035,424 1,517	1,867 2,940,720 1,575	1,762 2,847,471 1,616	1,604 2,762,406 1,722	2,067 3,350,648 1,621
4,226 3,371,880 798	2,460 2,969,415 1,207	2,260 2,968,560 1,314	2,821 4,002,337 1,419	2,118 2,705,882 1,278	2,551 3,496,134 1,370	3,541 4,286,294 1,210
		180 559,319 3,107	176 524,178 2,978	210 588,501 2,802	55 229,586 4,174	54 223,967 4,148
	70 112,896 1,613	120 193,536 1,613	85 137,088 1,613	50 80,640 1,613	130 209,664 1,613	300 161,280 538
361 848,565 2,351	410 918,417 2,240	737 1,486,408 2,017	2,874 6,029,726 2,098	599 1,602,838 2,676	660 1,646,382 2,495	727 1,799,332 2,475
361 848,565 2,351	380 831,792 2,189	681 1,343,083 1,972	2,842 5,949,506 2,093	599 1,602,838 2,676	582 1,393,857 2,395	723 1,778,332 2,460
		15 97,125 6,475	15 63,000 4,200			4 21,000 5,250
					78 252,525 3,238	
	30 86,625 2,888	36 44,100 1,225	12 14,700 1,225			
		5 2,100 420	5 2,520 504			
895 827,197 924	1,033 1,341,472 1,299	1,194 1,665,141 1,395	1,241 1,583,130 1,276	1,532 1,331,661 869	1,947 1,655,112 850	2,740 2,229,745 814
131 236,182 1,803	245 578,799 2,362	440 641,871 1,459	390 552,807 1,417	948 555,003 585	753 630,855 838	762 697,127 915
					58 35,049 604	5 0 0
325 251,797 775	244 295,770 1,212	248 293,709 1,184	246 235,364 957	155 180,081 1,162	740 519,921 703	1,225 797,453 651

(3) 塩干・加工品

品目別・出荷地	計	4月	5月	6月	7月	8月
開干さば	3,192	368	290	340	495	289
千葉	3,309,241	385,234	324,063	363,917	480,155	290,178
	1,037	1,047	1,117	1,070	970	1,004
東京	661 234,471 355				72 15,624 217	194 40,751 210
新潟	226 816,700 3,614					
静岡	2,497 2,617,276 1,048	538 614,376 1,142	274 277,200 1,012	36 42,844 1,190	5 5,880 1,176	8 5,796 725
身欠にしん 合計 平均単価	22,146 15,371,601 694	3,264 2,229,969 683	3,566 2,559,480 718	1,933 1,382,325 715	1,231 854,259 694	1,033 772,128 747
北海道	21,998 15,018,171 683	3,244 2,181,144 672	3,556 2,532,600 712	1,918 1,351,875 705	1,211 805,434 665	1,018 731,808 719
東京	148 353,430 2,388	20 48,825 2,441	10 26,880 2,688	15 30,450 2,030	20 48,825 2,441	15 40,320 2,688
煮干 合計 平均単価	79,714 139,483,108 1,750	6,858 9,134,136 1,332	7,338 10,853,979 1,479	6,856 12,679,047 1,849	6,436 14,056,442 2,184	6,075 13,067,686 2,151
福島	1,210 9,708,314 8,023	8 29,820 3,728	14 62,055 4,433	92 518,574 5,637	51 1,137,328 22,301	46 1,242,273 27,006
青森	205 287,649 1,403		24 32,760 1,365	56 78,120 1,395	48 69,300 1,444	50 70,613 1,412
宮城	1,513 6,676,721 4,413	117 514,866 4,401	119 586,984 4,933	113 450,184 3,984	98 398,164 4,063	121 436,049 3,604
茨城	7,813 14,810,619 1,896	75 70,875 945	264 337,176 1,277	235 222,075 945	250 236,250 945	340 415,800 1,223
千葉	7,050 22,241,077 3,155	599 1,507,752 2,517	683 2,298,833 3,366	821 2,876,275 3,503	670 2,598,572 3,878	631 2,627,561 4,164
東京	44,878 69,271,115 1,544	3,419 5,491,872 1,606	4,429 6,191,180 1,398	3,927 6,951,525 1,770	4,234 8,448,169 1,995	3,633 7,094,534 1,953
新潟	179 538,693 3,009	37 119,574 3,232	29 117,873 4,065	32 117,810 3,682	6 13,598 2,266	12 27,090 2,258
石川	7 10,500 1,500					
静岡	2,371 6,717,556 2,833	167 396,753 2,376	162 421,807 2,604	192 535,753 2,790	150 427,329 2,849	146 418,814 2,869
愛知	40 126,000 3,150			40 126,000 3,150		
三重	244 351,783 1,442		9 2,363 263			
兵庫	89 295,848 3,324					4 27,090 6,773
島根	96 141,750 1,477	8 10,500 1,313	6 10,500 1,750	4 10,500 2,625	12 15,750 1,313	9 15,750 1,750
広島	157 322,875 2,057			47 57,645 1,226	13 25,200 1,938	6 12,600 2,100

上段：数量=kg
 单位 中断：金額=円
 下段：単価=円

9月	10月	11月	12月	1月	2月	3月
196	247	163	243	106	172	283
169,622	237,885	188,968	287,256	116,483	165,070	300,410
865	963	1,159	1,182	1,099	960	1,062
78	43	50	139			85
24,696	8,770	32,206	89,838			22,586
317	204	644	646			266
		68	58	62	16	22
		264,871	226,597	178,618	60,785	85,829
		3,895	3,907	2,881	3,799	3,901
165	254	225	165	261	208	358
144,900	220,248	243,516	191,268	301,476	243,432	326,340
878	867	1,082	1,159	1,155	1,170	912
850	1,145	1,956	3,666	718	1,136	1,648
567,588	802,137	1,336,692	2,495,934	501,039	752,913	1,117,137
668	701	683	681	698	663	678
845	1,130	1,941	3,656	708	1,131	1,640
554,148	761,817	1,301,307	2,475,774	479,094	739,473	1,103,697
656	674	670	677	677	654	673
5	15	15	10	10	5	8
13,440	40,320	35,385	20,160	21,945	13,440	13,440
2,688	2,688	2,359	2,016	2,195	2,688	1,680
6,300	6,940	6,538	6,167	5,525	6,948	7,733
8,844,516	13,134,208	12,280,199	10,449,626	11,038,070	11,223,714	12,721,485
1,404	1,893	1,878	1,694	1,998	1,615	1,645
	284	481	6	130	96	2
	1,699,009	2,512,178	2,048	1,567,516	936,962	551
	5,982	5,223	341	12,058	9,760	276
9	2	3	3	2	7	1
11,603	3,150	4,778	4,725	3,150	7,875	1,575
1,289	1,575	1,593	1,575	1,575	1,125	1,575
134	149	166	135	114	128	119
440,050	888,814	767,821	493,143	584,785	566,431	549,430
3,284	5,965	4,625	3,653	5,130	4,425	4,617
133	444	1,318	937	1,088	1,416	1,313
156,030	584,347	2,391,622	1,981,770	2,112,747	3,476,550	2,825,377
1,173	1,316	1,815	2,115	1,942	2,455	2,152
423	1,000	562	595	246	303	517
1,161,335	2,955,428	1,461,132	1,837,540	986,181	737,521	1,192,947
2,745	2,955	2,600	3,088	4,009	2,434	2,307
4,147	3,813	2,820	3,419	3,070	3,616	4,351
6,024,840	6,054,987	3,844,587	4,739,421	4,563,502	3,990,033	5,876,465
1,453	1,588	1,363	1,386	1,486	1,103	1,351
6	6	12	21	6	6	6
13,545	13,545	27,090	47,933	13,545	13,545	13,545
2,258	2,258	2,258	2,283	2,258	2,258	2,258
					7	
					10,500	
					1,500	
99	105	130	263	224	299	434
279,258	275,772	341,145	722,841	724,227	849,198	1,324,659
2,821	2,626	2,624	2,748	3,233	2,840	3,052
	2	198				35
	5,145	291,250				53,025
	2,573	1,471				1,515
10	14	7	24	10	8	12
41,538	33,348	36,498	55,482	18,984	19,152	63,756
4,154	2,382	5,214	2,312	1,898	2,394	5,313
3	6	9	16	8	10	5
5,250	10,500	15,750	21,000	10,500	10,500	5,250
1,750	1,750	1,750	1,313	1,313	1,050	1,050
6	30	9	12	13	11	10
12,600	62,055	28,350	35,910	30,660	26,670	31,185
2,100	2,069	3,150	2,993	2,358	2,425	3,119

(3) 塩干・加工品

品目別・出荷地	計	4月	5月	6月	7月	8月
煮干	10,090	1,990	1,220	910	535	740
愛媛	2,414,485	316,197	243,016	186,204	142,947	160,187
	239	159	199	205	267	216
福岡	3,772	438	379	387	369	337
	5,568,123	675,927	549,432	548,382	543,835	519,325
	1,476	1,543	1,450	1,417	1,474	1,541
みりん干	32,781	3,040	2,820	3,300	2,799	2,302
合計	39,773,391	3,684,272	3,361,116	3,838,964	3,440,025	2,887,468
平均単価	1,213	1,212	1,192	1,163	1,229	1,254
福島	32,485	2,995	2,802	3,272	2,789	2,285
	39,323,759	3,600,392	3,321,710	3,782,863	3,418,922	2,849,735
	1,211	1,202	1,185	1,156	1,226	1,247
宮城	2		0	0	0	0
	14,145		943	943	943	1,886
	7,073		0	0	0	0
茨城	3	3				
	5,881	5,881				
	1,960	1,960				
千葉	111		3			
	88,546		8,663			
	798		2,888			
静岡	6					
	9,923					
	1,654					
島根	174	42	15	28	10	17
	331,137	77,999	29,800	55,158	20,160	35,847
	1,903	1,857	1,987	1,970	2,016	2,109
するめ	56,371	3,170	2,934	3,752	3,357	3,021
合計	82,580,044	4,746,008	3,969,078	4,311,450	3,997,300	3,384,838
平均単価	1,465	1,497	1,353	1,149	1,191	1,120
福島	21,077	1,293	1,747	2,233	1,847	1,282
	28,789,735	1,941,330	2,155,325	2,156,670	1,845,586	1,338,499
	1,366	1,501	1,234	966	999	1,044
北海道	10,925	339	259	54	370	250
	19,909,240	541,884	470,001	98,574	673,575	451,500
	1,822	1,598	1,815	1,825	1,820	1,806
青森	8,100	546	409	367	490	932
	6,328,217	489,354	359,628	284,026	431,290	676,939
	781	896	879	774	880	726
岩手	3,995	217	110	435	299	84
	3,184,859	186,638	87,571	338,153	235,464	66,465
	797	860	796	777	788	791
宮城	1,085	43	35	351	49	49
	3,431,202	125,202	96,327	705,852	142,325	132,846
	3,162	2,912	2,752	2,011	2,905	2,711
群馬	30		12	18		
	29,106		12,096	17,010		
	970		1,008	945		
千葉	7,349	642	307	234	262	264
	13,126,722	1,204,875	583,485	448,140	492,660	481,740
	1,786	1,877	1,901	1,915	1,880	1,825
東京	3,150	40				125
	4,911,155	35,700				83,286
	1,559	893				666
兵庫	650	50	45	60	40	35
	2,860,463	221,025	195,300	263,025	176,400	153,563
	4,401	4,421	4,340	4,384	4,410	4,388
福岡	10		10			
	9,345		9,345			
	935		935			
その他干物	143,772	10,833	9,989	10,474	9,868	9,105
合計	147,388,796	9,479,119	12,806,688	9,339,522	10,429,644	9,074,756
平均単価	1,025	875	1,282	892	1,057	997
福島	34,625	1,081	2,010	1,427	2,201	2,515
	44,798,536	1,778,709	5,969,687	2,583,204	4,112,438	3,213,809
	1,294	1,645	2,970	1,810	1,868	1,278

上段：数量=kg
 单位 中断：金額=円
 下段：単価=円

9月	10月	11月	12月	1月	2月	3月
1,035	860	525	470	410	795	600
274,684	229,096	139,762	125,208	108,717	211,190	277,277
265	266	266	266	265	266	462
295	225	298	266	204	246	328
423,783	319,012	418,236	382,605	313,556	367,587	506,443
1,437	1,418	1,403	1,438	1,537	1,494	1,544
2,003	2,685	2,691	2,577	2,102	3,336	3,126
2,438,127	3,308,452	3,298,429	3,481,033	2,457,612	3,773,424	3,804,469
1,217	1,232	1,226	1,351	1,169	1,131	1,217
1,995	2,672	2,678	2,565	1,994	3,313	3,125
2,423,007	3,279,745	3,272,005	3,459,474	2,377,180	3,735,200	3,803,526
1,215	1,227	1,222	1,349	1,192	1,127	1,217
	1	0		1	0	0
	2,829	1,886		2,829	943	943
	2,829	0		2,829	0	0
			8	100		
			14,440	65,443		
			1,805	654		
	3				3	
	7,088				2,835	
	2,363				945	
8	9	13	4	7	20	1
15,120	18,790	24,538	7,119	12,160	34,446	0
1,890	2,088	1,888	1,780	1,737	1,722	0
3,341	7,106	6,288	13,856	2,267	3,211	4,068
5,029,099	9,750,797	10,567,588	25,444,123	3,261,761	3,812,940	4,305,062
1,505	1,372	1,681	1,836	1,439	1,187	1,058
1,245	2,379	1,566	2,994	1,245	1,885	1,361
2,047,962	2,909,168	2,621,361	6,383,547	1,799,743	1,962,086	1,628,458
1,645	1,223	1,674	2,132	1,446	1,041	1,197
170	1,950	1,700	5,120	260	175	278
301,350	3,271,485	3,014,551	9,745,470	462,000	319,620	559,230
1,773	1,678	1,773	1,903	1,777	1,826	2,012
544	770	675	947	407	468	1,545
451,241	550,569	558,234	863,364	331,906	335,950	995,716
829	715	827	912	815	718	644
607	445	165	735	176	287	435
482,098	355,843	129,938	589,841	139,860	228,533	344,455
794	800	788	803	795	796	792
85	67	117	135	27	52	75
544,933	230,588	438,587	536,345	122,007	165,286	190,904
6,411	3,442	3,749	3,973	4,519	3,179	2,545
600	1,094	1,032	2,356	102	264	192
1,042,755	1,879,815	1,828,890	4,098,360	185,745	504,315	375,942
1,738	1,718	1,772	1,740	1,821	1,910	1,958
70	356	953	1,434		20	152
70,560	355,929	1,624,277	2,631,846		31,500	78,057
1,008	1,000	1,704	1,835		1,575	514
20	45	80	135	50	60	30
88,200	197,400	351,750	595,350	220,500	265,650	132,300
4,410	4,387	4,397	4,410	4,410	4,428	4,410
8,532	11,767	13,214	15,766	11,985	15,595	16,644
8,015,080	11,921,926	14,358,432	19,662,619	12,310,677	14,784,546	15,205,787
939	1,013	1,087	1,247	1,027	948	914
2,928	2,792	2,704	5,358	2,766	3,914	4,929
2,595,648	2,876,678	3,337,355	7,823,202	2,804,565	3,218,627	4,484,614
886	1,030	1,234	1,460	1,014	822	910

(3) 塩干・加工品

品目別・出荷地	計	4月	5月	6月	7月	8月
その他干物	1,088	40	24	17		
北海道	1,137,995	36,540	22,680	23,520		
	1,046	914	945	1,384		
青森	12,731	63	106	103	70	872
	12,826,632	79,380	133,350	117,180	95,130	828,345
	1,008	1,260	1,258	1,138	1,359	950
宮城	1,117	46	127	40	53	99
	2,473,330	187,929	273,525	176,862	193,827	218,762
	2,214	4,085	2,154	4,422	3,657	2,210
茨城	30,703	3,659	2,759	2,923	1,673	1,251
	27,298,102	2,058,574	1,868,899	1,871,364	1,146,831	1,006,572
	889	563	677	640	685	805
千葉	3,971	313	90	41	83	73
	3,361,754	414,141	140,196	69,836	137,823	108,675
	847	1,323	1,558	1,703	1,661	1,489
東京	5,105	422	312	209	313	165
	8,070,126	663,474	530,156	307,230	718,809	421,607
	1,581	1,572	1,699	1,470	2,297	2,555
神奈川	531	90				
	238,875	49,140				
	450	546				
新潟	398					
	1,579,119					
	3,968					
福井	114					
	143,960					
	1,263					
静岡	397	24	17	12	12	12
	1,164,051	63,420	64,785	52,605	29,610	29,610
	2,932	2,643	3,811	4,384	2,468	2,468
兵庫	18,052	1,680	1,499	1,909	2,185	1,350
	23,794,113	2,214,783	2,116,322	2,069,147	2,302,870	1,814,803
	1,318	1,318	1,412	1,084	1,054	1,344
鳥取	470	30	4	13	23	18
	763,690	21,735	8,505	31,878	44,415	23,814
	1,625	725	2,126	2,452	1,931	1,323
島根	16					
	37,296					
	2,331					
山口	33,933	3,358	3,002	3,724	3,204	2,718
	18,534,189	1,861,188	1,581,983	1,901,876	1,546,041	1,344,252
	546	554	527	511	483	495
愛媛	430	13	39	56	37	18
	1,071,478	35,406	96,600	134,820	87,150	49,807
	2,492	2,724	2,477	2,408	2,355	2,767
福岡	91	14			14	14
	95,550	14,700			14,700	14,700
	1,050	1,050			1,050	1,050
焼物 合計	51,966	3,680	3,261	3,777	3,553	3,983
平均単価	43,572,959	3,208,846	2,643,977	5,219,013	3,978,812	2,832,577
	838	872	811	1,382	1,120	711
福島	18,894	1,306	1,363	1,218	959	1,837
	7,410,074	809,634	815,472	1,169,199	587,286	563,871
	392	620	598	960	612	307
青森	2,848	411	171	220	150	480
	1,701,433	397,320	89,775	118,692	78,750	259,954
	597	967	525	540	525	542
岩手	12					10
	24,843					7,728
	2,070					773
宮城	17,832	613	441	975	909	628
	23,730,001	915,178	820,260	2,778,334	1,811,591	1,192,334
	1,331	1,493	1,860	2,850	1,993	1,899
千葉	8,572	985	985	915	990	725
	2,376,807	247,879	248,220	230,318	249,480	182,700
	277	252	252	252	252	252

上段：数量=kg
 单位 中断：金額=円
 下段：単価=円

9月	10月	11月	12月	1月	2月	3月
6	51	61	207	340	101	241
10,080	72,293	101,262	273,000	262,093	149,364	187,163
1,680	1,418	1,660	1,319	771	1,479	777
649	3,452	2,921	114	1,024	2,194	1,163
656,670	3,391,920	2,905,980	172,620	1,110,480	2,226,462	1,109,115
1,012	983	995	1,514	1,084	1,015	954
85	47	57	376	104	56	27
181,776	189,778	184,470	343,779	171,470	175,014	176,138
2,139	4,038	3,236	914	1,649	3,125	6,524
1,151	1,201	2,605	3,269	2,620	3,887	3,705
1,126,209	1,444,847	2,966,384	4,145,285	2,679,151	3,680,864	3,303,122
978	1,203	1,139	1,268	1,023	947	892
71	37	80	1,066	41	564	1,512
134,190	68,502	142,884	737,226	51,177	401,373	955,731
1,890	1,851	1,786	692	1,248	712	632
273	310	403	801	652	584	661
423,994	497,488	743,777	1,261,116	922,825	800,710	778,940
1,553	1,605	1,846	1,574	1,415	1,371	1,178
			0		351	90
			0		148,050	41,685
			0		422	463
		79	161	89	34	35
		320,284	691,003	283,863	137,566	146,403
		4,054	4,292	3,189	4,046	4,183
					96	18
					118,442	25,518
					1,234	1,418
20	47	47	125	50	10	21
65,919	86,058	185,619	347,655	128,520	55,020	55,230
3,296	1,831	3,949	2,781	2,570	5,502	2,630
1,102	1,327	1,422	1,454	1,306	1,282	1,536
1,509,132	1,830,725	1,794,312	2,041,184	1,934,345	1,916,931	2,249,559
1,369	1,380	1,262	1,404	1,481	1,495	1,465
53		15	5	60	117	132
90,564		20,696	7,088	82,688	278,996	153,311
1,709		1,380	1,418	1,378	2,385	1,161
					16	
					37,296	
					2,331	
2,166	2,441	2,748	2,765	2,902	2,362	2,543
1,150,548	1,307,712	1,467,249	1,726,221	1,805,790	1,375,781	1,465,548
531	536	534	624	622	582	576
28	62	72	16	31	27	31
70,350	155,925	188,160	41,790	73,710	64,050	73,710
2,513	2,515	2,613	2,612	2,378	2,372	2,378
			49			
			51,450			
			1,050			
3,629	3,972	4,106	4,573	6,010	5,511	5,911
2,425,809	2,504,544	2,651,666	3,195,819	4,957,788	4,708,505	5,245,603
668	631	646	699	825	854	887
1,694	1,575	1,580	1,540	1,700	1,926	2,196
490,686	383,670	386,652	378,672	415,338	544,446	865,148
290	244	245	246	244	283	394
	215	200	300	150	200	351
	121,692	105,000	157,500	78,750	110,250	183,750
	566	525	525	525	551	524
						2
						17,115
						8,558
858	833	1,307	1,967	3,372	2,959	2,970
1,082,281	996,306	1,431,293	2,009,518	3,853,083	3,450,946	3,388,877
1,261	1,196	1,095	1,022	1,143	1,166	1,141
790	900	785	560	585	235	117
199,395	226,800	197,820	141,120	147,420	156,975	148,680
252	252	252	252	252	668	1,271

(3) 塩干・加工品

品目別・出荷地	計	4月	5月	6月	7月	8月
焼物	166	10	1	10	25	5
東京	173,880 1,047	17,010 1,701	1,260 1,260	19,845 1,985	41,895 1,676	8,505 1,701
富山	15 25,830 1,722	10 17,430 1,743	5 8,400 1,680			
静岡	252 639,918 2,539	20 65,100 3,255		40 69,300 1,733	96 265,440 2,765	24 10,920 455
兵庫	52 75,390 1,450		2 7,140 3,570			
島根	619 1,190,673 1,924	76 151,704 1,996	85 166,974 1,964	154 281,874 1,830	83 157,059 1,892	54 103,824 1,923
愛媛	6 13,860 2,310					
高知	6 6,615 1,103	6 6,615 1,103				
大分	2,692 6,203,635 2,304	243 580,976 2,391	208 486,476 2,339	245 551,451 2,251	341 787,311 2,309	220 502,741 2,285
揚物 合計 平均単価	438,903 340,747,552 776	37,536 28,442,167 758	36,718 28,361,552 772	31,812 26,568,333 835	30,363 24,117,196 794	27,870 21,404,654 768
福島	32,962 45,167,528 1,370	2,795 3,630,389 1,299	3,180 4,163,757 1,309	3,031 3,795,728 1,252	3,009 3,973,815 1,321	2,195 3,003,647 1,368
北海道	100 84,966 850	12 0 0	51 0 0	3 0 0	5 0 0	
宮城	164,660 101,298,270 615	10,644 6,858,653 644	11,582 7,123,488 615	10,620 7,165,325 675	9,800 6,278,766 641	9,127 5,745,229 629
秋田	6,217 2,209,857 355	471 165,446 351	547 191,171 349	477 165,984 348	515 179,507 349	445 157,134 353
山形	1,361 1,448,005 1,064	70 65,268 932	102 104,076 1,020	115 116,878 1,016	103 105,840 1,028	83 85,680 1,032
茨城	77,011 91,641,230 1,190	9,832 9,102,380 926	7,824 8,140,248 1,040	5,884 7,920,956 1,346	4,960 6,536,203 1,318	4,854 5,543,194 1,142
栃木	10,909 3,542,807 325	2,211 621,956 281	960 332,818 347	1,046 328,023 314	1,376 397,972 289	620 223,745 361
群馬	116 293,160 2,527	8 17,976 2,247	12 26,964 2,247	8 17,976 2,247	4 8,988 2,247	12 26,964 2,247
千葉	12,701 8,679,786 683	818 545,644 667	954 582,948 611	1,058 659,110 623	982 643,360 655	883 602,061 682
東京	1,614 1,892,206 1,172	37 46,358 1,253	35 37,118 1,061	48 46,516 969	192 39,900 208	32 37,023 1,157
神奈川	430 328,483 764	47 28,224 601		29 19,027 656	6 3,402 567	323 251,370 778
新潟	68,198 51,679,045 758	4,963 3,640,198 733	7,347 4,858,514 661	4,615 3,458,466 749	4,840 3,382,102 699	5,205 3,525,600 677
石川	223 100,128 449	25 11,466 459	26 11,466 441	32 14,154 442	26 11,466 441	23 10,584 460

単位 上段：数量=kg
 中断：金額=円
 下段：単価=円

9月	10月	11月	12月	1月	2月	3月
	110 74,025 673		5 11,340 2,268			
20 60,900 3,045	20 56,700 2,835		11 61,478 5,589		21 50,080 2,385	
	50 68,250 1,365					
38 72,765 1,915	39 73,899 1,895	21 41,517 1,977	8 15,120 1,890	15 29,673 1,978	10 20,160 2,016	36 76,104 2,114
	6 13,860 2,310					
229 519,782 2,270	224 489,342 2,185	213 489,384 2,298	182 421,071 2,314	188 433,524 2,306	160 375,648 2,348	239 565,929 2,368
34,226 26,448,248 773	43,635 33,821,178 775	44,087 32,763,575 743	42,257 33,381,494 790	40,111 28,986,268 723	35,439 28,276,868 798	34,849 28,176,019 809
2,354 3,535,619 1,502	2,997 3,962,938 1,322	2,748 3,428,227 1,248	3,455 6,644,797 1,923	1,882 2,665,570 1,416	2,044 2,610,229 1,277	3,272 3,752,812 1,147
	3 0 0		18 59,073 3,282	8 25,893 3,237		
12,367 7,481,826 605	17,457 10,736,820 615	20,941 12,239,701 584	17,911 10,883,961 608	17,762 10,478,774 590	14,443 8,924,819 618	12,006 7,380,908 615
510 177,280 348	636 220,140 346	540 190,469 353	529 182,421 345	514 182,457 355	494 190,913 386	539 206,935 384
159 169,932 1,069	182 198,912 1,093	128 131,334 1,026	149 166,593 1,118	88 96,432 1,096	83 91,140 1,098	99 115,920 1,171
5,991 7,651,974 1,277	7,720 9,370,362 1,214	6,883 8,766,971 1,274	5,129 6,173,644 1,204	5,362 6,883,203 1,284	5,640 6,956,890 1,233	6,932 8,595,205 1,240
584 226,081 387	636 216,000 340	752 266,502 354	788 287,788 365	708 227,328 321	624 202,684 325	604 211,910 351
10 22,176 2,218	6 13,188 2,198	13 36,414 2,801	3 28,350 9,450	24 53,928 2,247	4 8,988 2,247	12 31,248 2,604
1,253 832,777 665	1,512 950,725 629	1,303 831,890 638	998 653,081 654	1,099 1,033,711 941	881 689,220 782	960 655,259 683
26 69,868 2,687	420 602,681 1,435	290 289,134 997	228 261,104 1,145	103 149,646 1,453	91 125,181 1,376	112 187,677 1,676
8 4,536 567	2 0 0		2 8,694 4,347	7 5,670 810		6 7,560 1,260
5,935 4,021,399 678	5,943 4,694,643 790	5,027 4,038,088 803	7,001 5,220,446 746	5,583 4,342,996 778	5,820 6,097,994 1,048	5,919 4,398,599 743
6 2,646 441	16 7,266 454	18 7,938 441	16 7,266 454	14 6,174 441	11 5,292 481	10 4,410 441

(3) 塩干・加工品

品目別・出荷地	計	4月	5月	6月	7月	8月
揚物	410		7	173	126	97
福井	259,467		4,757	109,242	79,664	61,394
	633		680	631	632	633
岐阜	24	22	2			
	60,060	55,020	5,040			
	2,503	2,501	2,520			
静岡	12					9
	19,740					17,010
	1,645					1,890
愛知	54,656	4,704	3,691	4,060	3,987	3,380
	25,680,986	2,853,362	2,316,506	2,391,052	2,078,814	1,625,079
	470	607	628	589	521	481
三重	2,342	321	1	415	117	257
	627,774	133,266	19,425	84,357	33,642	55,692
	268	415	19,425	203	288	217
滋賀	220	24	20	6	40	
	166,373	18,144	15,120	4,536	30,240	
	756	756	756	756	756	
兵庫	505	6	89	6	66	24
	1,038,440	23,520	120,950	47,040	82,320	41,160
	2,056	3,920	1,359	7,840	1,247	1,715
和歌山	24		24			
	23,940		23,940			
	998		998			
鳥取	49	49				
	63,705	63,705				
	1,300	1,300				
島根	2		2			
	5,670		5,670			
	2,835		2,835			
岡山	2,608	417	244	151	140	136
	2,326,864	408,942	246,706	156,973	144,495	141,378
	892	981	1,011	1,040	1,032	1,040
広島	10	10				
	37,170	37,170				
	3,717	3,717				
山口	565	50	18	35	57	82
	1,141,090	115,080	30,870	66,990	93,870	174,930
	2,020	2,302	1,715	1,914	1,647	2,133
福岡	2					
	17,955					
	8,978					
長崎	972				12	83
	912,847				12,830	75,780
	939				1,069	913
かまぼこ 合計 平均単価	286,864	20,917	24,199	26,533	31,627	29,101
	209,855,963	16,893,107	16,911,765	17,208,733	19,404,450	17,427,247
	732	808	699	649	614	599
福島	83,575	5,557	5,462	4,882	7,116	6,898
	76,026,828	5,176,524	4,858,173	4,365,860	4,421,779	3,994,909
	910	932	889	894	621	579
北海道	322	20	50	12	20	22
	829,873	28,686	77,826	18,900	28,686	33,243
	2,577	1,434	1,557	1,575	1,434	1,511
青森	1					
	788					
	788					
宮城	37,723	4,044	4,323	3,910	3,267	3,621
	38,268,098	4,055,681	3,564,919	3,288,199	2,899,864	3,725,640
	1,014	1,003	825	841	888	1,029
山形	444	110		40	58	94
	410,130	100,800		34,650	51,660	88,830
	924	916		866	891	945
茨城	12,007	950	1,132	1,031	977	991
	7,365,651	613,662	714,209	653,527	620,895	625,099
	613	646	631	634	636	631

上段：数量=kg
 单位 中断：金額=円
 下段：単価=円

9月	10月	11月	12月	1月	2月	3月
7 4,410 630						
	2 2,730 1,365		1 0 0			
4,370 1,819,981 416	5,198 2,235,920 430	4,575 1,885,025 412	5,462 2,187,190 400	6,535 2,450,963 375	4,853 2,063,169 425	3,841 1,773,925 462
261 43,848 168	344 101,178 294	387 77,490 200	56 9,324 167		177 46,872 265	6 22,680 3,780
20 15,120 756	20 15,120 756			62 46,872 756	8 6,101 763	20 15,120 756
5 41,160 8,232	9 70,560 7,840	18 141,120 7,840	175 211,680 1,210	9 70,560 7,840	6 47,040 7,840	92 141,330 1,536
218 174,756 802	329 227,997 693	263 182,259 693	185 169,786 918	259 179,487 693	130 90,090 693	136 203,995 1,500
12 20,580 1,715	12 20,580 1,715	40 105,630 2,641	105 186,060 1,772	6 10,290 1,715	6 10,290 1,715	142 305,920 2,154
2 17,010 8,505	0 945 0					
128 115,269 901	191 172,473 903	161 145,383 903	46 40,236 875	86 76,314 887	124 109,956 887	141 164,606 1,167
20,746 14,197,156 684	20,522 13,748,691 670	20,151 13,437,577 667	40,247 44,482,736 1,105	18,946 12,201,305 644	17,140 11,870,143 693	16,735 12,073,053 721
5,030 4,066,338 808	5,358 4,851,985 906	5,409 5,089,646 941	23,084 27,310,700 1,183	5,241 4,348,373 830	4,576 3,587,252 784	4,962 3,955,289 797
16 14,343 896		30 49,140 1,638	130 545,806 4,199			22 33,243 1,511
1 788 788						
3,053 2,689,017 881	2,589 2,812,383 1,086	2,198 2,329,229 1,060	3,288 4,673,986 1,422	2,067 2,291,181 1,108	2,242 2,719,290 1,213	3,121 3,218,709 1,031
24 22,680 945	44 41,580 945	24 22,680 945	34 32,130 945	16 15,120 945		
950 586,714 618	1,122 683,109 609	976 621,610 637	793 430,042 542	929 538,655 580	1,049 633,316 604	1,107 644,813 582

(3) 塩干・加工品

品目別・出荷地	計	4月	5月	6月	7月	8月
かまぼこ	17					
栃木	118,524					
	6,972					
千葉	3,806	167	249	553	540	162
	2,768,565	136,026	211,965	408,799	434,028	158,720
	727	815	851	739	804	980
東京	1,748	110	110	130	100	120
	6,540,092	573,405	488,471	530,681	524,444	687,005
	3,741	5,213	4,441	4,082	5,244	5,725
神奈川	68,712	5,178	6,244	7,570	12,109	8,702
	47,808,948	3,488,567	4,131,092	4,957,337	7,732,812	5,787,521
	696	674	662	655	639	665
新潟	23,317	2,122	2,450	2,361	1,983	1,707
	17,560,875	1,640,461	1,813,967	1,716,861	1,488,049	1,271,735
	753	773	740	727	750	745
石川	351	26	19	19	28	22
	437,073	32,697	20,748	32,697	34,881	37,065
	1,245	1,258	1,092	1,721	1,246	1,685
静岡	252	28	30	26	48	26
	574,350	65,100	81,900	71,925	148,050	38,850
	2,279	2,325	2,730	2,766	3,084	1,494
愛知	53,096	2,496	3,983	5,834	5,258	6,583
	7,802,482	744,534	582,738	803,062	783,073	662,958
	147	298	146	138	149	101
三重	36	12				
	0	0				
	0	0				
和歌山	1,081	84	110	148	98	122
	2,092,230	191,730	211,785	261,975	166,425	219,450
	1,935	2,283	1,925	1,770	1,698	1,799
広島	14					4
	60,312					5,712
	4,308					1,428
山口	140	10	8		10	6
	309,582	20,034	21,168		20,034	9,450
	2,211	2,003	2,646		2,003	1,575
愛媛	222	3	29	17	15	21
	881,562	25,200	132,804	64,260	49,770	81,060
	3,971	8,400	4,579	3,780	3,318	3,860
ちくわ	40,604	5,023	5,695	4,787	3,161	2,041
合計	34,049,051	4,378,708	4,291,734	4,187,211	2,521,824	1,585,325
平均単価	839	872	754	875	798	777
福島	528	50	30	25	50	20
	1,259,354	127,680	68,628	59,052	125,927	50,400
	2,385	2,554	2,288	2,362	2,519	2,520
青森	8,863	736	770	822	726	606
	8,253,620	688,086	723,177	773,567	680,715	567,378
	931	935	939	941	938	936
宮城	15,105	1,593	1,410	1,033	1,461	794
	9,944,270	1,356,128	905,535	577,277	750,827	427,589
	658	851	642	559	514	539
茨城	492	6				
	361,620	4,410				
	735	735				
東京	449					
	737,732					
	1,643					
神奈川	11					
	36,288					
	3,299					
新潟	8,074	1,200	2,458	1,556	463	356
	6,581,384	790,700	1,539,245	1,679,477	536,333	274,728
	815	659	626	1,079	1,158	772
愛知	6,974	1,438	1,015	1,351	449	265
	6,763,882	1,411,704	1,042,549	1,097,838	416,052	265,230
	970	982	1,027	813	927	1,001

上段：数量=kg
 单位 中断：金額=円
 下段：単価=円

9月	10月	11月	12月	1月	2月	3月
			17			
			118,524			
			6,972			
107	399	373	368	269	446	173
118,846	234,865	251,607	236,332	202,060	212,484	162,833
1,111	589	675	642	751	476	941
125	165	201	168	152	136	231
671,685	574,025	579,002	515,403	462,368	443,174	490,429
5,373	3,479	2,881	3,068	3,042	3,259	2,123
6,609	3,417	2,863	6,176	3,344	3,638	2,862
4,395,063	2,337,255	1,961,179	6,546,252	2,205,099	2,411,119	1,855,652
665	684	685	1,060	659	663	648
1,260	1,497	1,520	2,816	2,941	1,384	1,276
953,591	1,091,730	1,100,655	3,047,762	1,478,479	999,106	958,479
757	729	724	1,082	503	722	751
49	57	33	31	15	36	16
54,117	59,052	45,801	38,157	16,380	48,006	17,472
1,104	1,036	1,388	1,231	1,092	1,334	1,092
10	22	26	2	10	18	6
13,125	27,300	61,950	2,625	13,125	42,525	7,875
1,313	1,241	2,383	1,313	1,313	2,363	1,313
3,379	5,674	6,368	3,241	3,902	3,525	2,853
319,998	665,301	1,035,887	745,659	437,538	541,380	480,354
95	117	163	230	112	154	168
	12	12				
	0	0				
	0	0				
95	113	70	71	28	73	69
164,640	213,780	144,900	150,570	66,570	154,560	145,845
1,733	1,892	2,070	2,121	2,378	2,117	2,114
2	2	2		2		2
10,920	10,920	10,920		10,920		10,920
5,460	5,460	5,460		5,460		5,460
14	36	18	8	8		22
21,168	95,256	41,202	21,168	21,168		38,934
1,512	2,646	2,289	2,646	2,646		1,770
22	15	28	20	22	17	13
94,123	50,150	92,169	67,620	94,269	77,931	52,206
4,278	3,343	3,292	3,381	4,285	4,584	4,016
1,971	2,945	3,806	2,783	2,679	2,719	2,994
1,699,466	2,683,122	3,327,057	2,510,271	2,098,325	2,200,583	2,565,425
862	911	874	902	783	809	857
20	65	70	85	7	94	12
46,284	153,216	159,600	216,663	6,968	184,288	60,648
2,314	2,357	2,280	2,549	995	1,961	5,054
688	730	758	792	604	684	947
632,772	682,416	708,498	739,872	564,921	639,954	852,264
920	935	935	934	935	936	900
764	1,418	1,899	1,531	1,284	1,020	898
495,081	981,727	1,235,931	1,108,281	889,546	666,570	549,778
648	692	651	724	693	654	612
5	56	91	101	115	88	30
3,675	41,160	66,885	74,235	84,525	64,680	22,050
735	735	735	735	735	735	735
	180	78	27	24	132	8
	305,920	246,421	70,466	36,700	55,440	22,785
	1,700	3,159	2,610	1,529	420	2,848
		1	1		1	8
		10,080	10,080		10,080	6,048
		10,080	10,080		10,080	756
107	86	220	62	549	566	451
125,132	112,459	214,101	90,208	403,903	437,065	378,033
1,169	1,308	973	1,455	736	772	838
375	398	689	160	96	134	604
383,922	393,624	685,541	175,266	111,762	142,506	637,888
1,024	989	995	1,095	1,164	1,063	1,056

(3) 塩干・加工品

品目別・出荷地	計	4月	5月	6月	7月	8月
ちくわ	108		12		12	
兵庫	110,901		12,600		11,970	
	1,027		1,050		998	
なると	30,137	1,127	1,349	1,320	1,159	1,542
合計	24,877,442	959,903	976,884	901,176	729,754	928,099
平均単価	825	852	724	683	630	602
福島	16,570	525	658	898	831	855
	11,883,666	384,091	395,863	578,309	483,831	525,231
	717	732	602	644	582	614
青森	3					
	48,039					
	16,013					
岩手	300					
	294,887					
	983					
宮城	2,216		100	130	120	425
	1,671,084		30,240	39,312	36,288	128,016
	754		302	302	302	301
東京	624					48
	857,505					73,206
	1,374					1,525
神奈川	52	24		12		12
	55,913	25,200		12,600		10,080
	1,075	1,050		1,050		840
新潟	10,275	565	581	274	202	199
	9,553,108	482,320	498,113	239,203	178,135	175,690
	930	854	857	873	882	883
福岡	97	13	10	6	6	3
	513,240	68,292	52,668	31,752	31,500	15,876
	5,291	5,253	5,267	5,292	5,250	5,292
その他練製品	612,179	45,472	51,806	51,632	51,255	50,559
合計	433,489,367	28,161,763	31,218,497	34,891,853	33,938,735	33,563,969
平均単価	708	619	603	676	662	664
福島	25,096	1,507	1,911	1,886	1,947	1,606
	24,086,856	1,594,709	1,621,045	1,632,430	1,668,774	1,436,234
	960	1,058	848	866	857	894
北海道	6,097		10	496	641	669
	11,193,297		25,200	889,496	1,174,972	1,236,696
	1,836		2,520	1,793	1,833	1,849
青森	345	20	25	21	49	25
	354,606	19,740	24,675	20,727	57,519	24,675
	1,028	987	987	987	1,174	987
岩手	3,386	374	344	285	287	283
	3,480,861	358,218	324,702	271,740	335,160	439,787
	1,028	958	944	953	1,168	1,554
宮城	202,238	13,734	16,944	15,438	15,776	17,207
	133,990,915	7,648,599	9,551,807	9,294,594	9,688,411	9,476,930
	663	557	564	602	614	551
秋田	141	2	3	28	12	10
	89,006	1,966	2,949	20,312	9,086	7,864
	631	983	983	725	757	786
山形	17,261	1,687	1,470	1,589	1,630	1,187
	8,252,245	814,664	722,194	835,894	814,480	579,713
	478	483	491	526	500	488
茨城	134,560	12,053	13,295	11,857	12,120	12,154
	47,143,368	4,483,182	4,923,830	4,160,907	4,219,479	4,090,902
	350	372	370	351	348	337
栃木	387	46	31	22	41	43
	525,353	66,531	46,719	27,251	56,043	56,481
	1,358	1,446	1,507	1,239	1,367	1,314
群馬	25,548	2,836	2,458	2,420	2,538	2,007
	16,725,679	1,808,740	1,590,220	1,486,918	1,547,783	1,230,397
	655	638	647	614	610	613
埼玉	1,584	160	459	70	72	113
	7,331,625	306,600	643,650	514,500	529,200	830,550
	4,629	1,916	1,402	7,350	7,350	7,350

上段：数量=kg
 单位 中断：金額=円
 下段：単価=円

9月	10月	11月	12月	1月	2月	3月
12	12		24			36
12,600	12,600		25,200			35,931
1,050	1,050		1,050			998
1,699	2,101	3,077	11,081	2,292	1,808	1,582
1,268,060	1,569,593	2,341,001	11,081,446	1,571,747	1,378,705	1,171,074
746	747	761	1,000	686	763	740
937	1,053	1,246	5,745	1,734	1,097	991
518,566	619,701	728,031	5,374,957	1,044,409	637,605	593,072
553	589	584	936	602	581	598
			2		1	
			32,026		16,013	
			16,013		16,013	
300						
294,887						
983						
130	160	624	525	1	1	
82,824	114,587	543,346	687,903	8,568	0	
637	716	871	1,310	8,568	0	
74	98	66	98	4	199	37
106,277	135,660	99,257	135,782	5,481	253,468	48,374
1,436	1,384	1,504	1,386	1,370	1,274	1,307
		1	3			
		2,520	5,513			
		2,520	1,838			
249	781	1,134	4,705	543	503	539
218,130	652,269	936,095	4,829,389	460,369	429,451	453,944
876	835	825	1,026	848	854	842
9	9	6	3	10	7	15
47,376	47,376	31,752	15,876	52,920	42,168	75,684
5,264	5,264	5,292	5,292	5,292	6,024	5,046
47,383	53,123	52,339	57,655	52,216	49,613	49,126
31,340,187	38,076,408	40,830,507	51,314,282	37,862,861	36,684,972	35,605,333
661	717	780	890	725	739	725
1,881	2,220	2,637	2,964	2,058	2,240	2,239
1,784,905	2,029,014	2,756,971	4,002,115	1,733,956	1,952,420	1,874,283
949	914	1,045	1,350	843	872	837
524	540	462	749	549	665	792
946,608	987,182	859,903	1,393,741	993,680	1,215,786	1,470,033
1,807	1,828	1,861	1,861	1,810	1,828	1,856
15	25	30	85	5	20	25
14,805	24,675	29,610	83,895	4,935	24,675	24,675
987	987	987	987	987	1,234	987
192	271	328	242	218	268	294
200,078	258,300	309,960	228,690	206,010	253,260	294,956
1,042	953	945	945	945	945	1,003
15,813	18,069	17,993	21,232	18,923	16,101	15,008
8,810,935	11,349,113	13,111,988	19,072,156	13,985,283	11,775,735	10,225,364
557	628	729	898	739	731	681
4	9	6	43	13	4	7
3,932	6,881	5,898	10,459	9,829	3,932	5,898
983	765	983	243	756	983	843
1,247	1,212	966	822	2,382	1,684	1,385
552,240	570,226	519,053	452,584	1,007,789	748,573	634,835
443	470	537	551	423	445	458
10,673	11,504	9,674	10,063	10,597	10,770	9,800
3,706,062	3,961,460	3,378,657	3,700,156	3,684,725	3,510,311	3,323,697
347	344	349	368	348	326	339
36	24	31	44	14	23	32
48,387	30,651	40,415	60,923	17,736	32,257	41,959
1,344	1,277	1,304	1,385	1,267	1,402	1,311
2,014	2,237	1,824	1,670	1,550	1,965	2,029
1,367,306	1,431,076	1,338,505	1,077,241	1,028,693	1,313,579	1,505,221
679	640	734	645	664	668	742
79	111	107	146	46	146	75
578,130	815,850	786,450	820,995	338,100	616,350	551,250
7,318	7,350	7,350	5,623	7,350	4,222	7,350

(3) 塩干・加工品

品目別・出荷地	計	4月	5月	6月	7月	8月
その他練製品	30,035	2,661	2,820	3,119	2,260	2,046
千葉	32,968,203	2,757,436	3,024,682	4,010,354	2,346,863	2,130,560
	1,098	1,036	1,073	1,286	1,038	1,041
東京	12,366	1,150	1,419	1,030	1,227	1,027
	15,928,003	1,151,858	1,427,121	1,269,861	1,419,924	1,412,860
	1,288	1,002	1,006	1,233	1,157	1,376
神奈川	6,806	194	167	1,220	485	626
	10,899,814	118,619	177,535	1,247,301	953,037	1,259,010
	1,602	611	1,063	1,022	1,965	2,011
新潟	91,366	5,441	7,251	7,815	8,472	7,938
	64,920,118	3,142,742	3,713,716	5,277,089	5,563,125	5,619,301
	711	578	512	675	657	708
福井	21,443	974	851	1,576	1,369	1,262
	12,893,727	531,495	473,049	863,369	763,297	648,417
	601	546	556	548	558	514
長野	5	1	1			1
	38,850	7,770	7,770			7,770
	7,770	7,770	7,770			7,770
岐阜	78	10	9	7	4	9
	136,899	11,907	15,309	12,096	6,804	15,309
	1,755	1,191	1,701	1,728	1,701	1,701
静岡	5,970	680	437	460	568	567
	10,489,012	961,746	765,726	837,622	971,369	1,065,586
	1,757	1,414	1,752	1,821	1,710	1,879
愛知	21,731	1,432	1,321	1,529	1,429	1,372
	21,643,165	1,313,248	1,203,625	1,275,554	1,237,292	1,098,399
	996	917	911	834	866	801
三重	724	92	194	177	9	88
	717,662	74,188	154,300	143,022	0	105,261
	991	806	795	808	0	1,196
滋賀	1,406	50	87	382	117	44
	624,353	17,640	40,253	157,676	40,530	27,720
	444	353	463	413	346	630
大阪	315	5		10	5	8
	764,019	46,200		92,400	46,200	73,920
	2,425	9,240		9,240	9,240	9,240
鳥取	24	2	2	2	1	3
	474,768	39,564	39,564	39,564	19,782	59,346
	19,782	19,782	19,782	19,782	19,782	19,782
広島	1,840	197	182	90	114	165
	3,928,077	374,850	392,490	188,790	240,870	358,050
	2,135	1,903	2,157	2,098	2,113	2,170
山口	132	8	7			
	339,417	16,170	14,448			
	2,571	2,021	2,064			
香川	142		9	6		
	253,366		15,594	11,567		
	1,784		1,733	1,928		
愛媛	1,017	136	95	90	81	96
	2,546,905	349,867	233,484	235,849	218,025	264,251
	2,504	2,573	2,458	2,621	2,692	2,753
福岡	136	20	4	7	1	3
	749,198	143,514	42,840	74,970	10,710	7,980
	5,509	7,176	10,710	10,710	10,710	2,660
佃煮・漬物 合計	72,528	6,872	6,092	6,355	5,658	5,446
平均単価	79,786,598	7,441,797	6,781,595	6,595,210	6,064,534	5,783,732
	1,100	1,083	1,113	1,038	1,072	1,062
福島	1,730	146	118	205	164	93
	2,787,383	367,301	298,217	289,045	230,429	217,251
	1,611	2,516	2,527	1,410	1,405	2,336
北海道	3					
	22,680					
	7,560					
青森	1,513	132	130	89	113	132
	2,642,936	233,268	236,229	152,964	200,067	248,325
	1,747	1,767	1,817	1,719	1,771	1,881

上段：数量=kg
 单位 中断：金額=円
 下段：単価=円

9月	10月	11月	12月	1月	2月	3月
2,345	2,181	2,811	2,489	2,365	2,386	2,552
2,599,288	2,357,061	2,988,164	2,883,537	2,482,213	2,473,073	2,914,972
1,108	1,081	1,063	1,159	1,050	1,036	1,142
983	1,195	1,079	895	936	804	621
1,359,358	1,706,461	1,653,368	1,382,548	1,120,058	1,186,770	837,816
1,383	1,428	1,532	1,545	1,197	1,476	1,349
497	614	476	551	501	549	926
922,606	1,201,265	929,951	882,592	864,164	1,054,559	1,289,175
1,856	1,956	1,954	1,602	1,725	1,921	1,392
7,270	7,919	7,992	9,787	7,259	7,000	7,222
5,032,598	5,882,584	5,904,724	8,878,815	5,420,326	5,428,223	5,056,875
692	743	739	907	747	775	700
1,412	1,687	2,483	2,258	2,083	1,874	3,614
765,866	1,160,067	1,745,319	1,457,394	1,305,682	1,138,385	2,041,387
542	688	703	645	627	607	565
			1			1
			7,770			7,770
			7,770			7,770
3	9	6	6		10	5
5,040	15,309	10,206	10,206		20,286	14,427
1,680	1,701	1,701	1,701		2,029	2,885
472	487	426	511	560	363	439
833,895	871,585	759,187	916,989	982,721	661,251	861,335
1,767	1,790	1,782	1,794	1,755	1,822	1,962
1,612	2,311	2,644	2,538	1,729	2,354	1,460
1,222,853	2,462,887	2,857,733	2,868,811	2,041,011	2,577,065	1,484,687
759	1,066	1,081	1,130	1,180	1,095	1,017
	6	2		11	13	132
	0	35,910		39,186	57,687	108,108
	0	17,955		3,562	4,437	819
96	194	6	100	160	60	110
38,016	120,466	5,166	32,550	56,448	33,844	54,044
396	621	861	326	353	564	491
5	5	63	5	76	83	50
46,200	46,200	95,526	46,200	104,890	68,328	97,955
9,240	9,240	1,516	9,240	1,380	823	1,959
2	4	1	1	2	2	2
39,564	79,128	19,782	19,782	39,564	39,564	39,564
19,782	19,782	19,782	19,782	19,782	19,782	19,782
78	150	147	296	99	129	193
169,260	325,500	318,990	645,383	214,830	279,930	419,134
2,170	2,170	2,170	2,180	2,170	2,170	2,172
	43	18	18	15	7	16
	96,411	62,784	47,250	31,668	18,228	52,458
	2,242	3,488	2,625	2,111	2,604	3,279
3	9	12	79	6	12	6
5,198	15,594	20,792	143,037	10,396	20,792	10,396
1,733	1,733	1,733	1,811	1,733	1,733	1,733
126	67	66	55	52	80	73
276,347	157,714	184,569	157,719	105,252	169,399	194,429
2,193	2,354	2,797	2,868	2,024	2,117	2,663
1	20	49	5	7	1	18
10,710	113,748	100,926	30,744	33,716	10,710	168,630
10,710	5,687	2,060	6,149	4,817	10,710	9,368
5,128	6,542	5,934	9,609	4,259	4,764	5,869
5,294,811	6,660,675	6,485,993	12,260,774	4,311,822	5,489,120	6,616,535
1,033	1,018	1,093	1,276	1,012	1,152	1,127
125	204	59	186	216	72	142
214,757	281,758	138,958	211,140	197,674	181,273	159,580
1,718	1,381	2,355	1,135	915	2,518	1,124
1			2			
0			22,680			
0			11,340			
103	118	108	129	164	107	188
191,247	214,747	206,677	252,599	251,706	171,654	283,453
1,857	1,820	1,914	1,958	1,535	1,604	1,508

(3) 塩干・加工品

品目別・出荷地	計	4月	5月	6月	7月	8月
佃煮・漬物	1,533	69	142	31	145	246
宮城	2,250,467	247,749	200,603	63,840	174,353	313,205
	1,468	3,591	1,413	2,059	1,202	1,273
山形	2,666	209	182	196	336	135
	3,918,474	320,355	264,285	294,630	455,763	202,860
	1,470	1,533	1,452	1,503	1,356	1,503
茨城	594	12	2	11	25	1
	781,460	31,941	11,214	16,695	50,967	5,607
	1,316	2,662	5,607	1,518	2,039	5,607
栃木	120	12	12	12	12	12
	93,870	9,450	9,450	9,324	9,450	9,450
	782	788	788	777	788	788
埼玉	698	36	41	27	63	75
	669,160	34,398	40,937	25,875	57,592	72,308
	959	956	998	958	914	964
千葉	3,542	336	250	300	285	290
	1,070,516	81,260	71,863	71,792	80,442	83,623
	302	242	287	239	282	288
東京	32,596	3,110	2,900	2,912	2,401	2,386
	37,431,330	3,527,307	3,233,475	3,184,755	2,664,165	2,735,985
	1,148	1,134	1,115	1,094	1,110	1,147
神奈川	96	15		9	12	12
	136,086	21,264		12,759	17,010	17,010
	1,418	1,418		1,418	1,418	1,418
新潟	7,207	614	807	950	302	462
	6,149,544	421,618	595,157	693,434	194,973	269,927
	853	687	737	730	646	584
石川	1,023	73	75	88	66	34
	1,548,981	104,979	105,798	124,782	103,782	51,282
	1,514	1,438	1,411	1,418	1,572	1,508
静岡	44				24	7
	144,585				67,725	20,475
	3,286				2,822	2,925
愛知	816	118	90	65	76	62
	844,725	85,050	116,130	70,875	96,705	65,625
	1,035	721	1,290	1,090	1,272	1,058
三重	1,808	211	210	119	162	137
	6,634,215	615,615	633,570	583,590	533,295	419,685
	3,669	2,918	3,017	4,904	3,292	3,063
兵庫	13,068	1,522	848	1,150	1,235	1,084
	9,601,221	1,164,975	683,298	833,448	905,625	790,902
	735	765	806	725	733	730
和歌山	5				5	
	12,852				12,852	
	2,570				2,570	
鳥取	781					
	644,740					
	826					
島根	123	6	31	65		6
	194,387	7,875	51,450	96,002		15,750
	1,580	1,313	1,660	1,477		2,625
岡山	1,449	180	120	116	104	116
	849,597	90,594	65,520	58,800	54,390	60,564
	586	503	546	507	523	522
広島	36					
	27,720					
	770					
香川	1,064	71	134	10	128	156
	1,265,834	76,798	164,399	12,600	154,949	183,898
	1,190	1,082	1,227	1,260	1,211	1,179
愛媛	3					
	5,880					
	1,960					
福岡	10					
	57,955					
	5,796					

上段：数量=kg
 单位 中断：金額=円
 下段：単価=円

9月	10月	11月	12月	1月	2月	3月
38	146	239	49	138	63	227
57,750	228,953	316,366	168,437	184,990	76,608	217,613
1,520	1,568	1,324	3,437	1,341	1,216	959
258	284	328	221	150	166	201
353,472	414,750	505,134	341,019	209,013	246,225	310,968
1,370	1,460	1,540	1,543	1,393	1,483	1,547
12	21	24	483		2	1
26,334	41,454	56,574	523,853		11,214	5,607
2,195	1,974	2,357	1,085		5,607	5,607
12	12	12	24			
9,450	9,324	9,324	18,648			
788	777	777	777			
51	12	135	123	20	36	79
42,872	11,907	130,142	145,052	23,100	26,334	58,643
841	992	964	1,179	1,155	732	742
260	445	320	375	406	166	109
61,646	113,403	77,795	96,139	98,692	107,333	126,528
237	255	243	256	243	647	1,161
2,299	2,834	2,674	4,355	1,676	2,421	2,628
2,582,071	3,103,622	3,012,303	5,894,553	1,802,514	2,715,552	2,975,028
1,123	1,095	1,127	1,354	1,075	1,122	1,132
6	9	6	9		6	12
8,505	12,758	8,505	12,758		8,506	17,011
1,418	1,418	1,418	1,418		1,418	1,418
513	702	370	1,149	438	218	682
322,382	540,205	297,831	1,891,406	260,642	190,130	471,839
628	770	805	1,646	595	872	692
45	75	122	283	56	37	69
71,778	114,282	184,548	438,165	85,239	63,882	100,464
1,595	1,524	1,513	1,548	1,522	1,727	1,456
				10	3	
				48,195	8,190	
				4,820	2,730	
40	56	49	138	33	53	36
35,700	55,335	51,450	148,680	32,025	49,875	37,275
893	988	1,050	1,077	970	941	1,035
127	133	161	152	110	120	166
385,455	458,640	485,730	535,710	489,090	627,270	866,565
3,035	3,448	3,017	3,524	4,446	5,227	5,220
994	1,211	1,083	1,412	663	1,016	850
690,732	851,172	795,039	1,014,006	465,549	773,157	633,318
695	703	734	718	702	761	745
68	46	24	84	61	152	346
73,290	49,478	26,675	94,659	66,205	110,568	223,865
1,078	1,076	1,111	1,127	1,085	727	647
10						5
15,750						7,560
1,575						1,512
76	168	112	191	118	72	76
38,220	88,389	53,823	165,795	97,188	37,968	38,346
503	526	481	868	824	527	505
			36			
			27,720			
			770			
90	66	108	205		48	48
113,400	70,498	129,119	251,875		54,149	54,149
1,260	1,068	1,196	1,229		1,128	1,128
			3			
			5,880			
			1,960			
					6	4
					29,232	28,723
					4,872	7,181

(3) 塩干・加工品

品目別・出荷地	計	4月	5月	6月	7月	8月
切身もろみ	47,746	4,680	3,986	4,495	4,274	3,229
合計	43,223,194	3,888,122	3,291,942	3,904,896	3,455,605	2,736,629
平均単価	905	831	826	869	809	848
福島	22,034 14,760,193 670	2,625 1,414,170 539	2,379 1,293,600 544	2,551 1,365,483 535	2,649 1,403,651 530	1,910 1,119,594 586
北海道	140 264,443 1,889	10 15,750 1,575		6 16,065 2,678	6 16,065 2,678	8 16,065 2,008
青森	5,580 1,962,278 352	43 54,758 1,273	5 8,820 1,764	5 10,626 2,125	20 19,494 975	15 5,670 378
宮城	16,184 19,011,434 1,175	1,588 1,783,693 1,123	1,313 1,514,958 1,154	1,486 1,707,811 1,149	1,206 1,370,620 1,137	1,101 1,250,192 1,136
埼玉	2,201 4,132,914 1,878	260 329,319 1,267	165 223,139 1,352	159 219,825 1,383	223 312,806 1,403	56 85,050 1,519
東京	307 663,799 2,162	32 72,242 2,258	31 69,986 2,258	30 67,730 2,258	17 38,381 2,258	29 65,472 2,258
静岡	118 92,535 784	16 10,080 630				
島根	708 1,374,848 1,942	98 193,410 1,974	93 181,439 1,951	176 335,286 1,905	106 201,348 1,900	60 116,046 1,934
山口	400 766,500 1,916	8 14,700 1,838		82 182,070 2,220	47 93,240 1,984	50 78,540 1,571
大分	74 194,250 2,625					
切身粕	82,015	8,018	8,184	7,506	7,235	7,405
合計	94,046,993	8,741,197	8,629,235	7,918,612	7,355,960	8,750,783
平均単価	1,147	1,090	1,054	1,055	1,017	1,182
福島	597 4,750,849 7,958	1 0 0	4 4,200 1,050	27 34,931 1,294	6 8,064 1,344	122 703,826 5,769
北海道	5 10,453 2,091					5 10,453 2,091
青森	60 35,280 588				12 17,640 1,470	
宮城	69,323 75,496,797 1,089	6,576 7,259,886 1,104	6,648 7,236,642 1,089	6,127 6,692,674 1,092	6,074 6,363,741 1,048	6,174 6,612,605 1,071
茨城	120 201,600 1,680	10 16,800 1,680		10 16,800 1,680	20 33,600 1,680	20 33,600 1,680
群馬	6,742 5,021,909 745	882 690,522 783	1,125 818,717 728	979 638,358 652	900 618,093 687	567 453,054 799
埼玉	2,693 5,014,962 1,862	84 108,780 1,295	108 137,067 1,269	39 64,403 1,651	24 30,744 1,281	317 647,445 2,042
東京	503 742,346 1,476	217 315,243 1,453	137 195,519 1,427	64 99,220 1,550	4 6,090 1,523	20 30,450 1,523
石川	1,915 2,726,853 1,424	240 344,926 1,437	160 231,525 1,447	260 372,226 1,432	195 277,988 1,426	180 259,350 1,441
静岡	55 40,379 734	8 5,040 630				

上段：数量=kg
 单位 中断：金額=円
 下段：単価=円

9月	10月	11月	12月	1月	2月	3月
4,249	4,584	3,591	3,537	4,316	3,751	3,054
4,055,071	4,308,120	3,499,526	3,516,229	3,531,833	3,419,865	3,615,356
954	940	975	994	818	912	1,184
1,957	1,652	1,532	1,233	1,128	1,287	1,131
1,314,548	1,260,231	1,221,791	1,042,479	1,040,852	1,120,190	1,163,604
672	763	798	845	923	870	1,029
40	28	16	8		10	8
60,323	59,850	32,130	16,065		16,065	16,065
1,508	2,138	2,008	2,008		1,607	2,008
429	985	460	690	1,820	986	122
149,415	338,415	154,560	231,840	594,300	337,260	57,120
348	344	336	336	327	342	468
1,346	1,532	1,359	1,324	1,173	1,307	1,449
1,521,700	1,787,811	1,623,384	1,629,524	1,485,204	1,649,817	1,686,720
1,131	1,167	1,195	1,231	1,266	1,262	1,164
375	279	131	185	90	61	217
803,429	672,945	294,945	421,659	207,522	113,631	448,644
2,142	2,412	2,251	2,279	2,306	1,863	2,067
26	33	20	24	18	23	24
58,698	46,152	44,208	54,185	40,638	51,925	54,182
2,258	1,399	2,210	2,258	2,258	2,258	2,258
5	5	16	20	10	23	23
7,980	8,400	11,811	14,742	7,350	15,792	16,380
1,596	1,680	738	737	735	687	712
39	33	21	8	15	14	45
74,718	62,496	41,517	15,120	29,862	27,720	95,886
1,916	1,894	1,977	1,890	1,991	1,980	2,131
32	37	32	38	33	23	18
64,260	71,820	64,680	72,240	49,980	42,840	32,130
2,008	1,941	2,021	1,901	1,515	1,863	1,785
		4	7	29	17	17
		10,500	18,375	76,125	44,625	44,625
		2,625	2,625	2,625	2,625	2,625
6,838	6,675	6,088	5,901	5,410	5,516	7,239
9,609,018	7,045,167	6,647,341	6,603,738	5,858,312	6,017,794	10,869,836
1,405	1,055	1,092	1,119	1,083	1,091	1,502
196	43	6	23	17	20	132
1,845,752	37,506	7,413	27,668	21,918	9,451	2,050,120
9,417	872	1,236	1,203	1,289	473	15,531
18	30					
6,615	11,025					
368	368					
4,997	5,868	5,718	5,464	5,016	4,946	5,715
5,316,032	6,245,758	6,225,350	6,153,970	5,468,012	5,493,171	6,428,956
1,064	1,064	1,089	1,126	1,090	1,111	1,125
		30			20	10
		50,400			33,600	16,800
		1,680			1,680	1,680
681	484	142	211	223	368	180
552,258	425,124	116,424	144,018	161,406	270,837	133,098
811	878	820	683	724	736	739
777	97	72	60	66	75	974
1,640,223	110,166	92,232	76,860	84,546	95,130	1,927,366
2,111	1,136	1,281	1,281	1,281	1,268	1,979
24	28	4				5
37,875	44,438	5,670				7,841
1,578	1,587	1,418				1,568
145	125	110	135	80	70	215
210,263	171,150	145,425	195,300	116,550	102,375	299,775
1,450	1,369	1,322	1,447	1,457	1,463	1,394
		6	8	8	17	8
		4,427	5,922	5,880	13,230	5,880
		738	740	735	778	735

(3) 塩干・加工品

品目別・出荷地	計	4月	5月	6月	7月	8月
切身粕	2		2			
愛知	5,565		5,565			
	2,783		2,783			
切身みりん	79,390	8,238	5,932	6,003	6,426	5,895
合計	59,936,436	5,958,582	5,166,748	5,375,587	5,316,500	4,788,850
平均単価	755	723	871	895	827	812
福島	3,042	38	110	230	200	180
	3,000,197	37,905	180,285	294,840	243,894	195,510
	986	998	1,639	1,282	1,219	1,086
北海道	3,699	1,505	262	100	70	100
	1,684,281	605,573	179,130	71,400	43,050	35,700
	455	402	684	714	615	357
青森	14,619	1,616	919	488	1,240	1,259
	4,723,982	579,490	370,287	249,088	472,501	424,935
	323	359	403	510	381	338
宮城	8,480	759	650	892	809	754
	8,683,844	787,034	722,468	847,645	913,563	769,003
	1,024	1,037	1,111	950	1,129	1,020
茨城	5,573	384	438	567	553	389
	4,013,969	239,988	276,512	424,810	407,061	286,246
	720	625	631	749	736	736
千葉	16,999	1,765	1,470	1,607	1,672	1,196
	8,957,169	1,015,762	827,388	873,377	903,646	703,212
	527	576	563	543	540	588
東京	55				5	
	50,064				8,064	
	910				1,613	
静岡	16,947	1,422	1,374	1,350	1,325	1,436
	19,471,683	1,831,620	1,773,156	1,725,591	1,674,750	1,705,410
	1,149	1,288	1,291	1,278	1,264	1,188
山口	9,969	749	709	769	552	581
	9,337,807	861,210	837,522	888,836	649,971	668,834
	937	1,150	1,181	1,156	1,177	1,151
愛媛	7					
	13,440					
	1,920					
切身しょうが	7,320	635	582	684	407	601
合計	6,665,680	561,872	547,729	669,770	403,120	621,910
平均単価	911	885	941	979	990	1,035
福島	3,309	344	340	325	283	264
	2,834,211	293,076	289,170	275,940	238,392	221,508
	857	852	851	849	842	839
青森	3,684	289	240	323	105	315
	3,481,693	266,931	256,694	357,399	139,696	368,650
	945	924	1,070	1,106	1,330	1,170
宮城	307	2	2	36	19	16
	326,466	1,865	1,865	36,431	25,032	17,892
	1,063	933	933	1,012	1,317	1,118
東京	14					
	9,450					
	675					
神奈川	6					6
	13,860					13,860
	2,310					2,310
その他切身	149,934	14,067	13,587	12,272	11,868	11,286
合計	151,647,380	13,276,462	12,658,201	11,958,695	11,829,826	14,427,092
平均単価	1,011	944	932	974	997	1,278
福島	18,145	1,618	1,130	1,528	1,445	1,251
	18,707,834	1,481,629	952,896	1,358,696	1,423,359	3,400,209
	1,031	916	843	889	985	2,718
北海道	516	22	19	236	19	25
	1,742,162	142,065	106,365	310,433	106,050	139,125
	3,376	6,458	5,598	1,315	5,582	5,565
青森	11,732	770	884	761	861	982
	13,306,870	1,063,242	1,171,017	1,084,147	1,128,717	1,341,028
	1,134	1,381	1,325	1,425	1,311	1,366

上段：数量=kg
 单位 中断：金額=円
 下段：単価=円

9月	10月	11月	12月	1月	2月	3月
5,512	6,463	6,737	6,495	6,611	7,449	7,629
4,186,144	4,702,127	4,618,916	5,011,601	4,667,114	4,836,231	5,308,036
759	728	686	772	706	649	696
231	273	120	552	153	487	468
197,883	189,310	139,877	485,720	164,005	429,521	441,447
857	693	1,166	880	1,072	882	943
100	40	200		1,322		
36,750	14,700	64,050		633,928		
368	368	320		480		
1,179	1,067	894	1,533	1,115	1,519	1,790
419,030	308,175	249,008	414,743	326,550	427,456	482,719
355	289	279	271	293	281	270
751	1,168	760	448	489	514	486
774,173	1,022,104	712,210	506,522	595,897	544,876	488,349
1,031	875	937	1,131	1,219	1,060	1,005
290	375	384	585	288	651	669
188,389	311,554	265,202	441,227	217,007	457,165	498,808
650	831	691	754	753	702	746
1,035	1,389	1,537	1,604		1,762	1,962
504,695	637,361	718,255	848,958		933,829	990,686
488	459	467	529		530	505
	50					
	42,000					
	840					
1,440	1,608	1,120	1,194	1,152	1,974	1,552
1,483,230	1,591,590	1,405,320	1,634,535	1,567,440	1,401,981	1,677,060
1,030	990	1,255	1,369	1,361	710	1,081
486	493	1,715	579	2,092	542	702
581,994	585,333	1,051,554	679,896	1,162,287	641,403	728,967
1,198	1,187	613	1,174	556	1,183	1,038
		7				
		13,440				
		1,920				
806	837	837	641	439	384	467
597,309	702,545	736,490	600,556	421,097	346,449	456,833
741	839	880	937	959	902	978
220	210	235	228	326	274	260
183,456	175,392	201,288	199,271	281,099	243,255	232,364
834	835	857	874	862	888	894
524	584	595	403	68	80	158
357,305	489,353	529,532	391,230	88,968	69,174	166,761
682	838	890	971	1,308	865	1,055
62	43	7	10	45	30	35
56,548	37,800	5,670	10,055	51,030	34,020	48,258
912	879	810	1,006	1,134	1,134	1,379
						14
						9,450
						675
9,924	13,291	12,471	13,754	9,987	14,324	13,103
10,483,773	12,398,851	12,862,008	15,513,773	9,844,240	13,058,931	13,335,528
1,056	933	1,031	1,128	986	912	1,018
1,219	1,099	1,053	1,151	431	2,879	3,341
1,067,206	994,222	933,818	980,212	432,768	2,708,502	2,974,317
875	905	887	852	1,004	941	890
18	37	23	36	14	51	16
88,820	196,298	115,448	208,425	86,100	151,683	91,350
4,934	5,305	5,019	5,790	6,150	2,974	5,709
908	1,509	1,452	1,224	833	549	999
929,312	1,102,790	1,131,295	1,443,523	990,747	769,325	1,151,727
1,023	731	779	1,179	1,189	1,401	1,153

(3) 塩干・加工品

品目別・出荷地	計	4月	5月	6月	7月	8月
その他切身	61,823	3,813	4,418	3,981	3,691	3,852
宮城	65,260,264	3,445,988	3,778,181	3,983,863	3,792,542	4,729,562
	1,056	904	855	1,001	1,028	1,228
山形	24					
	43,596					
	1,817					
茨城	34,850	6,048	5,062	3,517	3,350	2,987
	25,752,142	4,743,436	4,274,318	2,984,514	2,625,963	2,413,809
	739	784	844	849	784	808
埼玉	1,503	198	228	87	73	138
	2,293,203	311,976	349,041	148,260	127,828	203,826
	1,526	1,576	1,531	1,704	1,751	1,477
千葉	14,037	981	1,356	1,521	1,657	1,516
	14,027,044	1,112,664	1,279,641	1,212,106	1,480,045	1,404,664
	999	1,134	944	797	893	927
東京	996	128	68	66	94	118
	2,249,354	343,656	131,859	170,121	210,294	220,857
	2,258	2,685	1,939	2,578	2,237	1,872
新潟	1,800	240	150	120	120	20
	1,284,045	141,540	92,925	74,025	95,130	25,200
	713	590	620	617	793	1,260
静岡	3,175	165	188	296	429	298
	6,097,585	436,590	471,558	539,442	744,432	469,432
	1,920	2,646	2,508	1,822	1,735	1,575
山口	412	19	12	121	103	18
	325,731	16,506	11,970	71,038	74,676	17,325
	791	869	998	587	725	963
福岡	876	65	72	38	26	81
	439,425	37,170	38,430	22,050	20,790	62,055
	502	572	534	580	800	766
大分	45					
	118,125					
	2,625					
生珍味	196,855	22,505	18,133	15,559	14,456	15,351
合計	204,428,625	20,650,342	19,763,823	15,847,658	15,680,154	18,182,586
平均単価	1,038	918	1,090	1,019	1,085	1,184
福島	2,468	114	552	165	176	199
	7,807,862	266,484	636,039	345,283	629,729	1,136,795
	3,164	2,338	1,152	2,093	3,578	5,713
北海道	4,868	803	894	301	339	547
	7,800,906	1,437,642	1,514,654	515,296	468,631	727,216
	1,602	1,790	1,694	1,712	1,382	1,329
青森	3,431	121	214	164	198	226
	4,176,779	194,409	333,620	251,013	305,234	324,076
	1,217	1,607	1,559	1,531	1,542	1,434
岩手	1,547			24		7
	886,903			16,065		27,300
	573			669		3,900
宮城	96,435	9,034	7,373	8,456	7,871	8,412
	77,504,507	6,613,915	5,625,028	6,494,610	6,500,707	7,596,263
	804	732	763	768	826	903
茨城	7,845	693	620	828	630	739
	14,532,853	1,315,608	1,167,054	1,409,142	1,187,319	1,313,193
	1,852	1,898	1,882	1,702	1,885	1,777
群馬	39,444	7,063	3,350	2,704	2,596	2,417
	23,736,731	3,112,124	2,279,824	2,061,944	1,985,146	1,841,160
	602	441	681	763	765	762
埼玉	1,866	240	89	67	104	76
	2,633,001	201,642	180,474	117,789	161,973	159,642
	1,411	840	2,028	1,758	1,557	2,101
千葉	329	24	20	15	18	37
	2,121,126	181,440	151,200	94,101	151,200	236,061
	6,447	7,560	7,560	6,273	8,400	6,380
東京	15,474	1,249	1,921	1,018	1,091	1,279
	29,797,119	2,702,229	3,301,318	2,094,408	2,223,817	2,623,950
	1,926	2,164	1,719	2,057	2,038	2,052

上段：数量=kg
 单位 中断：金額=円
 下段：単価=円

9月	10月	11月	12月	1月	2月	3月
3,626 4,584,105 1,264	6,865 6,582,954 959	5,944 7,089,393 1,193	7,090 9,057,062 1,277	5,900 5,883,976 997	7,765 6,747,275 869	4,878 5,585,363 1,145
9 17,766 1,974	15 25,830 1,722					
2,382 1,597,126 670	2,081 1,294,390 622	2,387 1,538,935 645	1,947 1,018,708 523	1,834 1,103,678 602	1,617 1,081,809 669	1,638 1,075,456 657
173 234,287 1,354	130 193,893 1,491	110 175,959 1,600	132 193,894 1,469	125 185,451 1,484	47 73,857 1,571	62 94,931 1,531
1,016 965,189 950	1,019 1,002,977 984	889 1,021,468 1,149	1,508 1,738,668 1,153	553 676,941 1,224	879 862,351 981	1,142 1,270,330 1,112
61 139,377 2,285	67 146,097 2,181	62 131,502 2,121	153 314,571 2,056	60 123,795 2,063	46 109,872 2,389	73 207,353 2,840
40 50,400 1,260		240 184,800 770	120 92,400 770	20 25,200 1,260	160 113,400 709	570 389,025 683
430 773,015 1,798	421 827,900 1,967	235 484,160 2,060	185 350,600 1,895	150 272,794 1,819	167 347,764 2,082	211 379,898 1,800
12 11,970 998		12 11,970 998	18 17,640 980		34 36,918 1,086	63 55,718 884
30 25,200 840	48 31,500 656	60 32,760 546	183 79,695 435	51 20,790 408	123 37,800 307	99 31,185 315
		4 10,500 2,625	7 18,375 2,625	16 42,000 2,625	7 18,375 2,625	11 28,875 2,625
15,879 16,235,728 1,022	15,307 15,017,417 981	14,996 16,167,525 1,078	17,718 22,885,691 1,292	12,297 11,255,355 915	14,065 13,946,103 992	20,589 18,796,243 913
160 1,908,703 11,929	130 307,353 2,364	159 391,525 2,462	275 778,381 2,830	80 270,165 3,377	147 594,491 4,044	311 542,914 1,746
231 307,382 1,331	370 521,328 1,409	353 610,157 1,728	423 805,317 1,904	188 268,333 1,427	195 287,553 1,475	224 337,397 1,506
985 322,644 328	330 470,399 1,425	291 508,684 1,748	259 502,182 1,939	214 307,496 1,437	185 310,914 1,681	244 346,108 1,418
7 27,300 3,900	624 340,242 545	494 262,878 532	384 185,818 484		7 27,300 3,900	
8,339 5,490,501 658	8,019 5,809,175 724	7,975 5,944,966 745	8,607 8,529,184 991	6,871 4,879,320 710	6,263 5,713,027 912	9,215 8,307,811 902
612 1,166,508 1,906	641 1,222,074 1,907	686 1,285,578 1,874	652 1,197,966 1,837	412 763,361 1,853	625 1,166,582 1,867	707 1,338,468 1,893
2,503 1,914,361 765	2,300 1,759,672 765	1,769 1,350,291 763	1,523 1,162,213 763	2,575 1,268,176 492	4,211 1,997,528 474	6,433 3,004,292 467
114 193,347 1,696	183 293,265 1,603	140 274,806 1,963	204 365,064 1,790	24 75,600 3,150	63 91,266 1,449	562 518,133 922
15 120,960 8,064	15 120,960 8,064	26 196,560 7,560	102 487,179 4,776	25 109,305 4,372	12 120,960 10,080	20 151,200 7,560
1,618 2,894,945 1,789	1,050 2,089,152 1,990	1,115 2,354,024 2,111	1,827 3,728,624 2,041	817 1,692,356 2,071	1,061 1,903,197 1,794	1,428 2,189,099 1,533

(3) 塩干・加工品

品目別・出荷地	計	4月	5月	6月	7月	8月
生珍味	4,965	923	851	363	204	249
神奈川	10,151,168	1,520,145	1,572,239	836,480	528,888	660,942
	2,045	1,647	1,848	2,304	2,593	2,654
新潟	13,104	1,794	1,751	969	878	806
	15,900,696	2,445,624	2,402,649	1,076,668	1,003,800	957,747
	1,213	1,363	1,372	1,111	1,143	1,188
富山	93	5	5		5	5
	204,708	17,850	17,850		17,850	17,850
	2,201	3,570	3,570		3,570	3,570
山梨	1,442	96	140	110	95	137
	1,655,346	102,816	159,810	117,894	117,012	160,230
	1,148	1,071	1,142	1,072	1,232	1,170
静岡	136	5		16	40	12
	164,950	7,308		24,696	32,634	22,491
	1,213	1,462		1,544	816	1,874
愛知	457	32	35	40	45	40
	993,720	97,524	90,594	101,934	101,934	101,934
	2,174	3,048	2,588	2,548	2,265	2,548
三重	82	8	3	65		
	282,335	119,448	37,422	51,492		
	3,443	14,931	12,474	792		
兵庫	1,700	267	271	192	117	108
	2,186,394	225,120	224,973	158,886	176,190	178,248
	1,286	843	830	828	1,506	1,650
鳥取	222					
	425,040					
	1,915					
島根	15		10			
	7,875		0			
	525		0			
広島	30				2	
	85,050				17,010	
	2,835				8,505	
山口	718	24	34	62	47	55
	1,066,956	72,004	69,075	79,957	71,080	97,488
	1,486	3,000	2,032	1,290	1,512	1,773
愛媛	14	10				
	28,140	17,010				
	2,010	1,701				
福岡	170					
	278,460					
	1,638					
干珍味	29,882	2,059	2,004	4,219	3,087	3,160
合計	55,508,416	4,420,561	4,077,958	6,026,194	4,981,982	5,091,653
平均単価	1,858	2,147	2,035	1,428	1,614	1,611
福島	40	30	10			
	40,740	30,030	10,710			
	1,019	1,001	1,071			
北海道	326	5	71	92	10	10
	897,160	13,734	130,452	153,174	23,184	53,550
	2,752	2,747	1,837	1,665	2,318	5,355
青森	13,344	462	553	2,276	1,750	1,893
	19,617,511	828,505	921,130	2,460,623	2,291,087	2,500,903
	1,470	1,793	1,666	1,081	1,309	1,321
岩手	54	44		10		
	46,998	35,910		11,088		
	870	816		1,109		
宮城	2,852	324	129	277	224	161
	5,181,183	677,683	351,119	520,989	351,725	344,359
	1,817	2,092	2,722	1,881	1,570	2,139
茨城	187	16	10	21	19	14
	326,760	26,775	21,420	37,485	26,775	21,420
	1,747	1,673	2,142	1,785	1,409	1,530
群馬	4	4				
	12,600	12,600				
	3,150	3,150				

上段：数量=kg
 单位 中断：金額=円
 下段：単価=円

9月	10月	11月	12月	1月	2月	3月
251 639,082 2,546	206 471,285 2,288	626 1,167,271 1,865	439 1,039,948 2,369	206 433,634 2,105	236 519,043 2,199	411 762,211 1,855
733 776,402 1,059	971 1,007,559 1,038	869 1,084,776 1,248	2,528 3,257,865 1,289	628 761,691 1,213	612 580,587 949	565 545,328 965
5 17,850 3,570	15 17,850 1,190	10 13,104 1,310	18 30,954 1,720	5 17,850 3,570	10 17,850 1,785	10 17,850 1,785
110 115,878 1,053	170 201,726 1,187	151 195,384 1,294	183 210,924 1,153	82 96,768 1,180	86 91,182 1,060	82 85,722 1,045
5 7,308 1,462	4 0 0	12 17,556 1,463	12 15,456 1,288	10 15,577 1,558	8 7,308 914	12 14,616 1,218
50 76,734 1,535	60 77,112 1,285	20 30,996 1,550	36 120,876 3,358	50 82,278 1,646	22 61,866 2,812	27 49,938 1,850
	1 17,010 17,010	3 27,825 9,275	0 788 0			2 28,350 14,175
106 180,012 1,698	105 169,407 1,613	126 184,422 1,464	114 167,244 1,467	50 96,453 1,929	142 250,656 1,765	102 174,783 1,714
		61 126,546 2,075	66 127,512 1,932	18 34,776 1,932	30 56,511 1,884	47 79,695 1,696
5 7,875 1,575						
	12 17,010 1,418	12 17,010 1,418	2 17,010 8,505		2 17,010 8,505	
30 67,936 2,265	101 104,838 1,038	98 123,166 1,257	60 144,056 2,401	30 50,296 1,677	120 83,392 695	57 103,668 1,819
			4 11,130 2,783			
				12 31,920 2,660	28 47,880 1,710	130 198,660 1,528
1,709 4,111,895 2,406	2,407 5,499,279 2,285	3,805 6,450,015 1,695	2,741 5,877,322 2,144	948 2,113,082 2,229	1,298 3,352,661 2,583	2,445 3,505,814 1,434
3 129,003 43,001	50 167,696 3,354	50 125,504 2,510	8 26,775 3,347	12 41,265 3,439	3 9,135 3,045	12 23,688 1,974
607 1,484,238 2,445	975 2,162,509 2,218	1,737 2,104,156 1,211	1,000 2,050,819 2,051	273 667,044 2,443	449 1,156,104 2,575	1,369 990,393 723
90 180,386 2,004	197 488,359 2,479	386 626,090 1,622	510 750,723 1,472	209 246,400 1,179	166 381,441 2,298	179 261,909 1,463
9 21,420 2,380	5 10,710 2,142	23 42,945 1,867	28 37,485 1,339	20 26,775 1,339	3 5,355 1,785	19 48,195 2,537

(3) 塩干・加工品

品目別・出荷地	計	4月	5月	6月	7月	8月
干珍味	77	42	5			
埼玉	71,250	38,840	9,110			
	925	925	1,822			
千葉	176	6		20	20	30
	762,280	14,680		92,400	92,400	109,200
	4,331	2,447		4,620	4,620	3,640
東京	2,441	150	338	376	199	261
	4,297,275	376,426	589,320	343,918	335,087	292,489
	1,760	2,510	1,744	915	1,684	1,121
新潟	1,033	108	98	99	136	110
	1,606,185	168,630	126,105	141,120	137,655	93,345
	1,555	1,561	1,287	1,425	1,012	849
石川	42				6	
	72,240				8,190	
	1,720				1,365	
福井	304	5	10	10	5	
	546,883	17,640	34,650	35,280	17,010	
	1,799	3,528	3,465	3,528	3,402	
静岡	2,021	226	206	257	127	110
	6,861,027	692,496	672,315	827,001	429,503	417,690
	3,395	3,064	3,264	3,218	3,382	3,797
愛知	4,358	527	345	487	385	376
	9,673,829	1,246,896	792,782	851,131	911,736	846,467
	2,220	2,366	2,298	1,748	2,368	2,251
三重	4					
	10,920					
	2,730					
滋賀	10					
	46,200					
	4,620					
兵庫	525	6	97	81	23	7
	1,198,046	16,066	185,745	133,875	61,320	34,650
	2,282	2,678	1,915	1,653	2,666	4,950
島根	1,032	32	37	100	75	92
	2,494,176	65,100	87,570	241,605	142,695	226,170
	2,417	2,034	2,367	2,416	1,903	2,458
岡山	813	65	90	80	100	80
	1,307,565	137,550	145,530	133,875	143,115	130,410
	1,608	2,116	1,617	1,673	1,431	1,630
広島	188	5	5	33	8	16
	249,323	8,400	0	42,630	10,500	21,000
	1,326	1,680	0	1,292	1,313	1,313
山口	29					
	55,230					
	1,904					
愛媛	3					
	10,395					
	3,465					
福岡	13					
	84,840					
	6,526					
熊本	6	2				
	37,800	12,600				
	6,300	6,300				
たこ類	15,134	599	664	700	744	852
合計	15,461,846	474,007	505,052	633,487	730,819	779,419
平均単価	1,022	791	761	905	982	915
福島	10,483	545	595	485	525	745
	8,887,999	378,738	401,920	344,873	384,573	609,442
	848	695	675	711	733	818
北海道	420			83	110	29
	654,606			142,380	186,277	50,854
	1,559			1,715	1,693	1,754
青森	1,165	10	40	100	70	50
	1,880,920	16,800	50,400	87,675	86,101	68,250
	1,615	1,680	1,260	877	1,230	1,365

上段：数量=kg
 单位 中断：金額=円
 下段：単価=円

9月	10月	11月	12月	1月	2月	3月
		10 7,980 798	20 15,320 766			
20 88,200 4,410	40 176,400 4,410		20 88,200 4,410	20 100,800 5,040		
194 316,755 1,633	109 245,207 2,250	212 327,726 1,546	269 702,324 2,611	78 202,125 2,591	125 314,685 2,517	130 251,213 1,932
76 141,330 1,860	50 109,830 2,197	94 194,880 2,073	132 258,930 1,962	10 2,310 231	51 105,525 2,069	69 126,525 1,834
	8 19,320 2,415	18 28,980 1,610		10 15,750 1,575		
10 34,650 3,465	39 70,980 1,820	123 103,530 842	20 45,308 2,265	17 46,935 2,761	32 74,120 2,316	33 66,780 2,024
139 536,070 3,857	176 616,929 3,505	340 1,078,879 3,173	130 471,452 3,627	64 236,482 3,695	111 422,625 3,807	135 459,585 3,404
373 769,923 2,064	482 892,584 1,852	493 1,175,643 2,385	361 850,521 2,356	97 243,096 2,506	175 424,620 2,426	257 668,430 2,601
	4 10,920 2,730					
			10 46,200 4,620			
22 50,400 2,291	83 157,500 1,898	75 148,286 1,977	23 91,602 3,983	19 45,234 2,381	58 129,843 2,239	31 143,525 4,630
114 273,105 2,396	78 212,940 2,730	114 284,446 2,495	94 237,984 2,532	65 162,384 2,498	57 143,641 2,520	174 416,536 2,394
38 61,215 1,611	79 115,395 1,461	87 137,760 1,583	110 181,755 1,652	44 61,320 1,394	20 27,825 1,391	20 31,815 1,591
12 12,600 1,050	32 42,000 1,313	40 52,815 1,320		8 10,500 1,313	13 31,658 2,435	16 17,220 1,076
			4 9,324 2,331	2 4,662 2,331	22 41,244 1,875	1 0 0
		3 10,395 3,465				
					13 84,840 6,526	
2 12,600 6,300			2 12,600 6,300			
555 496,856 895	761 701,711 922	520 449,600 865	7,961 8,973,443 1,127	552 568,933 1,031	532 449,106 844	694 699,413 1,008
500 382,347 765	545 402,108 738	468 362,628 775	4,535 4,348,286 959	513 518,428 1,011	459 352,296 768	568 402,360 708
5 9,403 1,881	128 168,420 1,316	32 50,022 1,563	7 10,500 1,500	6 10,500 1,750	8 10,500 1,313	12 15,750 1,313
	35 35,438 1,013		860 1,536,256 1,786			

(3) 塩干・加工品

品目別・出荷地	計	4月	5月	6月	7月	8月
たこ類	2,642					
宮城	3,161,026					
	1,196					
	331	44	29	27	21	22
茨城	702,155	78,469	52,732	49,487	38,903	39,218
	2,121	1,783	1,818	1,833	1,853	1,783
	72				18	6
千葉	143,640				34,965	11,655
	1,995				1,943	1,943
	11			5		
東京	16,632			9,072		
	1,512			1,814		
	10					
愛知	14,868					
	1,487					
塩から	106,647	9,213	8,342	9,182	8,730	10,050
合計	104,508,028	9,151,085	7,856,757	8,730,927	8,239,763	9,944,032
平均単価	980	993	942	951	944	989
	978	170	64	168	21	80
福島	497,616	99,771	32,970	98,280	10,920	29,400
	509	587	515	585	520	368
	18,004	1,348	1,430	1,515	1,579	2,682
北海道	20,551,360	1,475,922	1,493,247	1,574,139	1,584,902	2,567,754
	1,141	1,095	1,044	1,039	1,004	957
	9,846	946	793	797	857	839
青森	9,826,221	1,000,534	882,937	845,909	857,711	801,402
	998	1,058	1,113	1,061	1,001	955
	398	30	27	30	28	40
岩手	1,358,700	105,210	72,450	90,300	94,290	133,980
	3,414	3,507	2,683	3,010	3,368	3,350
	63,570	5,413	5,047	5,408	5,180	5,044
宮城	55,436,604	4,909,404	4,129,974	4,662,466	4,482,290	4,763,739
	872	907	818	862	865	944
	209	24	18	20	10	28
茨城	275,184	29,232	21,294	29,232	14,616	35,910
	1,317	1,218	1,183	1,462	1,462	1,283
	11					
栃木	16,643					
	1,513					
	4,695	544	374	431	429	373
東京	4,880,552	566,937	401,016	426,363	432,726	390,264
	1,040	1,042	1,072	989	1,009	1,046
	3,311	276	222	265	217	326
神奈川	5,373,062	415,280	407,741	427,031	319,774	534,704
	1,623	1,505	1,837	1,611	1,474	1,640
	731	64	23	93	22	54
新潟	931,330	92,159	24,885	121,611	21,840	62,370
	1,274	1,440	1,082	1,308	993	1,155
	4,378	348	308	375	362	536
静岡	4,664,206	369,654	334,215	401,248	384,490	558,810
	1,065	1,062	1,085	1,070	1,062	1,043
	112			56		
愛知	29,400			14,700		
	263			263		
	402	48	36	24	25	48
兵庫	659,464	79,296	56,028	39,648	36,204	65,699
	1,640	1,652	1,556	1,652	1,448	1,369
	2	2				
高知	7,686	7,686				
	3,843	3,843				
昆布・わかめ	138,923	11,734	11,299	10,551	11,922	10,657
合計	105,457,809	8,014,295	7,798,960	7,274,381	8,472,186	8,168,911
平均単価	759	683	690	689	711	767
	42,351	3,887	3,603	3,550	3,195	3,056
福島	27,736,258	2,597,881	2,329,242	2,246,995	2,041,620	2,197,292
	655	668	646	633	639	719

上段：数量=kg
 单位 中断：金額=円
 下段：単価=円

9月	10月	11月	12月	1月	2月	3月
34	33		2,444	20	42	69
76,398	65,660		2,758,518	13,545	42,840	204,065
2,247	1,990		1,129	677	1,020	2,957
16	20	14	73	13	23	29
28,708	30,085	25,610	234,203	26,460	43,470	54,810
1,794	1,504	1,829	3,208	2,035	1,890	1,890
		6	42			
		11,340	85,680			
		1,890	2,040			
						6
						7,560
						1,260
						10
						14,868
						1,487
7,896	8,968	9,438	10,369	6,964	8,787	8,708
7,833,694	9,173,482	9,537,245	10,724,414	6,282,283	8,104,529	8,929,817
992	1,023	1,011	1,034	902	922	1,025
40	116	129	76		80	34
14,700	90,720	46,935	18,480		29,400	26,040
368	782	364	243		368	766
1,681	1,404	1,234	1,383	863	1,271	1,614
1,945,461	1,885,128	1,660,441	1,891,145	1,008,672	1,555,323	1,909,226
1,157	1,343	1,346	1,367	1,169	1,224	1,183
544	1,033	865	1,481	426	623	642
597,975	968,822	850,889	1,289,253	512,085	593,481	625,223
1,099	938	984	871	1,202	953	974
39	22	26	73	21	28	34
133,980	68,460	89,250	265,020	65,520	98,280	141,960
3,435	3,112	3,433	3,630	3,120	3,510	4,175
4,295	5,201	5,873	6,105	4,832	5,791	5,381
3,696,493	4,621,875	5,077,997	5,804,372	3,796,556	4,560,532	4,930,906
861	889	865	951	786	788	916
17	11	10	40	11	10	10
21,294	14,616	14,616	50,526	14,616	14,616	14,616
1,253	1,329	1,462	1,263	1,329	1,462	1,462
			5		3	3
			7,088		4,830	4,725
			1,418		1,610	1,575
455	365	363	343	368	307	343
426,930	420,210	413,595	343,329	328,211	348,182	382,789
938	1,151	1,139	1,001	892	1,134	1,116
241	318	413	383	144	240	266
388,784	527,305	733,530	519,396	221,699	412,936	464,882
1,613	1,658	1,776	1,356	1,540	1,721	1,748
80	52	110	96	42	73	22
108,497	50,526	176,652	108,780	52,920	88,830	22,260
1,356	972	1,606	1,133	1,260	1,217	1,012
430	397	363	354	251	337	317
455,144	433,199	381,612	377,465	272,092	358,471	337,806
1,058	1,091	1,051	1,066	1,084	1,064	1,066
56						
14,700						
263						
18	49	52	30	6	24	42
29,736	92,621	91,728	49,560	9,912	39,648	69,384
1,652	1,890	1,764	1,652	1,652	1,652	1,652
10,708	11,087	12,505	16,444	9,197	11,531	11,288
7,460,278	9,514,847	11,105,864	17,238,805	5,571,125	7,027,995	7,810,162
697	858	888	1,048	606	609	692
4,100	3,601	3,751	4,249	2,980	3,463	2,916
2,464,696	2,469,491	2,366,820	3,007,291	1,924,259	2,081,243	2,009,428
601	686	631	708	646	601	689

(3) 塩干・加工品

品目別・出荷地	計	4月	5月	6月	7月	8月
昆布・わかめ	3,285	214	179	236	214	211
北海道	8,229,507	506,048	484,523	518,334	543,166	564,376
	2,505	2,365	2,707	2,196	2,538	2,675
青森	136	24	20	10	5	
	405,531	100,464	97,377	30,660	10,437	
	2,982	4,186	4,869	3,066	2,087	
岩手	471	24	45	30	78	15
	778,849	33,075	87,414	58,276	104,739	29,138
	1,654	1,378	1,943	1,943	1,343	1,943
宮城	44,272	3,381	3,512	2,998	4,455	4,203
	28,371,397	1,960,983	2,067,997	1,733,746	2,953,436	3,100,184
	641	580	589	578	663	738
茨城	15					
	0					
	0					
栃木	80	6	6	4	5	3
	89,597	8,190	8,190	5,460	8,190	8,190
	1,120	1,365	1,365	1,365	1,638	2,730
群馬	24,264	2,075	1,871	1,566	1,509	1,303
	15,725,628	1,111,552	1,042,127	835,960	908,540	725,107
	648	536	557	534	602	556
埼玉	1,814	387	296	324	238	102
	752,367	133,371	93,429	91,413	87,633	41,538
	415	345	316	282	368	407
千葉	261	75	10	45	10	10
	149,079	40,005	5,334	24,003	5,334	5,334
	571	533	533	533	533	533
東京	3,847	92	215	222	224	123
	7,769,418	175,455	407,820	383,145	487,620	266,522
	2,020	1,907	1,897	1,726	2,177	2,167
新潟	21	3	3	3		3
	112,770	16,065	16,065	16,065		16,065
	5,370	5,355	5,355	5,355		5,355
富山	200					
	478,485					
	2,392					
石川	372	33	17	52	18	45
	646,984	65,997	27,854	84,183	27,460	76,322
	1,739	2,000	1,638	1,619	1,526	1,696
福井	36					
	126,161					
	3,504					
静岡	1,296	126	156	150	120	84
	1,445,745	142,800	180,180	167,580	135,450	90,090
	1,116	1,133	1,155	1,117	1,129	1,073
愛知	12,062	1,054	1,089	1,022	1,537	1,171
	3,547,591	296,692	301,921	303,706	412,790	326,156
	294	281	277	297	269	279
三重	658	24	21	39	53	47
	2,103,154	80,430	62,685	142,590	164,955	178,920
	3,196	3,351	2,985	3,656	3,112	3,807
兵庫	2,668	258	207	226	195	203
	6,072,141	645,694	508,629	546,375	480,226	467,657
	2,276	2,503	2,457	2,418	2,463	2,304
和歌山	16	16				
	31,500	31,500				
	1,969	1,969				
島根	26	15	11			
	50,086	30,713	19,373			
	1,926	2,048	1,761			
広島	51	6		6	6	6
	78,750	9,450		9,450	9,450	9,450
	1,544	1,575		1,575	1,575	1,575
愛媛	45					
	23,701					
	527					

上段：数量=kg
 单位 中断：金額=円
 下段：単価=円

9月	10月	11月	12月	1月	2月	3月
181 440,055 2,431	315 756,221 2,401	528 1,320,408 2,501	726 1,904,162 2,623	107 233,993 2,187	189 473,340 2,504	185 484,881 2,621
1 3,780 3,780	5 11,340 2,268	7 15,372 2,196	3 7,560 2,520	4 7,812 1,953	15 30,765 2,051	42 89,964 2,142
75 81,901 1,092	45 87,414 1,943	54 92,139 1,706	30 59,063 1,969	15 29,138 1,943	30 58,276 1,943	30 58,276 1,943
3,026 2,018,491 667	3,236 2,353,749 727	4,205 2,718,219 646	6,275 4,898,206 781	1,853 877,041 473	2,944 1,402,346 476	4,184 2,286,999 547
		15 0 0				
1 2,730 2,730	12 6,930 578	27 24,245 898			12 6,552 546	4 10,920 2,730
1,661 984,758 593	1,951 1,839,168 943	2,007 2,085,783 1,039	1,827 2,138,920 1,171	2,932 1,392,258 475	3,369 1,627,329 483	2,193 1,034,126 472
62 27,594 445	74 47,691 644	28 37,800 1,350	111 70,686 637	50 24,444 489	65 42,714 657	77 54,054 702
10 5,334 533	20 10,668 533	10 5,334 533	65 34,671 533			6 13,062 2,177
177 342,484 1,935	363 743,211 2,047	465 910,476 1,958	1,441 3,075,345 2,134	103 229,635 2,229	130 263,844 2,030	292 483,861 1,657
	3 16,065 5,355		3 16,065 5,355		3 16,380 5,460	
		65 150,885 2,321	135 327,600 2,427			
23 41,785 1,817	41 84,075 2,051	27 45,430 1,683	33 66,768 2,023	41 37,254 909	20 40,847 2,042	22 49,009 2,228
		20 73,712 3,686	10 36,856 3,686		6 15,593 2,599	
96 101,640 1,059	126 137,550 1,092	90 99,120 1,101	126 140,910 1,118	60 64,680 1,078	84 98,595 1,174	78 87,150 1,117
997 258,168 259	987 258,808 262	840 368,431 439	912 310,406 340	783 231,697 296	793 238,542 301	877 240,274 274
73 228,900 3,136	56 176,086 3,144	86 256,202 2,979	213 583,800 2,741	19 63,473 3,341	8 45,098 5,637	19 120,015 6,317
163 397,272 2,437	179 444,161 2,481	176 433,646 2,464	193 488,466 2,531	228 417,221 1,830	349 523,951 1,501	291 718,843 2,470
	6 9,450 1,575	6 9,450 1,575	6 9,450 1,575		9 12,600 1,400	
	15 7,749 517	30 15,952 532				

(3) 塩干・加工品

品目別・出荷地	計	4月	5月	6月	7月	8月
昆布・わかめ	166	4	18	18	30	12
福岡	430,500	10,500	47,250	47,250	73,500	31,500
	2,593	2,625	2,625	2,625	2,450	2,625
熊本	510	30	20	50	30	60
	302,610	17,430	11,550	29,190	17,640	35,070
	593	581	578	584	588	585
ハム・ソーセージ	240	42	18	28	28	72
合計	349,608	37,044	94,248	44,037	48,405	46,032
平均単価	1,457	882	5,236	1,573	1,729	639
福島	62	42	2			
	60,858	37,044	5,292			
	982	882	2,646			
宮城	88			18	24	12
	140,553			29,337	33,264	16,632
	1,597			1,630	1,386	1,386
埼玉	16		16			
	88,956		88,956			
	5,560		5,560			
新潟	74			10	4	60
	59,241			14,700	15,141	29,400
	801			1,470	3,785	490
その他	213,305	16,003	19,930	39,572	18,748	18,909
合計	163,579,063	11,782,488	13,200,161	14,630,611	13,338,880	13,750,112
平均単価	767	736	662	370	711	727
福島	11,135	246	1,047	838	965	832
	13,598,576	245,196	1,303,445	1,085,749	1,258,537	1,068,333
	1,221	997	1,245	1,296	1,304	1,284
北海道	2,560	78	188	274	160	237
	4,824,510	177,156	305,634	525,221	291,039	400,764
	1,885	2,271	1,626	1,917	1,819	1,691
青森	5,148	417	455	415	412	493
	6,350,261	525,198	574,506	546,988	535,648	568,029
	1,234	1,259	1,263	1,318	1,300	1,152
岩手	788	64	59	94	63	76
	10,831,170	902,160	774,396	1,319,976	864,360	1,043,637
	13,745	14,096	13,125	14,042	13,720	13,732
宮城	132,281	10,127	13,029	32,536	12,081	12,127
	78,569,023	5,967,008	6,531,916	6,734,981	6,005,697	6,799,460
	594	589	501	207	497	561
秋田	14					
	14,112					
	1,008					
山形	9,927	727	1,021	1,142	550	1,101
	2,737,738	200,898	226,454	341,891	193,379	264,979
	276	276	222	299	352	241
茨城	1,644	144	107	300	140	145
	3,737,523	322,465	262,796	524,366	319,800	304,547
	2,273	2,239	2,456	1,748	2,284	2,100
栃木	457	48	51	41	44	35
	660,775	75,324	68,869	56,516	70,087	53,137
	1,446	1,569	1,350	1,378	1,593	1,518
埼玉	86				8	8
	177,408				20,160	20,160
	2,063				2,520	2,520
千葉	24,800	2,018	2,177	1,927	1,990	2,095
	14,944,215	1,218,286	1,277,232	1,116,187	1,263,099	1,285,673
	603	604	587	579	635	614
東京	2,469	209	173	131	106	127
	3,969,399	397,698	336,326	310,863	243,369	251,276
	1,608	1,903	1,944	2,373	2,296	1,979
神奈川	908	10			193	
	500,913	22,680			125,622	
	552	2,268			651	
新潟	7,666	494	633	738	547	731
	8,748,285	581,380	674,336	938,175	695,024	806,061
	1,141	1,177	1,065	1,271	1,271	1,103

上段：数量=kg
 单位 中断：金額=円
 下段：単価=円

9月	10月	11月	12月	1月	2月	3月
12	12	18	6	12	12	12
31,500	31,500	47,250	15,750	31,500	31,500	31,500
2,625	2,625	2,625	2,625	2,625	2,625	2,625
50	40	50	80	10	30	60
29,190	23,520	29,190	46,830	6,720	18,480	37,800
584	588	584	585	672	616	630
	12		9		6	25
	15,204		11,340		7,938	45,360
	1,267		1,260		1,323	1,814
	12				6	
	10,584				7,938	
	882				1,323	
	0		9			25
	4,620		11,340			45,360
	0		1,260			1,814
15,832	17,231	13,507	16,683	11,587	11,533	13,770
11,257,912	12,780,197	14,476,761	20,017,940	12,439,551	11,751,253	14,153,197
711	742	1,072	1,200	1,074	1,019	1,028
812	966	946	1,756	773	907	1,047
860,843	1,087,372	1,148,648	2,228,126	961,597	1,104,618	1,246,112
1,060	1,126	1,214	1,269	1,244	1,218	1,190
115	365	148	378	245	185	187
195,132	518,921	221,393	975,997	567,022	297,121	349,110
1,697	1,422	1,496	2,582	2,314	1,606	1,867
374	373	342	505	373	449	540
423,634	458,612	432,341	637,801	471,312	520,760	655,432
1,133	1,230	1,264	1,263	1,264	1,160	1,214
38	36	93	94	121	18	32
537,264	458,640	1,807,092	1,140,804	1,322,601	226,800	433,440
14,139	12,740	19,431	12,136	10,931	12,600	13,545
10,310	10,478	6,530	7,098	6,126	5,523	6,316
5,983,188	6,401,319	6,372,921	8,981,407	6,049,935	6,000,465	6,740,726
580	611	976	1,265	988	1,086	1,067
	14					
	14,112					
	1,008					
685	813	669	735	722	741	1,021
217,929	226,742	202,254	209,229	181,724	206,178	266,081
318	279	302	285	252	278	261
18	94	181	107	143	107	158
133,140	241,722	408,115	301,078	311,788	254,334	353,372
7,397	2,572	2,255	2,814	2,180	2,377	2,237
48	65	68	16	16	14	11
73,140	96,720	87,044	20,908	22,594	21,125	15,311
1,524	1,488	1,280	1,307	1,412	1,509	1,392
	6	16	40			8
	9,072	29,232	78,624			20,160
	1,512	1,827	1,966			2,520
1,872	2,061	2,146	2,773	1,658	1,712	2,371
1,055,823	1,168,500	1,215,067	1,878,575	926,266	1,023,673	1,515,834
564	567	566	677	559	598	639
95	176	258	808	76	151	159
167,181	324,546	368,857	882,380	127,828	266,292	292,783
1,760	1,844	1,430	1,092	1,682	1,764	1,841
19	102	207	226	26	77	48
7,056	49,770	105,021	113,148	14,112	28,224	35,280
371	488	507	501	543	367	735
515	571	663	794	598	591	791
563,193	603,230	693,013	1,009,421	626,018	603,332	955,102
1,094	1,056	1,045	1,271	1,047	1,021	1,207

(3) 塩干・加工品

品目別・出荷地	計	4月	5月	6月	7月	8月
その他	208	16	16	16	24	24
福井	294,840	22,680	22,680	22,680	34,020	34,020
	1,418	1,418	1,418	1,418	1,418	1,418
静岡	2,949	306	154	262	584	213
	2,538,236	249,797	133,351	222,654	461,434	149,730
	861	816	866	850	790	703
愛知	2,538	208	190	239	226	241
	2,242,401	187,173	171,297	238,455	190,680	224,658
	884	900	902	998	844	932
兵庫	1,003	38		28	28	10
	1,395,954	53,046		38,514	38,514	2,625
	1,392	1,396		1,376	1,376	263
鳥取	5,147	379	341	483	578	402
	6,211,108	431,525	416,803	572,115	696,281	469,243
	1,207	1,139	1,222	1,185	1,205	1,167
広島	27		1		1	
	85,050		17,010		17,010	
	3,150		17,010		17,010	
山口	1,264	470	288	108	48	12
	641,319	168,168	103,110	35,280	15,120	3,780
	507	358	358	327	315	315
愛媛	214					
	316,197					
	1,478					
長崎	72	4				
	190,050	34,650				
	2,640	8,663				

上段：数量=kg
 单位 中断：金額=円
 下段：単価=円

9月	10月	11月	12月	1月	2月	3月
	16	32	32		16	16
	22,680	45,360	45,360		22,680	22,680
	1,418	1,418	1,418		1,418	1,418
139	139	214	191	200	287	260
99,488	93,923	210,474	162,120	208,950	278,040	268,275
716	676	984	849	1,045	969	1,032
182	200	237	352	143	135	185
176,064	141,015	177,030	299,439	134,946	127,008	174,636
967	705	747	851	944	941	944
100	150	210	174	100	140	25
136,500	204,750	286,125	240,030	136,500	191,100	68,250
1,365	1,365	1,363	1,379	1,365	1,365	2,730
444	493	387	494	234	399	513
552,317	612,960	477,333	602,653	292,568	485,423	601,887
1,244	1,243	1,233	1,220	1,250	1,217	1,173
1					24	
17,010					34,020	
17,010					1,418	
25	113	46	94	13	33	14
7,560	45,591	14,910	188,580	26,880	26,670	5,670
302	403	324	2,006	2,068	808	405
		94	16	16	24	64
		139,881	22,260	22,260	33,390	98,406
		1,488	1,391	1,391	1,391	1,538
40		20		4		4
51,450		34,650		34,650		34,650
1,286		1,733		8,663		8,663

市の鳥 **かもめ**
(平成8年10月1日制定)



市制施行 30 周年を記念して制定されました。
かもめは身近な海鳥として、ひろく一般に知られています。
本市には約 60 キロメートルにわたる美しい海岸線があり、市のイメージに最もふさわしい鳥です。