

第3 水産物部

1 平成29年度概況

(1) 総取扱高

本年度の開市日数は264日、総取扱数量は12,688,440kgで前年度対比は93.1%、総取扱金額は13,913,658,269円で前年度対比は98.2%であった。

一ヶ月平均取扱数量は1,057,370kgで、最高は12月の1,318,477kg、最低は1月の814,605kgであった。

また、一日平均取扱数量は48,062kgで、一日平均取扱金額は52,703,251円であった。

種別取扱数量では、鮮魚は5,364,721kgで前年度対比91.2%、冷凍は3,643,629kgで前年度対比89.7%、塩干・加工品は3,680,090kgで前年度対比99.7%となっている。

また、種別取扱金額では、鮮魚は5,116,702,869円で前年度対比94.2%、冷凍は4,279,278,317円で前年度対比95.9%、塩干・加工品は4,517,677,083円で前年度対比105.8%となっている。

(2) 出荷地別取扱状況

順位	取扱数量		取扱金額	
	出荷地	割合	出荷地	割合
1	宮城	24.2	宮城	21.4
2	東京	14.0	東京	16.9
3	福島	12.6	福島	13.2
4	千葉	11.5	千葉	8.3
5	茨城	7.8	茨城	6.0
6	北海道	4.4	北海道	5.6
7	青森	4.1	静岡県	4.4
8	静岡	3.6	青森	4.0
9	新潟	2.7	新潟	2.3
10	岩手	2.1	岩手	1.7
11	三重	1.3	三重	1.6
12	福岡	1.2	福岡	1.6
13	沖縄	1.1	広島	1.5
14	神奈川県	1.1	沖縄	1.4
15	愛媛	0.9	兵庫	1.4
	計	92.6	計	91.3

(3) kgあたりの平均単価

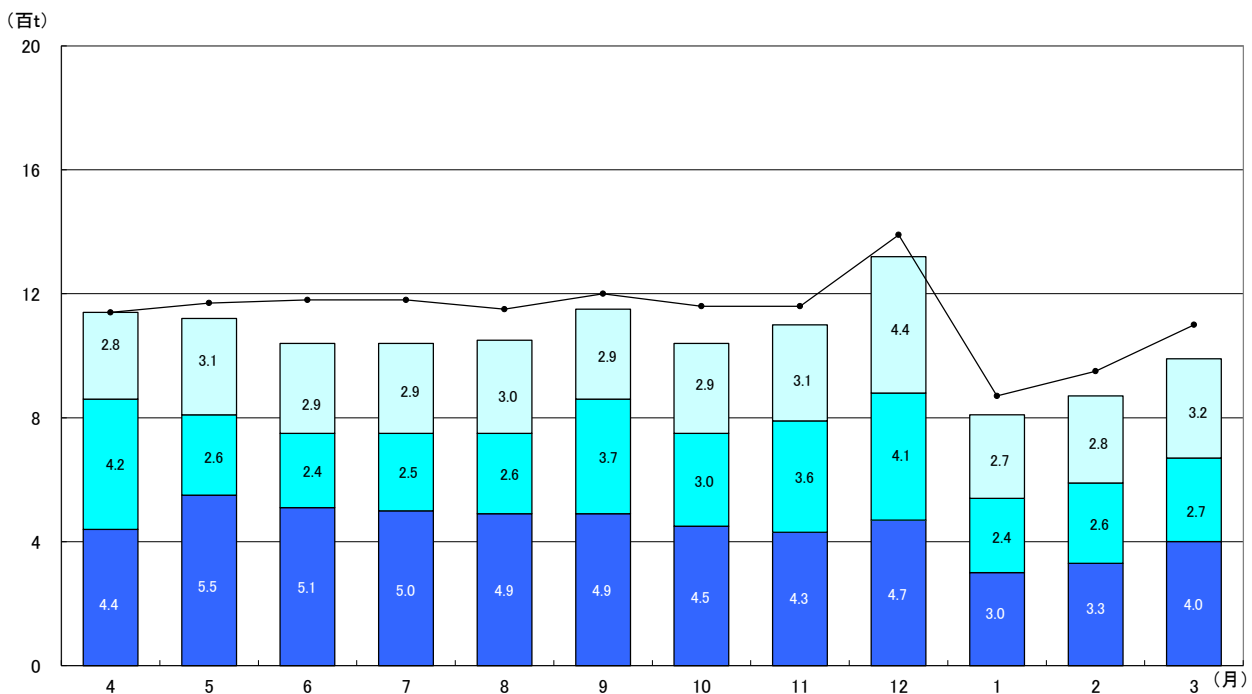
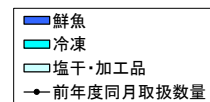
本年度の総平均単価は1,097円で前年度対比105.6%、種別にみると鮮魚は954円で前年度対比103.2%、冷凍は1,174円で前年度対比106.8%、塩干・加工品は1,228円で前年度対比106.2%となっている。

2 取扱

(1) 総括表

区分		合計	4月	5月	6月	7月	8月	
開市日数		264日	21日	22日	22日	23日	23日	
合計	年間取扱高	数量	12,688,440	1,135,886	1,113,901	1,040,450	1,047,055	1,046,748
		金額	13,913,658,269	1,139,359,729	1,115,957,895	1,061,356,761	1,156,320,849	1,196,901,947
		単価	1,097	1,003	1,002	1,020	1,104	1,143
	一日平均取扱高	数量	48,062	54,090	50,632	47,293	45,524	45,511
		金額	52,703,251	54,255,225	50,725,359	48,243,489	50,274,820	52,039,215
		単価						
鮮魚	数量	5,364,721	436,583	550,808	512,803	504,248	486,302	
	金額	5,116,702,869	414,318,288	460,415,715	425,623,169	423,494,840	466,999,398	
	単価	954	949	836	830	840	960	
冷凍	数量	3,643,629	417,085	256,370	235,144	249,959	263,205	
	金額	4,279,278,317	389,988,537	305,587,763	304,845,405	387,253,145	370,728,412	
	単価	1,174	935	1,192	1,296	1,549	1,409	
塩干・加工品	数量	3,680,090	282,218	306,723	292,503	292,848	297,241	
	金額	4,517,677,083	335,052,904	349,954,417	330,888,187	345,572,864	359,174,137	
	単価	1,228	1,187	1,141	1,131	1,180	1,208	

ア 月別取扱数量推移図

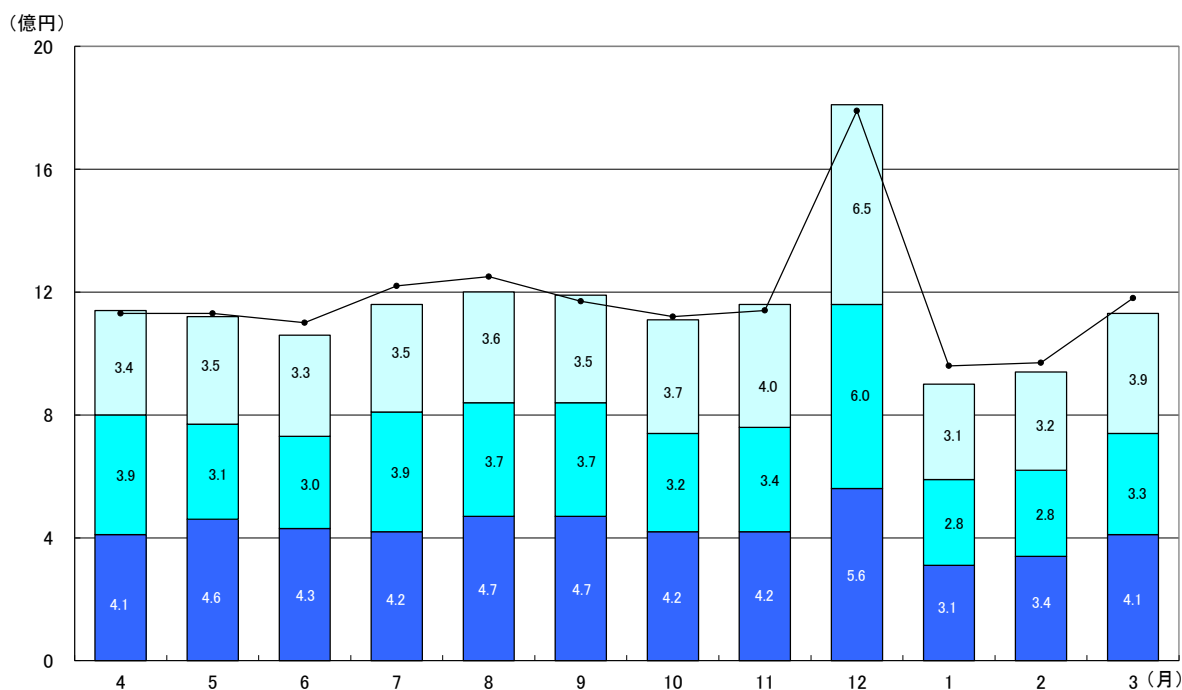
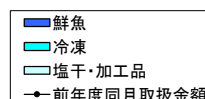


概況

単位：数量…kg／金額・単価…円

9 月	10 月	11 月	12 月	1 月	2 月	3 月
22 日	22 日	22 日	25 日	19 日	20 日	23 日
1,156,445	1,044,255	1,099,975	1,318,477	814,605	880,202	990,441
1,186,666,317	1,114,080,480	1,161,767,609	1,806,380,229	910,490,849	938,166,987	1,126,208,617
1,026	1,067	1,056	1,370	1,118	1,066	1,137
52,566	47,466	49,999	52,739	42,874	44,010	43,063
53,939,378	50,640,022	52,807,619	72,255,209	47,920,571	46,908,349	48,965,592
491,147	448,616	427,318	474,349	299,276	333,009	400,262
466,455,277	422,830,291	421,842,443	558,159,435	314,037,739	337,053,956	405,472,318
950	943	987	1,177	1,049	1,012	1,013
373,083	301,306	359,291	407,835	242,130	264,136	274,085
368,559,205	319,956,897	338,798,319	599,311,959	282,305,364	282,859,041	329,084,270
988	1,062	943	1,469	1,166	1,071	1,201
292,215	294,333	313,366	436,293	273,199	283,057	316,094
351,651,835	371,293,292	401,126,847	648,908,835	314,147,746	318,253,990	391,652,029
1,203	1,261	1,280	1,487	1,150	1,124	1,239

イ 月別取扱金額推移図



(2) 県内・県外別取扱高表

区 分		合 計	4 月	5 月	6 月	7 月	8 月	
合 計	数量	12,688,440	1,135,886	1,113,901	1,040,450	1,047,055	1,046,748	
	金額	13,913,658,269	1,139,359,729	1,115,957,895	1,061,356,761	1,156,320,849	1,196,901,947	
小 計	県 内	数量	1,600,698	129,475	153,840	138,183	115,257	136,248
		金額	1,830,640,625	134,791,128	152,915,190	142,287,770	143,831,811	167,230,274
	県 外	数量	11,087,742	1,006,411	960,061	902,267	931,798	910,500
		金額	12,083,017,644	1,004,568,601	963,042,705	919,068,991	1,012,489,038	1,029,671,673
鮮 魚	県 内	数量	755,464	62,047	81,029	75,406	52,541	65,229
		金額	672,378,005	51,601,017	57,962,357	60,083,232	53,501,304	64,328,907
	県 外	数量	4,609,257	374,536	469,779	437,397	451,707	421,073
		金額	4,444,324,864	362,717,271	402,453,358	365,539,937	369,993,536	402,670,491
冷 凍	県 内	数量	461,987	37,998	42,297	33,431	34,114	43,452
		金額	561,473,042	39,923,546	49,606,557	39,537,847	44,465,241	59,213,830
	県 外	数量	3,181,642	379,087	214,073	201,713	215,845	219,753
		金額	3,717,805,275	350,064,991	255,981,206	265,307,558	342,787,904	311,514,582
塩 干 加工品	県 内	数量	383,247	29,430	30,514	29,346	28,602	27,567
		金額	596,789,578	43,266,565	45,346,276	42,666,691	45,865,266	43,687,537
	県 外	数量	3,296,843	252,788	276,209	263,157	264,246	269,674
		金額	3,920,887,505	291,786,339	304,608,141	288,221,496	299,707,598	315,486,600

(3) 委託・買付別取扱高表

区 分		合 計	4 月	5 月	6 月	7 月	8 月	
合 計	数量	12,688,440	1,135,886	1,113,901	1,040,450	1,047,055	1,046,748	
	金額	13,913,658,269	1,139,359,729	1,115,957,895	1,061,356,761	1,156,320,849	1,196,901,947	
小 計	委 託	数量	4,959,764	413,623	526,308	479,123	456,490	428,304
		金額	4,098,047,837	337,616,399	378,018,021	346,822,814	320,723,475	347,092,464
	買 付	数量	7,728,676	722,263	587,593	561,327	590,565	618,444
		金額	9,815,610,432	801,743,330	737,939,874	714,533,947	835,597,374	849,809,483
鮮 魚	委 託	数量	4,142,530	351,436	456,891	415,608	402,295	368,253
		金額	3,312,806,556	277,635,695	313,102,139	286,932,166	266,944,948	287,635,392
	買 付	数量	1,222,191	85,147	93,917	97,195	101,953	118,049
		金額	1,803,896,313	136,682,593	147,313,576	138,691,003	156,549,892	179,364,006
冷 凍	委 託	数量	37,937	2,763	3,484	2,903	2,812	3,452
		金額	22,642,553	1,722,330	2,187,486	1,870,160	1,755,300	2,179,332
	買 付	数量	3,605,692	414,322	252,886	232,241	247,147	259,753
		金額	4,256,635,764	388,266,207	303,400,277	302,975,245	385,497,845	368,549,080
塩 干 加工品	委 託	数量	779,297	59,424	65,933	60,612	51,383	56,599
		金額	762,598,728	58,258,374	62,728,396	58,020,488	52,023,227	57,277,740
	買 付	数量	2,900,793	222,794	240,790	231,891	241,465	240,642
		金額	3,755,078,355	276,794,530	287,226,021	272,867,699	293,549,637	301,896,397

単位：数量…kg／金額…円

9 月	10 月	11 月	12 月	1 月	2 月	3 月
1,156,445	1,044,255	1,099,975	1,318,477	814,605	880,202	990,441
1,186,666,317	1,114,080,480	1,161,767,609	1,806,380,229	910,490,849	938,166,987	1,126,208,617
126,056	110,864	158,724	191,756	101,734	114,080	124,481
142,554,683	133,548,678	154,527,168	249,434,450	125,197,356	131,887,240	152,434,877
1,030,389	933,391	941,251	1,126,721	712,871	766,122	865,960
1,044,111,634	980,531,802	1,007,240,441	1,556,945,779	785,293,493	806,279,747	973,773,740
61,901	49,705	87,608	77,658	43,992	43,054	55,294
54,054,210	43,945,996	63,159,748	83,774,489	44,221,854	44,377,553	51,367,338
429,246	398,911	339,710	396,691	255,284	289,955	344,968
412,401,067	378,884,295	358,682,695	474,384,946	269,815,885	292,676,403	354,104,980
36,367	31,462	38,913	54,100	29,710	44,117	36,026
46,012,374	40,279,157	43,381,107	67,461,331	37,823,617	49,081,853	44,686,582
336,716	269,844	320,378	353,735	212,420	220,019	238,059
322,546,831	279,677,740	295,417,212	531,850,628	244,481,747	233,777,188	284,397,688
27,788	29,697	32,203	59,998	28,032	26,909	33,161
42,488,099	49,323,525	47,986,313	98,198,630	43,151,885	38,427,834	56,380,957
264,427	264,636	281,163	376,295	245,167	256,148	282,933
309,163,736	321,969,767	353,140,534	550,710,205	270,995,861	279,826,156	335,271,072

単位：数量…kg／金額…円

9 月	10 月	11 月	12 月	1 月	2 月	3 月
1,156,445	1,044,255	1,099,975	1,318,477	814,605	880,202	990,441
1,186,666,317	1,114,080,480	1,161,767,609	1,806,380,229	910,490,849	938,166,987	1,126,208,617
429,521	401,616	401,301	442,896	288,588	322,697	369,297
362,894,695	342,905,015	347,757,011	458,706,160	251,609,178	280,391,712	323,510,893
726,924	642,639	698,674	875,581	526,017	557,505	621,144
823,771,622	771,175,465	814,010,598	1,347,674,069	658,881,671	657,775,275	802,697,724
366,479	334,928	333,071	335,474	220,359	254,681	303,055
303,998,100	279,955,836	284,550,890	334,650,782	192,797,994	221,791,466	262,811,148
124,668	113,688	94,247	138,875	78,917	78,328	97,207
162,457,177	142,874,455	137,291,553	223,508,653	121,239,745	115,262,490	142,661,170
3,431	2,069	2,719	4,209	2,200	4,534	3,361
2,125,116	1,283,904	1,795,446	2,632,338	1,344,870	1,717,620	2,028,651
369,652	299,237	356,572	403,626	239,930	259,602	270,724
366,434,089	318,672,993	337,002,873	596,679,621	280,960,494	281,141,421	327,055,619
59,611	64,619	65,511	103,213	66,029	63,482	62,881
56,771,479	61,665,275	61,410,675	121,423,040	57,466,314	56,882,626	58,671,094
232,604	229,714	247,855	333,080	207,170	219,575	253,213
294,880,356	309,628,017	339,716,172	527,485,795	256,681,432	261,371,364	332,980,935

3 種 別 ・ 出 荷

種別 出荷地別	合計		鮮 魚		冷 凍		塩干・加工品	
	数 量	金 額	数 量	金 額	数 量	金 額	数 量	金 額
福島	1,600,695	1,830,640,625	755,464	672,378,005	461,985	561,473,042	383,246	596,789,578
北海道	556,671	772,288,827	449,706	538,126,665	24,015	50,020,138	82,950	184,142,024
青森	520,133	552,371,011	356,840	301,506,572	51,339	50,984,944	111,954	199,879,495
岩手	272,117	232,800,596	244,159	172,921,076	20,723	31,243,518	7,235	28,636,002
宮城	3,067,154	2,973,281,636	971,448	758,228,580	1,171,179	1,097,558,266	924,527	1,117,494,790
秋田	28,015	24,484,127	2,248	1,979,073	14,460	7,114,737	11,307	15,390,317
山形	26,987	45,120,947	2,559	1,210,066	54	66,308	24,374	43,844,573
茨城	987,341	837,647,651	280,641	218,666,028	108,228	147,896,252	598,472	471,085,371
栃木	19,935	27,601,636	112	232,902	9,705	7,755,359	10,118	19,613,375
群馬	96,204	75,950,230	3	1,431	4,340	11,372,318	91,861	64,576,481
埼玉	15,869	16,563,684	1,018	606,743	4,207	5,026,127	10,644	10,930,814
千葉	1,454,537	1,156,589,623	1,008,652	702,595,598	91,283	74,321,711	354,602	379,672,314
東京	1,779,364	2,348,759,941	394,004	656,630,872	1,079,515	1,114,397,263	305,845	577,731,806
神奈川	137,142	111,155,509	21,415	26,037,598	716	2,627,829	115,011	82,490,082
新潟	338,862	315,716,733	7,279	5,949,125	12,958	40,707,915	318,625	269,059,693
富山	30,149	16,271,034	29,845	15,521,008	100	184,183	204	565,843
石川	6,631	10,245,868	2,782	2,929,716			3,849	7,316,152
福井	39,066	20,712,428	3,696	3,722,857			35,370	16,989,571
山梨	286	776,507					286	776,507
長野	9,939	16,606,308	8,762	12,410,591	225	491,448	952	3,704,269
岐阜	44,242	98,829,888			44,215	98,689,203	27	140,685
静岡	453,358	613,812,531	60,855	57,529,535	305,046	451,548,982	87,457	104,734,014
愛知	66,894	79,033,756	24,953	23,739,982	8,517	11,527,422	33,424	43,766,352
三重	160,296	225,908,076	52,645	56,821,986	91,652	141,581,147	15,999	27,504,943
滋賀	1,399	720,020					1,399	720,020
京都	29,955	64,049,874	23,572	54,314,322	6,383	9,735,552		
大阪	33,930	60,528,978	2,252	4,077,682	30,935	53,169,014	743	3,282,282
兵庫	115,000	189,622,124	29,593	48,450,199	53,298	94,932,808	32,109	46,239,117
奈良								
和歌山	10,354	11,146,406	10,085	10,619,258			269	527,148
鳥取	11,760	18,544,474	2,805	4,142,324	2,728	6,006,967	6,227	8,395,183
島根	3,561	3,989,822	2,806	2,348,643	22	92,988	733	1,548,191
岡山	594	429,825					594	429,825
広島	68,072	206,007,950	36,990	40,466,790	23,906	155,258,158	7,176	10,283,002
山口	46,633	67,133,651	14,369	30,456,562	2,141	4,433,016	30,123	32,244,073
徳島								
香川	4,392	4,120,583	102	215,352	2,397	2,049,951	1,893	1,855,280
愛媛	118,760	148,862,648	109,273	126,279,021	8,085	18,383,135	1,402	4,200,492

地 別 取 扱 高 表

単位：kg・円

種別 出荷地別	合計		鮮 魚		冷 凍		塩干・加工品	
	数 量	金 額	数 量	金 額	数 量	金 額	数 量	金 額
高知	4,374	10,347,844	4,370	10,329,506			4	18,338
福岡	146,886	225,376,594	77,783	77,382,452	4,852	16,626,306	64,251	131,367,836
佐賀	34,912	97,293,740	34,851	97,103,144	4	16,079	57	174,517
長崎	47,500	44,983,853	44,466	37,887,397	1,883	6,019,661	1,151	1,076,795
熊本	22,909	37,215,377	20,414	31,423,908			2,495	5,791,469
大分	22,922	16,495,415	21,805	13,873,823			1,117	2,621,592
宮崎	30,385	27,080,017	30,385	27,080,017				
鹿児島	77,111	76,723,543	77,103	76,656,671			8	66,872
沖縄	145,145	199,816,359	142,610	193,849,789	2,535	5,966,570		
総 計	12,688,440	13,913,658,269	5,364,721	5,116,702,869	3,643,629	4,279,278,317	3,680,090	4,517,677,083
平均単価		1,097		954		1,174		1,228

4 品目別取扱高順位表

(1) (鮮魚)

数量 順位	品 目	数量(Kg)	比率(%)	金額 順位	金 額	比率(%)	平均単価
1	か つ お	1,068,547	19.9	1	636,847,436	12.4	596
2	め ば ち	430,411	8.0	2	619,466,195	12.1	1,439
3	か れ い 類	380,246	7.1	4	251,971,664	4.9	663
4	さ ん ま	345,198	6.4	6	242,225,254	4.7	702
5	は ま ち	262,521	4.9	5	251,882,412	4.9	959
6	い か 類	257,077	4.8	9	194,230,987	3.8	756
7	た い	206,433	3.8	7	235,359,173	4.6	1,140
8	ま ぐ ろ	175,511	3.3	3	420,244,876	8.2	2,394
9	あ じ	171,714	3.2	13	115,775,450	2.3	674
10	た こ 類	158,764	3.0	8	219,655,041	4.3	1,384
11	い わ し	132,576	2.5	25	42,111,600	0.8	318
12	あ さ り	107,033	2.0	17	76,978,726	1.5	719
13	か き	104,480	1.9	14	93,437,317	1.8	894
14	あ ん こ う	103,714	1.9	16	85,936,991	1.7	829
15	さ ば 類	97,174	1.8	28	37,424,765	0.7	385
16	さ け	96,558	1.8	11	154,584,728	3.0	1,601
17	し じ み	85,606	1.6	19	57,200,978	1.1	668
18	わ か め	78,965	1.5	21	54,967,171	1.1	696
19	ほ た て	78,931	1.5	15	86,864,715	1.7	1,101
20	ほ っ き	73,431	1.4	23	43,693,715	0.9	595
21	き ち じ	57,877	1.1	12	118,873,431	2.3	2,054
22	ひ ら め	53,096	1.0	18	62,621,982	1.2	1,179
23	た ら 類	51,329	1.0	27	38,534,487	0.8	751
24	ど ん こ	50,418	0.9	31	21,325,985	0.4	423
25	は ま ぐ り	41,094	0.8	30	27,807,951	0.5	677
26	か に 類	34,904	0.7	20	56,228,638	1.1	1,611
27	き わ だ	31,229	0.6	29	33,336,241	0.7	1,067
28	す ず き	24,826	0.5	32	21,266,612	0.4	857
29	う に 類	21,372	0.4	10	192,372,094	3.8	9,001

(1)(鮮魚)

数量 順位	品 目	数量(K g)	比率(%)	金額 順位	金 額	比率(%)	平均単価
30	ほ う ぼ う 類	16,110	0.3	37	5,957,697	0.1	370
31	か じ き 類	10,151	0.2	33	8,882,260	0.2	875
32	え び 類	9,936	0.2	26	41,359,537	0.8	4,163
33	こ ん ぶ	9,898	0.2	39	4,796,906	0.1	485
34	あ わ び	9,362	0.2	22	52,207,559	1.0	5,577
35	い し も ち	8,515	0.2	41	2,503,867	0.0	294
36	さ ぎ え	6,413	0.1	36	7,584,268	0.1	1,183
37	に し ん	6,059	0.1	42	2,346,457	0.0	387
38	貝 焼	5,492	0.1	24	43,156,190	0.8	7,858
39	あ ゆ	4,143	0.1	35	7,621,290	0.1	1,840
40	こ の し ろ	3,006	0.1	40	2,741,463	0.1	912
41	し ら う お	2,999	0.1	38	5,150,337	0.1	1,717
42	どじょう(うなぎ)	1,593	0.0	34	8,076,510	0.2	5,070
43	ま す	1,468	0.0	45	1,401,151	0.0	954
44	め ん け 類	976	0.0	43	2,275,771	0.0	2,332
45	な ま こ	824	0.0	44	1,485,243	0.0	1,802
46	は た は た	614	0.0	46	281,766	0.0	459
1	そ の 他 鮮 魚	310,877	5.8	1	246,608,139	4.8	793
2	そ の 他 貝 類	98,640	1.8	2	85,088,231	1.7	863
3	そ の 他 藻 類	66,677	1.2	3	71,336,280	1.4	1,070
4	そ の 他	9,934	0.2	4	22,615,332	0.4	2,277
	鮮 魚 計	5,364,721	100.0		5,116,702,869	100.0	954

(2)(冷凍)

数量 順位	品 目	数量(K g)	比率(%)	金額 順位	金 額	比率(%)	平均単価
1	冷 赤 魚	496,890	13.6	3	263,038,708	6.1	529
2	冷 ほ っ け	385,786	10.6	5	199,447,843	4.7	517
3	冷 さ ば	356,510	9.8	10	146,972,754	3.4	412
4	冷 さ ん ま	240,220	6.6	12	84,794,235	2.0	353
5	冷 凍 め ば ち	221,441	6.1	2	406,819,562	9.5	1,837

(2)(冷凍)

数量 順位	品 目	数量(Kg)	比率(%)	金額 順位	金 額	比率(%)	平均単価
6	冷 え び	202,302	5.6	1	518,994,290	12.1	2,565
7	冷 か れ い	193,248	5.3	8	154,900,124	3.6	802
8	冷 か つ お	162,348	4.5	7	182,363,375	4.3	1,123
9	冷 い か	101,187	2.8	9	153,306,898	3.6	1,515
10	冷 さ け	88,841	2.4	11	99,463,622	2.3	1,120
11	冷 凍 ま ぐ ろ 類	82,498	2.3	6	195,269,402	4.6	2,367
12	冷 か に	78,264	2.1	4	240,893,578	5.6	3,078
13	冷 き ん き	48,300	1.3	16	43,183,072	1.0	894
14	冷 た ら	31,516	0.9	14	54,053,406	1.3	1,715
15	冷 ま す	29,897	0.8	15	45,317,683	1.1	1,516
16	冷 た い	27,850	0.8	17	38,545,855	0.9	1,384
17	冷 ほ た て	25,656	0.7	13	59,306,393	1.4	2,312
18	冷 凍 か じ き 類	23,208	0.6	19	24,018,783	0.6	1,035
19	冷 に し ん	22,489	0.6	24	6,496,722	0.2	289
20	冷 あ じ	19,346	0.5	23	8,925,265	0.2	461
21	冷 た こ	19,233	0.5	18	24,473,504	0.6	1,272
22	冷 さ わ ら	12,538	0.3	21	13,526,020	0.3	1,079
23	冷 凍 き わ だ	11,326	0.3	20	14,031,896	0.3	1,239
24	冷 き す	5,715	0.2	22	12,676,071	0.3	2,218
25	冷 ブ ロ イ ラ ー	4,243	0.1	25	5,975,789	0.1	1,408
26	冷 め ん け	3,554	0.1	26	4,223,988	0.1	1,189
27	冷 あ ゆ	1,720	0.0	27	2,606,526	0.1	1,515
28	冷 イ ン ド ま ぐ ろ	1,704	0.0	29	1,035,684	0.0	608
29	冷 く じ ら	904	0.0	28	2,562,453	0.1	2,835
30	冷 メ ル ル ー サ	442	0.0	30	577,901	0.0	1,307
31	冷 す り み	84	0.0	31	76,202	0.0	907
1	冷 食 品	539,285	14.8	1	861,258,899	20.1	1,597
2	そ の 他 冷 凍	124,012	3.4	2	227,757,269	5.3	1,837
3	そ の 他 冷 貝 類	81,076	2.2	3	182,384,545	4.3	2,250

(2)(冷凍)

	冷 凍 計	3,643,629	100.0		4,279,278,317	100.0	1,174
--	-------	-----------	-------	--	---------------	-------	-------

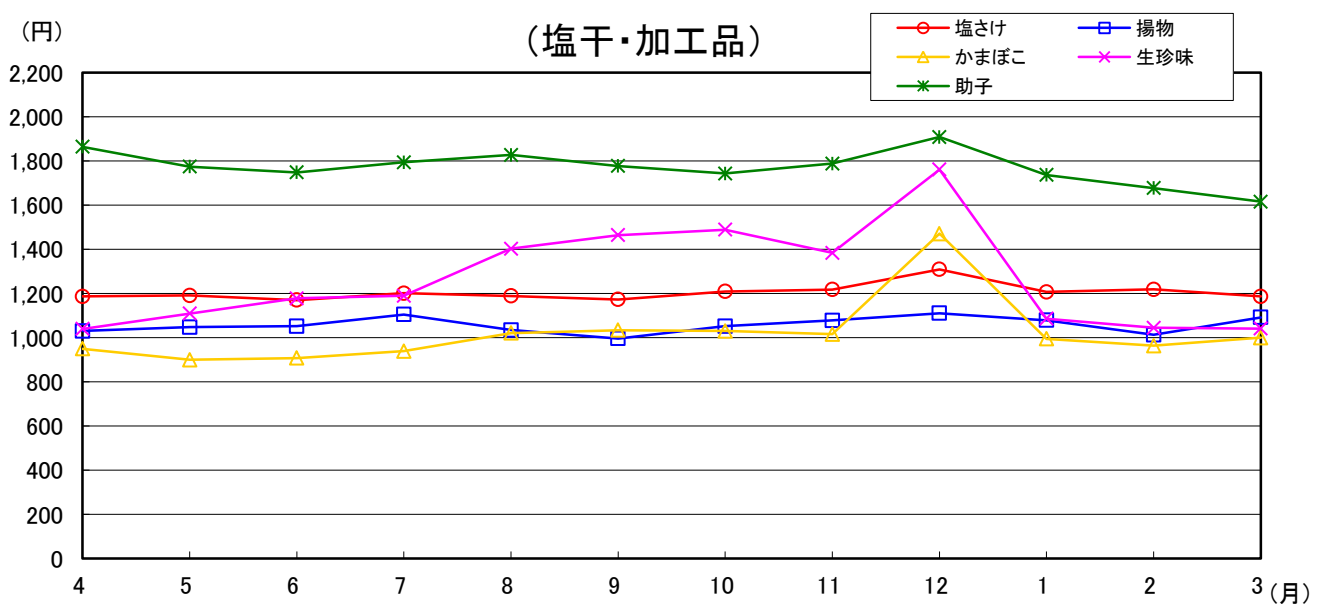
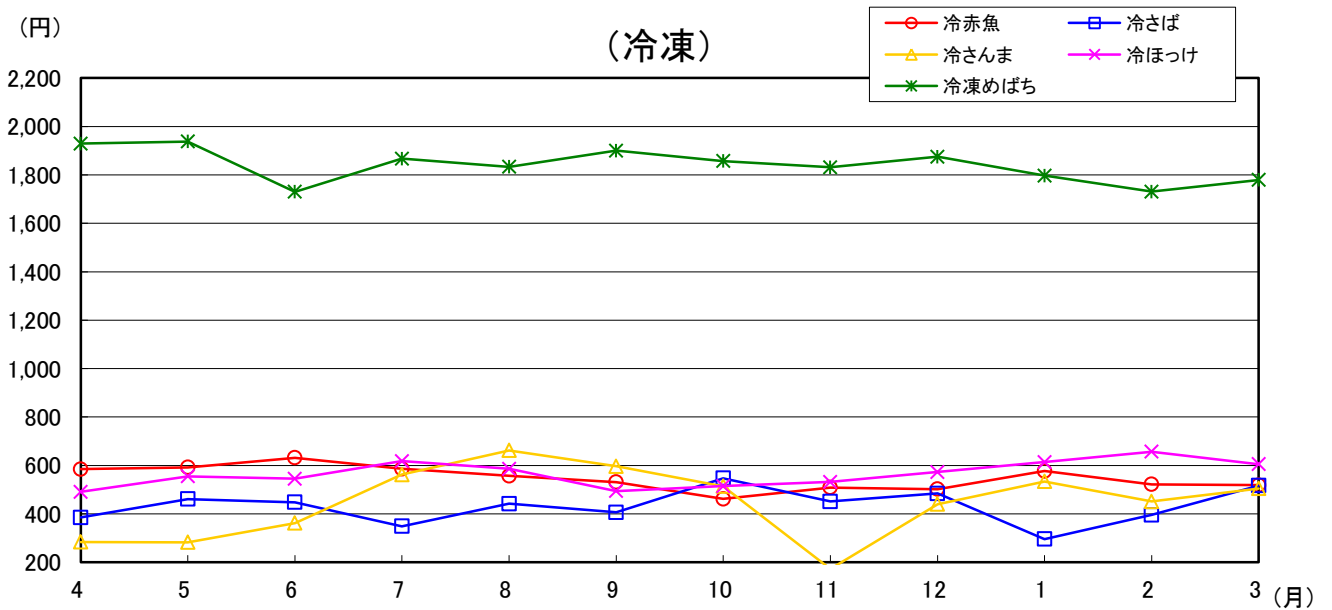
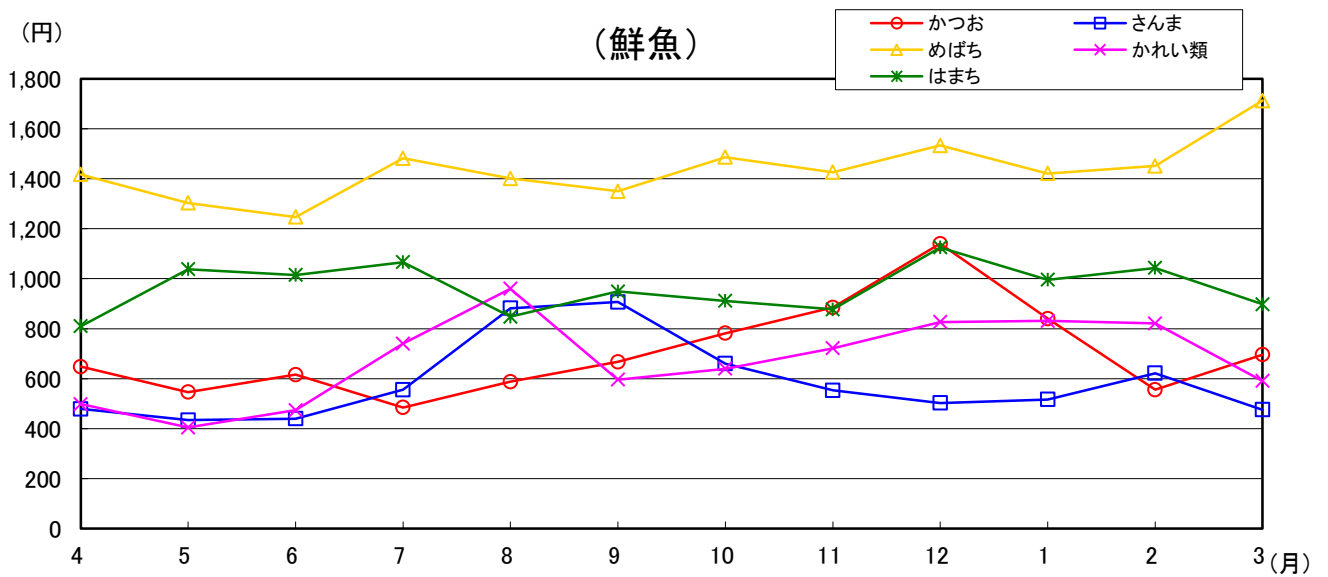
(3)(塩干、加工品)

数量 順位	品 目	数量(Kg)	比率(%)	金額 順位	金 額	比率(%)	平均単価
1	塩 さ け	533,641	14.5	1	647,186,307	14.3	1,213
2	揚 物	368,402	10.0	2	389,704,501	8.6	1,058
3	か ま ぼ こ	236,716	6.4	4	247,855,274	5.5	1,047
4	助 子	156,032	4.2	3	275,791,481	6.1	1,768
5	生 珍 味	155,916	4.2	7	195,280,990	4.3	1,252
6	昆 布 ・ わ か め	112,954	3.1	10	109,032,086	2.4	965
7	開 干 ほ っ け	103,429	2.8	8	176,515,605	3.9	1,707
8	筋 子	70,015	1.9	5	215,798,331	4.8	3,082
9	煮 干	66,490	1.8	9	166,139,360	3.7	2,499
10	ち く わ	65,859	1.8	17	53,335,715	1.2	810
11	切 身 み り ん	65,110	1.8	16	58,349,263	1.3	896
12	開 干 さ ん ま	60,359	1.6	18	50,914,747	1.1	844
13	塩 か ら	59,575	1.6	11	81,657,539	1.8	1,371
14	佃 煮 ・ 漬 物	55,992	1.5	12	79,908,554	1.8	1,427
15	開 干 あ じ	54,231	1.5	13	63,534,635	1.4	1,172
16	切 身 粕	52,085	1.4	15	59,396,863	1.3	1,140
17	丸 干 い わ し	46,659	1.3	26	28,784,503	0.6	617
18	塩 ま す	44,480	1.2	24	35,723,175	0.8	803
19	開 干 さ ば	36,680	1.0	23	35,898,727	0.8	979
20	切 身 も ろ み	35,839	1.0	20	44,824,573	1.0	1,251
21	い く ら	33,511	0.9	6	215,182,567	4.8	6,421
22	な る と	28,139	0.8	27	26,369,768	0.6	937
23	み り ん 干	22,001	0.6	22	36,191,839	0.8	1,645
24	塩 ほ っ け	20,771	0.6	30	14,988,407	0.3	722
25	数 の 子	18,934	0.5	19	48,122,357	1.1	2,542
26	す る め	17,041	0.5	14	61,486,956	1.4	3,608
27	焼 物	15,767	0.4	25	31,576,070	0.7	2,003

(3) (塩干、加工品)

数量 順位	品 目	数量 (K g)	比率 (%)	金額 順位	金 額	比率 (%)	平均単価
28	干 珍 味	13,643	0.4	21	38,593,126	0.9	2,829
29	身 欠 に し ん	13,231	0.4	31	11,116,312	0.2	840
30	た こ 類	9,412	0.3	28	22,316,315	0.5	2,371
31	開 干 き ち じ	7,805	0.2	29	15,262,889	0.3	1,956
32	切 身 し ょ う が	3,223	0.1	32	4,028,432	0.1	1,250
33	丸 干 さ ん ま	2,608	0.1	33	2,885,505	0.1	1,106
34	ハム・ソーセージ	21	0.0	34	32,052	0.0	1,526
1	そ の 他 練 製 品	736,807	20.0	1	518,317,165	11.5	703
2	そ の 他 切 身	134,992	3.7	3	144,661,839	3.2	1,072
3	そ の 他	112,962	3.1	4	135,259,487	3.0	1,197
4	そ の 他 干 物	108,731	3.0	2	175,586,187	3.9	1,615
	塩干・加工品計	3,680,090	100.0		4,517,677,083	100.0	1,228

5 主要品目月別平均単価推移図



6 種別・出荷地

種別・出荷地	計	4月	5月	6月	7月	8月
福島	1,600,698	129,475	153,840	138,183	115,257	136,248
合計	1,830,640,625	134,791,128	152,915,190	142,287,770	143,831,811	167,230,274
鮮魚	755,464	62,047	81,029	75,406	52,541	65,229
	672,378,005	51,601,017	57,962,357	60,083,232	53,501,304	64,328,907
冷凍	461,987	37,998	42,297	33,431	34,114	43,452
	561,473,042	39,923,546	49,606,557	39,537,847	44,465,241	59,213,830
塩干・加工品	383,247	29,430	30,514	29,346	28,602	27,567
	596,789,578	43,266,565	45,346,276	42,666,691	45,865,266	43,687,537
北海道	556,675	31,830	38,397	28,770	27,175	46,772
合計	772,288,827	53,268,498	58,871,049	39,535,192	39,720,888	62,698,905
鮮魚	449,708	20,920	27,619	21,284	21,169	40,191
	538,126,665	27,681,948	34,164,029	25,288,027	26,580,945	47,987,343
冷凍	24,018	1,986	1,662	1,569	1,328	1,325
	50,020,138	4,930,740	4,087,692	3,504,519	3,263,015	3,405,726
塩干・加工品	82,949	8,924	9,116	5,917	4,678	5,256
	184,142,024	20,655,810	20,619,328	10,742,646	9,876,928	11,305,836
青森	520,133	28,134	34,024	41,038	50,314	46,624
合計	552,371,011	38,147,661	39,315,059	38,384,801	46,331,280	49,501,207
鮮魚	356,841	17,999	22,614	30,362	40,311	33,360
	301,506,572	22,126,293	22,164,866	23,111,838	30,046,482	29,024,826
冷凍	51,339	2,314	2,976	3,296	2,386	5,225
	50,984,944	2,567,106	2,748,406	3,317,598	2,678,713	5,573,167
塩干・加工品	111,953	7,821	8,434	7,380	7,617	8,039
	199,879,495	13,454,262	14,401,787	11,955,365	13,606,085	14,903,214
岩手	272,121	8,277	7,126	13,034	11,132	12,422
合計	232,800,596	11,010,422	9,954,056	12,970,434	12,569,940	15,300,551
鮮魚	244,161	7,269	6,006	11,940	9,470	9,640
	172,921,076	8,478,768	6,248,742	9,755,491	7,859,403	6,648,493
冷凍	20,723	508	491	298	1,217	2,258
	31,243,518	1,159,707	1,570,693	701,518	2,656,349	6,469,086
塩干・加工品	7,237	500	629	796	445	524
	28,636,002	1,371,947	2,134,621	2,513,425	2,054,188	2,182,972
宮城	3,067,155	329,532	203,051	229,668	322,319	286,883
合計	2,973,281,636	260,774,563	202,922,893	217,949,142	289,121,452	274,340,708
鮮魚	971,448	47,514	70,190	93,465	188,935	145,267
	758,228,580	46,936,688	55,836,190	64,710,310	109,723,540	99,633,968
冷凍	1,171,180	214,803	58,725	62,248	55,947	64,472
	1,097,558,266	138,555,511	62,848,391	71,959,252	91,724,973	83,046,417
塩干・加工品	924,527	67,215	74,136	73,955	77,437	77,144
	1,117,494,790	75,282,364	84,238,312	81,279,580	87,672,939	91,660,323
秋田	28,018	2,355	2,425	2,815	2,484	2,718
合計	24,484,127	2,465,788	1,737,000	3,039,578	2,862,589	1,976,699
鮮魚	2,251	27	59	578	252	375
	1,979,073	79,056	115,538	446,083	344,380	381,516
冷凍	14,460	1,080	1,464	1,116	1,128	1,560
	7,114,737	531,360	720,576	549,590	555,250	763,776
塩干・加工品	11,307	1,248	902	1,121	1,104	783
	15,390,317	1,855,372	900,886	2,043,905	1,962,959	831,407
山形	26,988	1,697	1,999	2,222	1,346	2,323
合計	45,120,947	1,665,216	1,881,813	1,735,423	1,462,193	3,498,043
鮮魚	2,560	112	358	624	164	125
	1,210,066	68,348	101,088	123,444	102,903	143,314
冷凍	54	8	24	6	6	6
	66,308	21,708	12,182	10,884	10,884	10,884
塩干・加工品	24,374	1,585	1,633	1,574	1,176	2,198
	43,844,573	1,596,868	1,759,017	1,599,797	1,348,406	3,354,729
茨城	987,339	87,746	92,896	87,959	71,470	75,330
合計	837,647,651	71,914,319	70,689,592	70,012,782	62,873,693	67,129,264
鮮魚	280,640	32,929	25,334	23,054	12,306	14,282
	218,666,028	21,248,152	17,682,118	15,975,126	11,417,935	14,126,285
冷凍	108,228	9,759	7,539	8,396	8,452	8,483
	147,896,252	14,061,291	10,921,282	11,867,132	14,511,261	13,540,075
塩干・加工品	598,471	45,058	60,023	56,509	50,712	52,565
	471,085,371	36,604,876	42,086,192	42,170,524	36,944,497	39,462,904

別・月別取扱高表

単位 上段：数量=kg
下段：金額=円

9月	10月	11月	12月	1月	2月	3月
126,056	110,863	158,723	191,756	101,735	114,080	124,482
142,554,683	133,548,678	154,527,168	249,434,450	125,197,356	131,887,240	152,434,877
61,901	49,705	87,608	77,658	43,992	43,054	55,294
54,054,210	43,945,996	63,159,748	83,774,489	44,221,854	44,377,553	51,367,338
36,367	31,461	38,912	54,100	29,711	44,117	36,027
46,012,374	40,279,157	43,381,107	67,461,331	37,823,617	49,081,853	44,686,582
27,788	29,697	32,203	59,998	28,032	26,909	33,161
42,488,099	49,323,525	47,986,313	98,198,630	43,151,885	38,427,834	56,380,957
85,969	63,822	47,554	89,374	32,647	26,377	37,988
99,548,286	74,813,893	72,011,568	143,067,251	43,030,393	35,894,839	49,828,065
79,048	55,110	39,241	66,348	27,728	20,880	30,170
86,041,273	56,234,134	52,480,517	87,167,869	34,444,292	26,494,005	33,562,283
1,565	870	1,323	5,282	1,739	2,195	3,174
3,482,942	2,270,052	3,099,249	14,728,895	1,841,430	2,360,872	3,045,006
5,356	7,842	6,990	17,744	3,180	3,302	4,644
10,024,071	16,309,707	16,431,802	41,170,487	6,744,671	7,039,962	13,220,776
47,090	51,182	50,849	67,669	31,151	34,432	37,626
47,885,292	53,855,146	55,869,357	83,651,201	31,005,110	32,336,043	36,088,854
35,947	39,245	32,600	36,520	20,580	21,914	25,389
29,403,778	33,964,947	30,209,105	29,364,184	15,426,123	16,770,804	19,893,326
3,466	4,722	8,661	8,016	2,855	3,251	4,171
3,201,400	5,556,297	8,867,362	8,034,671	2,085,999	2,563,577	3,790,648
7,677	7,215	9,588	23,133	7,716	9,267	8,066
15,280,114	14,333,902	16,792,890	46,252,346	13,492,988	13,001,662	12,404,880
47,806	92,726	32,845	24,701	9,641	5,595	6,816
43,547,656	58,462,011	21,520,719	22,135,828	10,980,727	6,379,378	7,968,874
44,863	91,079	31,565	12,996	8,457	5,028	5,848
34,475,240	54,394,296	17,750,935	10,301,465	7,213,944	4,903,971	4,890,328
2,160	1,162	630	10,679	796	192	332
4,814,129	2,326,453	1,096,396	7,072,450	2,019,617	447,979	909,141
783	485	650	1,026	388	375	636
4,258,287	1,741,262	2,673,388	4,761,913	1,747,166	1,027,428	2,169,405
364,743	262,387	223,993	282,794	177,550	185,663	198,572
300,906,373	253,956,990	242,042,490	344,393,388	186,703,330	192,537,325	207,632,982
100,209	66,024	65,368	63,804	41,234	46,194	43,244
77,993,473	63,585,338	58,254,989	59,479,482	35,325,637	44,793,419	41,955,546
189,415	115,823	75,351	111,776	72,976	71,433	78,211
134,553,552	94,543,292	76,966,879	131,294,991	73,163,924	65,046,384	73,854,700
75,119	80,540	83,274	107,214	63,340	68,036	77,117
88,359,348	95,828,360	106,820,622	153,618,915	78,213,769	82,697,522	91,822,736
2,059	2,303	2,729	2,638	2,036	1,600	1,856
1,167,707	1,729,957	4,088,858	2,182,023	1,142,361	1,076,629	1,014,938
225	449			230		56
146,825	330,955			46,008		88,712
1,164	1,056	984	1,668	1,176	900	1,164
574,085	520,214	484,358	819,245	582,552	440,640	573,091
670	798	1,745	970	630	700	636
446,797	878,788	3,604,500	1,362,778	513,801	635,989	353,135
4,109	4,948	1,561	1,998	1,625	1,136	2,024
9,579,347	12,160,208	2,168,179	3,835,846	3,626,582	1,013,138	2,494,959
155	96		116			810
118,304	97,628		36,482			418,555
					16	
					21,534	
3,954	4,852	1,561	1,882	1,625	1,120	1,214
9,461,043	12,062,580	2,168,179	3,799,364	3,626,582	991,604	2,076,404
82,616	80,554	75,774	83,603	74,194	90,982	84,215
68,820,442	68,224,720	67,016,728	86,766,417	59,954,102	72,039,284	72,206,308
24,111	21,536	19,840	20,433	24,379	33,802	28,634
19,665,468	17,661,814	16,873,701	19,221,740	17,687,115	25,041,061	22,065,513
8,602	11,421	7,965	13,368	5,440	10,095	8,708
10,112,402	11,680,366	10,206,102	24,514,205	7,239,784	8,854,811	10,387,541
49,903	47,597	47,969	49,802	44,375	47,085	46,873
39,042,572	38,882,540	39,936,925	43,030,472	35,027,203	38,143,412	39,753,254

種別・出荷地	計	4月	5月	6月	7月	8月
栃木	19,938	1,347	1,006	1,050	1,054	1,380
合計	27,601,636	1,531,891	1,579,696	1,599,187	2,354,691	1,753,800
鮮魚	112	5			1	60
	232,902	9,720			4,158	129,600
冷凍	9,708	673	330	358	341	390
	7,755,359	491,724	235,764	262,980	250,560	276,912
塩干・加工品	10,118	669	676	692	712	930
	19,613,375	1,030,447	1,343,932	1,336,207	2,099,973	1,347,288
群馬	96,203	11,667	9,258	8,870	8,716	7,395
合計	75,950,230	7,296,678	7,485,397	7,488,889	6,877,742	7,093,897
鮮魚	3					
	1,431					
冷凍	4,340	530	370	290	200	710
	11,372,318	1,222,020	908,280	848,070	615,103	1,937,844
塩干・加工品	91,860	11,137	8,888	8,580	8,516	6,685
	64,576,481	6,074,658	6,577,117	6,640,819	6,262,639	5,156,053
埼玉	15,869	1,462	934	1,135	1,542	1,408
合計	16,563,684	1,641,550	923,265	995,064	1,334,162	1,336,171
鮮魚	1,018	574	48			36
	606,743	257,903	31,860			33,480
冷凍	4,207	297	328	195	409	226
	5,026,127	411,965	355,623	174,571	293,220	223,632
塩干・加工品	10,644	591	558	940	1,133	1,146
	10,930,814	971,682	535,782	820,493	1,040,942	1,079,059
千葉	1,454,536	159,042	245,849	180,263	117,351	102,656
合計	1,156,589,623	122,068,697	165,651,403	127,946,991	83,561,317	87,343,660
鮮魚	1,008,651	131,492	217,674	156,842	87,686	72,249
	702,595,598	88,660,453	132,253,511	98,773,483	47,321,614	49,157,100
冷凍	91,283	2,658	3,329	1,198	2,498	2,194
	74,321,711	4,997,860	5,953,110	4,543,051	5,784,468	7,098,687
塩干・加工品	354,602	24,892	24,846	22,223	27,167	28,213
	379,672,314	28,410,384	27,444,782	24,630,457	30,455,235	31,087,873
東京	1,779,366	145,821	148,072	133,639	144,874	144,113
合計	2,348,759,941	188,161,859	180,865,011	175,453,057	188,920,508	201,271,054
鮮魚	394,006	26,164	29,971	28,072	30,339	35,160
	656,630,872	48,773,535	54,658,285	50,078,462	55,790,894	61,806,789
冷凍	1,079,515	98,490	94,105	82,503	91,464	85,727
	1,114,397,263	100,645,953	84,636,162	83,450,703	88,242,406	94,460,392
塩干・加工品	305,845	21,167	23,996	23,064	23,071	23,226
	577,731,806	38,742,371	41,570,564	41,923,892	44,887,208	45,003,873
神奈川	137,144	12,482	14,543	16,202	13,649	13,472
合計	111,155,509	9,641,653	10,524,538	12,601,404	11,011,678	10,961,559
鮮魚	21,416	2,674	2,700	4,234	1,205	1,286
	26,037,598	2,439,422	2,650,059	4,130,935	1,913,613	1,987,232
冷凍	717	20	31	17	14	149
	2,627,829	66,485	76,572	74,236	34,355	721,386
塩干・加工品	115,011	9,788	11,812	11,951	12,430	12,037
	82,490,082	7,135,746	7,797,907	8,396,233	9,063,710	8,252,941
新潟	338,863	22,674	24,447	23,153	22,526	23,681
合計	315,716,733	20,622,578	21,733,328	21,474,002	21,793,065	22,942,959
鮮魚	7,279	223	777	1,026	1,049	492
	5,949,125	203,671	571,338	680,280	706,730	420,768
冷凍	12,958	1,075	1,003	1,012	1,063	1,080
	40,707,915	3,377,991	3,430,535	3,132,442	3,495,041	3,396,642
塩干・加工品	318,626	21,376	22,667	21,115	20,414	22,109
	269,059,693	17,040,916	17,731,455	17,661,280	17,591,294	19,125,549
富山	30,148	1,747	3,421	2,486	1,384	939
合計	16,271,034	1,954,152	1,601,328	719,949	599,891	448,588
鮮魚	29,844	1,717	3,401	2,472	1,354	939
	15,521,008	1,902,312	1,566,768	695,876	536,992	448,588
冷凍	100					
	184,183					
塩干・加工品	204	30	20	14	30	
	565,843	51,840	34,560	24,073	62,899	

9月	10月	11月	12月	1月	2月	3月
1,148	1,147	1,414	2,463	1,966	2,279	3,684
1,175,187	1,877,030	2,347,776	4,361,659	2,047,114	2,734,153	4,239,452
5		10	30			1
9,720		19,440	58,320			1,944
303	378	478	1,080	1,223	1,590	2,564
219,996	278,100	372,990	771,708	861,987	1,537,781	2,194,857
840	769	926	1,353	743	689	1,119
945,471	1,598,930	1,955,346	3,531,631	1,185,127	1,196,372	2,042,651
7,068	5,939	5,732	6,270	5,440	8,492	11,356
5,741,094	5,340,266	5,054,945	5,913,362	3,630,270	6,162,769	7,864,921
				3		
				1,431		
350	170	180	80	100	630	730
872,208	421,308	434,916	225,463	271,080	1,640,412	1,975,614
6,718	5,769	5,552	6,190	5,337	7,862	10,626
4,868,886	4,918,958	4,620,029	5,687,899	3,357,759	4,522,357	5,889,307
1,433	1,032	1,145	1,838	969	1,044	1,927
1,479,422	1,059,629	1,271,124	2,203,317	971,236	947,326	2,401,418
96	12		72	36	132	12
76,140	9,720		52,380	28,080	108,540	8,640
359	172	329	554	184	253	901
437,530	158,289	401,911	538,319	175,845	263,627	1,591,595
978	848	816	1,212	749	659	1,014
965,752	891,620	869,213	1,612,618	767,311	575,159	801,183
64,585	59,601	148,253	103,014	71,661	94,698	107,563
62,815,032	60,210,941	89,383,031	120,196,609	62,407,494	76,355,638	98,648,810
39,951	33,715	48,086	52,024	38,151	59,889	70,892
31,671,925	31,006,807	40,351,235	51,862,685	31,112,277	42,595,651	57,828,857
1,191	1,256	68,846	4,338	949	1,284	1,542
4,561,596	2,469,343	14,022,820	13,445,354	3,127,873	3,671,414	4,646,135
23,443	24,630	31,321	46,652	32,561	33,525	35,129
26,581,511	26,734,791	35,008,976	54,888,570	28,167,344	30,088,573	36,173,818
149,756	137,896	159,700	197,554	130,470	136,419	151,052
188,596,472	174,733,484	197,907,244	323,822,584	156,658,435	162,444,940	209,925,293
37,945	28,113	33,336	43,973	30,402	32,788	37,743
56,159,112	46,167,067	53,591,299	81,877,082	47,205,756	47,766,983	52,755,608
81,996	87,035	98,171	115,906	79,631	82,199	82,288
84,199,934	85,464,961	89,481,393	156,258,851	74,163,536	77,524,613	95,868,359
29,815	22,748	28,193	37,675	20,437	21,432	31,021
48,237,426	43,101,456	54,834,552	85,686,651	35,289,143	37,153,344	61,301,326
9,801	7,860	9,249	11,358	8,770	8,211	11,547
8,026,748	6,642,411	7,544,840	12,662,705	5,927,270	6,367,661	9,243,042
1,794	1,412	2,079	1,115	852	915	1,150
2,477,171	2,045,088	2,592,949	1,543,158	1,083,137	1,449,572	1,725,262
32	30	35	364		25	
91,225	95,148	94,284	1,335,258		38,880	
7,975	6,418	7,135	9,879	7,918	7,271	10,397
5,458,352	4,502,175	4,857,607	9,784,289	4,844,133	4,879,209	7,517,780
25,999	29,053	32,481	41,821	32,690	30,515	29,823
24,554,424	27,633,822	29,513,546	46,335,773	27,363,094	26,168,909	25,581,233
340	348	623	477	978	457	489
320,376	292,442	738,764	439,096	711,892	446,850	416,918
1,635	1,416	1,059	1,156	773	776	910
4,005,811	3,944,780	3,651,108	3,746,763	2,772,703	2,616,439	3,137,660
24,024	27,289	30,799	40,188	30,939	29,282	28,424
20,228,237	23,396,600	25,123,674	42,149,914	23,878,499	23,105,620	22,026,655
1,613	3,755	1,392	2,000	3,004	3,794	4,613
590,742	1,266,479	604,012	1,683,584	2,177,442	2,297,507	2,327,360
1,591	3,753	1,385	1,891	2,984	3,754	4,603
527,148	1,260,166	575,510	1,347,001	2,127,676	2,223,990	2,308,981
			50		40	10
			92,287		73,517	18,379
22	2	7	59	20		
63,594	6,313	28,502	244,296	49,766		

種別・出荷地	計	4月	5月	6月	7月	8月
石川	6,631	505	461	913	499	428
合計	10,245,868	875,664	730,404	944,757	607,748	708,480
鮮魚	2,782	82	96	581	255	60
	2,929,716	57,564	67,392	297,281	138,132	42,120
塩干・加工品	3,849	423	365	332	244	368
	7,316,152	818,100	663,012	647,476	469,616	666,360
福井	39,069	5,682	5,404	4,283	4,461	4,192
合計	20,712,428	3,238,737	2,937,815	1,923,132	1,749,669	1,797,900
鮮魚	3,696	1,514	1,321	131		
	3,722,857	1,363,338	1,246,201	170,640		
塩干・加工品	35,373	4,168	4,083	4,152	4,461	4,192
	16,989,571	1,875,399	1,691,614	1,752,492	1,749,669	1,797,900
山梨	286	48	53	22	15	24
合計	776,507	89,336	96,595	56,678	19,050	30,844
塩干・加工品	286	48	53	22	15	24
	776,507	89,336	96,595	56,678	19,050	30,844
長野	9,940	1,183	792	865	692	722
合計	16,606,308	1,453,155	1,140,877	1,192,012	1,101,057	977,269
鮮魚	8,762	1,153	749	844	657	709
	12,410,591	1,365,675	1,066,870	1,159,720	1,009,824	952,515
冷凍	226	15	30	5	3	13
	491,448	60,480	52,812	8,640	4,320	24,754
塩干・加工品	952	15	13	16	32	
	3,704,269	27,000	21,195	23,652	86,913	
岐阜	44,241	3,471	3,928	4,520	3,348	3,786
合計	98,829,888	8,135,748	8,395,959	9,949,634	7,608,278	8,735,168
冷凍	44,214	3,468	3,927	4,519	3,345	3,784
	98,689,203	8,118,252	8,390,710	9,944,385	7,592,531	8,724,670
塩干・加工品	27	3	1	1	3	2
	140,685	17,496	5,249	5,249	15,747	10,498
静岡	453,355	43,190	37,869	34,641	32,997	35,292
合計	613,812,531	55,082,211	51,503,397	42,213,477	42,921,798	51,124,465
鮮魚	60,854	9,755	5,835	7,591	6,900	4,456
	57,529,535	7,420,198	6,132,929	5,538,233	7,215,989	4,396,843
冷凍	305,046	24,951	24,331	19,837	18,364	23,435
	451,548,982	37,898,210	36,075,701	28,203,790	27,117,754	37,421,490
塩干・加工品	87,455	8,484	7,703	7,213	7,733	7,401
	104,734,014	9,763,803	9,294,767	8,471,454	8,588,055	9,306,132
愛知	66,896	6,583	7,629	4,990	3,809	4,363
合計	79,033,756	8,513,195	7,004,215	4,686,150	7,831,261	5,919,882
鮮魚	24,954	2,901	4,650	2,647	940	1,103
	23,739,982	2,826,909	3,285,771	2,039,355	1,423,657	1,759,159
冷凍	8,517	19	100		525	400
	11,527,422	81,064	761,400		3,870,180	1,039,392
塩干・加工品	33,425	3,663	2,879	2,343	2,344	2,860
	43,766,352	5,605,222	2,957,044	2,646,795	2,537,424	3,121,331
三重	160,300	14,040	8,634	8,300	8,065	10,579
合計	225,908,076	16,715,476	15,010,866	13,567,642	11,164,867	20,271,021
鮮魚	52,646	5,522	3,015	2,234	2,352	3,413
	56,821,986	4,895,795	3,572,474	2,802,404	2,962,849	4,262,780
冷凍	91,654	7,057	5,393	4,242	4,969	6,912
	141,581,147	9,166,807	10,350,875	7,558,159	6,354,524	14,701,595
塩干・加工品	16,000	1,461	226	1,824	744	254
	27,504,943	2,652,874	1,087,517	3,207,079	1,847,494	1,306,646
滋賀	1,399		100	251	92	19
合計	720,020		36,288	120,398	30,586	5,831
塩干・加工品	1,399		100	251	92	19
	720,020		36,288	120,398	30,586	5,831
京都	29,954	1,979	2,348	1,862	1,972	2,543
合計	64,049,874	4,504,001	5,352,458	4,283,837	4,443,063	5,744,346
鮮魚	23,571	1,929	1,920	1,594	1,652	2,053
	54,314,322	4,401,401	4,544,510	3,799,673	3,843,015	4,861,338
冷凍	6,383	50	428	268	320	490
	9,735,552	102,600	807,948	484,164	600,048	883,008

9月	10月	11月	12月	1月	2月	3月
560	511	432	1,378	212	238	494
952,031	728,935	699,354	2,369,466	394,200	400,896	833,933
96	216	150	969	24	60	193
92,232	160,639	143,856	1,598,508	16,848	42,120	273,024
464	295	282	409	188	178	301
859,799	568,296	555,498	770,958	377,352	358,776	560,909
4,339	4,484	132	165	712	2,254	2,961
1,972,398	2,562,130	226,954	199,023	447,252	1,423,632	2,233,786
123	16	20			4	567
48,330	30,240	40,500			17,280	806,328
4,216	4,468	112	165	712	2,250	2,394
1,924,068	2,531,890	186,454	199,023	447,252	1,406,352	1,427,458
5	11	15	57	1	18	17
6,350	17,171	66,830	327,170	26,179	20,476	19,828
5	11	15	57	1	18	17
6,350	17,171	66,830	327,170	26,179	20,476	19,828
726	790	520	1,194	737	917	802
993,811	1,437,588	951,980	3,029,253	1,326,922	1,565,759	1,436,625
672	703	400	815	629	741	690
833,603	1,174,046	533,185	1,283,249	956,705	1,038,492	1,036,707
40	15	20	35	20	10	20
103,508	25,791	34,388	94,825	27,670	17,194	37,066
14	72	100	344	88	166	92
56,700	237,751	384,407	1,651,179	342,547	510,073	362,852
2,340	3,679	3,227	7,197	2,849	2,855	3,041
5,241,238	7,674,068	7,056,832	17,526,671	5,929,457	5,903,930	6,672,905
2,338	3,677	3,226	7,193	2,848	2,853	3,036
5,230,740	7,663,570	7,051,583	17,505,675	5,924,208	5,893,432	6,649,447
2	2	1	4	1	2	5
10,498	10,498	5,249	20,996	5,249	10,498	23,458
35,531	36,910	39,259	45,760	34,046	34,875	42,985
47,059,736	48,958,080	54,161,320	69,147,268	47,538,222	46,283,321	57,819,236
5,616	4,843	2,833	3,257	2,046	2,385	5,337
4,344,143	3,613,431	3,394,763	4,497,925	2,869,793	2,725,506	5,379,782
22,866	25,433	29,680	34,779	25,605	25,433	30,332
34,229,603	37,190,143	42,553,815	54,046,204	37,717,563	35,716,699	43,378,010
7,049	6,634	6,746	7,724	6,395	7,057	7,316
8,485,990	8,154,506	8,212,742	10,603,139	6,950,866	7,841,116	9,061,444
8,996	5,540	5,072	6,386	3,620	5,108	4,800
6,917,641	6,597,942	7,093,923	9,040,634	4,728,630	5,176,687	5,523,596
2,431	954	1,475	2,136	1,178	1,958	2,581
1,927,151	967,659	1,623,347	2,276,709	1,086,372	1,757,591	2,766,302
3,681	1,678	339	673	8	1,027	67
1,732,298	892,836	930,312	1,739,772	36,288	255,960	187,920
2,884	2,908	3,258	3,577	2,434	2,123	2,152
3,258,192	4,737,447	4,540,264	5,024,153	3,605,970	3,163,136	2,569,374
11,806	10,252	19,217	21,818	14,406	19,241	13,942
15,202,098	14,820,814	20,656,079	41,488,219	20,209,284	19,156,110	17,645,600
4,546	3,775	4,351	6,771	4,583	7,431	4,653
4,900,035	4,414,018	5,194,252	7,480,700	4,616,644	5,996,704	5,723,331
6,853	6,013	13,288	12,303	6,492	9,730	8,402
9,003,721	9,240,700	12,998,358	30,259,653	11,734,354	10,280,916	9,931,485
407	464	1,578	2,744	3,331	2,080	887
1,298,342	1,166,096	2,463,469	3,747,866	3,858,286	2,878,490	1,990,784
80	138	184		235	50	250
41,472	80,352	98,807		129,708	18,144	158,434
80	138	184		235	50	250
41,472	80,352	98,807		129,708	18,144	158,434
2,418	2,700	2,126	3,654	1,882	1,530	4,940
5,151,916	5,362,532	4,768,993	8,070,605	4,338,388	3,628,648	8,401,087
2,188	2,040	1,826	2,923	1,824	1,522	2,100
4,768,516	4,364,828	4,272,193	6,750,251	4,226,500	3,603,160	4,878,937
230	660	300	731	58	8	2,840
383,400	997,704	496,800	1,320,354	111,888	25,488	3,522,150

種別・出荷地	計	4月	5月	6月	7月	8月
大阪	33,932	2,091	1,720	1,650	7,208	2,594
合計	60,528,978	3,804,126	3,374,051	3,327,879	10,018,383	3,587,171
鮮魚	2,252	144	384	12	271	358
	4,077,682	115,278	687,939	8,813	676,620	545,206
冷凍	30,935	1,918	1,316	1,608	6,924	2,141
	53,169,014	3,542,832	2,550,248	3,149,938	9,257,955	2,579,509
塩干・加工品	745	29	20	30	13	95
	3,282,282	146,016	135,864	169,128	83,808	462,456
兵庫	115,004	9,247	7,607	8,023	6,629	9,830
合計	189,622,124	16,041,137	12,095,506	13,563,926	12,646,284	18,292,579
鮮魚	29,594	1,200	1,160	189	225	1,683
	48,450,199	2,756,808	2,475,792	1,650,780	1,665,684	3,088,476
冷凍	53,299	4,837	3,197	4,245	3,455	5,538
	94,932,808	9,039,470	5,428,831	7,762,247	6,780,662	11,124,161
塩干・加工品	32,111	3,210	3,250	3,589	2,949	2,609
	46,239,117	4,244,859	4,190,883	4,150,899	4,199,938	4,079,942
和歌山	10,355	1,282	583	22	30	35
合計	11,146,406	1,470,218	568,339	47,304	56,376	66,744
鮮魚	10,086	1,272	574			
	10,619,258	1,451,426	540,475			
塩干・加工品	269	10	9	22	30	35
	527,148	18,792	27,864	47,304	56,376	66,744
鳥取	11,759	1,514	1,154	2,240	759	846
合計	18,544,474	2,223,752	1,568,611	3,567,351	1,321,404	1,465,635
鮮魚	2,805	569	300	1,601	32	32
	4,142,324	590,857	218,580	2,438,401	128,302	98,409
冷凍	2,727	269	281	185	239	275
	6,006,967	724,120	594,988	572,332	569,831	649,138
塩干・加工品	6,227	676	573	454	488	539
	8,395,183	908,775	755,043	556,618	623,271	718,088
島根	3,562	372	618	539	187	344
合計	3,989,822	350,190	503,766	660,258	287,766	416,686
鮮魚	2,806	306	583	460	165	311
	2,348,643	187,542	414,342	473,958	232,038	337,630
冷凍	22					
	92,988					
塩干・加工品	734	66	35	79	22	33
	1,548,191	162,648	89,424	186,300	55,728	79,056
岡山	594	48	48	12	60	84
合計	429,825	33,308	33,308	8,165	41,473	58,451
塩干・加工品	594	48	48	12	60	84
	429,825	33,308	33,308	8,165	41,473	58,451
広島	68,074	3,764	4,345	4,614	12,258	3,518
合計	206,007,950	8,185,382	12,579,247	22,625,127	65,499,676	12,547,766
鮮魚	36,990	2,574	2,034	667	1,803	1,367
	40,466,790	1,919,792	1,260,904	720,441	1,199,121	1,084,676
冷凍	23,907	806	1,601	3,182	9,762	1,655
	155,258,158	5,481,345	10,666,512	21,191,196	63,511,063	10,792,473
塩干・加工品	7,177	384	710	765	693	496
	10,283,002	784,245	651,831	713,490	789,492	670,617
山口	46,636	3,264	4,474	3,527	3,289	3,059
合計	67,133,651	5,436,133	5,516,063	4,550,386	4,001,624	3,494,771
鮮魚	14,369	1,316	1,781	1,914	666	707
	30,456,562	2,877,963	2,259,443	2,140,247	945,796	910,445
冷凍	2,144	213	403	250	225	45
	4,433,016	422,172	744,444	692,010	611,010	124,956
塩干・加工品	30,123	1,735	2,290	1,363	2,398	2,307
	32,244,073	2,135,998	2,512,176	1,718,129	2,444,818	2,459,370

9月	10月	11月	12月	1月	2月	3月
1,269	1,166	2,267	7,839	3,301	1,556	1,271
2,061,882	2,172,993	3,533,075	17,415,249	4,570,363	3,248,090	3,415,716
236	101	20	604	85	18	19
531,198	157,853	17,626	1,062,677	191,570	12,961	69,941
1,020	917	2,166	7,194	3,054	1,461	1,216
1,445,796	1,624,450	3,007,849	16,065,508	3,896,249	2,929,057	3,119,623
13	148	81	41	162	77	36
84,888	390,690	507,600	287,064	482,544	306,072	226,152
7,788	7,094	8,797	20,787	11,467	8,026	9,709
13,518,561	12,242,893	15,767,172	29,900,621	16,505,107	12,472,507	16,575,831
414	1,288	2,758	9,403	5,653	3,240	2,381
1,685,016	2,758,016	5,334,364	10,856,769	6,179,819	4,954,979	5,043,696
4,456	3,409	3,652	8,310	4,059	2,833	5,308
8,096,264	5,773,372	6,525,657	13,837,291	7,453,579	4,609,549	8,501,725
2,918	2,397	2,387	3,074	1,755	1,953	2,020
3,737,281	3,711,505	3,907,151	5,206,561	2,871,709	2,907,979	3,030,410
300	946	1,314	2,340	1,551	1,167	785
371,196	1,128,305	1,355,084	2,335,677	1,495,016	1,119,987	1,132,160
287	916	1,294	2,290	1,531	1,147	775
343,980	1,071,281	1,317,500	2,241,069	1,457,756	1,081,755	1,114,016
13	30	20	50	20	20	10
27,216	57,024	37,584	94,608	37,260	38,232	18,144
797	779	958	1,206	371	527	608
1,433,508	1,135,851	1,433,441	1,986,493	573,238	843,999	991,191
62	63	15	48	19	43	21
102,997	111,390	50,674	166,135	64,150	104,877	67,552
212	182	286	428	65	110	195
550,840	328,296	532,153	797,019	127,116	197,998	363,136
523	534	657	730	287	374	392
779,671	696,165	850,614	1,023,339	381,972	541,124	560,503
356	267	247	473	74	20	65
381,013	334,054	238,229	562,062	75,006	39,852	140,940
198	225	187	300	51		20
134,773	205,102	129,222	201,798	19,278		12,960
			21		1	
			92,988		0	
158	42	60	152	23	19	45
246,240	128,952	109,007	267,276	55,728	39,852	127,980
24	50	40	108	36	60	24
16,330	33,956	24,495	95,839	25,143	42,379	16,978
24	50	40	108	36	60	24
16,330	33,956	24,495	95,839	25,143	42,379	16,978
2,970	4,150	5,793	10,823	6,349	5,401	4,089
9,167,365	6,294,714	13,909,112	23,147,915	13,339,544	10,620,310	8,091,792
1,429	3,223	3,972	7,685	4,805	4,317	3,114
1,192,081	3,308,701	5,794,459	8,770,417	6,360,292	5,288,729	3,567,177
1,080	315	1,133	2,394	967	627	385
7,321,296	2,088,742	6,954,701	12,821,758	6,378,007	4,520,707	3,530,358
461	612	688	744	577	457	590
653,988	897,271	1,159,952	1,555,740	601,245	810,874	994,257
3,635	3,764	4,478	4,141	4,696	4,232	4,077
4,963,037	5,725,963	6,462,878	8,385,962	6,030,233	6,759,616	5,806,985
904	1,181	1,254	1,794	946	891	1,015
1,976,662	3,066,375	2,908,306	5,520,847	2,238,851	2,907,595	2,704,032
120	3	399	18	125	238	105
318,438	3,888	512,028	25,272	258,747	561,580	158,471
2,611	2,580	2,825	2,329	3,625	3,103	2,957
2,667,937	2,655,700	3,042,544	2,839,843	3,532,635	3,290,441	2,944,482

種別・出荷地	計	4月	5月	6月	7月	8月
香川	4,392	822	370	272	241	257
合計	4,120,583	785,464	327,243	246,274	252,320	277,722
鮮魚	102	102				
	215,352	215,352				
冷凍	2,397	199	179	240	192	138
	2,049,951	177,455	175,881	209,823	176,343	116,305
塩干・加工品	1,893	521	191	32	49	119
	1,855,280	392,657	151,362	36,451	75,977	161,417
愛媛	118,762	10,889	9,713	8,089	8,918	9,943
合計	148,862,648	12,084,795	10,205,081	9,413,792	10,481,184	12,443,850
鮮魚	109,274	10,069	9,487	7,713	8,344	9,163
	126,279,021	10,162,622	9,641,116	8,540,857	9,207,470	10,825,223
冷凍	8,085	690	180	255	415	665
	18,383,135	1,485,055	345,610	523,921	887,220	1,293,220
塩干・加工品	1,403	130	46	121	159	115
	4,200,492	437,118	218,355	349,014	386,494	325,407
高知	4,373	224				
合計	10,347,844	84,671				
鮮魚	4,369	224				
	10,329,506	84,671				
塩干・加工品	4					
	18,338					
福岡	146,888	13,330	7,907	9,403	8,247	14,988
合計	225,376,594	16,881,959	13,695,183	14,364,722	14,422,153	23,998,849
鮮魚	77,784	7,765	2,829	4,952	3,386	8,015
	77,382,452	5,989,895	3,536,546	5,472,395	4,464,667	9,270,338
冷凍	4,852	173	191	207	255	228
	16,626,306	134,136	120,852	220,061	303,005	506,434
塩干・加工品	64,252	5,392	4,887	4,244	4,606	6,745
	131,367,836	10,757,928	10,037,785	8,672,266	9,654,481	14,222,077
佐賀	34,914	3,236	2,946	2,677	3,204	4,168
合計	97,293,740	8,993,554	7,933,298	7,165,930	8,672,005	11,541,576
鮮魚	34,853	3,236	2,945	2,676	3,197	4,166
	97,103,144	8,993,554	7,931,570	7,161,146	8,603,512	11,533,445
冷凍	4		1	1	1	1
	16,079		1,728	4,784	4,784	4,783
塩干・加工品	57				6	1
	174,517				63,709	3,348
長崎	47,501	7,200	5,707	7,018	2,962	5,593
合計	44,983,853	5,170,534	4,038,925	5,615,509	3,517,388	6,114,122
鮮魚	44,467	7,072	5,570	6,900	2,628	5,477
	37,887,397	4,916,346	3,839,091	5,434,629	2,764,693	5,898,446
冷凍	1,883	52	26	30	250	36
	6,019,661	183,600	88,992	99,144	674,676	141,372
塩干・加工品	1,151	76	111	88	84	80
	1,076,795	70,588	110,842	81,736	78,019	74,304
熊本	22,909	1,902	1,884	2,073	2,081	2,257
合計	37,215,377	2,837,035	3,264,970	3,456,480	3,518,573	3,997,071
鮮魚	20,414	1,705	1,653	1,831	1,824	2,047
	31,423,908	2,382,615	2,725,991	2,891,453	2,914,469	3,493,237
塩干・加工品	2,495	197	231	242	257	210
	5,791,469	454,420	538,979	565,027	604,104	503,834
大分	22,923	2,423	1,672	1,588	1,231	1,858
合計	16,495,415	1,623,360	1,103,295	1,117,756	1,012,506	1,612,728
鮮魚	21,806	2,376	1,619	1,453	1,107	1,634
	13,873,823	1,513,146	978,393	820,756	737,052	1,060,956
塩干・加工品	1,117	47	53	135	124	224
	2,621,592	110,214	124,902	297,000	275,454	551,772
宮崎	30,385	2,942	1,043	2,214	5,228	1,642
合計	27,080,017	2,806,409	1,037,519	2,278,790	5,427,586	1,967,726
鮮魚	30,385	2,942	1,043	2,214	5,228	1,642
	27,080,017	2,806,409	1,037,519	2,278,790	5,427,586	1,967,726

9月	10月	11月	12月	1月	2月	3月
269 248,983	393 370,779	248 236,625	238 259,333	213 227,204	664 497,720	405 390,916
222 181,915	262 188,258	203 154,523	136 100,421	159 136,853	239 221,132	228 211,042
47 67,068	131 182,521	45 82,102	102 158,912	54 90,351	425 276,588	177 179,874
7,628 10,116,454	7,631 10,830,397	8,666 12,373,971	16,434 22,179,875	9,971 12,607,040	9,219 11,416,588	11,661 14,709,621
6,579 7,909,116	6,190 7,460,686	7,601 9,869,175	15,033 18,426,201	9,285 10,987,871	8,823 10,353,302	10,987 12,895,382
942 1,881,630	1,315 2,999,379	934 2,135,478	1,214 3,242,941	561 1,265,693	327 837,350	587 1,485,638
107 325,708	126 370,332	131 369,318	187 510,733	125 353,476	69 225,936	87 328,601
			1 4,082	415 530,411	1,152 3,317,219	2,581 6,411,461
				415 530,411	1,149 3,302,963	2,581 6,411,461
			1 4,082		3 14,256	
11,578 16,177,276	7,216 12,682,382	13,876 19,641,869	20,049 41,372,560	10,477 15,377,473	12,870 16,924,278	16,947 19,837,890
6,598 6,140,477	2,111 2,772,156	8,405 8,027,020	9,323 11,145,140	5,392 5,815,004	8,063 7,346,948	10,945 7,401,866
248 498,960	281 481,756	413 1,465,228	2,288 12,127,346	279 324,972	65 146,880	224 296,676
4,732 9,537,839	4,824 9,428,470	5,058 10,149,621	8,438 18,100,074	4,806 9,237,497	4,742 9,430,450	5,778 12,139,348
2,482 7,143,546	2,616 7,268,700	2,874 7,731,760	4,728 13,853,848	3,121 8,798,750	1,394 4,072,031	1,468 4,118,742
2,482 7,143,546	2,616 7,268,700	2,874 7,731,760	4,728 13,853,848	3,121 8,798,750	1,384 4,050,431	1,428 4,032,882
					10 21,600	40 85,860
2,504 2,567,200	1,834 1,797,519	2,608 2,571,368	4,152 6,338,040	1,739 1,970,013	1,553 1,739,577	4,631 3,543,658
2,382 2,389,106	1,700 1,585,406	2,362 2,068,605	2,997 2,867,653	1,503 1,434,356	1,462 1,575,763	4,414 3,113,303
22 85,212	34 119,232	114 380,160	1,059 3,381,221	128 435,348	23 100,656	109 330,048
100 92,882	100 92,881	132 122,603	96 89,166	108 100,309	68 63,158	108 100,307
1,893 3,027,240	1,647 2,698,002	1,810 2,768,023	1,897 2,775,165	1,437 2,453,343	1,641 2,459,370	2,387 3,960,105
1,718 2,627,708	1,466 2,283,505	1,617 2,332,443	1,703 2,328,234	1,273 2,071,988	1,465 2,051,771	2,112 3,320,494
175 399,532	181 414,497	193 435,580	194 446,931	164 381,355	176 407,599	275 639,611
1,312 1,034,963	2,443 1,571,529	1,645 1,031,066	2,019 1,188,594	2,186 1,479,622	2,240 1,408,320	2,306 2,311,676
1,164 670,679	2,357 1,370,433	1,599 928,628	1,972 1,085,184	2,104 1,283,656	2,178 1,263,978	2,243 2,160,962
148 364,284	86 201,096	46 102,438	47 103,410	82 195,966	62 144,342	63 150,714
1,709 1,485,834	1,781 1,334,016	1,428 1,382,024	1,120 1,380,240	394 566,331	1,450 1,881,472	9,434 5,532,070
1,709 1,485,834	1,781 1,334,016	1,428 1,382,024	1,120 1,380,240	394 566,331	1,450 1,881,472	9,434 5,532,070

種別・出荷地	計	4月	5月	6月	7月	8月
鹿児島	77,109	7,651	2,088	6,718	3,111	6,128
合計	76,723,543	8,297,177	2,453,669	4,975,199	2,856,802	5,544,886
鮮魚	77,101	7,651	2,088	6,718	3,111	6,122
	76,656,671	8,297,177	2,453,669	4,975,199	2,856,802	5,494,732
塩干・加工品	8					6
	66,872					50,154
沖縄	145,145	11,721	11,524	8,642	12,874	13,293
合計	199,816,359	16,686,349	14,800,329	11,240,531	19,583,069	19,331,069
鮮魚	142,610	11,541	11,394	8,522	12,724	13,093
	193,849,789	16,258,669	14,491,449	10,955,411	19,226,669	18,857,489
冷凍	2,535	180	130	120	150	200
	5,966,570	427,680	308,880	285,120	356,400	473,580
総計	12,688,482	1,135,891	1,113,909	1,040,455	1,047,060	1,046,749
合計	13,913,658,269	1,139,359,729	1,115,957,895	1,061,356,761	1,156,320,849	1,196,901,947
鮮魚	5,364,734	436,586	550,810	512,803	504,249	486,302
	5,116,702,869	414,318,288	460,415,715	425,623,169	423,494,840	466,999,398
冷凍	3,643,647	417,088	256,372	235,145	249,961	263,207
	4,279,278,317	389,988,537	305,587,763	304,845,405	387,253,145	370,728,412
塩干・加工品	3,680,101	282,217	306,727	292,507	292,850	297,240
	4,517,677,083	335,052,904	349,954,417	330,888,187	345,572,864	359,174,137

9月	10月	11月	12月	1月	2月	3月
10,737	9,879	8,575	6,084	2,463	2,209	11,466
8,744,785	8,844,959	8,775,607	7,721,343	3,378,807	3,265,152	11,865,157
10,737	9,877	8,575	6,084	2,463	2,209	11,466
8,744,785	8,828,241	8,775,607	7,721,343	3,378,807	3,265,152	11,865,157
	2					
	16,718					
10,546	10,519	10,779	15,584	10,094	12,417	17,152
13,679,546	13,858,191	13,879,153	21,633,025	12,597,647	15,818,138	26,709,312
10,396	10,379	10,564	14,939	9,944	12,262	16,852
13,323,146	13,527,171	13,374,742	20,119,105	12,250,765	15,458,028	26,007,145
150	140	215	645	150	155	300
356,400	331,020	504,411	1,513,920	346,882	360,110	702,167
1,156,449	1,044,258	1,099,981	1,318,483	814,604	880,201	990,442
1,186,666,317	1,114,080,480	1,161,767,609	1,806,380,229	910,490,849	938,166,987	1,126,208,617
491,148	448,618	427,321	474,351	299,274	333,009	400,263
466,455,277	422,830,291	421,842,443	558,159,435	314,037,739	337,053,956	405,472,318
373,085	301,306	359,292	407,838	242,131	264,136	274,086
368,559,205	319,956,897	338,798,319	599,311,959	282,305,364	282,859,041	329,084,270
292,216	294,334	313,368	436,294	273,199	283,056	316,093
351,651,835	371,293,292	401,126,847	648,908,835	314,147,746	318,253,990	391,652,029

鮮魚

7 品目別・出荷地

品目別・出荷地	計	4月	5月	6月	7月	8月
まぐろ	175,516	13,887	17,551	16,225	12,723	15,294
合計	420,244,876	34,681,115	39,634,567	35,600,191	31,959,719	41,074,480
平均単価	2,394	2,497	2,258	2,194	2,512	2,686
福島	26,571 85,973,051 3,236	2,023 7,402,215 3,659	2,749 7,842,985 2,853	2,155 6,327,477 2,936	1,618 5,842,400 3,611	3,597 10,357,888 2,880
北海道	41 48,881 1,192			25 26,633 1,065	16 22,248 1,391	
青森	1,860 2,715,185 1,460		97 272,376 2,808	355 537,213 1,513	674 775,708 1,151	105 158,836 1,513
岩手	209 382,667 1,831		134 257,905 1,925	33 87,318 2,646	42 37,444 892	
宮城	27,674 31,133,193 1,125	1,783 1,971,804 1,106	4,613 5,087,006 1,103	3,958 3,996,406 1,010	2,473 2,963,003 1,198	1,680 2,080,391 1,238
秋田	54 34,992 648				54 34,992 648	
茨城	1,267 1,215,353 959					
千葉	6,368 4,698,158 738	685 430,440 628	276 119,232 432	165 128,671 780	59 60,976 1,033	22 20,898 950
東京	56,714 166,941,663 2,944	4,881 14,239,886 2,917	6,128 17,101,380 2,791	5,173 14,971,384 2,894	4,895 14,055,904 2,871	5,922 17,172,403 2,900
神奈川	239 97,525 408			239 97,525 408		
新潟	10 5,346 535					10 5,346 535
静岡	1,206 2,724,029 2,259	355 921,060 2,595	190 631,336 3,323	52 155,235 2,985	23 56,768 2,468	58 94,610 1,631
三重	692 2,233,850 3,228					
大阪	183 431,784 2,359					
和歌山	9,506 9,134,539 961	1,088 961,430 884	574 540,475 942			
鳥取	1,563 2,293,736 1,468			1,563 2,293,736 1,468		
広島	43 32,432 754			43 32,432 754		
山口	243 254,401 1,047					
愛媛	215 611,848 2,846					
高知	3,453 9,916,533 2,872					
福岡	3,826 4,171,450 1,090		85 48,482 570			10 13,889 1,389

別・月別取扱高表

単位 上段：数量=kg
 中断：金額=円
 下段：単価=円

9月	10月	11月	12月	1月	2月	3月
10,056	10,253	13,455	27,609	14,255	11,210	12,998
27,366,745	25,580,819	31,330,276	61,549,688	32,786,847	27,046,235	31,634,194
2,721	2,495	2,329	2,229	2,300	2,413	2,434
1,548	1,339	1,325	5,450	1,777	1,282	1,708
5,734,582	5,248,024	5,221,570	13,171,911	7,030,323	5,200,157	6,593,519
3,705	3,919	3,941	2,417	3,956	4,056	3,860
217	382		27	2	1	
357,361	325,925		261,036	17,820	8,910	
1,647	853		9,668	8,910	8,910	
1,275	1,662	1,993	3,370	1,419	1,822	1,626
1,566,401	2,088,238	2,237,426	3,499,308	1,619,968	2,067,038	1,956,204
1,229	1,256	1,123	1,038	1,142	1,134	1,203
		1,249	18			
		1,189,886	25,467			
		953	1,415			
57	62	297	1,552	1,864	54	1,275
141,091	55,220	329,648	2,222,425	642,812	103,421	443,324
2,475	891	1,110	1,432	345	1,915	348
3,915	3,081	4,054	8,080	3,994	3,211	3,380
11,771,552	9,146,030	12,272,788	23,876,705	12,191,206	9,691,201	10,451,224
3,007	2,969	3,027	2,955	3,052	3,018	3,092
74	236	24	14	80	24	76
121,090	370,910	49,160	34,214	129,363	50,209	110,074
1,636	1,572	2,048	2,444	1,617	2,092	1,448
	0	59	116	59	240	218
	0	190,512	374,220	189,864	778,896	700,358
	0	3,229	3,226	3,218	3,245	3,213
118			65			
277,344			154,440			
2,350			2,376			
287	916	1,294	2,097	1,496	1,147	607
343,980	1,071,281	1,317,500	1,770,362	1,374,121	1,081,755	673,635
1,199	1,170	1,018	844	919	943	1,110
32	8		203			
26,266	6,480		221,655			
821	810		1,092			
		215				
		611,848				
		2,846				
				115	1,149	2,189
				330,881	3,302,963	6,282,689
				2,877	2,875	2,870
54		272	1,833	479	778	315
36,871		286,178	2,025,799	563,540	696,460	500,231
683		1,052	1,105	1,176	895	1,588

鮮魚

品目別・出荷地	計	4月	5月	6月	7月	8月
まぐろ	32,777	3,065	2,705	2,464	2,802	3,890
佐賀	94,603,591	8,752,174	7,733,390	6,946,161	8,077,811	11,170,219
	2,886	2,856	2,859	2,819	2,883	2,872
長崎	67 32,465 485				67 32,465 485	
宮崎	412 149,165 362					
鹿児島	231 309,571 1,340	7 2,106 301				
沖縄	92 99,468 1,081					
めばち	430,415	39,432	38,166	29,495	25,777	33,083
合計	619,466,195	55,873,084	49,717,135	36,771,499	38,189,616	46,340,165
平均単価	1,439	1,417	1,303	1,247	1,482	1,401
福島	22,155 37,194,852 1,679	1,567 2,679,608 1,710	2,413 3,920,524 1,625	2,299 3,555,360 1,546	1,068 1,950,665 1,826	1,285 2,065,064 1,607
岩手	41 79,596 1,941		41 79,596 1,941			
宮城	78,261 116,107,753 1,484	9,184 13,267,620 1,445	7,763 9,681,605 1,247	5,938 6,405,656 1,079	1,300 1,976,453 1,520	3,175 5,044,627 1,589
千葉	89,785 139,412,502 1,553	10,559 15,313,532 1,450	9,131 12,395,592 1,358	5,754 6,652,201 1,156	2,757 2,687,197 975	5,009 6,632,661 1,324
東京	100,121 132,448,925 1,323	6,206 7,743,686 1,248	7,205 8,935,174 1,240	8,360 10,958,517 1,311	9,346 13,778,672 1,474	10,689 13,597,848 1,272
静岡	1,105 3,074,541 2,782	109 290,418 2,664	112 295,887 2,642	89 253,510 2,848	31 88,722 2,862	68 192,350 2,829
大阪	1,881 3,357,968 1,785	120 98,172 818	360 670,313 1,862		271 676,620 2,497	334 527,580 1,580
和歌山	580 1,484,719 2,560	184 489,996 2,663				
広島	19 74,725 3,933					
愛媛	481 2,710,537 5,635	6 9,072 1,512		10 62,100 6,210	25 194,400 7,776	74 455,436 6,155
福岡	84 188,331 2,242	17 80,806 4,753				
佐賀	0 0 0				0 0 0	
宮崎	451 406,321 901		216 76,996 356			
鹿児島	572 727,360 1,272		96 154,915 1,614			
沖縄	134,879 182,198,065 1,351	11,480 15,900,174 1,385	10,829 13,506,533 1,247	7,045 8,884,155 1,261	10,979 16,836,887 1,534	12,449 17,824,599 1,432
きわだ	31,230	243	1,805	5,513	7,958	5,983
合計	33,336,241	353,847	1,351,582	5,423,878	8,748,230	6,231,625
平均単価	1,067	1,456	749	984	1,099	1,042

単位 上段：数量=kg
 中断：金額=円
 下段：単価=円

9月	10月	11月	12月	1月	2月	3月
2,421	2,503	2,611	4,675	2,970	1,357	1,314
6,896,247	7,158,119	7,556,908	13,793,854	8,696,949	3,985,415	3,836,344
2,849	2,860	2,894	2,951	2,928	2,937	2,920
					122	290
					62,573	86,592
					513	299
58	64		79		23	
93,960	110,592		85,676		17,237	
1,620	1,728		1,085		749	
		62	30			
		66,852	32,616			
		1,078	1,087			
37,163	36,148	40,952	50,907	30,266	34,217	34,809
50,168,213	53,706,154	58,379,956	78,045,380	43,020,055	49,665,814	59,589,124
1,350	1,486	1,426	1,533	1,421	1,451	1,712
1,396	2,118	2,525	2,679	1,819	1,127	1,859
2,286,512	3,435,457	3,556,602	4,526,032	2,663,960	2,209,689	4,345,379
1,638	1,622	1,409	1,689	1,465	1,961	2,337
7,649	9,264	10,697	7,344	4,909	7,314	3,724
11,851,333	14,974,870	16,154,709	12,937,625	6,935,195	10,318,788	6,559,272
1,549	1,616	1,510	1,762	1,413	1,411	1,761
5,766	7,662	9,283	13,898	6,977	5,307	7,682
7,501,691	12,942,619	15,310,016	22,504,234	12,779,370	9,988,801	14,704,588
1,301	1,689	1,649	1,619	1,832	1,882	1,914
12,212	6,710	7,819	11,604	6,381	7,764	5,825
14,634,076	8,263,836	9,519,919	16,889,472	7,957,710	10,961,784	9,208,231
1,198	1,232	1,218	1,455	1,247	1,412	1,581
92	79	90	121	51	122	141
258,055	223,166	250,020	344,319	150,268	338,901	388,925
2,805	2,825	2,778	2,846	2,946	2,778	2,758
99	89		529	79		
167,281	149,040		881,798	187,164		
1,690	1,675		1,667	2,369		
			193	35		168
			470,707	83,635		440,381
			2,439	2,390		2,621
			19			
			74,725			
			3,933			
108	61	60	27	30	44	36
617,868	525,420	490,320	98,820	58,320	111,560	87,221
5,721	8,613	8,172	3,660	1,944	2,535	2,423
29			11	27		
61,074			17,831	28,620		
2,106			1,621	1,060		
					235	
					329,325	
					1,401	
	366			40	70	
	349,187			86,400	136,858	
	954			2,160	1,955	
9,812	9,799	10,478	14,482	9,918	12,234	15,374
12,790,323	12,842,559	13,098,370	19,299,817	12,089,413	15,270,108	23,855,127
1,304	1,311	1,250	1,333	1,219	1,248	1,552
1,832	1,176	404	721	2,221	1,467	1,907
1,901,842	907,695	445,630	810,983	2,852,315	1,661,481	2,647,133
1,038	772	1,103	1,125	1,284	1,133	1,388

鮮魚

品目別・出荷地	計	4月	5月	6月	7月	8月
きわだ	2,781		157	762	481	628
福島	3,248,439		73,110	760,017	638,420	660,646
	1,168		466	997	1,327	1,052
宮城	2,437			91		199
	2,581,385			68,548		133,272
	1,059			753		670
千葉	6,535		497	334	645	3,681
	5,838,062		177,034	301,298	822,852	3,362,595
	893		356	902	1,276	914
東京	5,324	33	293	930	1,277	832
	6,585,581	59,854	339,714	1,083,996	1,495,908	1,170,720
	1,237	1,814	1,159	1,166	1,171	1,407
神奈川	101			101		
	47,682			47,682		
	472			472		
福岡	108			41		28
	142,128			37,638		22,356
	1,316			918		798
宮崎	6,903	210	380	1,909	3,910	
	6,737,199	293,993	246,240	1,635,271	3,820,870	
	976	1,400	648	857	977	
鹿児島	16					
	5,216					
	326					
沖縄	7,025		478	1,345	1,645	615
	8,150,549		515,484	1,489,428	1,970,180	882,036
	1,160		1,078	1,107	1,198	1,434
かじき類	10,153	473	528	705	1,223	2,650
合計	8,882,260	454,212	441,785	555,120	981,967	2,262,381
平均単価	875	960	837	787	803	854
岩手	271				120	50
	318,944				119,587	58,374
	1,177				997	1,167
宮城	9,618	473	528	705	1,103	2,600
	8,352,629	454,212	441,785	555,120	862,380	2,204,007
	868	960	837	787	782	848
千葉	264					
	210,687					
	798					
たい	206,436	24,884	20,413	14,100	16,885	18,154
合計	235,359,173	22,832,317	19,416,098	15,750,007	18,573,928	22,211,957
平均単価	1,140	918	951	1,117	1,100	1,224
福島	17,001	2,096	2,004	1,645	2,233	2,643
	29,751,784	2,842,130	3,020,711	2,534,850	3,188,828	4,160,423
	1,750	1,356	1,507	1,541	1,428	1,574
北海道	105					15
	75,870					13,770
	723					918
青森	4,251	98	220	669	640	639
	3,415,652	85,509	196,776	627,549	571,595	608,097
	803	873	894	938	893	952
岩手	200		79	47	2	7
	176,202		87,134	49,022	2,160	10,530
	881		1,103	1,043	1,080	1,504
宮城	7,963	171	106	579	1,894	1,871
	5,309,688	194,173	133,180	355,794	1,172,741	1,459,684
	667	1,136	1,256	614	619	780
秋田	66					66
	43,800					43,800
	664					664
山形	78					18
	71,487					26,006
	917					1,445
茨城	1,799	1	59	37	57	112
	1,241,373	972	52,785	28,901	67,441	89,931
	690	972	895	781	1,183	803

上段：数量=kg
 单位 中断：金額=円
 下段：単価=円

9月	10月	11月	12月	1月	2月	3月
49 66,960 1,367	25 62,597 2,504	121 160,056 1,323	20 21,600 1,080	159 290,002 1,824	132 103,313 783	247 411,718 1,667
221 257,904 1,167	232 206,712 891		28 63,731 2,276	926 1,034,178 1,117	515 465,263 903	225 351,777 1,563
884 919,469 1,040	306 61,904 202	188 192,910 1,026				
100 136,350 1,364		95 92,664 975	302 326,160 1,080	1,136 1,528,135 1,345	326 352,080 1,080	
	39 82,134 2,106					
					494 740,825 1,500	
	16 5,216 326					
578 521,159 902	558 489,132 877		371 399,492 1,077			1,435 1,883,638 1,313
1,141 992,324 870	1,227 1,083,063 883	164 157,064 958	284 276,622 974	301 311,977 1,036	1,119 1,014,815 907	338 350,930 1,038
	83 111,823 1,347		18 29,160 1,620			
1,141 992,324 870	1,144 971,240 849	164 157,064 958	266 247,462 930	301 311,977 1,036	855 804,128 941	338 350,930 1,038
					264 210,687 798	
15,986 18,274,996 1,143	14,636 16,492,906 1,127	15,039 17,489,593 1,163	21,404 27,487,543 1,284	12,420 16,959,950 1,366	12,665 16,126,001 1,273	19,850 23,743,877 1,196
1,090 1,903,031 1,746	1,143 1,790,156 1,566	1,133 1,599,853 1,412	1,205 2,843,666 2,360	745 2,470,171 3,316	461 1,542,685 3,346	603 1,855,280 3,077
	90 62,100 690					
719 601,488 837	696 515,740 741	479 131,948 275	30 8,370 279		21 23,252 1,107	40 45,328 1,133
4 1,134 284	61 26,222 430					
1,542 794,173 515	744 476,069 640	837 457,811 547	54 24,354 451	22 24,381 1,108	25 22,680 907	118 194,648 1,650
27 25,219 934	12 10,055 838					21 10,207 486
223 120,716 541	584 403,726 691	221 141,189 639	197 133,807 679	267 181,141 678	16 5,508 344	25 15,256 610

鮮魚

品目別・出荷地	計	4月	5月	6月	7月	8月
たい	22,930	6,405	5,021	571	733	855
千葉	22,661,933	3,691,021	2,923,794	1,048,536	1,056,850	1,875,846
	988	576	582	1,836	1,442	2,194
東京	37,825	1,660	1,782	1,796	1,723	2,934
	45,377,328	1,972,218	2,078,753	2,047,720	2,130,026	3,662,463
	1,200	1,188	1,167	1,140	1,236	1,248
神奈川	58		20			
	95,267		9,720			
	1,643		486			
新潟	231	25	86	54	23	
	158,241	20,887	61,442	37,573	10,843	
	685	835	714	696	471	
富山	869		138	30	153	
	302,039		45,495	9,936	61,560	
	348		330	331	402	
福井	27	9	3			
	86,508	27,216	10,692			
	3,204	3,024	3,564			
静岡	12,469	1,581	1,522	889	1,208	739
	17,420,066	1,878,817	2,004,680	1,150,350	1,828,529	1,524,523
	1,397	1,188	1,317	1,294	1,514	2,063
三重	11,950	838	252	152	147	431
	13,102,132	777,847	254,383	164,052	146,573	498,846
	1,096	928	1,009	1,079	997	1,157
広島	5,763	978	471	240	226	249
	7,584,668	1,106,375	478,632	311,354	301,948	372,637
	1,316	1,131	1,016	1,297	1,336	1,497
山口	447	17	25	47	32	37
	1,052,845	34,074	56,603	113,075	54,399	74,752
	2,355	2,004	2,264	2,406	1,700	2,020
愛媛	67,647	7,853	7,508	6,127	6,369	6,163
	70,820,679	7,272,422	7,051,758	5,892,627	6,251,318	6,320,195
	1,047	926	939	962	982	1,026
福岡	4,660	1,075	331	255	464	723
	4,985,783	953,381	214,806	297,086	516,758	687,740
	1,070	887	649	1,165	1,114	951
長崎	4,607	1,260	413	348	399	241
	5,279,002	1,335,118	439,668	430,337	472,155	262,861
	1,146	1,060	1,065	1,237	1,183	1,091
大分	754	319	205	55		5
	672,663	271,686	116,855	28,360		4,131
	892	852	570	516		826
宮崎	457	89	77	33		6
	474,729	138,306	72,337	55,383		4,212
	1,039	1,554	939	1,678		702
鹿児島	4,279	409	91	526	582	400
	5,199,434	230,165	105,894	567,502	740,204	511,510
	1,215	563	1,164	1,079	1,272	1,279
かつお 合計	1,068,552	88,214	193,241	176,369	210,258	168,318
平均単価	636,847,436	57,119,673	105,493,470	108,674,452	102,033,253	99,003,997
	596	648	546	616	485	588
福島	87,494	848	13,475	12,172	11,838	31,694
	55,180,701	320,997	6,942,990	8,613,325	7,953,348	18,337,222
	631	379	515	708	672	579
岩手	341				272	69
	226,594				176,758	49,836
	664				650	722
宮城	354,404	643	17,892	36,891	142,786	89,706
	198,555,666	521,257	9,000,237	19,659,539	69,822,244	53,233,015
	560	811	503	533	489	593
山形	5					
	1,232					
	246					
茨城	710					
	472,543					
	666					

上段：数量=kg
 单位 中断：金額=円
 下段：単価=円

9月	10月	11月	12月	1月	2月	3月
860	302	1,054	1,138	460	1,691	3,840
1,251,589	677,085	1,614,843	2,401,225	831,849	2,062,305	3,226,990
1,455	2,242	1,532	2,110	1,808	1,220	840
3,611	3,927	4,836	5,298	3,217	2,805	4,236
4,224,127	4,654,959	5,657,229	6,351,783	4,143,997	3,335,316	5,118,737
1,170	1,185	1,170	1,199	1,288	1,189	1,208
		13	5			20
		42,498	17,388			25,661
		3,269	3,478			1,283
28	15					
19,310	8,186					
690	546					
	372	45		75	56	
	130,724	21,384		16,524	16,416	
	351	475		220	293	
						15
						48,600
						3,240
582	387	432	2,133	953	522	1,521
1,069,749	712,184	767,836	2,429,056	1,206,434	828,048	2,019,860
1,838	1,840	1,777	1,139	1,266	1,586	1,328
1,207	1,636	1,500	2,570	1,288	876	1,053
1,376,059	1,817,880	1,639,642	2,862,446	1,422,007	976,767	1,165,630
1,140	1,111	1,093	1,114	1,104	1,115	1,107
397	473	488	909	341	603	388
535,227	527,851	688,679	1,258,461	591,990	754,661	656,853
1,348	1,116	1,411	1,384	1,736	1,252	1,693
13	37	91	13	46	47	42
26,050	66,484	167,438	30,229	213,278	111,002	105,461
2,004	1,797	1,840	2,325	4,636	2,362	2,511
4,574	3,545	3,085	6,831	4,569	4,647	6,376
5,010,263	3,942,655	3,550,003	7,774,408	5,191,998	5,286,133	7,276,899
1,095	1,112	1,151	1,138	1,136	1,138	1,141
266	249	296	251	158	255	337
275,147	332,317	351,145	319,310	250,802	361,768	425,523
1,034	1,335	1,186	1,272	1,587	1,419	1,263
401	284	165	439		185	472
515,949	296,480	196,107	531,570		224,381	574,376
1,287	1,044	1,189	1,211		1,213	1,217
36		5		5		124
22,075		3,478		18,144		207,934
613		696		3,629		1,677
51	23	87	32		6	53
18,959	9,914	101,617	41,266		4,493	28,242
372	431	1,168	1,290		749	533
355	56	272	299	274	449	566
484,731	32,119	356,893	460,204	397,234	570,586	742,392
1,365	574	1,312	1,539	1,450	1,271	1,312
93,798	33,319	17,464	6,792	3,634	29,220	47,925
62,592,817	26,054,630	15,461,092	7,742,888	3,050,375	16,257,484	33,363,305
667	782	885	1,140	839	556	696
14,453	2,858		156			
10,940,813	1,953,843		118,163			
757	684		757			
50,775	15,009	198	360	18	63	63
33,129,407	12,328,656	269,244	418,079	21,870	75,816	76,302
652	821	1,360	1,161	1,215	1,203	1,211
	5					
	1,232					
	246					
33	656	21				
45,630	411,037	15,876				
1,383	627	756				

鮮魚

品目別・出荷地	計	4月	5月	6月	7月	8月
かつお	522,935	75,425	157,319	111,883	54,056	35,443
千葉	296,303,026	45,929,279	86,802,879	70,302,644	23,050,963	16,359,077
	567	609	552	628	426	462
東京	846			5	20	95
	1,021,275			21,427	10,746	102,384
	1,207			4,285	537	1,078
神奈川	5,972	299	986	2,816	78	148
	4,731,972	253,347	435,222	2,262,031	84,024	155,298
	792	847	441	803	1,077	1,049
静岡	7,058	3,022	1,692	1,439		
	3,544,979	1,779,096	601,495	464,262		
	502	589	355	323		
三重	1,281	864				
	712,231	374,776				
	556	434				
広島	9					9
	24,030					24,030
	2,670					2,670
福岡	13,969		178	1,697	122	3,823
	13,945,342		162,853	1,081,859	85,601	3,791,572
	998		915	638	702	992
長崎	9,217		860	4,396		3,196
	7,656,446		483,048	2,942,119		3,557,352
	831		562	669		1,113
宮崎	12,270	1,306				
	7,982,532	1,493,548				
	651	1,144				
鹿児島	52,041	5,807	839	5,070	1,086	4,135
	46,488,867	6,447,373	1,064,746	3,327,246	849,569	3,394,211
	893	1,110	1,269	656	782	821
さけ	96,559	6,240	9,314	10,851	8,462	5,666
合計	154,584,728	11,002,134	14,104,200	15,145,129	12,900,244	11,052,914
平均単価	1,601	1,763	1,514	1,396	1,524	1,951
福島	1,481					
	966,088					
	652					
北海道	9,471	42	11	21		229
	11,500,316	34,106	11,880	23,004		393,714
	1,214	812	1,080	1,095		1,719
青森	11,167	174	24	16		20
	13,028,538	138,996	37,778	20,347		23,328
	1,167	799	1,574	1,272		1,166
岩手	238					
	302,147					
	1,270					
宮城	26,265	2,029	5,310	7,538	4,970	1,268
	30,567,061	2,676,488	5,838,750	8,036,647	5,461,830	1,772,010
	1,164	1,319	1,100	1,066	1,099	1,397
山形	6					
	5,011					
	835					
千葉	10					
	16,740					
	1,674					
東京	10,767	854	802	583	560	821
	20,342,558	1,636,400	1,547,154	1,341,756	1,377,658	1,758,462
	1,889	1,916	1,929	2,301	2,460	2,142
神奈川	11,782	1,038	1,123	1,011	1,127	1,098
	19,261,069	1,702,329	1,820,324	1,654,253	1,829,589	1,799,534
	1,635	1,640	1,621	1,636	1,623	1,639
新潟	112	8	8	10	16	8
	384,242	26,206	27,540	34,441	55,080	27,540
	3,431	3,276	3,443	3,444	3,443	3,443
長野	10	10				
	9,720	9,720				
	972	972				

単位 上段：数量=kg
 中断：金額=円
 下段：単価=円

9月	10月	11月	12月	1月	2月	3月
14,844 7,905,196 533	5,120 3,556,319 695	6,158 4,377,679 711	528 443,959 841	2,088 1,373,441 658	28,364 15,306,858 540	31,707 20,894,732 659
		62 120,717 1,947	186 335,546 1,804		467 393,141 842	11 37,314 3,392
581 561,237 966	146 189,594 1,299	918 791,219 862				
198 149,256 754		267 216,027 809		264 219,618 832		176 115,225 655
		417 337,455 809				
2,982 2,432,395 816	21 37,244 1,774	2,126 2,727,846 1,283	2,337 2,808,513 1,202	611 680,494 1,114	72 136,965 1,902	
76 109,301 1,438		199 121,813 612	214 93,663 438	189 229,670 1,215	87 119,480 1,373	
1,090 731,118 671	1,449 891,454 615	725 443,581 612	462 367,632 796		46 71,977 1,565	7,192 3,983,222 554
8,766 6,588,464 752	8,055 6,685,251 830	6,373 6,039,635 948	2,549 3,157,333 1,239	464 525,282 1,132	121 153,247 1,267	8,776 8,256,510 941
12,443 18,065,297 1,452	14,200 19,215,688 1,353	9,642 14,692,758 1,524	6,480 12,300,367 1,898	3,749 7,514,423 2,004	4,161 8,137,784 1,956	5,351 10,453,790 1,954
	416 290,410 698	1,065 675,678 634				
5,606 6,799,983 1,213	2,889 3,447,479 1,193	662 753,862 1,139	11 36,288 3,299			
645 614,514 953	5,644 6,389,790 1,132	3,793 4,748,148 1,252	838 1,046,003 1,248		13 9,634 741	
110 131,176 1,193	70 108,033 1,543	42 55,572 1,323	16 7,366 460			
940 1,095,930 1,166	512 486,529 950	88 135,297 1,537	750 1,073,250 1,431	735 1,037,016 1,411	885 1,222,884 1,382	1,240 1,730,430 1,396
	6 5,011 835					
				10 16,740 1,674		
1,650 2,402,484 1,456	1,421 2,065,355 1,453	959 1,901,513 1,983	1,062 1,908,294 1,797	590 1,225,464 2,077	645 1,418,801 2,200	820 1,759,217 2,145
1,147 1,880,294 1,639	1,081 1,772,550 1,640	1,006 1,643,705 1,634	798 1,314,863 1,648	503 824,725 1,640	875 1,423,868 1,627	975 1,595,035 1,636
14 48,195 3,443	8 27,540 3,443	12 41,310 3,443	8 27,540 3,443	12 41,310 3,443	8 27,540 3,443	

鮮魚

品目別・出荷地	計	4月	5月	6月	7月	8月
さけ	862	84	68	59	65	79
静岡	1,831,118	182,088	146,664	124,632	139,968	173,988
	2,124	2,168	2,157	2,112	2,153	2,202
京都	23,382	1,929	1,920	1,565	1,652	2,053
	53,870,658	4,401,401	4,544,510	3,780,449	3,843,015	4,861,338
	2,304	2,282	2,367	2,416	2,326	2,368
愛媛	172					
	248,958					
	1,447					
福岡	834	72	48	48	72	90
	2,250,504	194,400	129,600	129,600	193,104	243,000
	2,698	2,700	2,700	2,700	2,682	2,700
ます	1,468	259	427	117		
合計	1,401,151	418,909	341,496	122,516		
平均単価	954	1,617	800	1,047		
福島	13					
	6,966					
	536					
北海道	784	92	333	8		
	569,965	119,750	185,793	8,856		
	727	1,302	558	1,107		
青森	344	54	8			
	354,454	94,943	13,738			
	1,030	1,758	1,717			
岩手	279	113	86	77		
	440,012	204,216	141,965	92,492		
	1,577	1,807	1,651	1,201		
東京	20			20		
	10,800			10,800		
	540			540		
新潟	16					
	8,586					
	537					
愛媛	12			12		
	10,368			10,368		
	864			864		
にしん	6,060	244	466	641	197	
合計	2,346,457	104,328	255,042	305,273	105,948	
平均単価	387	428	547	476	538	
北海道	4,363	150	466	505	197	
	1,820,778	68,040	255,042	292,680	105,948	
	417	454	547	580	538	
青森	319	64				
	160,682	29,160				
	504	456				
岩手	2					
	1,080					
	540					
宮城	136			136		
	12,593			12,593		
	93			93		
千葉	30	30				
	7,128	7,128				
	238	238				
東京	1,210					
	344,196					
	284					
いわし	132,576	9,725	10,851	15,347	14,485	10,932
合計	42,111,600	3,011,477	2,748,976	4,195,860	4,365,187	3,762,731
平均単価	318	310	253	273	301	344
福島	3,807	62	426	605	2,118	
	1,629,342	147,377	192,132	269,989	449,928	
	428	2,377	451	446	212	
北海道	26,640		40	1,348	4,190	8,700
	8,422,048		14,256	400,961	1,545,390	2,843,748
	316		356	297	369	327

上段：数量=kg
 单位 中断：金額=円
 下段：単価=円

9月	10月	11月	12月	1月	2月	3月
98	71	81	76	51	62	68
202,705	144,763	176,040	159,192	105,030	131,328	144,720
2,068	2,039	2,173	2,095	2,059	2,118	2,128
2,188	2,040	1,796	2,873	1,794	1,482	2,090
4,768,516	4,364,828	4,189,033	6,597,971	4,145,500	3,522,160	4,851,937
2,179	2,140	2,332	2,297	2,311	2,377	2,322
				21	107	44
				29,538	154,769	64,651
				1,407	1,446	1,469
45	42	138	48	33	84	114
121,500	113,400	372,600	129,600	89,100	226,800	307,800
2,700	2,700	2,700	2,700	2,700	2,700	2,700
				83	480	102
				70,264	358,639	89,327
				847	747	876
					13	
					6,966	
					536	
				80	224	47
				68,925	161,563	25,078
				862	721	534
					243	39
					190,110	55,663
					782	1,427
				3		
				1,339		
				446		
						16
						8,586
						537
		159	79	914	949	2,411
		73,062	39,096	277,128	391,451	795,129
		460	495	303	412	330
		159	79	119	487	2,201
		73,062	39,096	43,524	237,060	706,326
		460	495	366	487	321
				93	112	50
				48,114	50,441	32,967
				517	450	659
				2		
				1,080		
				540		
				700	350	160
				184,410	103,950	55,836
				263	297	349
13,287	15,258	8,457	7,834	6,070	9,081	11,249
4,131,162	4,738,835	3,053,483	2,769,422	2,519,579	3,123,652	3,691,236
311	311	361	354	415	344	328
16	16	47	61			456
83,808	83,808	122,731	18,576			260,993
5,238	5,238	2,611	305			572
8,854	3,488			20		
2,522,551	1,082,506			12,636		
285	310			632		

鮮魚

品目別・出荷地	計	4月	5月	6月	7月	8月
いわし	9,999	167			1,040	72
青森	2,752,920	54,929			293,371	49,464
	275	329			282	687
岩手	2,630			270	210	
	1,169,802			63,774	56,700	
	445			236	270	
宮城	12,638	737	2,902	6,155	2,169	10
	3,510,886	156,000	792,362	1,603,038	643,802	21,978
	278	212	273	260	297	2,198
茨城	3		3			
	734		734			
	245		245			
千葉	36,961	4,820	6,296	4,240	3,320	600
	8,518,180	1,106,869	1,218,456	858,126	694,354	114,437
	230	230	194	202	209	191
東京	13,836	800	50	180	384	800
	5,222,685	308,124	21,060	92,340	258,876	399,708
	377	385	421	513	674	500
神奈川	30	30				
	24,300	24,300				
	810	810				
新潟	10					
	1,620					
	162					
富山	1,403					
	413,311					
	295					
静岡	4,025	1,250		1,625	250	
	1,060,290	307,260		495,504	65,394	
	263	246		305	262	
愛知	15	15				
	35,382	35,382				
	2,359	2,359				
三重	2,600					
	778,788					
	300					
愛媛	26	26				
	58,968	58,968				
	2,268	2,268				
福岡	145					
	61,452					
	424					
大分	17,808	1,818	1,134	924	804	750
	8,450,892	812,268	509,976	412,128	357,372	333,396
	475	447	450	446	444	445
あじ	171,720	14,193	19,059	24,235	17,083	11,745
合計	115,775,450	10,141,370	10,965,623	12,248,949	11,820,740	9,990,543
平均単価	674	715	575	505	692	851
福島	6,294	35	399	843		
	1,602,477	15,120	109,782	221,859		
	255	432	275	263		
北海道	7		7			
	8,554		8,554			
	1,222		1,222			
青森	2,445	291				
	1,004,892	74,520				
	411	256				
岩手	749				644	105
	341,766				260,226	81,540
	456				404	777
宮城	5,329			755	1,957	1,322
	2,165,368			262,915	792,407	587,898
	406			348	405	445
山形	809		248	561		
	126,360		39,204	87,156		
	156		158	155		

上段：数量=kg
 单位 中断：金額=円
 下段：単価=円

9月	10月	11月	12月	1月	2月	3月
2,446	5,356	634	250		34	
662,742	1,389,852	212,760	70,200		19,602	
271	259	336	281		577	
			930	810	410	
			418,878	416,934	213,516	
			450	515	521	
3	652	2	2	2	2	2
18,063	215,460	14,391	9,558	14,391	9,450	12,393
6,021	330	7,196	4,779	7,196	4,725	6,197
160	2,444	4,988	3,691	1,842	2,600	1,960
13,824	561,481	1,380,817	988,459	544,988	627,178	409,191
86	230	277	268	296	241	209
800	100	1,255	212	280	2,300	6,675
374,630	72,900	578,556	139,309	158,652	755,082	2,063,448
468	729	461	657	567	328	309
	10					
	1,620					
	162					
					903	500
					263,844	149,467
					292	299
	900					
	192,132					
	213					
			750	1,100	750	
			195,858	373,086	209,844	
			261	339	280	
	120	25				
	53,676	7,776				
	447	311				
1,008	2,172	1,506	1,938	2,016	2,082	1,656
455,544	1,085,400	736,452	928,584	998,892	1,025,136	795,744
452	500	489	479	495	492	481
17,459	12,883	13,954	11,973	9,469	8,542	11,125
10,731,076	8,519,975	9,397,715	8,424,676	6,932,860	6,904,427	9,697,496
615	661	673	704	732	808	872
2,899	1,321	537	57	32	81	90
669,281	338,100	145,908	18,684	9,504	30,769	43,470
231	256	272	328	297	380	483
11	477	790	685	155		36
2,376	217,836	326,295	316,386	50,955		16,524
216	457	413	462	329		459
1,287	4	4				
519,588	1,426	1,134				
404	357	284				

鮮魚

品目別・出荷地	計	4月	5月	6月	7月	8月
あじ	6,559	478	836	524	57	
茨城	1,846,209	139,622	253,059	103,032	20,347	
	281	292	303	197	357	
千葉	41,400	5,186	8,042	12,158	5,454	733
	13,446,012	2,125,699	2,354,735	3,298,898	2,003,039	243,821
	325	410	293	271	367	333
東京	51,018	3,687	3,330	3,313	4,839	4,799
	48,141,282	3,800,293	3,661,134	3,726,101	4,862,521	4,336,452
	944	1,031	1,099	1,125	1,005	904
神奈川	205		205			
	119,934		119,934			
	585		585			
新潟	1,210	35	135	315	250	
	654,210	17,280	65,070	156,330	136,350	
	541	494	482	496	545	
富山	13,871	930	1,673	2,003	963	580
	4,254,066	271,296	455,922	449,010	271,728	169,452
	307	292	273	224	282	292
石川	5					
	1,620					
	324					
静岡	1,713	91	373	417	235	40
	1,772,722	143,661	383,196	425,936	307,962	61,560
	1,035	1,579	1,027	1,021	1,310	1,539
三重	1,490	154	141	149	154	137
	2,824,483	295,098	272,548	285,577	290,046	268,466
	1,896	1,916	1,933	1,917	1,883	1,960
島根	914	70	310	150	50	239
	749,153	45,360	205,470	133,650	42,660	236,693
	820	648	663	891	853	990
広島	1,680	100	470	190	100	250
	1,353,240	75,330	304,830	158,490	93,420	252,450
	806	753	649	834	934	1,010
山口	4,113	415	870	1,110	250	236
	3,722,608	421,740	595,890	966,870	281,340	283,435
	905	1,016	685	871	1,125	1,201
愛媛	5,639	353	530	459	586	556
	8,292,815	587,331	698,361	699,168	793,766	781,757
	1,471	1,664	1,318	1,523	1,355	1,406
高知	300					
	199,530					
	665					
福岡	17,368	1,872	1,056	707	799	1,824
	14,969,445	1,641,292	1,095,131	895,190	858,114	1,544,153
	862	877	1,037	1,266	1,074	847
佐賀	1,125		100	72	275	166
	1,420,633		57,780	58,385	400,961	248,746
	1,263		578	811	1,458	1,498
長崎	5,484	275	265	509	390	665
	4,344,462	190,080	167,130	320,382	325,350	689,850
	792	691	631	629	834	1,037
大分	504	203	45		30	
	835,401	270,756	70,200		48,600	
	1,658	1,334	1,560		1,620	
宮崎	1,240		24		50	93
	1,364,529		47,693		31,903	204,270
	1,100		1,987		638	2,196
鹿児島	249	18				
	213,679	26,892				
	858	1,494				
さば類	97,182	6,155	7,497	7,180	7,501	7,870
合計	37,424,765	2,523,712	2,648,235	2,544,009	2,380,223	2,651,308
平均単価	385	410	353	354	317	337
福島	3,789	194	261	170	3	6
	1,415,843	78,991	50,652	39,852	864	1,728
	374	407	194	234	288	288

上段：数量=kg
 单位 中断：金額=円
 下段：単価=円

9月	10月	11月	12月	1月	2月	3月
1,329	1,177	732	270	1,092	50	14
339,174	324,097	202,689	97,848	342,279	17,118	6,944
255	275	277	362	313	342	496
656	2,296	3,100	3,420			355
228,096	685,638	1,110,726	1,183,950			211,410
348	299	358	346			596
5,822	4,066	4,530	3,684	3,601	4,655	4,692
4,720,681	4,016,196	4,021,240	3,375,367	3,221,878	3,803,771	4,595,648
811	988	888	916	895	817	979
15	115	110	30	75	70	60
6,480	61,020	59,400	17,820	43,200	45,630	45,630
432	531	540	594	576	652	761
1,290	1,195	903	685	1,275	704	1,670
372,330	383,076	306,126	343,548	484,380	197,964	549,234
289	321	339	502	380	281	329
	5					
	1,620					
	324					
365		110	33	45		4
174,150		148,500	50,285	67,018		10,454
477		1,350	1,524	1,489		2,614
127	106	123	111	85	90	113
241,448	203,148	236,195	214,229	162,811	158,327	196,590
1,901	1,916	1,920	1,930	1,915	1,759	1,740
95						
85,320						
898						
50		170	250	50		50
32,400		112,590	229,770	29,160		64,800
648		662	919	583		1,296
371	304	350	185			22
400,399	268,790	288,630	180,360			35,154
1,079	884	825	975			1,598
556	385	482	544	318	358	512
724,066	619,401	745,010	770,405	502,258	569,881	801,411
1,302	1,609	1,546	1,416	1,579	1,592	1,565
				300		
				199,530		
				665		
1,947	879	1,194	1,208	1,668	1,923	2,291
1,466,834	919,534	1,118,701	1,021,190	1,235,390	1,465,669	1,708,247
753	1,046	937	845	741	762	746
21	53	213	43	131	3	48
213,819	56,581	130,572	51,354	81,281	16,956	104,198
10,182	1,068	613	1,194	620	5,652	2,171
555	485	550	590	430	205	565
440,370	409,050	397,710	405,540	328,050	227,880	443,070
793	843	723	687	763	1,112	784
					30	196
					38,880	406,965
					1,296	2,076
54	6	56	85	165	360	347
82,211	4,418	46,289	81,476	139,634	311,008	415,627
1,522	736	827	959	846	864	1,198
9	9		93	47	13	60
12,053	10,044		66,464	35,532	20,574	42,120
1,339	1,116		715	756	1,583	702
8,460	5,425	11,355	11,697	6,816	9,219	8,007
3,465,840	2,275,901	4,208,504	4,559,023	3,067,075	3,658,185	3,442,750
410	420	371	390	450	397	430
45	597	408	295	304	66	1,440
14,040	148,100	153,014	177,002	171,855	56,322	523,423
312	248	375	600	565	853	363

鮮魚

品目別・出荷地	計	4月	5月	6月	7月	8月
さば類	35					
北海道	8,100					
	231					
青森	15,141	1		21	1,365	2,124
	4,123,546	0		6,048	347,652	495,720
	272	0		288	255	233
岩手	9,271	106	79	2,250	3,800	952
	2,928,733	55,663	34,992	683,856	964,440	288,900
	316	525	443	304	254	303
宮城	5,432	46	12	51	46	2,182
	3,146,459	57,024	23,328	52,898	43,157	703,739
	579	1,240	1,944	1,037	938	323
茨城	128		3	84		
	25,509		367	8,834		
	199		122	105		
千葉	32,960	2,566	5,403	3,870	114	
	10,465,194	734,940	1,437,048	1,029,888	28,512	
	318	286	266	266	250	
東京	10,251	293	1,125	450	400	330
	4,011,421	151,740	319,518	154,872	109,836	121,608
	391	518	284	344	275	369
新潟	36					
	15,498					
	431					
富山	60					
	21,060					
	351					
静岡	13,396	2,585	266		1,075	1,911
	3,479,284	694,224	56,570		219,456	437,616
	260	269	213		204	229
愛知	20	18				0
	54,908	47,002				1,102
	2,745	2,611				0
三重	2,650					
	735,264					
	277					
広島	565				490	75
	264,924				228,852	36,072
	469				467	481
山口	96					
	54,756					
	570					
香川	102	102				
	215,352	215,352				
	2,111	2,111				
愛媛	644	10	125	17		8
	1,362,948	20,520	264,816	37,589		8,785
	2,116	2,052	2,119	2,211		1,098
福岡	596	51	25	40	17	74
	714,740	71,118	33,480	40,500	25,326	107,190
	1,199	1,394	1,339	1,013	1,490	1,449
大分	29					
	116,219					
	4,008					
宮崎	1,981	183	198	227	191	208
	4,265,007	397,138	427,464	489,672	412,128	448,848
	2,153	2,170	2,159	2,157	2,158	2,158
さんま	345,198	4,507	7,111	4,000	4,879	27,087
合計	242,225,254	2,158,545	3,083,482	1,758,417	2,714,713	23,900,899
平均単価	702	479	434	440	556	882
福島	86,410	3,957	6,614	3,694	4,442	5,530
	43,722,595	1,822,816	2,798,794	1,562,073	1,834,405	3,111,828
	506	461	423	423	413	563
北海道	94,306	175	228	90	123	16,829
	90,927,402	92,340	119,340	55,080	185,544	15,853,903
	964	528	523	612	1,508	942

上段：数量=kg
 单位 中断：金額=円
 下段：単価=円

9月	10月	11月	12月	1月	2月	3月
8						27
5,184						2,916
648						108
2,255	2,116	4,183	3,075		1	
636,790	580,284	1,155,654	901,398		0	
282	274	276	293		0	
779	430	326	299	250		
243,378	159,732	158,220	172,692	166,860		
312	371	485	578	667		
1,852	157	188	489	30	342	37
1,115,036	325,144	219,546	309,333	38,880	156,951	101,423
602	2,071	1,168	633	1,296	459	2,741
	30			4		7
	12,204			1,080		3,024
	407			270		432
	50	5,233	6,330	3,858	2,970	2,566
	13,392	1,847,016	2,055,640	1,424,196	1,146,986	747,576
	268	353	325	369	386	291
768	575	200	768	2,010	1,827	1,505
395,496	246,672	88,884	296,016	672,408	761,950	692,421
515	429	444	385	335	417	460
		17	19			
		8,586	6,912			
		505	364			
		60				
		21,060				
		351				
2,540	1,220	520	150	24	1,144	1,961
658,476	366,768	108,864	54,864	20,390	315,360	546,696
259	301	209	366	850	276	279
1						1
2,916						3,888
2,916						3,888
					2,650	
					735,264	
					277	
42	54					
25,596	29,160					
609	540					
		19	104	110	102	149
		39,528	220,342	232,675	220,104	318,589
		2,080	2,119	2,115	2,158	2,138
13	51	38	5	115	10	157
30,240	86,451	55,404	13,608	99,619	34,560	117,244
2,326	1,695	1,458	2,722	866	3,456	747
	5					24
	9,914					106,305
	1,983					4,429
157	140	163	163	111	107	133
338,688	298,080	352,728	351,216	239,112	230,688	279,245
2,157	2,129	2,164	2,155	2,154	2,156	2,100
91,896	118,056	61,236	12,063	5,648	2,735	5,980
83,342,478	77,866,041	33,866,934	6,072,079	2,917,752	1,700,279	2,843,635
907	660	553	503	517	622	476
5,826	4,690	31,091	7,844	4,856	2,338	5,528
3,094,459	3,260,303	15,555,999	4,127,323	2,483,764	1,429,847	2,640,984
531	695	500	526	511	612	478
47,059	25,896	3,726	48	12	4	116
49,674,103	21,442,752	3,405,585	57,888	23,760	3,456	13,651
1,056	828	914	1,206	1,980	864	118

鮮魚

品目別・出荷地	計	4月	5月	6月	7月	8月
さんま	160,913	366	263	210	167	3,886
岩手	97,768,602	185,069	126,468	102,384	73,332	2,844,634
	608	506	481	488	439	732
宮城	3,285	9	6	6	147	790
	9,562,100	58,320	38,880	38,880	621,432	2,036,534
	2,911	6,480	6,480	6,480	4,227	2,578
東京	284					52
	244,555					54,000
	861					1,038
はまち	262,525	23,189	15,828	14,167	13,097	24,655
合計	251,882,412	18,793,344	16,428,594	14,384,970	13,960,197	20,908,599
平均単価	959	810	1,038	1,015	1,066	848
福島	3,551	453	191	60	60	76
	1,215,398	115,460	103,325	19,322	75,995	14,607
	342	255	541	322	1,267	192
北海道	2,658				943	
	1,736,637				281,315	
	653				298	
青森	12,505	403	1,112	779	1,460	1,107
	4,463,645	114,140	314,230	251,267	415,476	350,098
	357	283	283	323	285	316
岩手	4,584		190	1,165	416	1,677
	1,359,155		54,529	393,291	70,074	515,680
	296		287	338	168	308
宮城	17,770	4	1,502	2,795	1,084	5,842
	5,724,093	8,791	408,845	961,569	307,540	1,527,580
	322	2,198	272	344	284	261
山形	9					
	8,316					
	924					
茨城	696	12	25	4	3	23
	180,690	2,263	8,035	1,134	1,069	7,408
	260	189	321	284	356	322
千葉	32,466	2,326	459	1,215	291	4,275
	11,321,574	659,428	216,644	398,046	88,020	1,183,779
	349	284	472	328	302	277
東京	65,756	4,273	4,624	4,095	3,807	4,890
	117,441,689	8,318,550	9,227,973	7,956,685	7,781,199	10,499,884
	1,786	1,947	1,996	1,943	2,044	2,147
神奈川	253	253				
	118,426	118,426				
	468	468				
新潟	56			12		
	53,514			10,195		
	956			850		
富山	2,107		635			170
	837,571		95,629			26,460
	398		151			156
静岡	300					300
	63,828					63,828
	213					213
三重	25,148	2,890	1,983	1,527	1,713	2,276
	31,009,705	2,819,611	2,531,355	2,041,897	2,293,598	3,066,330
	1,233	976	1,277	1,337	1,339	1,347
島根	200					
	133,628					
	668					
広島	9,380	1,263	874		773	665
	3,737,962	419,681	275,375		191,079	201,973
	399	332	315		247	304
山口	164				16	23
	129,131				13,392	14,353
	787				837	624
愛媛	31,815	1,798	1,324	683	817	1,671
	35,169,932	2,188,794	1,626,181	899,686	1,077,894	1,893,222
	1,105	1,217	1,228	1,317	1,319	1,133

上段：数量=kg
 单位 中断：金額=円
 下段：単価=円

9月	10月	11月	12月	1月	2月	3月
38,161 27,927,873 732	86,457 50,551,938 585	25,754 13,355,464 519	4,165 1,847,988 444	780 410,228 526	378 193,104 511	326 150,120 460
618 2,455,488 3,973	1,013 2,611,048 2,578	665 1,549,886 2,331	6 38,880 6,480		15 73,872 4,925	10 38,880 3,888
232 190,555 821						
19,595 18,601,440 949	22,227 20,238,677 911	26,881 23,578,531 877	31,356 35,271,376 1,125	24,603 24,512,776 996	21,121 22,027,290 1,043	25,806 23,176,618 898
66 17,977 272	267 51,205 192	400 85,090 213	1,195 456,840 382	479 165,321 345	82 67,488 823	222 42,768 193
170 121,359 714	1,545 1,333,963 863					
2,734 1,156,751 423	2,333 1,001,814 429	2,064 676,743 328	77 29,798 387	4 1,890 473		432 151,438 351
689 191,105 277	169 46,386 274	258 83,705 324		20 4,385 219		
1,891 672,964 356	1,571 559,068 356	1,880 467,662 249	839 424,463 506	69 80,115 1,161	51 58,590 1,149	242 246,906 1,020
	9 8,316 924					
37 18,711 506	94 25,229 268	375 88,879 237	104 23,328 224	19 4,634 244		
967 306,716 317	2,821 926,663 328	4,065 1,590,894 391	2,426 1,323,507 546	8,553 3,048,616 356	4,843 1,470,057 304	225 109,204 485
6,135 9,715,018 1,584	5,495 9,118,662 1,659	6,039 10,127,885 1,677	8,480 14,652,099 1,728	5,875 10,586,614 1,802	5,161 9,133,862 1,770	6,882 10,323,258 1,500
		44 43,319 985				
175 30,456 174	810 194,098 240		298 366,512 1,230	11 90,720 8,247	8 33,696 4,212	
2,351 2,594,417 1,104	1,789 2,230,990 1,247	1,849 2,465,001 1,333	2,862 3,566,021 1,246	1,820 2,309,468 1,269	2,091 2,520,581 1,205	1,997 2,570,436 1,287
			200 133,628 668			
831 337,769 406	1,625 853,369 525	223 82,501 370	1,996 782,606 392	501 297,060 593	217 124,963 576	412 171,586 416
39 30,219 775	6 4,763 794		62 47,731 770	18 18,673 1,037		
1,332 1,521,279 1,142	2,122 2,207,225 1,040	3,634 3,781,442 1,041	7,322 7,635,182 1,043	4,164 4,599,618 1,105	3,464 3,851,123 1,112	3,484 3,888,286 1,116

鮮魚

品目別・出荷地	計	4月	5月	6月	7月	8月
はまち	616	224				
高知	213,443	84,671				
	346	378				
福岡	24,088	3,466	92	785	401	172
	12,154,236	1,101,465	38,059	440,266	230,378	94,592
	505	318	414	561	575	550
長崎	8,032	3,540	1,966			
	2,466,004	1,057,160	539,155			
	307	299	274			
大分	200					
	190,577					
	953					
宮崎	2,726	1,006	13		11	20
	1,433,186	331,694	12,247		13,219	21,848
	526	330	942		1,202	1,092
鹿児島	17,445	1,278	838	1,047	1,302	1,468
	20,720,072	1,453,210	977,012	1,011,612	1,119,949	1,426,957
	1,188	1,137	1,166	966	860	972
ひらめ	53,100	5,570	6,585	7,228	5,356	2,565
合計	62,621,982	6,027,456	5,459,390	6,107,785	5,486,565	5,023,604
平均単価	1,179	1,082	829	845	1,024	1,959
福島	31,916	4,120	4,033	4,533	2,349	698
	37,000,228	4,084,421	3,006,017	4,007,495	2,410,067	1,052,510
	1,159	991	745	884	1,026	1,508
北海道	4,125	38	691	269	372	6
	3,836,097	72,900	472,860	248,022	261,386	2,419
	930	1,918	684	922	703	403
青森	1,643	118	180	354	15	5
	1,616,263	135,269	174,046	236,792	18,597	6,091
	984	1,146	967	669	1,240	1,218
岩手	548	13	12	90	207	2
	618,087	31,838	6,502	80,643	289,855	918
	1,128	2,449	542	896	1,400	459
宮城	5,006	7	27	1,310	1,918	978
	5,954,343	12,981	29,117	1,034,408	1,815,807	1,541,239
	1,189	1,854	1,078	790	947	1,576
秋田	24		24			
	41,277		41,277			
	1,720		1,720			
山形	16	16				
	26,244	26,244				
	1,640	1,640				
茨城	7,598	838	1,244	663	221	519
	9,533,069	910,181	1,137,914	495,403	321,077	1,364,578
	1,255	1,086	915	747	1,453	2,629
千葉	1,847	391	266		242	353
	3,452,973	725,672	488,970		341,610	1,042,241
	1,870	1,856	1,838		1,412	2,953
東京	115		80		30	4
	123,023		82,199		27,216	13,608
	1,070		1,027		907	3,402
神奈川	14					
	25,186					
	1,799					
新潟	68	25	28	9	2	
	49,496	21,902	20,488	5,022	950	
	728	876	732	558	475	
静岡	3					
	5,054					
	1,685					
広島	4	4				
	6,048	6,048				
	1,512	1,512				
福岡	161					
	299,094					
	1,858					

上段：数量=kg
 单位 中断：金額=円
 下段：単価=円

9月	10月	11月	12月	1月	2月	3月
						392
						128,772
						329
669	283	3,693	2,555	1,468	3,963	6,541
371,515	223,257	1,527,067	2,199,619	1,093,311	2,781,142	2,053,565
555	789	414	861	745	702	314
		345	144			2,037
		156,983	101,158			611,548
		455	702			300
	147	53				
	134,719	55,858				
	916	1,054				
33	22	133	116	18		1,354
36,569	28,339	124,740	159,148	23,144		682,238
1,108	1,288	938	1,372	1,286		504
1,476	1,119	1,826	2,680	1,584	1,241	1,586
1,478,615	1,290,611	2,220,762	3,369,736	2,189,207	1,985,788	2,196,613
1,002	1,153	1,216	1,257	1,382	1,600	1,385
2,508	4,056	4,032	5,192	3,153	2,957	3,898
4,297,980	4,968,328	4,639,510	6,812,223	4,015,149	4,423,221	5,360,771
1,714	1,225	1,151	1,312	1,273	1,496	1,375
1,385	2,315	2,644	3,167	1,949	2,156	2,567
2,544,582	3,074,632	3,164,415	4,373,072	2,594,895	3,258,052	3,430,070
1,837	1,328	1,197	1,381	1,331	1,511	1,336
710	970	203	528	50		288
797,981	905,119	199,789	476,886	93,614		305,121
1,124	933	984	903	1,872		1,059
64	289	436	96	18	39	29
148,911	289,283	399,293	120,928	16,200	40,683	30,170
2,327	1,001	916	1,260	900	1,043	1,040
21	40	160	3			
39,960	36,288	128,584	3,499			
1,903	907	804	1,166			
33	46	80	460	31	45	71
118,796	138,551	148,619	689,768	69,009	179,451	176,597
3,600	3,012	1,858	1,499	2,226	3,988	2,487
234	395	505	938	1,002	677	362
523,064	524,455	588,010	1,148,070	1,105,946	868,118	546,253
2,235	1,328	1,164	1,224	1,104	1,282	1,509
54				103		438
118,498				135,485		600,497
2,194				1,315		1,371
	1					
	0					
	0					
						14
						25,186
						1,799
4						
1,134						
284						
3						
5,054						
1,685						
		4			40	117
		10,800			76,917	211,377
		2,700			1,923	1,807

鮮魚

品目別・出荷地	計	4月	5月	6月	7月	8月
ひらめ	12					
大分	35,500					
	2,958					
かれい類	380,252	40,113	38,352	29,004	9,606	6,466
合計	251,971,664	19,989,762	15,536,069	13,740,990	7,106,178	6,206,263
平均単価	663	498	405	474	740	960
福島	148,191	16,859	15,768	11,650	2,223	301
	83,144,563	7,167,607	4,477,672	5,020,805	1,813,822	372,227
	561	425	284	431	816	1,237
北海道	82,975	2,536	7,801	5,366	2,569	1,865
	78,214,597	1,361,358	3,899,506	3,173,835	2,142,795	2,409,567
	943	537	500	591	834	1,292
青森	21,707	2,748	2,631	2,921	664	219
	12,064,692	1,249,696	922,433	1,014,541	364,360	254,845
	556	455	351	347	549	1,164
岩手	1,247	84	20	12	4	
	582,980	32,384	3,769	3,451	3,132	
	468	386	188	288	783	
宮城	88,526	9,319	8,782	7,307	3,362	3,845
	57,469,056	6,997,898	5,100,667	3,779,489	2,278,464	3,015,777
	649	751	581	517	678	784
秋田	521					
	386,909					
	743					
山形	50					
	15,109					
	302					
茨城	27,915	8,420	3,051	1,692	372	138
	13,960,190	3,104,749	995,547	713,229	193,936	57,111
	500	369	326	422	521	414
千葉	7,358	46	92	56	412	61
	4,986,159	11,459	57,953	35,640	309,669	46,602
	678	249	630	636	752	764
東京	496	60				3
	391,598	32,400				2,117
	790	540				706
新潟	628	4	17			
	359,338	1,296	5,265			
	572	324	310			
福井	123					
	48,330					
	393					
愛知	84	28	15			
	33,075	12,339	5,886			
	394	441	392			
鳥取	251		175			
	116,780		67,371			
	465		385			
島根	141					34
	160,272					48,017
	1,137					1,412
愛媛	30					
	19,440					
	648					
宮崎	9	9				
	18,576	18,576				
	2,064	2,064				
たら類	51,334	4,607	1,408	1,543	1,496	1,349
合計	38,534,487	1,671,864	815,016	1,216,620	1,172,964	900,078
平均単価	751	363	579	788	784	667
福島	3,758	564	38	17		
	877,008	107,033	6,156	2,106		
	233	190	162	124		
北海道	24,099	910	289	917	471	870
	24,657,975	695,856	211,383	521,748	237,870	459,000
	1,023	765	731	569	505	528

上段：数量=kg
 单位 中断：金額=円
 下段：単価=円

9月	10月	11月	12月	1月	2月	3月
						12
						35,500
						2,958
22,161	23,160	45,144	63,734	32,039	33,747	36,726
13,211,617	14,828,505	32,607,034	52,713,842	26,627,450	27,712,125	21,691,829
596	640	722	827	831	821	591
9,265	12,370	17,841	16,587	11,117	16,410	17,800
4,809,439	6,935,575	9,993,826	11,257,208	8,195,516	13,256,656	9,844,210
519	561	560	679	737	808	553
2,401	3,210	13,761	33,111	8,774	541	1,040
2,798,202	3,856,640	16,137,393	31,618,886	9,570,770	726,408	519,237
1,165	1,201	1,173	955	1,091	1,343	499
947	253	133	1,063	2,747	4,349	3,032
784,081	160,774	147,462	433,899	1,918,146	3,200,370	1,614,085
828	635	1,109	408	698	736	532
		16	40	52	374	645
		3,056	20,352	25,754	249,368	241,714
		191	509	495	667	375
7,081	4,744	11,045	8,226	6,202	8,234	10,379
3,467,172	2,373,090	4,720,336	5,861,938	4,876,773	7,585,229	7,412,223
490	500	427	713	786	921	714
219	302					
129,545	257,364					
592	852					
40	10					
10,692	4,417					
267	442					
2,048	2,045	1,251	1,250	1,619	3,138	2,891
1,142,416	1,059,681	883,012	988,393	1,016,521	2,222,585	1,583,010
558	518	706	791	628	708	548
		844	3,408	859	682	898
		541,448	2,508,110	558,576	464,570	452,132
		642	736	650	681	503
	80	253	25	60	15	
	41,040	180,501	20,520	110,160	4,860	
	513	713	821	1,836	324	
				603	4	
				350,698	2,079	
				582	520	
123						
48,330						
393						
			24	6		11
			4,536	4,536		5,778
			189	756		525
37	39					
21,740	27,669					
588	709					
	107					
	112,255					
	1,049					
						30
						19,440
						648
2,545	4,133	4,731	7,524	6,760	8,595	6,643
2,402,254	3,965,524	4,788,258	6,880,404	6,167,954	5,499,645	3,053,906
944	959	1,012	914	912	640	460
		41	131	120	1,362	1,485
		27,486	43,353	37,169	389,328	264,377
		670	331	310	286	178
638	1,400	3,081	3,394	4,703	4,340	3,086
245,009	1,608,543	3,799,387	4,929,130	5,119,524	4,374,929	2,455,596
384	1,149	1,233	1,452	1,089	1,008	796

鮮魚

品目別・出荷地	計	4月	5月	6月	7月	8月
たら類	9,773	270	282	365	812	260
青森	5,631,320	293,230	266,501	314,064	597,105	113,054
	576	1,086	945	860	735	435
岩手	439 169,100 385					
宮城	3,970 3,470,235 874	105 71,766 683	119 90,931 764	27 28,188 1,044	36 34,344 954	75 91,260 1,217
山形	162 31,590 195					
茨城	7,740 1,215,712 157	2,631 277,372 105	568 53,975 95	18 2,905 161		
東京	17 7,344 432					17 7,344 432
静岡	1,376 2,474,203 1,798	127 226,607 1,784	112 186,070 1,661	199 347,609 1,747	177 303,645 1,716	127 229,420 1,806
めぬけ類 合計 平均単価	976 2,275,771 2,332	248 556,784 2,245	286 607,814 2,125	44 103,151 2,344	58 126,073 2,174	37 102,373 2,767
北海道	5 15,422 3,084		5 15,422 3,084			
青森	157 363,495 2,315	14 24,019 1,716	21 33,556 1,598		5 16,891 3,378	3 12,852 4,284
宮城	8 10,368 1,296					
千葉	177 657,202 3,713	46 151,913 3,302	94 332,532 3,538			
東京	258 515,900 2,000	181 367,827 2,032	48 81,572 1,699	6 13,608 2,268	14 28,669 2,048	3 9,072 3,024
静岡	371 713,384 1,923	7 13,025 1,861	118 144,732 1,227	38 89,543 2,356	39 80,513 2,064	31 80,449 2,595
きちじ 合計 平均単価	57,883 118,873,431 2,054	7,208 14,461,912 2,006	8,387 13,621,602 1,624	5,664 9,275,898 1,638	1,842 4,501,927 2,444	1,139 2,771,075 2,433
福島	830 1,590,194 1,916	34 39,312 1,156	56 65,772 1,175	63 73,289 1,163		
北海道	14,489 39,134,303 2,701	1,862 4,070,272 2,186	2,374 4,544,046 1,914	455 1,412,100 3,104	553 2,177,269 3,937	441 1,896,858 4,301
青森	14,625 25,010,597 1,710	1,214 2,124,468 1,750	2,896 3,275,100 1,131	406 531,684 1,310	100 198,504 1,985	63 43,200 686
岩手	15,811 29,171,542 1,845	2,754 5,263,692 1,911	1,513 2,507,328 1,657	3,593 5,309,819 1,478	314 396,361 1,262	
宮城	10,090 19,844,785 1,967	1,292 2,876,904 2,227	1,255 2,798,755 2,230	578 1,148,656 1,987	809 1,629,180 2,014	603 757,080 1,256
茨城	1,451 2,322,065 1,600	25 47,844 1,914	229 296,341 1,294	564 792,736 1,406	62 93,355 1,506	
千葉	353 912,617 2,585	9 12,636 1,404	61 126,808 2,079	5 7,614 1,523	4 7,258 1,815	32 73,937 2,311

上段：数量=kg
 单位 中断：金額=円
 下段：単価=円

9月	10月	11月	12月	1月	2月	3月
452	1,891	1,237	2,857	806	502	39
324,973	1,168,125	540,107	1,291,816	458,436	251,273	12,636
719	618	437	452	569	501	324
112			11	238	78	
42,336			4,320	91,238	31,206	
378			393	383	400	
1,122	627	54	871	229	447	258
1,401,192	796,619	44,496	405,351	318,708	139,428	47,952
1,249	1,271	824	465	1,392	312	186
	12					150
	6,210					25,380
	518					169
		188	206	664	1,866	1,599
		127,689	101,012	142,879	313,481	196,399
		679	490	215	168	123
221	203	130	54			26
388,744	386,027	249,093	105,422			51,566
1,759	1,902	1,916	1,952			1,983
22	17	8	86	16	27	127
46,137	29,160	15,077	156,762	67,392	77,933	387,115
2,097	1,715	1,885	1,823	4,212	2,886	3,048
	3		81	3	3	24
	5,832		144,126	14,094	12,636	99,489
	1,944		1,779	4,698	4,212	4,145
8						
10,368						
1,296						
			5	9	5	18
			12,636	46,980	19,332	93,809
			2,527	5,220	3,866	5,212
6						
15,152						
2,525						
8	14	8		4	19	85
20,617	23,328	15,077		6,318	45,965	193,817
2,577	1,666	1,885		1,580	2,419	2,280
3,674	2,882	5,647	4,951	3,018	4,493	8,978
7,792,983	7,126,717	13,194,074	13,559,769	6,873,519	9,729,892	15,964,063
2,121	2,473	2,336	2,739	2,278	2,166	1,778
44	9	13	406	9	73	123
60,054	14,580	29,743	982,234	21,384	144,310	159,516
1,365	1,620	2,288	2,419	2,376	1,977	1,297
780	1,238	2,442	1,848	443	420	1,633
2,116,519	3,975,071	6,855,085	6,396,025	1,301,702	1,280,577	3,108,779
2,713	3,211	2,807	3,461	2,938	3,049	1,904
367	961	2,119	312	927	1,597	3,663
660,420	1,949,746	4,245,998	982,044	2,070,101	3,197,124	5,732,208
1,800	2,029	2,004	3,148	2,233	2,002	1,565
1,610	226	412	1,487	1,277	1,245	1,380
3,264,321	552,614	704,786	3,385,098	2,906,820	2,613,254	2,267,449
2,028	2,445	1,711	2,276	2,276	2,099	1,643
508	371	488	692	258	1,097	2,139
810,108	499,608	898,560	1,163,700	316,440	2,358,893	4,586,901
1,595	1,347	1,841	1,682	1,227	2,150	2,144
260	77	122	31	27	20	34
467,295	135,098	229,862	57,521	62,337	48,200	91,476
1,797	1,755	1,884	1,856	2,309	2,410	2,690
15			106	77	41	3
25,466			371,855	194,735	87,534	4,774
1,698			3,508	2,529	2,135	1,591

鮮魚

品目別・出荷地	計	4月	5月	6月	7月	8月
きちじ 東京	216 860,544 3,984		3 7,452 2,484			
静岡	18 26,784 1,488	18 26,784 1,488				
はたはた 合計 平均単価	614 281,766 459	72 27,297 379				
北海道	90 102,384 1,138					
青森	336 115,603 344					
山形	182 60,539 333	66 24,057 365				
東京	6 3,240 540	6 3,240 540				
いしもち 合計 平均単価	8,515 2,503,867 294	1,231 280,182 228	727 179,430 247	1,095 400,016 365	964 357,057 370	724 345,071 477
福島	3,371 877,701 260	200 70,243 351	462 108,972 236	191 74,029 388		
岩手	20 6,820 341				20 6,820 341	
宮城	3,413 1,204,975 353		7 1,166 167	850 297,227 350	944 350,237 371	700 336,053 480
山形	2 513 257					
茨城	1,392 288,751 207	995 199,139 200	88 14,914 169	7 2,365 338		9 486 54
千葉	100 29,430 294		100 29,430 294			
富山	42 22,680 540					
福岡	50 31,039 621			35 22,507 643		15 8,532 569
宮崎	43 13,122 305	36 10,800 300				
鹿児島	82 28,836 352		70 24,948 356	12 3,888 324		
ほうぼう類 合計 平均単価	16,114 5,957,697 370	2,252 1,133,070 503	742 374,826 505	1,033 431,872 418	207 142,311 687	186 118,345 636
福島	11,185 3,500,262 313	1,114 426,778 383	335 108,486 324	739 310,354 420	53 60,491 1,141	7 11,934 1,705
北海道	6 1,296 216			5 810 162		
青森	24 11,556 482		8 1,728 216			6 6,156 1,026

上段：数量=kg
 单位 中断：金額=円
 下段：単価=円

9月	10月	11月	12月	1月	2月	3月
90 388,800 4,320		51 230,040 4,511	69 221,292 3,207			3 12,960 4,320
81 91,692 1,132	9 10,692 1,188		452 152,085 336			
81 91,692 1,132	9 10,692 1,188					
			336 115,603 344			
			116 36,482 315			
282 90,426 321	712 209,975 295	1,256 274,109 218	829 186,258 225	197 51,737 263	60 18,960 316	438 110,646 253
9 2,149 239	193 63,655 330	1,018 233,069 229	666 158,977 239	165 41,445 251	60 18,960 316	407 106,202 261
273 88,277 323	410 106,387 259	140 15,498 111	87 9,720 112			2 410 205
	2 513 257					
	62 15,930 257	98 25,542 261	72 16,049 223	32 10,292 322		29 4,034 139
	42 22,680 540					
	3 810 270		4 1,512 378			
2,238 605,130 270	1,981 744,937 376	1,614 524,447 325	1,286 347,446 270	1,405 503,351 358	1,498 418,379 279	1,672 613,583 367
1,791 444,730 248	1,707 502,924 295	1,472 482,218 328	1,167 300,196 257	1,136 303,873 267	1,342 304,320 227	322 243,958 758
	1 486 486					
	3 486 162	7 3,186 455				

鮮魚

品目別・出荷地	計	4月	5月	6月	7月	8月
ほうぼう類	1,094	46	50	98	124	136
宮城	339,941	8,737	19,230	60,746	47,356	42,832
	311	190	385	620	382	315
山形	16	12				
	10,498	7,776				
	656	648				
茨城	1,760	646	210	176	2	1
	774,071	146,410	100,699	42,207	3,629	1,620
	440	227	480	240	1,815	1,620
千葉	1,163	132	9			20
	524,778	165,682	6,480			32,054
	451	1,255	720			1,603
東京	15	10				
	14,450	11,340				
	963	1,134				
富山	227					
	40,284					
	177					
広島	65				18	16
	100,817				27,595	23,749
	1,551				1,533	1,484
山口	11		11			
	9,677		9,677			
	880		880			
愛媛	50					
	43,200					
	864					
福岡	450	287	104			
	545,309	363,431	114,335			
	1,212	1,266	1,099			
長崎	30		15	15		
	31,946		14,191	17,755		
	1,065		946	1,184		
宮崎	3					
	3,456					
	1,152					
鹿児島	15	5			10	
	6,156	2,916			3,240	
	410	583			324	
すずき	24,829	2,597	3,110	2,123	3,296	2,196
合計	21,266,612	1,417,566	2,012,802	2,211,673	3,876,507	3,224,137
平均単価	857	546	647	1,042	1,176	1,468
福島	244	5	222			
	127,228	3,856	119,614			
	521	771	539			
青森	212			11	5	
	213,013			9,385	5,832	
	1,005			853	1,166	
岩手	23					
	12,431					
	540					
宮城	1,590	81	64	6	78	31
	989,980	74,110	61,786	2,684	142,514	116,116
	623	915	965	447	1,827	3,746
山形	13	13				
	8,683	8,683				
	668	668				
茨城	1,342	495	66	14	56	11
	676,615	222,961	56,554	24,408	88,712	19,764
	504	450	857	1,743	1,584	1,797
千葉	19,304	1,980	2,742	1,755	2,705	1,609
	16,685,955	1,082,441	1,754,760	1,763,943	3,117,377	2,408,553
	864	547	640	1,005	1,152	1,497
東京	293			91	77	
	276,189			105,181	93,366	
	943			1,156	1,213	

鮮魚

品目別・出荷地	計	4月	5月	6月	7月	8月
すずき	31					
山口	56,397					
	1,819					
愛媛	1,265	23		236	375	545
	1,533,718	25,515		293,371	428,706	679,704
	1,212	1,109		1,243	1,143	1,247
福岡	174		16	10		
	238,410		20,088	12,701		
	1,370		1,256	1,270		
大分	129					
	302,043					
	2,341					
宮崎	201					
	135,139					
	672					
鹿児島	8					
	10,811					
	1,351					
あんこう	103,720	5,972	10,427	6,548	1,181	881
合計	85,936,991	3,725,823	2,768,254	1,635,646	1,350,066	2,259,516
平均単価	829	624	265	250	1,143	2,565
福島	28,884	4,466	8,080	5,535	704	
	11,514,059	1,439,577	890,702	315,930	49,810	
	399	322	110	57	71	
北海道	4,617		8			
	4,281,043		1,728			
	927		216			
青森	16,668	210	1,600	483	22	39
	11,097,143	59,142	269,135	45,259	9,040	24,776
	666	282	168	94	411	635
岩手	1,693	202	52	33		10
	656,240	52,222	9,428	5,750		3,175
	388	259	181	174		318
宮城	10,212	140	57	21	42	61
	9,875,662	79,235	14,569	3,639	15,520	35,380
	967	566	256	173	370	580
茨城	12,931	716	580	476	413	713
	27,798,912	1,976,199	1,498,668	1,265,068	1,275,696	2,140,457
	2,150	2,760	2,584	2,658	3,089	3,002
千葉	8,622	211				
	6,313,755	103,572				
	732	491				
東京	1,998					
	1,596,172					
	799					
神奈川	1,156					40
	699,819					32,400
	605					810
新潟	61					
	25,007					
	410					
静岡	221	8	42			
	277,181	13,824	77,112			
	1,254	1,728	1,836			
愛知	19	19				
	2,052	2,052				
	108	108				
京都	160					
	424,440					
	2,653					
兵庫	15,945					
	10,998,338					
	690					
島根	499		8			18
	338,180		6,912			23,328
	678		864			1,296

上段：数量=kg
 单位 中断：金額=円
 下段：単価=円

9月	10月	11月	12月	1月	2月	3月
	4 8,856 2,214		27 47,541 1,761			
						86 106,422 1,237
		7 3,726 532	28 56,332 2,012	50 56,149 1,123	30 35,943 1,198	33 53,471 1,620
				54 137,020 2,537	37 70,362 1,902	38 94,661 2,491
	51 43,977 862	67 44,075 658	21 16,027 763	13 8,154 627	5 6,998 1,400	44 15,908 362
			8 10,811 1,351			
2,661 2,634,180 990	5,619 4,760,799 847	12,017 12,274,470 1,021	21,786 23,858,999 1,095	14,465 13,359,524 924	12,665 11,572,870 914	9,498 5,736,844 604
477 176,147 369	1,201 364,244 303	1,294 1,352,622 1,045	2,488 3,131,265 1,259	1,151 1,122,629 975	1,740 1,614,851 928	1,748 1,056,282 604
	35 31,125 889	873 854,339 979	1,190 1,434,445 1,205	1,662 1,205,615 725	849 753,791 888	
119 60,492 508	650 550,692 847	1,392 1,397,639 1,004	2,464 3,087,320 1,253	2,247 2,511,538 1,118	2,820 1,874,819 665	4,622 1,207,291 261
	9 5,346 594	94 80,610 858	435 147,064 338	611 250,539 410	40 18,176 454	207 83,930 405
436 236,705 543	197 203,893 1,035	3,550 3,285,194 925	3,352 4,033,476 1,203	523 512,087 979	1,079 1,087,448 1,008	754 368,516 489
646 1,528,183 2,366	1,055 1,998,278 1,894	1,186 2,558,582 2,157	1,779 4,496,961 2,528	1,600 3,118,442 1,949	2,743 3,728,674 1,359	1,024 2,213,704 2,162
504 367,632 729	876 561,492 641	1,294 950,616 735	1,844 1,485,303 805	1,609 1,175,898 731	1,388 1,050,586 757	896 618,656 690
120 66,096 551	410 293,792 717	479 378,453 790	360 339,540 943	313 259,167 828	280 224,132 800	36 34,992 972
66 35,640 540	182 74,520 409	134 93,960 701	296 149,472 505	349 258,412 740	40 25,704 643	49 29,711 606
			8 5,541 693	8 5,054 632	15 4,482 299	30 9,930 331
	5 9,450 1,890	66 70,815 1,073	70 52,520 750		30 53,460 1,782	
		30 83,160 2,772	50 152,280 3,046	30 81,000 2,700	40 81,000 2,025	10 27,000 2,700
220 135,972 618	908 575,390 634	1,438 1,039,258 723	7,347 5,269,594 717	4,309 2,835,545 658	1,601 1,055,747 659	122 86,832 712
73 27,313 374	61 63,957 1,048	187 129,222 691	101 68,170 675	51 19,278 378		

鮮魚

品目別・出荷地	計	4月	5月	6月	7月	8月
あんこう	30					
山口	28,620					
	954					
福岡	4					
	10,368					
	2,592					
しらうお	3,000	186	149	81	34	59
合計	5,150,337	567,000	332,370	195,804	79,488	97,308
平均単価	1,717	3,048	2,231	2,417	2,338	1,649
福島	1,023	44				
	1,710,699	185,760				
	1,672	4,222				
北海道	20	11	4			
	64,800	43,200	16,200			
	3,240	3,927	4,050			
青森	717	68	121	81		
	1,457,568	162,432	275,940	195,804		
	2,033	2,389	2,280	2,417		
宮城	50	32	12			
	99,414	75,924	15,930			
	1,988	2,373	1,328			
茨城	1,174	22	12		34	59
	1,721,952	48,276	24,300		79,488	97,308
	1,467	2,194	2,025		2,338	1,649
佐賀	16	9				
	95,904	51,408				
	5,994	5,712				
このしろ	3,006	264	224	234	178	254
合計	2,741,463	393,010	295,832	254,252	245,730	292,569
平均単価	912	1,489	1,321	1,087	1,381	1,152
岩手	70					
	11,340					
	162					
千葉	1,204	12		56	36	44
	462,996	5,832		29,268	18,954	25,488
	385	486		523	527	579
東京	411					75
	77,760					22,140
	189					295
愛知	389	90	84	38	22	25
	1,215,315	197,206	155,432	68,384	102,036	130,461
	3,124	2,191	1,850	1,800	4,638	5,218
佐賀	932	162	140	140	120	110
	974,052	189,972	140,400	156,600	124,740	114,480
	1,045	1,173	1,003	1,119	1,040	1,041
どんこ	50,422	3,625	2,711	4,771	4,290	2,412
合計	21,325,985	1,423,685	873,617	1,422,592	1,012,492	1,187,250
平均単価	423	393	322	298	236	492
福島	1,885	112	391	183	65	
	461,053	25,569	73,986	43,416	14,105	
	245	228	189	237	217	
北海道	6,891	1,609	178	283		
	2,354,138	610,315	65,556	78,030		
	342	379	368	276		
青森	34,245	1,477	1,343	3,898	3,979	2,265
	16,036,408	690,309	532,466	1,205,664	953,814	1,131,457
	468	467	396	309	240	500
岩手	3,549	5	85	359	55	6
	1,411,068	551	27,432	87,674	5,724	891
	398	110	323	244	104	149
宮城	2,151	77			191	141
	615,949	14,256			38,849	54,902
	286	185			203	389
茨城	1,607	345	714	48		
	418,830	82,685	174,177	7,808		
	261	240	244	163		

上段：数量=kg
 单位 中断：金額=円
 下段：単価=円

9月	10月	11月	12月	1月	2月	3月
	30 28,620 954					
			2 6,048 3,024	2 4,320 2,160		
311 519,102 1,669	260 358,506 1,379	351 463,806 1,321	290 417,042 1,438	195 376,380 1,930	696 975,856 1,402	388 767,675 1,979
		4 10,800 2,700	32 50,112 1,566	76 160,596 2,113	663 904,468 1,364	204 398,963 1,956
						5 5,400 1,080
151 300,834 1,992	91 167,508 1,841	97 168,048 1,732	64 109,080 1,704	41 70,794 1,727	3 7,128 2,376	
					6 7,560 1,260	
160 218,268 1,364	169 190,998 1,130	250 284,958 1,140	194 257,850 1,329	78 144,990 1,859	20 30,240 1,512	176 345,276 1,962
					4 26,460 6,615	3 18,036 6,012
364 209,905 577	310 184,959 597	410 227,034 554	244 182,235 747	206 110,364 536	147 141,024 959	171 204,549 1,196
70 11,340 162						
144 56,052 389	102 34,668 340	248 80,460 324	180 42,120 234	180 61,074 339	110 52,812 480	92 56,268 612
91 18,576 204	124 14,256 115	94 15,984 170	27 6,804 252			
19 90,457 4,761	24 82,035 3,418	18 86,310 4,795	27 124,671 4,617	6 28,770 4,795	17 66,612 3,918	19 82,941 4,365
40 33,480 837	60 54,000 900	50 44,280 886	10 8,640 864	20 20,520 1,026	20 21,600 1,080	60 65,340 1,089
3,923 1,793,328 457	3,749 2,044,770 545	4,464 1,983,220 444	5,544 2,765,152 499	3,661 1,833,631 501	4,524 2,451,497 542	6,748 2,534,751 376
155 42,050 271	121 32,940 272	428 108,918 254	103 26,163 254	46 11,340 247	143 52,461 367	138 30,105 218
53 14,040 265	24 5,249 219	158 54,659 346	708 268,930 380	192 54,826 286	643 229,435 357	3,043 973,098 320
3,325 1,609,431 484	2,822 1,604,929 569	2,878 1,477,283 513	3,453 2,075,896 601	2,720 1,428,489 525	3,504 2,079,486 593	2,581 1,247,184 483
102 28,339 278	737 382,104 518	489 183,384 375	373 134,082 359	529 253,368 479	234 90,115 385	575 217,404 378
268 96,228 359	45 19,548 434	64 37,152 581	841 219,672 261	174 85,608 492		350 49,734 142
20 3,240 162		382 107,784 282	37 25,910 700			61 17,226 282

鮮魚

品目別・出荷地	計	4月	5月	6月	7月	8月
どんこ	85					
千葉	21,411					
	252					
静岡	9					
	7,128					
	792					
えび類	9,941	969	904	725	698	682
合計	41,359,537	3,928,107	3,377,874	2,965,349	3,079,907	2,930,034
平均単価	4,161	4,054	3,737	4,090	4,412	4,296
福島	35					7
	123,304					21,708
	3,523					3,101
北海道	1,422	207	195	171	77	61
	2,895,508	489,197	299,417	327,780	103,982	110,387
	2,036	2,363	1,535	1,917	1,350	1,810
宮城	22	1	4			
	47,660	7,776	8,510			
	2,166	7,776	2,128			
秋田	13			13		
	35,251			35,251		
	2,712			2,712		
山形	1					
	4,104					
	4,104					
茨城	1,051		8	17	150	155
	2,715,015		38,124	69,444	660,981	530,604
	2,583		4,766	4,085	4,407	3,423
千葉	883	32	32	24	26	19
	3,630,279	183,060	125,064	92,826	98,496	67,230
	4,111	5,721	3,908	3,868	3,788	3,538
東京	1,049	67	169	72	75	80
	2,132,098	140,616	455,285	118,584	109,350	116,640
	2,033	2,099	2,694	1,647	1,458	1,458
新潟	3					
	5,184					
	1,728					
富山	362	216	58	31	10	
	1,394,280	589,680	161,784	66,096	19,440	
	3,852	2,730	2,789	2,132	1,944	
石川	72					
	100,332					
	1,394					
静岡	373	33	67	15	3	1
	1,283,272	141,006	238,140	70,934	29,083	6,739
	3,440	4,273	3,554	4,729	9,694	6,739
愛知	1,795	145	144	162	152	171
	3,835,647	279,504	269,460	307,206	335,556	496,422
	2,137	1,928	1,871	1,896	2,208	2,903
兵庫	2,014	184	164	150	155	147
	18,821,808	1,666,008	1,418,256	1,465,452	1,487,052	1,402,920
	9,345	9,054	8,648	9,770	9,594	9,544
鳥取	284	26	17	24	27	32
	914,485	85,147	57,249	81,161	88,547	98,409
	3,220	3,275	3,368	3,382	3,280	3,075
福岡	189	3	3	11	1	9
	943,088	26,325	26,325	78,975	12,420	78,975
	4,990	8,775	8,775	7,180	12,420	8,775
大分	1					
	5,022					
	5,022					
鹿児島	35	5	2		10	
	122,580	27,000	12,420		6,480	
	3,502	5,400	6,210		648	
沖縄	337	50	41	35	12	
	2,350,620	292,788	267,840	251,640	128,520	
	6,975	5,856	6,533	7,190	10,710	

上段：数量=kg
 单位 中断：金額=円
 下段：単価=円

9月	10月	11月	12月	1月	2月	3月
		65	20			
		14,040	7,371			
		216	369			
			9			
			7,128			
			792			
1,027	823	804	1,087	471	552	1,199
3,421,388	3,199,840	3,783,331	5,451,470	2,328,867	2,392,435	4,500,935
3,331	3,888	4,706	5,015	4,945	4,334	3,754
17	8	3				
59,778	28,858	12,960				
3,516	3,607	4,320				
68	56	52	23	32	13	467
92,350	131,901	62,121	44,193	53,039	12,830	1,168,311
1,358	2,355	1,195	1,921	1,657	987	2,502
	3	4	10			
	1,080	7,970	22,324			
	360	1,993	2,232			
	1					
	4,104					
	4,104					
286	241	53			30	111
646,503	478,569	29,916			25,920	234,954
2,261	1,986	564			864	2,117
234	62	99	247	78	10	20
539,125	239,382	407,689	1,474,232	287,172	38,178	77,825
2,304	3,861	4,118	5,969	3,682	3,818	3,891
70	70	135	107	65	70	69
100,440	102,060	442,611	214,434	94,770	102,060	135,248
1,435	1,458	3,279	2,004	1,458	1,458	1,960
					3	
					5,184	
					1,728	
				21	15	11
				248,400	178,200	130,680
				11,829	11,880	11,880
36	36					
50,112	50,220					
1,392	1,395					
2		67	73	4		108
13,906		247,104	303,350	14,688		218,322
6,953		3,688	4,155	3,672		2,022
137	112	149	256	80	144	143
354,888	216,324	343,440	528,903	154,440	273,024	276,480
2,590	1,931	2,305	2,066	1,931	1,896	1,933
149	160	189	217	117	190	192
1,456,704	1,586,304	1,894,536	2,042,712	1,153,224	1,413,504	1,835,136
9,777	9,914	10,024	9,413	9,857	7,439	9,558
25	22	9	40	19	22	21
81,257	70,761	27,994	121,207	64,150	71,051	67,552
3,250	3,216	3,110	3,030	3,376	3,230	3,217
3	27	20	55	22	27	8
26,325	91,125	97,470	298,247	64,692	84,564	57,645
8,775	3,375	4,874	5,423	2,941	3,132	7,206
						1
						5,022
						5,022
	3		3	7		5
	3,672		14,688	32,940		25,380
	1,224		4,896	4,706		5,076
	22	24	56	26	28	43
	195,480	209,520	387,180	161,352	187,920	268,380
	8,885	8,730	6,914	6,206	6,711	6,241

鮮魚

品目別・出荷地	計	4月	5月	6月	7月	8月
かに類	34,908	1,926	1,842	4,444	4,385	4,077
合計	56,228,638	3,894,793	3,481,976	4,309,540	4,818,672	4,441,217
平均単価	1,611	2,022	1,890	970	1,099	1,089
福島	6,827 5,474,803 802	204 507,956 2,490	268 279,958 1,045	1,429 1,068,408 748	1,117 636,504 570	1,043 541,746 519
北海道	8,361 23,777,671 2,844	794 1,650,683 2,079	860 1,792,079 2,084	355 902,647 2,543	525 1,506,870 2,870	472 1,822,640 3,862
青森	8,077 6,781,306 840	359 415,368 1,157	107 124,416 1,163	592 560,520 947	1,116 934,064 837	1,612 828,180 514
岩手	1,369 578,004 422				195 89,250 458	329 132,532 403
宮城	4,836 3,129,970 647	173 147,582 853	384 176,645 460	1,420 820,620 578	1,098 659,379 601	498 332,147 667
山形	5 15,336 3,067					
茨城	54 107,833 1,997		8 4,320 540		10 4,876 488	
千葉	1,176 3,499,103 2,975	221 433,674 1,962	91 336,398 3,697	43 147,906 3,440	52 202,625 3,897	28 114,912 4,104
東京	1,484 9,366,406 6,312	102 660,258 6,473	100 747,252 7,473	80 548,532 6,857	103 688,746 6,687	85 659,340 7,757
新潟	746 1,089,374 1,460	3 2,160 720				
石川	1,795 2,160,000 1,203			509 246,737 485	135 53,892 399	
福井	5 14,040 2,808	5 14,040 2,808				
兵庫	4 13,608 3,402					
鳥取	16 79,488 4,968				2 11,880 5,940	
大分	6 3,240 540					
宮崎	147 138,456 942	65 63,072 970	24 20,908 871	16 14,170 886	32 30,586 956	10 9,720 972
いか類	257,091	14,430	12,154	14,646	20,513	23,042
合計	194,230,987	13,625,141	10,666,318	10,426,607	13,518,783	17,042,400
平均単価	755	944	878	712	659	740
福島	16,494 13,843,225 839	975 896,843 920	918 662,229 721	1,139 697,410 612	288 324,324 1,126	220 315,684 1,435
北海道	8,470 6,971,530 823	450 396,576 881	7 3,564 509		13 8,230 633	
青森	110,851 79,493,949 717	2,879 2,601,731 904	3,795 2,353,158 620	10,094 5,902,483 585	18,165 10,476,786 577	19,066 13,199,436 692
岩手	5,014 4,658,592 929	12 15,984 1,332	95 175,306 1,845	36 14,256 396	105 45,360 432	15 17,820 1,188

上段：数量=kg
 单位 中断：金額=円
 下段：単価=円

9月	10月	11月	12月	1月	2月	3月
3,653	1,798	1,760	4,277	1,444	2,341	2,961
3,869,374	2,863,814	3,390,735	13,125,878	3,172,266	4,129,808	4,730,565
1,059	1,593	1,927	3,069	2,197	1,764	1,598
1,136	275	188	256	104	483	324
793,839	322,184	165,321	270,681	79,012	450,035	359,159
699	1,172	879	1,057	760	932	1,109
309	259	329	1,451	396	915	1,696
1,233,933	1,127,963	1,290,578	6,387,293	1,278,396	1,913,817	2,870,772
3,993	4,355	3,923	4,402	3,228	2,092	1,693
876	780	600	688	438	372	537
463,315	514,981	375,527	827,053	582,714	600,696	554,472
529	660	626	1,202	1,330	1,615	1,033
691	7	68	45	22		12
267,592	2,603	28,404	20,795	10,908		25,920
387	372	418	462	496		2,160
468	246	7	2	197	277	66
302,930	165,150	18,900	324	160,153	234,603	111,537
647	671	2,700	162	813	847	1,690
	5					
	15,336					
	3,067					
36						
98,637						
2,740						
18	16	189	435	71	12	
59,832	58,590	297,113	1,536,932	265,005	46,116	
3,324	3,662	1,572	3,533	3,732	3,843	
119	105	139	406	86	98	61
649,296	582,984	787,212	2,350,156	614,898	637,545	440,187
5,456	5,552	5,663	5,789	7,150	6,506	7,216
	3	186	78	130	184	162
	3,240	333,720	139,428	181,180	246,996	182,650
	1,080	1,794	1,788	1,394	1,342	1,127
	102	42	908			99
	70,783	68,040	1,548,288			172,260
	694	1,620	1,705			1,740
						4
						13,608
						3,402
		6	8			
		22,680	44,928			
		3,780	5,616			
		6				
		3,240				
		540				
23,615	22,230	23,627	38,238	23,153	20,961	20,482
16,799,654	16,466,784	17,439,212	27,644,946	16,137,290	16,161,790	18,302,062
711	741	738	723	697	771	894
1,932	1,245	1,059	852	2,389	1,905	3,572
1,134,173	1,035,300	1,051,186	904,702	1,813,861	1,786,242	3,221,271
587	832	993	1,062	759	938	902
1		108	6,430	431	400	630
8,424		102,060	5,262,192	384,804	327,456	478,224
8,424		945	818	893	819	759
17,344	11,556	8,408	9,807	3,192	2,087	4,458
12,462,438	9,148,348	7,690,626	8,233,866	2,372,544	1,631,837	3,420,696
719	792	915	840	743	782	767
226	530	741	1,955	1,281	18	
178,740	426,384	620,320	1,945,383	1,188,421	30,618	
791	804	837	995	928	1,701	

鮮魚

品目別・出荷地	計	4月	5月	6月	7月	8月
いか類	51,426	2,180	249	658	329	2,090
宮城	28,517,986	744,088	218,182	506,072	305,208	1,014,671
	555	341	876	769	928	485
秋田	503 238,032 473			503 238,032 473		
山形	122 69,401 569		110 61,884 563			
茨城	42,399 34,255,716 808	3,844 3,941,266 1,025	3,236 2,966,970 917	1,034 1,068,308 1,033	305 414,108 1,358	424 553,592 1,306
千葉	4,508 5,144,230 1,141	1,420 1,992,341 1,403	1,490 1,700,245 1,141	74 43,956 594	318 220,644 694	333 259,313 779
東京	403 720,954 1,789	60 93,960 1,566		30 46,980 1,566	62 123,768 1,996	112 182,196 1,627
神奈川	20 76,004 3,800					
新潟	612 499,878 817					
富山	6,548 6,502,917 993	410 913,464 2,228	522 637,718 1,222	14 73,872 5,277	26 81,648 3,140	27 135,756 5,028
福井	3,534 3,568,104 1,010	1,500 1,322,082 881	1,311 1,229,634 938	131 170,640 1,303		
静岡	242 411,587 1,701	12 17,539 1,462	102 186,116 1,825			
愛知	4 6,480 1,620					4 6,480 1,620
兵庫	795 1,152,078 1,449	9 11,664 1,296				95 107,460 1,131
鳥取	693 737,835 1,065	543 505,710 931	108 93,960 870	14 63,504 4,536	3 27,875 9,292	
島根	240 339,768 1,416			175 250,668 1,432	45 59,508 1,322	20 29,592 1,480
山口	474 841,968 1,776	110 125,820 1,144	20 44,820 2,241	168 321,084 1,911	88 161,244 1,832	44 89,640 2,037
愛媛	183 218,376 1,193					
福岡	3,006 5,230,705 1,740	26 46,073 1,772	185 322,640 1,744	576 1,029,342 1,787	766 1,270,080 1,658	592 1,130,760 1,910
大分	58 152,669 2,632					
宮崎	3 4,277 1,426					
鹿児島	489 574,726 1,175		6 9,892 1,649			
たご類	158,771	12,541	13,915	13,703	17,516	16,473
合計	219,655,041	16,105,216	17,877,165	17,196,328	22,207,930	24,042,046
平均単価	1,383	1,284	1,285	1,255	1,268	1,459

単位 上段：数量=kg
 中断：金額=円
 下段：単価=円

9月	10月	11月	12月	1月	2月	3月
878 419,137 477	6,751 3,757,396 557	11,668 6,044,928 518	14,531 7,531,963 518	7,575 4,744,651 626	4,164 2,936,607 705	353 295,083 836
8 3,629 454	4 3,888 972					
2,791 1,891,383 678	1,787 1,487,277 832	1,238 1,164,210 940	3,530 2,692,068 763	6,878 4,430,051 644	9,842 7,337,522 746	7,490 6,308,961 842
102 74,196 727				44 39,150 890	153 140,724 920	574 673,661 1,174
45 89,910 1,998	30 59,940 1,998	30 59,940 1,998	4 4,320 1,080			30 59,940 1,998
		4 14,569 3,642	16 61,435 3,840			
	33 38,016 1,152	151 168,048 1,113	278 199,962 719	119 68,040 572	31 25,812 833	
18 94,608 5,256	131 171,655 1,310	51 115,020 2,255	654 528,552 808	1,186 1,033,884 872	1,907 1,434,672 752	1,602 1,282,068 800
	16 30,240 1,890	20 40,500 2,025			4 17,280 4,320	552 757,728 1,373
		24 75,060 3,128	16 47,520 2,970	3 6,912 2,304	43 38,912 905	42 39,528 941
30 21,060 702					0 0 0	661 1,011,894 1,531
	3 12,960 4,320				22 33,826 1,538	
24 58,320 2,430	20 41,040 2,052					
					60 70,956 1,183	123 147,420 1,199
216 363,636 1,684	124 254,340 2,051	122 288,468 2,364	54 129,384 2,396	55 54,972 999	225 222,588 989	65 118,422 1,822
						58 152,669 2,632
		3 4,277 1,426				
			111 103,599 933		100 126,738 1,267	272 334,497 1,230
10,846 15,901,628 1,466	8,632 12,876,892 1,492	11,514 15,986,136 1,388	24,965 38,314,324 1,535	8,934 12,204,148 1,366	8,819 11,405,748 1,293	10,913 15,537,480 1,424

鮮魚

品目別・出荷地	計	4月	5月	6月	7月	8月
たこ類	106,640	8,678	10,522	10,877	14,677	11,629
福島	160,158,792	12,307,269	14,764,198	14,655,645	19,651,311	18,853,802
	1,502	1,418	1,403	1,347	1,339	1,621
北海道	12,229	737	1,001	742	746	1,381
	16,216,163	931,467	1,269,756	940,464	904,500	1,647,000
	1,326	1,264	1,268	1,267	1,212	1,193
青森	3,392	1,313	339	192	150	171
	3,500,144	1,354,458	322,495	161,653	135,340	189,172
	1,032	1,032	951	842	902	1,106
岩手	1,530	178	214	270	33	5
	1,294,295	127,008	165,424	189,162	29,538	5,400
	846	714	773	701	895	1,080
宮城	21,981	767	944	498	1,161	2,504
	28,389,951	853,081	934,003	636,639	902,518	2,718,166
	1,292	1,112	989	1,278	777	1,086
茨城	7,646	808	836	894	304	323
	5,805,244	446,613	337,049	433,485	253,303	269,946
	759	553	403	485	833	836
千葉	18				5	
	10,120				4,720	
	562				944	
東京	5,250	50	50	230	440	460
	4,098,384	64,800	64,800	179,280	326,700	358,560
	781	1,296	1,296	779	743	779
静岡	37	10	9			
	78,840	20,520	19,440			
	2,131	2,052	2,160			
福岡	33					
	77,544					
	2,350					
宮崎	15					
	25,564					
	1,704					
うに類	21,373	2,508	3,306	3,273	3,541	1,923
合計	192,372,094	16,787,596	21,210,314	18,820,760	21,242,909	23,757,062
平均単価	9,001	6,694	6,416	5,750	5,999	12,354
福島	2					
	21,600					
	10,800					
北海道	6,799	488	820	606	717	891
	88,812,396	6,516,504	9,703,530	7,648,398	7,974,666	11,784,744
	13,063	13,353	11,834	12,621	11,122	13,226
青森	7,289	1,394	1,917	1,923	1,841	112
	18,687,332	3,128,512	4,973,864	3,978,731	3,835,307	1,456,072
	2,564	2,244	2,595	2,069	2,083	13,001
岩手	20				6	12
	376,488				96,228	241,380
	18,824				16,038	20,115
宮城	1,941	84	125	385	503	388
	23,774,477	1,267,488	1,703,160	4,226,245	4,933,656	4,833,448
	12,249	15,089	13,625	10,977	9,808	12,457
千葉	1,399	98	64	207	180	299
	15,332,274	1,227,096	828,360	1,697,868	1,231,308	2,968,542
	10,959	12,521	12,943	8,202	6,841	9,928
東京	2,418	306	339	118	290	194
	27,993,783	3,134,916	3,436,452	1,018,094	3,148,416	2,148,012
	11,577	10,245	10,137	8,628	10,857	11,072
大阪	14					
	138,888					
	9,921					
山口	1,182	138	41			
	13,965,912	1,513,080	564,948			
	11,815	10,964	13,779			
愛媛	303			34	4	21
	3,258,144			251,424	23,328	314,064
	10,753			7,395	5,832	14,955

上段：数量=kg
 单位 中断：金額=円
 下段：単価=円

9月	10月	11月	12月	1月	2月	3月
7,498	5,254	5,396	16,211	5,202	4,399	6,297
12,180,077	9,019,240	8,903,989	26,628,090	7,563,257	6,233,625	9,398,289
1,624	1,717	1,650	1,643	1,454	1,417	1,493
1,041	1,211	1,584	1,945	543	655	643
1,392,930	1,617,288	1,901,090	2,869,613	843,944	883,386	1,014,725
1,338	1,335	1,200	1,475	1,554	1,349	1,578
214	115	280	200	136	113	169
231,131	97,720	292,179	243,026	142,884	137,250	192,836
1,080	850	1,043	1,215	1,051	1,215	1,141
	28	282	194	259	46	21
	38,750	260,711	188,180	232,958	27,950	29,214
	1,384	925	970	899	608	1,391
1,213	1,248	2,774	5,306	1,624	1,562	2,380
1,401,095	1,485,810	3,715,978	7,481,796	2,482,509	2,194,376	3,583,980
1,155	1,191	1,340	1,410	1,529	1,405	1,506
350	306	418	671	630	1,366	740
306,515	270,324	328,557	534,075	559,516	1,409,141	656,720
876	883	786	796	888	1,032	887
		10	3			
		5,400	0			
		540	0			
530	470	760	420	540	660	640
389,880	347,760	571,752	343,980	379,080	481,140	590,652
736	740	752	819	702	729	923
					18	
					38,880	
					2,160	
		10				23
		6,480				71,064
		648				3,090
			15			
			25,564			
			1,704			
1,208	798	801	1,344	651	816	1,204
14,524,380	11,922,541	11,727,612	20,508,174	8,062,524	9,631,386	14,176,836
12,023	14,941	14,641	15,259	12,385	11,803	11,775
			2			
			21,600			
			10,800			
710	364	314	576	398	417	498
7,866,234	5,664,060	5,238,756	9,485,154	4,915,944	5,175,360	6,839,046
11,079	15,561	16,684	16,467	12,352	12,411	13,733
25						77
314,712						1,000,134
12,588						12,989
2						
38,880						
19,440						
221	10		6	8	79	132
2,896,020	179,280		64,260	73,440	1,314,900	2,282,580
13,104	17,928		10,710	9,180	16,644	17,292
56	86	144	93	45	8	119
835,920	1,345,248	1,954,368	1,477,170	625,968	77,760	1,062,666
14,927	15,642	13,572	15,884	13,910	9,720	8,930
106	197	191	276	108	121	172
1,428,354	2,877,649	2,537,028	4,157,622	1,393,308	1,248,912	1,465,020
13,475	14,607	13,283	15,064	12,901	10,322	8,518
7						7
77,760						61,128
11,109						8,733
81	130	105	233	64	191	199
1,066,500	1,822,284	1,464,588	3,479,004	774,792	1,814,454	1,466,262
13,167	14,018	13,948	14,931	12,106	9,500	7,368
	11	47	158	28		
	34,020	532,872	1,823,364	279,072		
	3,093	11,338	11,540	9,967		

鮮魚

品目別・出荷地	計	4月	5月	6月	7月	8月
うに類	6					6
福岡	10,800					10,800
	1,800					1,800
なまこ	824	70	116	76	37	21
合計	1,485,243	128,898	153,414	124,200	121,608	50,949
平均単価	1,802	1,841	1,323	1,634	3,287	2,426
福島	6					
	4,158					
	693					
宮城	5					
	10,800					
	2,160					
茨城	279					
	307,800					
	1,103					
神奈川	45	40	5			
	48,600	43,200	5,400			
	1,080	1,080	1,080			
新潟	154	6	88	48	6	
	148,824	5,832	84,672	45,360	5,832	
	966	972	962	945	972	
愛知	50					
	63,720					
	1,274					
広島	272	24	23	28	31	21
	867,321	79,866	63,342	78,840	115,776	50,949
	3,189	3,328	2,754	2,816	3,735	2,426
福岡	13					
	34,020					
	2,617					
あゆ	4,144	633	514	579	669	754
合計	7,621,290	1,238,436	1,003,428	1,014,660	1,192,590	1,330,560
平均単価	1,839	1,956	1,952	1,752	1,783	1,765
栃木	112	5			1	60
	232,902	9,720			4,158	129,600
	2,079	1,944			4,158	2,160
東京	4,022	628	514	579	668	690
	7,363,980	1,228,716	1,003,428	1,014,660	1,188,432	1,183,680
	1,831	1,957	1,952	1,752	1,779	1,715
鹿児島	10					4
	24,408					17,280
	2,441					4,320
どじょう(うなぎ)	1,593	57	150	161	464	171
合計	8,076,510	208,602	952,506	847,476	2,624,994	759,564
平均単価	5,070	3,660	6,350	5,264	5,657	4,442
福島	5	5				
	3,240	3,240				
	648	648				
茨城	10		10			
	54,540		54,540			
	5,454		5,454			
静岡	1,450	47	89	123	438	166
	6,899,850	172,962	353,646	541,728	2,429,082	740,664
	4,759	3,680	3,974	4,404	5,546	4,462
福岡	128	5	51	38	26	5
	1,118,880	32,400	544,320	305,748	195,912	18,900
	8,741	6,480	10,673	8,046	7,535	3,780
あわび	9,364	541	1,653	967	746	642
合計	52,207,559	3,241,406	9,258,713	4,926,342	4,243,305	3,697,341
平均単価	5,575	5,992	5,601	5,094	5,688	5,759
福島	177	8	22	27	19	7
	1,847,016	69,120	258,606	283,284	183,114	81,648
	10,435	8,640	11,755	10,492	9,638	11,664
青森	178	13	13	28	10	10
	777,474	43,870	45,490	150,142	22,810	22,810
	4,368	3,375	3,499	5,362	2,281	2,281

上段：数量=kg
 单位 中断：金額=円
 下段：単価=円

9月	10月	11月	12月	1月	2月	3月
23 55,944 2,432	24 46,845 1,952	20 48,033 2,402	118 227,448 1,928	104 145,557 1,400	106 191,241 1,804	109 191,106 1,753
	6 4,158 693					
			5 10,800 2,160			
			44 54,000 1,227	78 84,240 1,080	76 82,080 1,080	81 87,480 1,080
					6 7,128 1,188	
			40 54,000 1,350		10 9,720 972	
23 55,944 2,432	18 42,687 2,372	17 39,933 2,349	19 82,728 4,354	20 54,189 2,709	20 99,441 4,972	28 103,626 3,701
		3 8,100 2,700	10 25,920 2,592			
488 886,680 1,817	230 422,712 1,838	92 177,120 1,925	60 116,640 1,944	30 63,720 2,124		95 174,744 1,839
5 9,720 1,944		10 19,440 1,944	30 58,320 1,944			1 1,944 1,944
483 876,960 1,816	226 417,744 1,848	80 155,520 1,944	30 58,320 1,944	30 63,720 2,124		94 172,800 1,838
	4 4,968 1,242	2 2,160 1,080				
89 325,728 3,660	80 282,906 3,536	79 316,494 4,006	115 440,532 3,831	74 375,948 5,080	59 416,610 7,061	94 525,150 5,587
89 325,728 3,660	80 282,906 3,536	79 316,494 4,006	115 440,532 3,831	71 354,348 4,991	59 416,610 7,061	94 525,150 5,587
				3 21,600 7,200		
690 3,714,086 5,383	775 4,067,673 5,249	921 5,242,845 5,693	1,014 6,001,670 5,919	461 2,618,223 5,679	453 2,464,604 5,441	501 2,731,351 5,452
6 63,504 10,584			35 359,100 10,260	17 174,420 10,260	18 184,680 10,260	18 189,540 10,530
10 22,810 2,281	15 63,310 4,221	59 360,612 6,112	10 22,810 2,281	10 22,810 2,281		

鮮魚

品目別・出荷地	計	4月	5月	6月	7月	8月
あわび	785	77	77	65	73	52
宮城	7,184,942	698,220	754,661	670,949	705,640	552,192
	9,153	9,068	9,801	10,322	9,666	10,619
秋田	3					3
	28,512					28,512
	9,504					9,504
茨城	102			25	39	10
	1,040,256			236,520	333,774	113,400
	10,199			9,461	8,558	11,340
千葉	3,740	218	1,280	493	110	134
	18,590,853	1,183,314	6,765,187	1,868,323	544,941	745,646
	4,971	5,428	5,285	3,790	4,954	5,565
東京	4,327	213	246	329	495	426
	22,391,135	1,183,378	1,356,685	1,717,124	2,453,026	2,153,133
	5,175	5,556	5,515	5,219	4,956	5,054
静岡	33	12	15			
	189,540	63,504	78,084			
	5,744	5,292	5,206			
福岡	19					
	157,831					
	8,307					
はまぐり	41,094	3,047	4,163	2,791	3,012	5,320
合計	27,807,951	2,174,854	2,498,103	1,970,536	1,946,327	3,256,551
平均単価	677	714	600	706	646	612
宮城	210				12	18
	359,100				20,520	30,780
	1,710				1,710	1,710
秋田	12		6			
	5,184		3,240			
	432		540			
茨城	10,096	990	1,093	986	722	1,593
	12,206,829	1,370,844	1,317,384	1,256,256	940,842	1,787,346
	1,209	1,385	1,205	1,274	1,303	1,122
千葉	28,813	1,950	3,012	1,737	2,210	3,621
	13,663,545	705,773	1,127,583	651,748	927,293	1,367,145
	474	362	374	375	420	378
愛知	40					
	51,840					
	1,296					
三重	1,923	107	52	68	68	88
	1,521,453	98,237	49,896	62,532	57,672	71,280
	791	918	960	920	848	810
あさり	107,034	14,142	14,305	10,184	10,014	7,562
合計	76,978,726	9,414,725	10,213,645	7,177,906	7,200,806	5,305,704
平均単価	719	666	714	705	719	702
福島	95			50	45	
	69,120			37,800	31,320	
	728			756	696	
北海道	20,822	1,956	3,012	2,215	2,248	962
	17,391,024	1,745,928	2,485,080	1,762,722	1,749,114	843,156
	835	893	825	796	778	876
宮城	22,338	2,270	1,962	1,868	1,626	2,066
	14,022,801	1,441,962	1,232,496	1,192,968	1,058,427	1,032,912
	628	635	628	639	651	500
茨城	1,383	151	80	93	115	123
	2,292,476	253,625	132,968	152,668	192,065	204,378
	1,658	1,680	1,662	1,642	1,670	1,662
千葉	62,376	9,745	9,251	5,958	5,980	4,411
	43,175,657	5,945,562	6,363,101	4,031,748	4,169,880	3,225,258
	692	610	688	677	697	731
兵庫	20	20				
	27,648	27,648				
	1,382	1,382				
ほたて	78,934	8,602	9,936	6,778	7,792	10,131
合計	86,864,715	9,464,366	10,181,704	7,594,040	7,610,813	9,506,222
平均単価	1,100	1,100	1,025	1,120	977	938

上段：数量=kg
 单位 中断：金額=円
 下段：単価=円

9月	10月	11月	12月	1月	2月	3月
5 60,858 12,172	23 204,498 8,891	121 1,048,518 8,665	185 1,576,309 8,521	82 665,301 8,113	8 78,041 9,755	17 169,755 9,986
23 291,762 12,685	5 64,800 12,960					
244 1,220,550 5,002	279 1,400,624 5,020	298 1,473,427 4,944	261 1,303,144 4,993	153 749,542 4,899	154 756,594 4,913	116 579,561 4,996
388 1,941,699 5,004	447 2,286,489 5,115	443 2,360,288 5,328	523 2,740,307 5,240	194 961,222 4,955	273 1,445,289 5,294	350 1,792,495 5,121
	6 47,952 7,992					
14 112,903 8,065				5 44,928 8,986		
3,209 2,141,612 667	2,489 1,551,911 624	2,816 1,838,900 653	3,554 2,149,092 605	2,053 1,309,378 638	3,344 2,736,460 818	5,296 4,234,227 800
12 20,520 1,710	12 20,520 1,710	18 30,780 1,710	12 20,520 1,710	24 41,040 1,710	30 51,300 1,710	72 123,120 1,710
						6 1,944 324
953 999,540 1,049	650 652,212 1,003	730 874,735 1,198	712 792,342 1,113	383 489,024 1,277	447 603,266 1,350	837 1,123,038 1,342
2,188 1,076,192 492	1,803 859,739 477	2,006 883,165 440	2,762 1,278,558 463	1,565 708,466 453	2,435 1,727,870 710	3,524 2,350,013 667
				20 21,600 1,080		20 30,240 1,512
56 45,360 810	24 19,440 810	62 50,220 810	68 57,672 848	61 49,248 807	432 354,024 820	837 605,872 724
7,144 5,517,491 772	7,291 5,550,594 761	6,840 5,128,163 750	6,997 5,199,864 743	5,568 4,043,778 726	6,345 4,692,782 740	10,642 7,533,268 708
1,493 1,300,806 871	1,638 1,295,838 791	1,538 1,252,962 815	1,831 1,520,424 830	1,057 870,048 823	1,267 1,097,766 866	1,605 1,467,180 914
1,669 1,088,964 652	1,502 982,044 654	1,627 1,062,072 653	1,836 1,181,790 644	1,564 992,898 635	1,548 985,932 637	2,800 1,770,336 632
123 204,377 1,662	117 192,066 1,642	90 147,743 1,642	145 241,314 1,664	72 118,194 1,642	133 219,152 1,648	141 233,926 1,659
3,859 2,923,344 758	4,034 3,080,646 764	3,585 2,665,386 743	3,185 2,256,336 708	2,875 2,062,638 717	3,397 2,389,932 704	6,096 4,061,826 666
5,825 6,572,695 1,128	4,193 5,753,155 1,372	3,097 4,978,805 1,608	6,201 8,924,925 1,439	3,453 4,017,735 1,164	5,199 5,137,083 988	7,727 7,123,172 922

鮮魚

品目別・出荷地	計	4月	5月	6月	7月	8月
ほたて	24,757	2,461	2,175	1,084	552	666
北海道	33,130,609	3,496,824	2,568,240	1,897,236	1,398,794	1,356,102
	1,338	1,421	1,181	1,750	2,534	2,036
青森	16,245	1,422	1,310	2,764	3,837	2,403
	12,939,789	788,573	1,159,867	2,229,552	2,831,760	2,041,308
	797	555	885	807	738	849
岩手	3,398	231	262	480	530	546
	6,538,580	607,824	608,958	677,158	906,195	962,882
	1,924	2,631	2,324	1,411	1,710	1,764
宮城	31,338	3,612	4,902	1,946	2,873	6,516
	26,688,194	2,608,794	3,412,746	1,781,871	2,474,064	5,145,930
	852	722	696	916	861	790
千葉	20					
	7,020					
	351					
東京	3,176	876	1,287	504		
	7,560,523	1,962,351	2,431,893	1,008,223		
	2,381	2,240	1,890	2,000		
かき	104,482	4,173	5,567	5,576	8,391	11,654
合計	93,437,317	2,411,845	3,330,450	2,676,704	4,247,554	6,301,530
平均単価	894	578	598	480	506	541
福島	2,373		32	23	216	144
	4,189,174		24,192	19,440	137,808	71,496
	1,765		756	845	638	497
北海道	1,011	10		10	6	10
	1,098,598	16,308		18,360	9,720	18,360
	1,087	1,631		1,836	1,620	1,836
岩手	2,983	376	72	169	190	20
	2,005,214	243,648	46,656	157,118	142,128	10,800
	672	648	648	930	748	540
宮城	47,974	1,554	1,568	2,575	3,075	4,720
	31,205,726	345,211	342,252	646,866	805,518	1,377,054
	650	222	218	251	262	292
秋田	163				115	48
	159,052				112,828	46,224
	976				981	963
山形	116				76	40
	57,888				36,288	21,600
	499				477	540
茨城	637					
	403,164					
	633					
千葉	19,013	1,140	2,625	2,455	4,278	4,485
	12,171,492	713,340	1,738,260	1,589,220	2,751,300	2,894,400
	640	626	662	647	643	645
東京	4					
	7,776					
	1,944					
新潟	272			2	214	56
	137,052			2,592	108,540	25,920
	504			1,296	507	463
静岡	10					
	7,560					
	756					
兵庫	10,406	945	969		41	1,411
	15,565,511	919,296	929,232		44,064	1,435,536
	1,496	973	959		1,075	1,017
広島	17,287	12				
	24,552,049	21,168				
	1,420	1,764				
福岡	662	127	175	162		
	777,729	143,154	181,818	146,772		
	1,175	1,127	1,039	906		
長崎	305	9				
	403,056	9,720				
	1,321	1,080				

上段：数量=kg
 单位 中断：金額=円
 下段：単価=円

9月	10月	11月	12月	1月	2月	3月
404 1,052,784 2,606	382 1,387,476 3,632	1,162 2,232,479 1,921	4,526 6,162,534 1,362	2,353 2,854,008 1,213	3,436 3,450,492 1,004	5,556 5,273,640 949
702 683,640 974	168 304,020 1,810	284 462,672 1,629	392 571,428 1,458	532 430,515 809	1,156 722,304 625	1,275 714,150 560
450 879,205 1,954	228 683,737 2,999	140 385,171 2,751	195 364,629 1,870	39 58,968 1,512	141 192,519 1,365	156 211,334 1,355
4,253 3,934,494 925	3,399 3,355,890 987	1,466 1,673,303 1,141	882 916,974 1,040	475 454,572 957	376 402,732 1,071	638 526,824 826
10 3,780 378	10 3,240 324					
6 18,792 3,132	6 18,792 3,132	45 225,180 5,004	206 909,360 4,414	54 219,672 4,068	90 369,036 4,100	102 397,224 3,894
6,037 2,957,148 490	8,976 10,012,356 1,115	12,836 15,526,231 1,210	14,363 15,946,334 1,110	10,113 11,793,018 1,166	9,937 11,678,743 1,175	6,859 6,555,404 956
		319 655,257 2,054	537 1,135,322 2,114	478 969,344 2,028	422 784,405 1,859	202 391,910 1,940
588 595,188 1,012	190 223,452 1,176	116 150,552 1,298	50 46,764 935	31 19,894 642		
	168 102,816 612	227 155,196 684	657 434,916 662	264 172,152 652	344 220,104 640	496 319,680 645
3,140 856,440 273	6,592 7,080,966 1,074	7,469 7,196,397 964	6,209 4,327,636 697	4,082 2,967,408 727	4,243 3,800,952 896	2,747 1,459,026 531
	30 15,660 522	325 206,496 635	242 155,088 641		40 25,920 648	
2,230 1,436,076 644	905 484,056 535	340 216,000 635	370 232,200 628	180 116,640 648		5 0 0
	4 7,776 1,944					
	10 7,560 756					
	190 453,762 2,388	1,082 2,172,474 2,008	1,757 3,166,031 1,802	1,212 2,119,770 1,749	1,431 2,400,192 1,677	1,368 1,925,154 1,407
19 37,044 1,950	887 1,636,308 1,845	2,958 4,773,859 1,614	4,404 6,281,820 1,426	3,783 5,298,912 1,401	3,295 4,199,904 1,275	1,929 2,303,034 1,194
			69 80,157 1,162	51 86,994 1,706	54 96,066 1,779	24 42,768 1,782
			68 86,400 1,271	32 41,904 1,310	108 151,200 1,400	88 113,832 1,294

鮮魚

品目別・出荷地	計	4月	5月	6月	7月	8月
かき	1,266		126	180	180	720
大分	696,276		68,040	96,336	99,360	400,140
	550		540	535	552	556
ほっき	73,431	4,563	4,570	6,622	5,911	5,941
合計	43,693,715	2,967,246	3,399,732	3,690,078	3,917,322	4,705,808
平均単価	595	650	744	557	663	792
福島	18,836	12		2,313	2,420	2,122
	8,899,593	2,592		933,746	1,051,110	1,176,368
	472	216		404	434	554
北海道	41,220	4,236	4,210	3,625	3,291	3,734
	30,111,026	2,844,234	3,122,388	2,515,978	2,804,112	3,490,560
	730	671	742	694	852	935
青森	11,219					
	3,722,166					
	332					
宮城	770			570	200	
	255,150			193,050	62,100	
	331			339	311	
茨城	794	291				75
	291,060	99,684				32,400
	367	343				432
千葉	10					10
	6,480					6,480
	648					648
東京	582	24	360	114		
	408,240	20,736	277,344	47,304		
	701	864	770	415		
さざえ	6,414	587	883	722	695	1,289
合計	7,584,268	701,470	891,659	685,519	669,936	1,648,393
平均単価	1,182	1,195	1,010	949	964	1,279
青森	422	53	145	218	1	5
	416,610	58,266	148,198	202,694	1,361	6,091
	987	1,099	1,022	930	1,361	1,218
秋田	295				20	215
	197,100				15,120	142,020
	668				756	661
山形	30				30	
	12,636				12,636	
	421				421	
千葉	1,332	104	103	86	219	398
	1,765,400	144,719	144,331	121,079	269,353	528,185
	1,325	1,392	1,401	1,408	1,230	1,327
東京	20	20				
	23,760	23,760				
	1,188	1,188				
神奈川	85	40	35	10		
	74,520	37,530	28,350	8,640		
	877	938	810	864		
新潟	1,305	25	80	155	280	355
	1,092,291	24,030	61,560	113,346	213,246	307,260
	837	961	770	731	762	866
静岡	15		15			
	14,040		14,040			
	936		936			
島根	615	110	265	135	40	
	458,190	93,420	201,960	89,640	26,190	
	745	849	762	664	655	
福岡	273	5			5	125
	908,615	4,925			4,590	417,150
	3,328	985			918	3,337
長崎	2,022	230	240	118	100	191
	2,621,106	314,820	293,220	150,120	127,440	247,687
	1,296	1,369	1,222	1,272	1,274	1,297
しじみ	85,606	7,771	6,590	6,783	9,689	6,428
合計	57,200,978	5,659,293	4,715,968	4,555,264	6,327,877	4,849,197
平均単価	668	728	716	672	653	754

上段：数量=kg
 单位 中断：金額=円
 下段：単価=円

9月	10月	11月	12月	1月	2月	3月
60 32,400 540						
7,653 4,597,690 601	5,895 3,697,072 627	5,359 3,529,553 659	9,543 4,548,512 477	4,815 2,566,296 533	5,905 2,815,614 477	6,654 3,258,792 490
4,004 1,949,206 487	2,963 1,494,898 505	2,597 1,355,167 522	2,405 936,506 389			
3,269 2,501,496 765	2,932 2,202,174 751	2,762 2,174,386 787	3,549 2,442,636 688	2,706 1,811,052 669	2,804 1,745,550 623	4,102 2,456,460 599
			3,505 1,106,514 316	2,079 747,144 359	3,101 1,070,064 345	2,534 798,444 315
380 146,988 387				30 8,100 270		18 3,888 216
			84 62,856 748			
466 517,104 1,110	322 336,085 1,044	275 331,539 1,206	404 691,891 1,713	165 346,140 2,098	202 254,070 1,258	404 510,462 1,264
	60 39,960 666					
150 203,364 1,356	32 45,295 1,415	15 23,220 1,548	42 66,031 1,572		70 83,052 1,186	113 136,771 1,210
190 171,720 904	115 110,430 960	65 59,649 918	20 15,660 783	5 3,240 648	10 7,560 756	5 4,590 918
30 22,140 738	15 11,880 792					20 12,960 648
1 0 0		5 6,750 1,350	72 259,200 3,600	60 216,000 3,600		
95 119,880 1,262	100 128,520 1,285	190 241,920 1,273	270 351,000 1,300	100 126,900 1,269	122 163,458 1,340	266 356,141 1,339
6,459 4,351,737 674	5,891 3,817,387 648	5,435 3,676,845 677	6,313 4,216,489 668	7,220 4,293,979 595	8,203 5,060,995 617	8,824 5,675,947 643

鮮魚

品目別・出荷地	計	4月	5月	6月	7月	8月
しじみ	7,341	534	357	673	1,039	591
青森	5,218,830	445,986	399,546	528,012	647,190	456,786
	711	835	1,119	785	623	773
茨城	57,920	5,019	4,334	4,153	6,596	5,401
	41,474,407	3,808,433	3,294,850	3,208,072	4,927,657	4,073,703
	716	759	760	772	747	754
千葉	3,692	1,097	255	70	85	20
	2,008,206	581,040	139,644	46,440	50,760	10,800
	544	530	548	663	597	540
東京	4,522	110	222			
	2,167,300	79,444	119,880			
	479	722	540			
静岡	6,455		732	1,512	1,801	11
	2,107,599		233,280	486,000	570,564	2,376
	327		319	321	317	216
愛知	5,484	861	690	375	168	405
	4,112,208	648,972	528,768	286,740	131,706	305,532
	750	754	766	765	784	754
兵庫	24	24				
	46,656	46,656				
	1,944	1,944				
島根	168	126				
	65,772	48,762				
	392	387				
その他貝類	98,646	9,499	9,667	9,385	10,578	10,943
合計	85,088,231	8,122,393	7,818,004	7,680,608	8,542,673	8,655,783
平均単価	863	855	809	818	808	791
福島	3,075	339	358	332	583	251
	3,021,414	180,614	204,282	136,112	769,209	414,526
	983	533	571	410	1,319	1,651
北海道	19,207	1,617	2,248	2,249	3,062	2,053
	26,757,621	2,140,722	2,688,606	2,373,786	2,727,907	2,476,575
	1,393	1,324	1,196	1,055	891	1,206
青森	431	96	12	45	116	115
	201,129	39,691	4,428	16,934	55,458	56,106
	467	413	369	376	478	488
岩手	1,518	295	339	250	330	211
	771,163	103,464	110,808	87,588	215,071	142,668
	508	351	327	350	652	676
宮城	14,066	1,634	1,662	1,691	1,455	1,374
	5,928,499	761,939	720,717	672,157	473,154	570,848
	421	466	434	397	325	415
茨城	7,019	60	83	330	327	360
	6,545,118	155,520	201,096	478,332	453,708	524,502
	932	2,592	2,423	1,449	1,387	1,457
埼玉	684	240	48			36
	517,320	168,480	31,860			33,480
	756	702	664			930
千葉	33,616	3,203	3,209	2,830	2,823	5,008
	15,705,775	1,591,790	1,645,177	1,539,483	1,486,465	2,175,850
	467	497	513	544	527	434
東京	1,941	89	112	327	241	259
	6,031,573	400,140	244,296	790,560	667,872	756,000
	3,107	4,496	2,181	2,418	2,771	2,919
新潟	61			38	23	
	21,600			12,960	8,640	
	354			341	376	
静岡	3,575	216	224	265	575	113
	3,542,778	223,560	276,480	246,240	361,260	194,940
	991	1,035	1,234	929	628	1,725
愛知	1,023	244	174	119	55	59
	2,208,762	565,704	406,134	286,740	137,430	113,022
	2,159	2,318	2,334	2,410	2,499	1,916
山口	860	71	130	64		90
	779,652	64,800	115,506	53,028		71,820
	907	913	889	829		798

上段：数量=kg
 单位 中断：金額=円
 下段：単価=円

9月	10月	11月	12月	1月	2月	3月
1,035	731	414	786	489	326	366
580,824	426,438	265,680	553,284	376,812	302,292	235,980
561	583	642	704	771	927	645
4,377	3,881	3,758	3,535	5,026	5,937	5,903
3,328,761	2,884,536	2,836,249	2,609,287	2,978,809	3,598,567	3,925,483
761	743	755	738	593	606	665
30	85	383	582	280	305	500
24,840	67,554	241,002	281,016	135,324	166,266	263,520
828	795	629	483	483	545	527
		245	1,050	870	870	1,155
		53,136	507,222	422,334	422,820	562,464
		217	483	485	486	487
792	1,092	515				
248,832	376,489	190,058				
314	345	369				
225	60	120	360	555	765	900
168,480	45,360	90,720	265,680	380,700	571,050	688,500
749	756	756	738	686	746	765
	42					
	17,010					
	405					
8,601	7,523	6,738	8,145	4,633	5,447	7,487
7,442,400	6,309,455	5,989,150	7,915,408	4,164,478	4,983,515	7,464,364
865	839	889	972	899	915	997
190	226	122	46	98	189	341
387,720	342,392	160,218	74,822	98,658	90,537	162,324
2,041	1,515	1,313	1,627	1,007	479	476
1,309	673	584	1,554	1,007	1,291	1,560
2,043,263	1,357,344	1,603,584	2,971,188	1,716,444	2,004,048	2,654,154
1,561	2,017	2,746	1,912	1,705	1,552	1,701
17				10		20
13,716				5,400		9,396
807				540		470
79	12	2				
102,492	7,776	1,296				
1,297	648	648				
1,463	941	998	901	723	671	553
612,101	308,286	468,720	471,798	271,577	294,370	302,832
418	328	470	524	376	439	548
909	1,937	1,339	725	122	182	645
936,408	1,365,104	893,759	670,086	80,244	234,144	552,215
1,030	705	667	924	658	1,287	856
96	12		72	36	132	12
76,140	9,720		52,380	28,080	108,540	8,640
793	810		728	780	822	720
2,950	2,320	2,164	2,984	1,614	1,806	2,705
1,174,659	1,017,212	898,349	1,231,904	693,401	736,798	1,514,687
398	438	415	413	430	408	560
199	163	187	144	61	82	77
624,769	714,312	398,520	534,816	258,336	342,144	299,808
3,140	4,382	2,131	3,714	4,235	4,172	3,894
403	306	363	352	173	189	396
418,716	225,504	395,496	380,160	191,700	201,042	427,680
1,039	737	1,090	1,080	1,108	1,064	1,080
50	12	49	10	15	91	145
94,824	18,144	73,008	13,500	22,032	125,172	353,052
1,896	1,512	1,490	1,350	1,469	1,376	2,435
78	69	64	99	83	54	58
63,936	58,590	63,072	107,190	74,574	53,568	53,568
820	849	986	1,083	898	992	924

鮮魚

品目別・出荷地	計	4月	5月	6月	7月	8月
その他貝類	504	194	64	30		80
福岡	668,357	211,485	47,088	60,156		142,430
	1,326	1,090	736	2,005		1,780
長崎	10,643	1,153	968	791	954	894
	10,681,848	1,347,192	981,504	796,932	1,030,266	840,456
	1,004	1,168	1,014	1,007	1,080	940
大分	371	27	24	24	27	40
	1,645,660	145,800	126,360	129,600	145,800	142,560
	4,436	5,400	5,265	5,400	5,400	3,564
鹿児島	52	21	12		7	
	59,962	21,492	13,662		10,433	
	1,153	1,023	1,139		1,490	
貝焼	5,493	1,463	968	383	1,171	769
合計	43,156,190	7,188,588	5,692,140	3,928,385	9,466,078	6,143,963
平均単価	7,857	4,914	5,880	10,257	8,084	7,990
福島	481	32	92	108	95	20
	6,820,130	217,728	1,423,440	1,828,865	1,933,078	456,683
	14,179	6,804	15,472	16,934	20,348	22,834
青森	4,877	1,431	876	275	941	749
	33,526,980	6,970,860	4,268,700	2,099,520	4,723,920	5,687,280
	6,875	4,871	4,873	7,635	5,020	7,593
岩手	135				135	
	2,809,080				2,809,080	
	20,808				20,808	
こんぶ	9,898	918	860	924	765	699
合計	4,796,906	455,544	425,952	453,924	372,924	343,764
平均単価	485	496	495	491	487	492
福島	2					
	17,172					
	8,586					
岩手	9,896	918	860	924	765	699
	4,779,734	455,544	425,952	453,924	372,924	343,764
	483	496	495	491	487	492
わかめ	78,965	5,274	4,248	3,826	6,112	6,454
合計	54,967,171	4,745,385	4,643,725	4,255,349	4,754,893	4,461,801
平均単価	696	900	1,093	1,112	778	691
福島	130	130				
	99,792	99,792				
	768	768				
北海道	150					
	47,520					
	317					
青森	235	38	32	29	26	31
	508,842	75,600	75,600	68,310	61,020	71,010
	2,165	1,989	2,363	2,356	2,347	2,291
岩手	8,372	645	705	729	699	633
	6,195,167	508,518	557,442	549,828	551,286	499,770
	740	788	791	754	789	790
宮城	68,421	4,340	3,385	2,923	5,261	5,652
	45,164,853	3,838,912	3,770,147	3,371,792	3,893,755	3,626,291
	660	885	1,114	1,154	740	642
茨城	132					
	96,984					
	735					
千葉	27					
	38,513					
	1,426					
新潟	40					
	12,690					
	317					
熊本	1,458	121	126	145	126	138
	2,802,810	222,563	240,536	265,419	248,832	264,730
	1,922	1,839	1,909	1,830	1,975	1,918
その他藻類	66,679	7,570	5,486	5,581	4,992	5,275
合計	71,336,280	7,020,924	6,020,523	6,296,212	6,013,760	6,469,800
平均単価	1,070	927	1,097	1,128	1,205	1,227

上段：数量=kg
 单位 中断：金額=円
 下段：単価=円

9月	10月	11月	12月	1月	2月	3月
20		10	35		26	45
12,960		20,736	69,282		30,348	73,872
648		2,074	1,979		1,167	1,642
790	807	827	1,191	662	705	901
729,756	730,296	882,792	1,192,482	594,432	633,204	922,536
924	905	1,067	1,001	898	898	1,024
48	33	29	32	29	29	29
150,940	140,400	129,600	145,800	129,600	129,600	129,600
3,145	4,255	4,469	4,556	4,469	4,469	4,469
	12					
	14,375					
	1,198					
321	100	115	142	56		5
4,823,820	1,620,000	1,879,200	1,923,264	404,352		86,400
15,027	16,200	16,341	13,544	7,221		17,280
36			42	56		
252,720			303,264	404,352		
7,020			7,221	7,221		
285	100	115	100			5
4,571,100	1,620,000	1,879,200	1,620,000			86,400
16,039	16,200	16,341	16,200			17,280
864	846	828	842	678	720	954
422,820	411,480	394,794	414,396	315,252	335,696	450,360
489	486	477	492	465	466	472
			2			
			17,172			
			8,586			
864	846	828	840	678	720	954
422,820	411,480	394,794	397,224	315,252	335,696	450,360
489	486	477	473	465	466	472
6,172	5,801	5,691	5,581	8,927	10,264	10,615
4,287,628	4,012,943	3,963,133	3,677,541	4,846,275	5,106,936	6,211,562
695	692	696	659	543	498	585
			150			
			47,520			
			317			
24	28	7	4	2	4	10
58,320	63,720	12,420	5,400	2,700	5,400	9,342
2,430	2,276	1,774	1,350	1,350	1,350	934
674	558	540	639	1,020	638	892
530,820	428,166	410,508	476,928	518,562	474,947	688,392
788	767	760	746	508	744	772
5,340	5,093	5,046	4,696	7,783	9,443	9,459
3,433,760	3,286,049	3,354,274	2,967,979	4,093,437	4,348,003	5,180,454
643	645	665	632	526	460	548
						132
						96,984
						735
				12	15	
				15,228	23,285	
				1,269	1,552	
					40	
					12,690	
					317	
134	122	98	92	110	124	122
264,728	235,008	185,931	179,714	216,348	242,611	236,390
1,976	1,926	1,897	1,953	1,967	1,957	1,938
5,187	4,890	5,163	4,633	4,428	5,479	7,995
5,406,745	5,096,073	5,191,637	4,807,149	4,519,172	5,792,753	8,701,532
1,042	1,042	1,006	1,038	1,021	1,057	1,088

鮮魚

品目別・出荷地	計	4月	5月	6月	7月	8月
その他藻類	30,152	3,371	2,459	2,519	1,910	2,137
福島	20,309,875	2,175,876	1,671,408	1,700,676	1,290,492	1,450,872
	674	645	680	675	676	679
青森	263	23				
	579,574	48,719				
	2,204	2,118				
岩手	275	134	50	30		55
	267,797	135,173	43,200	25,920		47,520
	974	1,009	864	864		864
宮城	4,686	896	391	292	243	176
	4,829,910	824,639	350,169	288,630	205,848	154,467
	1,031	920	896	988	847	878
秋田	239	27	19	62	63	42
	682,992	79,056	59,616	172,800	181,440	120,960
	2,858	2,928	3,138	2,787	2,880	2,880
茨城	28	15	13			
	58,860	27,540	31,320			
	2,102	1,836	2,409			
群馬	3					
	1,431					
	477					
埼玉	334	334				
	89,423	89,423				
	268	268				
千葉	2,422	273	221	203	218	194
	5,615,337	539,136	440,834	470,038	502,611	470,924
	2,318	1,975	1,995	2,315	2,306	2,427
神奈川	8	1				
	16,588	1,166				
	2,074	1,166				
新潟	209	13	10	13	12	25
	153,468	10,854	6,480	10,854	10,854	17,334
	734	835	648	835	905	693
石川	863	82	96	72	120	60
	613,224	57,564	67,392	50,544	84,240	42,120
	711	702	702	702	702	702
静岡	622			34	8	16
	488,376			34,020	6,804	13,608
	785			1,001	851	851
愛知	2,327	270	180	193	218	263
	4,068,891	389,452	342,665	344,804	419,389	466,110
	1,749	1,442	1,904	1,787	1,924	1,772
三重	3,114	308	272	230	270	280
	2,213,827	199,584	176,256	149,040	174,960	181,440
	711	648	648	648	648	648
広島	1,531	136	187	151	138	79
	1,284,311	91,822	127,612	102,384	179,107	119,252
	839	675	682	678	1,298	1,510
山口	263	12	15	8	12	16
	275,940	14,256	17,172	9,720	14,256	18,792
	1,049	1,188	1,145	1,215	1,188	1,175
愛媛	1					
	10,731					
	10,731					
福岡	177	92	8			
	258,930	136,825	18,792			
	1,463	1,487	2,349			
熊本	18,885	1,572	1,519	1,677	1,692	1,903
	28,465,708	2,134,132	2,466,015	2,606,594	2,652,677	3,215,547
	1,507	1,358	1,623	1,554	1,568	1,690
沖縄	277	11	46	97	88	29
	1,051,087	65,707	201,592	330,188	291,082	150,854
	3,795	5,973	4,382	3,404	3,308	5,202
その他鮮魚	310,880	29,355	33,349	35,379	16,359	15,326
合計	246,608,139	22,433,860	21,934,824	22,400,566	14,043,153	14,186,608
平均単価	793	764	658	633	858	926

上段：数量=kg
 单位 中断：金額=円
 下段：単価=円

9月	10月	11月	12月	1月	2月	3月
2,561 1,714,932 670	2,328 1,576,584 677	2,502 1,678,644 671	1,991 1,358,208 682	2,240 1,498,176 669	2,610 1,779,732 682	3,524 2,414,275 685
7 10,498 1,500	50 104,976 2,100		10 9,342 934	18 65,362 3,631	67 146,439 2,186	88 194,238 2,207
	2 1,728 864				4 14,256 3,564	
184 161,878 880	265 244,702 923	231 220,490 955	149 131,663 884	446 370,857 832	707 1,098,813 1,554	706 777,754 1,102
6 17,280 2,880						20 51,840 2,592
				3 1,431 477		
238 436,472 1,834	156 403,122 2,584	159 417,313 2,625	196 506,888 2,586	173 364,652 2,108	154 384,567 2,497	237 678,780 2,864
	3 8,424 2,808	4 6,998 1,750				
17 14,094 829	37 33,534 906	10 6,480 648	27 20,574 762	5 3,240 648	30 12,690 423	10 6,480 648
60 42,120 702	48 33,696 702	108 75,816 702	61 50,220 823	24 16,848 702	60 42,120 702	72 50,544 702
8 6,804 851		8 6,804 851	12 13,608 1,134		16 13,608 851	520 393,120 756
189 354,135 1,874	159 277,800 1,747	200 345,905 1,730	194 311,691 1,607	86 165,630 1,926	142 221,488 1,560	233 429,822 1,845
250 162,000 648	220 142,560 648	310 200,880 648	285 187,920 659	170 110,160 648	200 145,670 728	319 383,357 1,202
74 117,072 1,582	141 108,346 768	100 71,539 715	85 56,851 669	103 73,591 714	110 76,204 693	227 160,531 707
12 14,256 1,188	137 112,104 818	12 14,256 1,188	15 18,144 1,210		4 4,536 1,134	20 38,448 1,922
						1 10,731 10,731
					40 56,430 1,411	37 46,883 1,267
1,575 2,343,540 1,488	1,344 2,048,497 1,524	1,519 2,146,512 1,413	1,608 2,142,040 1,332	1,160 1,849,225 1,594	1,335 1,796,200 1,345	1,981 3,064,729 1,547
6 11,664 1,944						
25,509 22,108,365 867	24,549 22,310,910 909	31,047 25,029,439 806	32,589 28,125,182 863	23,786 17,451,867 734	20,042 16,543,445 825	23,590 20,039,920 850

鮮魚

品目別・出荷地	計	4月	5月	6月	7月	8月
その他鮮魚	77,513	9,541	8,286	9,276	1,918	1,185
福島	44,741,846	6,165,117	4,761,662	4,970,298	1,209,886	798,297
	577	646	575	536	631	674
北海道	27,998	531	647	936	499	1,007
	20,430,993	273,272	408,723	658,897	433,285	564,840
	730	515	632	704	868	561
青森	26,690	1,058	3,170	3,123	2,288	1,542
	22,630,030	732,313	1,703,301	2,067,631	1,753,521	1,593,929
	848	692	537	662	766	1,034
岩手	6,524	834	856	913	208	352
	4,512,054	455,970	777,948	641,063	139,730	389,479
	692	547	909	702	672	1,106
宮城	22,694	3,581	3,355	2,732	3,570	1,927
	18,978,394	3,020,987	1,784,369	1,123,150	2,059,882	1,163,316
	836	844	532	411	577	604
秋田	357		10			
	125,972		11,405			
	353		1,141			
山形	938	4		63	58	67
	685,119	1,588		36,288	53,979	95,708
	730	397		576	931	1,428
茨城	74,991	6,130	7,946	11,214	2,462	4,233
	47,072,448	3,985,954	4,635,428	5,584,011	1,091,871	2,257,751
	628	650	583	498	443	533
千葉	9,808	1,026	158	450	179	416
	11,484,782	898,491	275,000	376,347	301,243	692,364
	1,171	876	1,741	836	1,683	1,664
東京	6,369	672	1,092	681	586	577
	11,383,891	1,127,342	1,099,527	1,097,174	1,058,867	1,301,519
	1,787	1,678	1,007	1,611	1,807	2,256
神奈川	1,447	973	325	57		
	600,706	259,124	231,109	60,804		
	415	266	711	1,067		
新潟	1,439	79	325	370	223	38
	1,073,666	73,224	238,821	251,607	156,395	37,368
	746	927	735	680	701	983
富山	4,364	162	376	394	202	162
	1,732,800	127,872	170,220	96,962	102,616	116,920
	397	789	453	246	508	722
石川	47					
	54,540					
	1,160					
福井	7		7			
	5,875		5,875			
	839		839			
長野	8,752	1,143	749	844	657	709
	12,400,871	1,355,955	1,066,870	1,159,720	1,009,824	952,515
	1,417	1,186	1,424	1,374	1,537	1,343
静岡	1,108	158	48	96	12	17
	1,344,039	221,444	97,114	116,471	21,611	36,861
	1,213	1,402	2,023	1,213	1,801	2,168
愛知	13,705	1,211	3,363	1,760	325	176
	8,051,702	649,296	1,577,426	745,481	297,540	240,030
	588	536	469	424	916	1,364
三重	1,799	360	315	108		201
	1,690,253	330,642	288,036	99,306		176,418
	940	918	914	920		878
京都	29			29		
	19,224			19,224		
	663			663		
大阪	174	24	24	12		24
	149,042	17,106	17,626	8,813		17,626
	857	713	734	734		734
兵庫	386	18	27	39	29	30
	1,824,552	85,536	128,304	185,328	134,568	142,560
	4,727	4,752	4,752	4,752	4,640	4,752

上段：数量=kg
 单位 中断：金額=円
 下段：単価=円

9月	10月	11月	12月	1月	2月	3月
4,004 2,627,647 656	4,694 2,448,609 522	12,017 6,497,408 541	11,571 5,962,645 515	7,451 3,843,269 516	3,498 2,477,655 708	4,072 2,979,353 732
3,465 2,720,370 785	6,463 3,251,019 503	5,453 4,065,440 746	3,012 4,136,454 1,373	2,436 1,842,507 756	1,753 1,063,081 606	1,796 1,013,105 564
943 2,028,962 2,152	1,342 3,422,984 2,551	1,976 2,117,959 1,072	4,887 3,041,674 622	3,900 2,060,099 528	1,398 883,198 632	1,063 1,224,459 1,152
220 173,729 790	399 299,300 750	1,182 739,793 626	696 302,911 435	321 188,178 586	358 199,142 556	185 204,811 1,107
2,152 1,964,569 913	1,036 2,722,711 2,628	1,137 2,288,362 2,013	782 917,341 1,173	586 639,749 1,092	280 375,538 1,341	1,556 918,420 590
	87 33,631 387			230 46,008 200		30 34,928 1,164
80 78,764 985	27 35,824 1,327					639 382,968 599
8,719 6,326,735 726	6,046 4,928,375 815	5,272 3,719,874 706	5,558 3,986,584 717	4,291 2,581,687 602	7,004 4,202,932 600	6,116 3,771,246 617
722 702,356 973	302 481,604 1,595	354 450,640 1,273	802 1,657,510 2,067	1,000 999,058 999	1,673 2,075,502 1,241	2,726 2,574,667 944
402 933,633 2,322	380 790,431 2,080	332 788,013 2,374	538 1,216,589 2,261	219 537,879 2,456	509 668,947 1,314	381 763,970 2,005
						92 49,669 540
72 59,443 826	12 8,856 738	28 18,252 652	9 5,659 629	15 8,802 587	62 56,187 906	206 159,052 772
109 29,754 273	1,203 357,933 298	327 111,920 342	256 108,389 423	417 253,768 609	162 99,198 612	594 157,248 265
	25 4,320 173					22 50,220 2,283
672 833,603 1,240	703 1,174,046 1,670	400 533,185 1,333	815 1,283,249 1,575	629 956,705 1,521	741 1,038,492 1,401	690 1,036,707 1,502
99 167,421 1,691	200 153,425 767	22 37,520 1,705	6 11,664 1,944	267 235,591 882	106 163,296 1,541	77 81,621 1,060
1,811 861,451 476	587 327,996 559	939 683,964 728	1,225 973,728 795	410 308,664 753	789 490,525 622	1,109 895,601 808
555 480,751 866	0 0 0	31 74,347 2,398	10 22,334 2,233		102 117,331 1,150	117 101,088 864
12 8,813 734	12 8,813 734	20 17,626 881	10 26,439 2,644	6 4,406 734	18 12,961 720	12 8,813 734
15 71,280 4,752	30 142,560 4,752	48 228,096 4,752	81 378,432 4,672	15 71,280 4,752	18 85,536 4,752	36 171,072 4,752

鮮魚

品目別・出荷地	計	4月	5月	6月	7月	8月
その他鮮魚	30				30	
島根	103,680				103,680	
	3,456				3,456	
広島	287	57	10	15	26	2
	433,495	119,502	11,113	36,941	61,344	3,564
	1,510	2,097	1,111	2,463	2,359	1,782
山口	6,453	553	668	518	268	260
	9,284,655	704,193	854,827	676,470	421,165	357,653
	1,439	1,273	1,280	1,306	1,572	1,376
愛媛	793			136	168	125
	1,908,359			394,524	438,058	372,060
	2,407			2,901	2,607	2,976
福岡	6,265	474	409	518	713	439
	12,488,322	982,815	538,729	894,055	1,072,384	958,299
	1,993	2,073	1,317	1,726	1,504	2,183
佐賀	3					
	8,964					
	2,988					
長崎	4,060	605	844	723	718	290
	4,371,062	662,256	921,175	776,984	777,017	300,240
	1,077	1,095	1,091	1,075	1,082	1,035
熊本	71	12	8	9	6	6
	155,390	25,920	19,440	19,440	12,960	12,960
	2,189	2,160	2,430	2,160	2,160	2,160
大分	671	9	86	270	66	120
	767,661	12,636	86,962	154,332	85,920	180,729
	1,144	1,404	1,011	572	1,302	1,506
宮崎	3,527	38	111	29	1,034	1,305
	3,928,759	59,282	133,634	84,294	1,118,880	1,278,828
	1,114	1,560	1,204	2,907	1,082	980
鹿児島	1,581	102	134	64	114	116
	2,164,993	86,023	90,180	64,951	126,927	144,774
	1,369	843	673	1,015	1,113	1,248
その他 合計	9,934	367	313	992	1,169	1,028
平均単価	22,615,332	1,256,122	1,160,271	1,150,247	1,138,703	1,193,913
	2,277	3,423	3,707	1,160	974	1,161
福島	4					
	23,220					
	5,805					
北海道	1,548	8	10			
	2,705,400	12,096	1,080			
	1,748	1,512	108			
青森	1,208	16		48		28
	6,885,245	91,584		150,039		138,672
	5,700	5,724		3,126		4,953
宮城	651	171	176	49	26	72
	3,136,585	798,509	850,004	214,661	144,611	286,372
	4,818	4,670	4,830	4,381	5,562	3,977
茨城	36					
	245,700					
	6,825					
千葉	2,955	136	76	151	177	139
	3,800,060	263,574	181,980	241,728	272,344	208,062
	1,286	1,938	2,394	1,601	1,539	1,497
東京	641	5	11	5	6	10
	2,980,891	7,560	18,360	7,560	15,120	17,496
	4,650	1,512	1,669	1,512	2,520	1,750
静岡	2,806	31	40	739	960	779
	2,687,463	82,799	108,847	536,259	706,628	543,311
	958	2,671	2,721	726	736	697
広島	85					
	150,768					
	1,774					

上段：数量=kg
 单位 中断：金額=円
 下段：単価=円

9月	10月	11月	12月	1月	2月	3月
13		2	4	5	73	80
40,986		3,326	3,456	12,960	33,556	106,747
3,153		1,663	864	2,592	460	1,334
211	383	632	957	734	595	674
265,120	619,204	910,322	1,388,993	1,157,534	924,035	1,005,139
1,256	1,617	1,440	1,451	1,577	1,553	1,491
10	66	59	48	44	41	96
35,640	131,965	118,152	103,680	94,392	88,776	131,112
3,564	1,999	2,003	2,160	2,145	2,165	1,366
341	267	436	751	585	538	794
829,077	567,014	1,133,086	1,685,100	1,224,473	1,040,728	1,562,562
2,431	2,124	2,599	2,244	2,093	1,934	1,968
						3
						8,964
						2,988
465	25	85	80	90	50	85
473,850	21,060	71,280	105,840	113,400	56,160	91,800
1,019	842	839	1,323	1,260	1,123	1,080
9			3	3	6	9
19,440			6,480	6,415	12,960	19,375
2,160			2,160	2,138	2,160	2,153
12			2			106
9,720			10,800			226,562
810			5,400			2,137
324	88	194	223	84	75	22
278,289	57,024	264,717	336,399	152,831	123,585	40,996
859	648	1,365	1,509	1,819	1,648	1,863
72	172	101	263	48	193	202
86,962	322,206	156,157	452,832	112,212	254,124	267,645
1,208	1,873	1,546	1,722	2,338	1,317	1,325
277	833	672	1,283	654	1,205	1,141
525,994	2,750,206	1,952,019	3,367,244	980,572	3,308,265	3,831,776
1,899	3,302	2,905	2,625	1,499	2,745	3,358
	4					
	23,220					
	5,805					
32	148	175	336	284	422	133
46,872	213,894	273,348	534,330	359,316	1,053,000	211,464
1,465	1,445	1,562	1,590	1,265	2,495	1,590
13	381	166	318		48	190
41,148	1,865,097	1,068,617	2,026,944		305,856	1,197,288
3,165	4,895	6,437	6,374		6,372	6,302
21	40	10	54	4	11	17
83,483	237,923	39,765	358,311	15,552	43,783	63,611
3,975	5,948	3,977	6,635	3,888	3,980	3,742
		33	3			
		225,342	20,358			
		6,829	6,786			
153	138	232	537	291	484	441
217,835	168,221	229,544	339,359	422,853	706,579	547,981
1,424	1,219	989	632	1,453	1,460	1,243
15	13	18	12	19	209	318
21,816	17,064	23,760	23,851	20,736	1,109,160	1,698,408
1,454	1,313	1,320	1,988	1,091	5,307	5,341
43	34	28	23	56	31	42
114,840	90,867	74,795	64,091	162,115	89,887	113,024
2,671	2,673	2,671	2,787	2,895	2,900	2,691
	75	10				
	133,920	16,848				
	1,786	1,685				

冷凍

品目別・出荷地	計	4月	5月	6月	7月	8月
冷あじ	19,347	689	1,408	1,851	2,158	454
合計	8,925,265	365,979	1,341,552	1,203,540	922,949	306,827
平均単価	461	531	953	650	428	676
福島	291 329,092 1,131	9 18,561 2,062	6 10,282 1,714	3 1,469 490	3 7,776 2,592	57 53,869 945
宮城	710 494,424 696				70 49,140 702	60 42,120 702
千葉	160 168,999 1,056	20 21,082 1,054		20 21,082 1,054	25 26,698 1,068	25 26,352 1,054
東京	16,016 5,666,043 354	530 235,076 444	336 175,070 521	1,288 475,525 369	2,000 793,435 397	232 132,646 572
三重	858 584,226 681	130 91,260 702	260 169,560 652	60 41,580 693	50 32,400 648	80 51,840 648
兵庫	1,311 1,680,753 1,282		805 984,912 1,223	480 663,884 1,383	10 13,500 1,350	
佐賀	1 1,728 1,728		1 1,728 1,728			
冷さば	356,514	37,535	28,716	30,806	36,988	18,447
合計	146,972,754	14,463,379	13,232,520	13,814,706	12,900,075	8,161,745
平均単価	412	385	461	448	349	442
福島	16,054 19,261,470 1,200	976 1,397,404 1,432	1,012 1,427,436 1,411	1,348 1,577,407 1,170	1,651 1,723,935 1,044	1,061 1,268,836 1,196
青森	2,543 1,556,258 612	110 61,992 564	240 141,912 591	160 92,232 576	470 343,656 731	120 86,832 724
岩手	60 176,902 2,948			36 106,141 2,948	24 70,761 2,948	
宮城	102,354 36,909,184 361	23,478 6,872,926 293	5,625 2,825,151 502	5,870 2,913,129 496	3,150 1,506,795 478	4,625 2,125,671 460
茨城	4,708 895,104 190	410 198,828 485				
埼玉	27 45,820 1,697	10 30,650 3,065				5 8,690 1,738
千葉	8,395 5,156,586 614	1,270 744,485 586	2,250 1,196,983 532	270 201,310 746	830 495,156 597	990 583,976 590
東京	198,991 70,638,681 355	10,636 4,721,284 444	18,124 6,651,070 367	22,332 8,358,095 374	29,013 7,574,702 261	10,849 3,461,398 319
愛知	6,020 1,871,208 311					
三重	14,790 8,490,775 574	450 293,220 652	1,240 818,748 660	550 364,392 663	1,545 917,180 594	582 420,012 722
兵庫	437 684,486 1,566	25 38,910 1,556	35 54,580 1,559	60 95,080 1,585	85 135,050 1,589	75 118,850 1,585
福岡	2,135 1,286,280 602	170 103,680 610	190 116,640 614	180 106,920 594	220 132,840 604	140 87,480 625
冷さんま	240,226	24,454	27,356	7,564	9,327	11,103
合計	84,794,235	6,946,236	7,740,327	2,740,825	5,238,822	7,346,570
平均単価	353	284	283	362	562	662

上段：数量=kg
 单位 中断：金額=円
 下段：単価=円

9月	10月	11月	12月	1月	2月	3月
906 454,820 502	2,508 891,530 355	2,958 1,013,466 343	2,123 693,201 327	818 359,937 440	1,982 801,088 404	1,492 570,376 382
80 71,829 898		53 53,290 1,005	12 26,192 2,183	56 62,548 1,117	6 9,944 1,657	6 13,332 2,222
20 14,040 702	20 14,040 702	20 13,500 675	40 27,594 690	80 54,540 682	310 216,486 698	90 62,964 700
10 10,541 1,054	10 10,541 1,054	10 10,541 1,054	15 15,811 1,054	5 5,270 1,054	5 5,270 1,054	15 15,811 1,054
750 325,902 435	2,323 755,720 325	2,844 909,513 320	2,046 616,530 301	677 237,579 351	1,661 569,388 343	1,329 439,659 331
40 25,920 648	150 105,300 702	26 20,682 795	10 7,074 707			52 38,610 743
6 6,588 1,098	5 5,929 1,186	5 5,940 1,188				
34,102 13,830,804 406	20,100 10,995,968 547	32,711 14,742,004 451	16,596 8,024,388 484	49,623 14,678,216 296	34,693 13,748,113 396	16,197 8,380,836 517
1,449 1,654,225 1,142	1,617 2,017,868 1,248	2,150 2,204,319 1,025	1,245 1,487,427 1,195	1,024 1,351,496 1,320	1,381 1,694,964 1,227	1,140 1,456,153 1,277
170 110,592 651	100 78,300 783	425 254,772 599	80 46,440 581	60 33,372 556	475 229,284 483	133 76,874 578
13,838 4,869,003 352	1,736 1,139,400 656	3,140 1,211,502 386	1,755 1,125,979 642	22,391 6,463,615 289	13,705 4,300,161 314	3,041 1,555,852 512
				58 15,120 261	4,240 681,156 161	
						12 6,480 540
440 303,046 689	350 242,329 692	485 316,265 652	420 287,473 684	360 256,476 712	340 241,205 709	390 287,882 738
13,350 4,907,660 368	13,709 6,252,963 456	19,710 7,499,014 380	12,502 4,657,980 373	24,992 6,079,664 243	12,966 5,927,693 457	10,808 4,547,158 421
3,460 1,125,360 325	1,540 503,496 327				1,020 242,352 238	
1,160 667,548 575	780 544,752 698	6,618 3,131,082 473	381 285,439 749	483 321,863 666	526 405,378 771	475 321,161 676
55 86,450 1,572	58 90,500 1,560	23 34,330 1,493	3 4,050 1,350	5 7,570 1,514		13 19,116 1,470
180 106,920 594	210 126,360 602	160 90,720 567	210 129,600 617	250 149,040 596	40 25,920 648	185 110,160 595
21,541 12,851,357 597	14,017 7,202,952 514	79,991 13,863,118 173	22,723 10,002,246 440	5,226 2,793,188 534	8,900 4,016,837 451	8,024 4,051,757 505

冷凍

品目別・出荷地	計	4月	5月	6月	7月	8月
冷さんま	59,951	6,040	4,810	3,995	5,471	4,377
福島	17,126,503	1,458,097	1,203,012	978,804	1,403,012	1,254,096
	286	241	250	245	256	287
北海道	6,550	50				
	3,396,091	17,820				
	518	356				
青森	21					
	18,144					
	864					
岩手	16,590				955	1,500
	17,328,604				1,951,868	3,147,428
	1,045				2,044	2,098
宮城	121			15	6	5
	356,894			53,914	11,146	12,614
	2,950			3,594	1,858	2,523
茨城	24,017	2,063	1,575	1,675	1,470	1,610
	13,608,206	1,026,054	900,126	945,486	912,101	1,006,344
	567	497	572	564	620	625
千葉	67,500					
	8,748,000					
	130					
東京	65,476	16,301	20,971	1,879	1,425	3,611
	24,211,793	4,444,265	5,637,189	762,621	960,695	1,926,088
	370	273	269	406	674	533
冷かれい 合計 平均単価	193,248	15,693	13,422	14,405	14,242	15,306
	154,900,124	12,783,414	10,184,941	11,083,307	11,449,425	11,905,965
	802	815	759	769	804	778
福島	24,217	2,101	2,013	2,325	2,246	2,178
	26,801,153	2,223,742	1,943,943	1,977,341	2,435,830	2,194,280
	1,107	1,058	966	850	1,085	1,007
青森	10			10		
	2,873			2,873		
	287			287		
岩手	144	54	45			45
	642,298	240,862	200,718			200,718
	4,460	4,460	4,460			4,460
宮城	67,252	4,781	6,040	5,650	5,922	4,980
	46,601,525	3,331,491	3,795,243	4,200,605	4,260,924	3,389,720
	693	697	628	743	720	681
茨城	1,240		5	60	75	
	560,412		2,538	10,368	40,500	
	452		508	173	540	
栃木	2,690					
	1,993,680					
	741					
東京	66,602	5,336	4,369	5,316	4,647	5,413
	58,767,420	4,741,200	3,704,119	4,445,648	4,079,615	4,554,275
	882	889	848	836	878	841
三重	31,089	3,421	950	1,040	1,352	2,690
	19,521,691	2,246,119	538,380	437,400	632,556	1,566,972
	628	657	567	421	468	583
兵庫	4			4		
	9,072			9,072		
	2,268			2,268		
冷たい 合計 平均単価	27,849	2,470	1,275	1,414	1,128	1,538
	38,545,855	2,600,430	2,000,247	2,562,770	1,918,470	2,378,138
	1,384	1,053	1,569	1,812	1,701	1,546
福島	1,951	132	179	187	165	73
	5,298,900	274,488	688,565	603,612	415,001	86,292
	2,716	2,079	3,847	3,228	2,515	1,182
青森	254	85		143		13
	249,474	78,030		126,171		22,291
	982	918		882		1,715
宮城	10,707	1,460	340	356	260	60
	9,385,030	1,039,408	143,748	714,585	477,554	117,720
	877	712	423	2,007	1,837	1,962

上段：数量=kg
 单位 中断：金額=円
 下段：単価=円

9月	10月	11月	12月	1月	2月	3月
4,452	4,535	7,846	6,820	2,469	5,062	4,074
1,292,620	1,133,713	2,375,293	2,080,149	822,604	1,562,613	1,562,490
290	250	303	305	333	309	384
		170	1,860	1,125	1,275	2,070
		90,612	885,060	667,008	733,243	1,002,348
		533	476	593	575	484
					21	
					18,144	
					864	
1,995	970	300	10,205	300	130	235
4,019,617	1,753,213	457,993	4,844,842	417,999	285,827	449,817
2,015	1,807	1,527	475	1,393	2,199	1,914
90		5				
266,606		12,614				
2,962		2,523				
2,948	5,678	2,606	1,184	1,060	1,093	1,055
1,569,024	2,724,678	1,446,374	748,170	727,650	814,339	787,860
532	480	555	632	686	745	747
		67,500				
		8,748,000				
		130				
12,056	2,834	1,564	2,654	272	1,319	590
5,703,490	1,591,348	732,232	1,444,025	157,927	602,671	249,242
473	562	468	544	581	457	422
25,720	17,504	17,144	18,112	12,296	14,086	15,318
16,870,862	14,112,869	13,722,224	16,395,795	10,950,395	12,282,420	13,158,507
656	806	800	905	891	872	859
1,969	1,404	2,594	2,834	1,761	1,301	1,491
2,378,861	1,932,860	2,389,306	3,364,602	2,420,760	1,570,872	1,968,756
1,208	1,377	921	1,187	1,375	1,207	1,320
13,003	5,632	3,901	4,432	4,463	2,954	5,494
6,689,743	4,636,100	2,982,282	3,689,647	3,215,700	2,353,914	4,056,156
514	823	764	833	721	797	738
505	100	145	150			200
231,768	45,360	67,338	69,660			92,880
459	454	464	464			464
		10		580	820	1,280
		10,800		435,456	606,528	940,896
		1,080		751	740	735
6,871	8,034	7,108	5,064	4,482	5,169	4,793
5,475,938	6,117,164	5,983,308	5,159,311	4,096,343	5,558,080	4,852,419
797	761	842	1,019	914	1,075	1,012
3,372	2,334	3,386	5,632	1,010	3,842	2,060
2,094,552	1,381,385	2,289,190	4,112,575	782,136	2,193,026	1,247,400
621	592	676	730	774	571	606
3,196	1,124	2,841	1,946	810	4,022	6,085
5,246,941	2,294,083	4,480,118	3,345,989	1,636,701	3,547,952	6,534,016
1,642	2,041	1,577	1,719	2,021	882	1,074
189	138	122	56	41	419	250
658,929	439,322	459,464	189,502	108,222	580,304	795,199
3,486	3,183	3,766	3,384	2,640	1,385	3,181
	13					
	22,982					
	1,768					
556	150	637	433	95	2,350	4,010
602,359	281,880	653,163	811,620	151,686	1,339,983	3,051,324
1,083	1,879	1,025	1,874	1,597	570	761

冷凍

品目別・出荷地	計	4月	5月	6月	7月	8月
冷たい 茨城	893 674,827 756					
埼玉	480 586,548 1,222	20 19,440 972	20 19,440 972	20 19,440 972	20 19,440 972	
東京	12,017 18,384,584 1,530	773 1,189,064 1,538	736 1,148,494 1,560	708 1,098,962 1,552	683 1,006,475 1,474	1,392 2,151,835 1,546
新潟	6 22,874 3,812					
三重	100 108,000 1,080					
愛媛	1,441 3,835,618 2,662					
冷赤魚 合計 平均単価	496,894 263,038,708 529	28,955 16,928,931 585	25,669 15,193,833 592	16,572 10,470,233 632	23,409 13,723,156 586	42,766 23,802,834 557
福島	77,889 66,427,349 853	5,219 5,314,284 1,018	5,536 5,069,346 916	3,783 3,591,995 950	3,579 3,238,840 905	9,534 7,419,770 778
宮城	257,107 111,825,496 435	12,089 5,388,365 446	10,001 4,528,810 453	4,588 2,111,858 460	6,489 3,189,269 491	18,000 8,438,168 469
千葉	230 437,221 1,901					
東京	138,316 69,641,924 503	10,777 5,451,274 506	9,542 5,055,461 530	7,501 4,125,292 550	9,127 4,847,155 531	13,675 6,823,549 499
三重	9,464 5,004,123 529		10 3,780 378		30 24,300 810	21 12,474 594
大阪	13,882 9,680,563 697	870 775,008 891	580 536,436 925	700 641,088 916	4,179 2,414,952 578	1,536 1,108,873 722
山口	6 22,032 3,672				5 8,640 1,728	
冷さけ 合計 平均単価	88,842 99,463,622 1,120	10,776 8,432,417 783	6,900 9,323,423 1,351	8,927 9,787,880 1,096	6,397 7,152,629 1,118	6,804 7,775,015 1,143
福島	18,005 18,009,178 1,000	4,967 867,998 175	1,018 1,535,673 1,509	2,453 2,868,960 1,170	1,234 1,642,725 1,331	494 814,414 1,649
北海道	183 119,288 652			23 15,795 687	7 9,331 1,333	
宮城	14,127 15,504,908 1,098	571 676,318 1,184	729 915,300 1,256	884 1,011,258 1,144	719 797,472 1,109	735 1,009,530 1,374
茨城	5,631 6,195,636 1,100	513 544,320 1,061	300 324,000 1,080	348 375,840 1,080	338 369,252 1,092	482 518,292 1,075
東京	49,476 57,646,008 1,165	4,355 5,930,681 1,362	4,778 6,469,340 1,354	5,194 5,490,377 1,057	4,099 4,333,849 1,057	4,923 5,137,939 1,044
三重	470 517,860 1,102	370 413,100 1,116	75 79,110 1,055	25 25,650 1,026		
京都	950 1,470,744 1,548					170 294,840 1,734

上段：数量=kg
 单位 中断：金額=円
 下段：単価=円

9月	10月	11月	12月	1月	2月	3月
	6				171	716
	3,726				129,503	541,598
	621				757	756
40	10	50	280	20		
92,664	23,220	115,884	243,540	33,480		
2,317	2,322	2,318	870	1,674		
2,334	640	1,885	868	423	873	702
3,687,833	1,078,963	2,855,829	1,436,475	727,845	941,310	1,061,499
1,580	1,686	1,515	1,655	1,721	1,078	1,512
	2	4				
	8,100	14,774				
	4,050	3,694				
			100			
			108,000			
			1,080			
77	165	143	209	231	209	407
205,156	435,890	381,004	556,852	615,468	556,852	1,084,396
2,664	2,642	2,664	2,664	2,664	2,664	2,664
48,138	72,823	44,226	69,023	23,801	42,931	58,581
25,572,059	33,616,871	22,494,641	34,677,704	13,732,038	22,430,689	30,395,719
531	462	509	502	577	522	519
8,771	5,894	5,131	9,908	5,426	5,739	9,369
6,737,572	4,381,374	4,650,612	8,264,898	4,438,215	5,201,903	8,118,540
768	743	906	834	818	906	867
32,634	51,731	25,639	36,996	6,447	20,728	31,765
14,820,506	21,839,921	10,744,150	15,471,682	3,209,742	8,762,521	13,320,504
454	422	419	418	498	423	419
	73	93	36	20	8	
	138,416	176,867	68,108	38,450	15,380	
	1,896	1,902	1,892	1,923	1,923	
6,001	14,605	11,393	20,788	7,913	12,778	14,216
3,356,002	6,780,556	5,632,224	9,940,609	3,925,492	6,473,281	7,231,029
559	464	494	478	496	507	509
42	70	681	362	2,079	3,177	2,992
25,855	51,732	418,099	219,153	1,026,112	1,660,311	1,562,307
616	739	614	605	494	523	522
690	450	1,288	933	1,916	501	239
632,124	424,872	859,297	713,254	1,094,027	317,293	163,339
916	944	667	764	571	633	683
		1				
		13,392				
		13,392				
8,727	6,329	5,801	13,084	5,214	4,899	4,984
9,717,090	7,755,116	6,597,946	15,175,025	5,871,064	5,897,820	5,978,197
1,113	1,225	1,137	1,160	1,126	1,204	1,199
749	824	1,166	2,071	1,449	902	678
1,101,196	1,199,516	1,506,874	2,427,614	1,806,066	1,170,564	1,067,578
1,470	1,456	1,292	1,172	1,246	1,298	1,575
3				40	50	60
2,362				27,000	30,672	34,128
787				675	613	569
1,687	1,044	1,914	2,900	1,035	819	1,090
1,777,086	1,169,973	1,927,781	3,175,713	1,087,733	812,916	1,143,828
1,053	1,121	1,007	1,095	1,051	993	1,049
554	648	534	630	390	432	462
619,272	709,776	630,180	717,984	423,252	466,560	496,908
1,118	1,095	1,180	1,140	1,085	1,080	1,076
5,564	3,203	2,187	7,483	2,300	2,696	2,694
5,944,474	3,772,647	2,533,111	8,853,714	2,527,013	3,417,108	3,235,755
1,068	1,178	1,158	1,183	1,099	1,267	1,201
170	610					
272,700	903,204					
1,604	1,481					

冷凍

品目別・出荷地	計	4月	5月	6月	7月	8月
冷ます	29,896	1,381	1,566	3,173	768	1,718
合計	45,317,683	2,691,586	2,988,313	3,454,561	1,493,938	3,262,410
平均単価	1,516	1,949	1,908	1,089	1,945	1,899
福島	662 1,190,082 1,798	94 169,668 1,805	3 3,899 1,300	3 3,421 1,140	106 195,998 1,849	
宮城	12,010 16,235,827 1,352	512 1,070,496 2,091	286 617,760 2,160	2,704 2,638,872 976	221 456,948 2,068	154 440,532 2,861
茨城	50 43,200 864				30 25,920 864	
東京	11,365 19,000,651 1,672	418 763,625 1,827	843 1,532,628 1,818	201 324,216 1,613	85 196,506 2,312	1,236 2,210,728 1,789
静岡	65 188,321 2,897	7 19,061 2,723	14 39,038 2,788		6 18,518 3,086	8 22,982 2,873
愛知	40 56,700 1,418					
三重	400 730,296 1,826	300 566,136 1,887				
京都	5,290 7,828,866 1,480	50 102,600 2,052	420 794,988 1,893	260 468,612 1,802	320 600,048 1,875	320 588,168 1,838
山口	5 19,440 3,888			5 19,440 3,888		
福岡	9 24,300 2,700					
冷たら	31,514	2,629	2,240	2,764	2,648	3,615
合計	54,053,406	4,348,478	3,331,959	4,248,859	4,600,836	6,234,156
平均単価	1,715	1,654	1,487	1,537	1,737	1,725
福島	2,460 4,754,966 1,933	138 446,352 3,234	85 139,828 1,645	614 751,924 1,225	327 280,196 857	261 289,035 1,107
宮城	13,076 23,785,492 1,819	1,365 2,341,847 1,716	615 984,762 1,601	838 1,748,540 2,087	381 805,732 2,115	1,100 2,241,042 2,037
茨城	23 12,420 540					
東京	15,405 25,023,600 1,624	1,126 1,560,279 1,386	1,540 2,207,369 1,433	1,292 1,736,515 1,344	1,910 3,494,820 1,830	2,184 3,657,207 1,675
三重	550 476,928 867			20 11,880 594	30 20,088 670	70 46,872 670
冷さわら	12,538	1,199	1,040	1,320	969	921
合計	13,526,020	1,361,541	1,240,029	1,351,300	1,045,308	1,070,743
平均単価	1,079	1,136	1,192	1,024	1,079	1,163
福島	477 1,047,237 2,195	51 95,379 1,870	40 80,379 2,009	30 80,410 2,680	49 114,925 2,345	21 62,671 2,984
岩手	400 984,960 2,462		100 246,240 2,462			100 246,240 2,462
宮城	10 8,225 823				10 8,225 823	
埼玉	122 251,973 2,065	45 137,925 3,065	65 105,300 1,620			

上段：数量=kg
 单位 中断：金額=円
 下段：単価=円

9月	10月	11月	12月	1月	2月	3月
1,829	2,913	3,900	3,944	1,550	1,916	5,238
3,642,785	3,455,287	5,129,903	6,718,788	2,381,497	3,001,746	7,096,869
1,992	1,186	1,315	1,704	1,536	1,567	1,355
37	66	98	17	93	67	78
78,322	119,621	157,820	91,584	134,136	116,424	119,189
2,117	1,812	1,610	5,387	1,442	1,738	1,528
290	2,539	2,635	1,166	405	733	365
590,305	2,663,172	3,017,088	2,179,494	696,924	1,200,360	663,876
2,036	1,049	1,145	1,869	1,721	1,638	1,819
20						
17,280						
864						
1,422	150	859	2,133	1,002	1,116	1,900
2,846,178	390,366	1,434,440	3,459,769	1,464,037	1,684,962	2,693,196
2,002	2,602	1,670	1,622	1,461	1,510	1,417
	8	8	8			6
	23,468	23,755	24,041			17,458
	2,934	2,969	3,005			2,910
						40
						56,700
						1,418
	100					
	164,160					
	1,642					
60	50	300	620	50		2,840
110,700	94,500	496,800	963,900	86,400		3,522,150
1,845	1,890	1,656	1,555	1,728		1,240
						9
						24,300
						2,700
1,831	2,440	2,548	5,242	1,948	1,814	1,795
3,178,474	4,604,301	4,529,603	9,382,929	3,359,359	2,953,349	3,281,103
1,736	1,887	1,778	1,790	1,725	1,628	1,828
128	176	147	117	131	186	150
426,600	617,866	432,001	135,988	352,665	440,860	441,651
3,333	3,511	2,939	1,162	2,692	2,370	2,944
686	1,061	1,479	2,288	1,336	933	994
1,411,039	2,296,805	2,587,934	3,958,051	2,189,729	1,472,719	1,747,292
2,057	2,165	1,750	1,730	1,639	1,578	1,758
						23
						12,420
						540
957	1,055	826	2,801	481	655	578
1,301,415	1,555,170	1,390,436	5,244,178	816,965	1,012,986	1,046,260
1,360	1,474	1,683	1,872	1,698	1,547	1,810
60	148	96	36		40	50
39,420	134,460	119,232	44,712		26,784	33,480
657	909	1,242	1,242		670	670
777	920	746	887	1,493	1,134	1,132
734,144	1,049,934	692,463	797,514	1,825,327	1,193,587	1,164,130
945	1,141	928	899	1,223	1,053	1,028
37	58	46	21	33	33	58
70,322	121,966	109,371	55,284	67,845	54,298	134,387
1,901	2,103	2,378	2,633	2,056	1,645	2,317
	100			100		
	246,240			246,240		
	2,462			2,462		
						12
						8,748
						729

冷凍

品目別・出荷地	計	4月	5月	6月	7月	8月
冷さわら	3,009	333	205	340	280	220
東京	3,816,412	475,809	283,716	477,360	390,420	308,880
	1,268	1,429	1,384	1,404	1,394	1,404
三重	8,520	770	630	950	630	580
	7,417,213	652,428	524,394	793,530	531,738	452,952
	871	847	832	835	844	781
冷めぬけ	3,554	460	204	280	160	210
合計	4,223,988	551,988	250,236	247,644	171,828	268,920
平均単価	1,189	1,200	1,227	884	1,074	1,281
宮城	3,554	460	204	280	160	210
	4,223,988	551,988	250,236	247,644	171,828	268,920
	1,189	1,200	1,227	884	1,074	1,281
冷きす	5,719	526	543	376	401	520
合計	12,676,071	1,083,240	1,010,124	880,416	944,225	1,231,200
平均単価	2,216	2,059	1,860	2,342	2,355	2,368
茨城	2,877	313	140	128	188	475
	6,483,243	661,068	265,680	220,536	359,189	1,135,188
	2,253	2,112	1,898	1,723	1,911	2,390
東京	1,280			25	10	25
	2,793,852			35,100	16,416	39,852
	2,183			1,404	1,642	1,594
山口	1,562	213	403	223	203	20
	3,398,976	422,172	744,444	624,780	568,620	56,160
	2,176	1,982	1,847	2,802	2,801	2,808
冷にしん	22,489	3,433	1,338	2,135	1,617	1,891
合計	6,496,722	986,961	439,644	637,669	469,548	542,129
平均単価	289	287	329	299	290	287
福島	192	10	19	19	10	19
	505,440	25,272	50,544	50,544	25,272	50,544
	2,633	2,527	2,660	2,660	2,527	2,660
北海道	2	2				
	2,592	2,592				
	1,296	1,296				
青森	4					
	3,672					
	918					
茨城	1,470	190	205	155	165	115
	815,292	102,600	110,700	83,700	89,100	62,100
	555	540	540	540	540	540
埼玉	8					
	2,203					
	275					
東京	20,813	3,231	1,114	1,961	1,442	1,757
	5,167,523	856,497	278,400	503,425	355,176	429,485
	248	265	250	257	246	244
冷ほっけ	385,787	143,491	13,474	13,759	5,106	4,665
合計	199,447,843	70,441,534	7,484,163	7,505,481	3,155,600	2,734,107
平均単価	517	491	555	545	618	586
福島	33,999	2,503	1,901	1,869	1,472	1,647
	25,155,990	1,875,570	1,284,155	1,251,982	954,042	1,094,915
	740	749	676	670	648	665
岩手	40				40	
	98,496				98,496	
	2,462				2,462	
宮城	329,196	140,873	11,529	11,849	3,565	2,979
	162,276,688	68,468,904	6,143,544	6,206,616	2,070,672	1,591,315
	493	486	533	524	581	534
茨城	505					
	374,328					
	741					
東京	22,047	115	44	41	29	39
	11,542,341	97,060	56,464	46,883	32,390	47,877
	524	844	1,283	1,143	1,117	1,228
冷いか	101,189	15,974	4,495	6,433	5,453	10,024
合計	153,306,898	22,959,809	8,321,292	11,318,048	10,008,263	14,728,252
平均単価	1,515	1,437	1,851	1,759	1,835	1,469

上段：数量=kg
 单位 中断：金額=円
 下段：単価=円

9月	10月	11月	12月	1月	2月	3月
110 159,840 1,453	102 107,006 1,049	240 236,196 984	306 305,748 999	350 458,847 1,311	439 506,085 1,153	84 106,505 1,268
630 503,982 800	660 574,722 871	460 346,896 754	560 436,482 779	1,010 1,052,395 1,042	650 624,456 961	990 923,238 933
220 251,640 1,144	470 642,168 1,366	620 760,536 1,227	410 464,724 1,133	110 130,464 1,186	230 258,660 1,125	180 225,180 1,251
220 251,640 1,144	470 642,168 1,366	620 760,536 1,227	410 464,724 1,133	110 130,464 1,186	230 258,660 1,125	180 225,180 1,251
440 1,037,340 2,358	420 1,042,686 2,483	580 1,059,642 1,827	485 1,089,828 2,247	408 875,502 2,146	380 894,942 2,355	640 1,526,926 2,386
275 644,976 2,345	375 966,384 2,577	225 542,592 2,412	305 673,596 2,209	83 201,852 2,432	170 449,820 2,646	200 362,362 1,812
65 111,564 1,716	45 76,302 1,696	65 109,890 1,691	170 402,192 2,366	325 673,650 2,073	110 164,322 1,494	440 1,164,564 2,647
100 280,800 2,808		290 407,160 1,404	10 14,040 1,404		100 280,800 2,808	
1,816 465,845 257	2,048 552,150 270	1,603 471,028 294	1,889 545,020 289	1,134 355,465 313	1,828 508,668 278	1,757 522,595 297
	10 25,272 2,527	19 50,544 2,660	19 50,544 2,660	19 50,544 2,660	19 50,544 2,660	29 75,816 2,614
						4 3,672 918
70 37,800 540	85 45,900 540	100 53,892 539	120 64,800 540	120 64,800 540	94 54,000 574	51 45,900 900
				8 2,203 275		
1,746 428,045 245	1,953 480,978 246	1,484 366,592 247	1,750 429,676 246	987 237,918 241	1,715 404,124 236	1,673 397,207 237
98,609 48,757,896 494	35,750 18,425,752 515	27,210 14,487,134 532	17,915 10,259,364 573	5,590 3,433,589 614	10,313 6,773,026 657	9,905 5,990,197 605
2,247 1,847,310 822	2,019 1,722,387 853	3,902 3,056,367 783	2,809 2,104,699 749	2,580 1,802,736 699	7,036 5,147,041 732	4,014 3,014,786 751
96,310 46,842,631 486	28,038 13,787,263 492	9,060 4,244,238 468	13,474 7,275,047 540	2,958 1,556,636 526	2,982 1,389,594 466	5,579 2,700,228 484
					275 207,900 756	230 166,428 724
52 67,955 1,307	5,693 2,916,102 512	14,248 7,186,529 504	1,632 879,618 539	52 74,217 1,427	20 28,491 1,425	82 108,755 1,326
6,038 10,299,168 1,706	4,768 8,851,559 1,856	8,361 12,993,278 1,554	13,212 19,284,677 1,460	5,329 8,549,945 1,604	10,598 10,387,644 980	10,504 15,604,963 1,486

冷凍

品目別・出荷地	計	4月	5月	6月	7月	8月
冷いか 福島	7,851 12,891,939 1,642	666 1,070,604 1,608	989 1,349,558 1,365	493 900,720 1,827	795 1,273,158 1,601	961 1,609,097 1,674
北海道	1,169 3,649,806 3,122	180 613,440 3,408	80 271,296 3,391	170 568,512 3,344	100 297,216 2,972	110 297,216 2,702
青森	24,227 21,227,087 876	1,572 1,489,644 948	1,440 1,376,784 956	1,673 1,606,284 960	1,613 1,515,672 940	2,949 2,684,275 910
宮城	1,563 4,386,096 2,806	146 347,328 2,379	56 163,296 2,916	92 255,096 2,773	116 298,404 2,572	124 374,976 3,024
茨城	10,715 17,212,554 1,606	1,600 2,079,955 1,300	890 1,203,063 1,352	1,395 2,106,552 1,510	915 1,465,824 1,602	1,010 1,660,032 1,644
東京	43,008 50,459,735 1,173	10,686 13,657,323 1,278	9 309,852 34,428	1,663 2,588,915 1,557	841 1,497,690 1,781	3,724 4,333,834 1,164
新潟	9,761 36,708,139 3,761	934 3,264,547 3,495	901 3,338,563 3,705	792 2,948,799 3,723	908 3,277,385 3,609	921 3,227,958 3,505
三重	110 132,840 1,208	10 9,288 929		25 29,700 1,188	10 12,204 1,220	5 6,264 1,253
山口	250 672,132 2,689			10 28,350 2,835	5 14,310 2,862	20 61,020 3,051
沖縄	2,535 5,966,570 2,354	180 427,680 2,376	130 308,880 2,376	120 285,120 2,376	150 356,400 2,376	200 473,580 2,368
冷たこ 合計 平均単価	19,232 24,473,504 1,273	1,455 1,784,916 1,227	1,865 1,868,487 1,002	2,775 5,022,110 1,810	1,080 2,060,695 1,908	2,547 2,677,947 1,051
福島	4,362 5,960,595 1,366	880 1,114,128 1,266	500 675,000 1,350	500 675,000 1,350	500 651,942 1,304	500 675,000 1,350
北海道	5 8,100 1,620					
青森	10,772 10,705,445 994	290 351,605 1,212	1,140 810,454 711	1,050 1,015,416 967	90 187,466 2,083	1,880 1,674,605 891
宮城	165 308,977 1,873	8 21,168 2,646				
茨城	905 775,980 857	50 48,600 972	75 72,900 972	25 24,300 972	50 48,600 972	75 72,900 972
千葉	60 76,680 1,278		40 45,900 1,148		10 13,500 1,350	
東京	2,963 6,637,727 2,240	227 249,415 1,099	110 264,233 2,402	1,200 3,307,394 2,756	430 1,159,187 2,696	92 255,442 2,777
冷えび 合計 平均単価	202,308 518,994,290 2,565	17,735 41,117,222 2,318	16,329 38,663,703 2,368	15,703 38,127,801 2,428	15,243 36,947,927 2,424	20,471 54,623,995 2,668
福島	2,601 9,655,303 3,712	233 903,594 3,878	189 682,674 3,612	235 776,950 3,306	208 810,764 3,898	269 912,811 3,393
北海道	4,633 12,236,940 2,641	504 1,253,232 2,487	559 1,601,208 2,864	244 802,224 3,288	434 1,222,452 2,817	574 1,696,464 2,956
青森	8 27,432 3,429				4 12,312 3,078	

上段：数量=kg
 单位 中断：金額=円
 下段：単価=円

9月	10月	11月	12月	1月	2月	3月
788 1,244,192 1,579	647 1,094,990 1,692	658 1,100,872 1,673	979 1,769,815 1,808	548 1,044,547 1,906	195 295,390 1,515	132 138,996 1,053
45 98,496 2,189	40 100,224 2,506	70 208,440 2,978	138 455,976 3,304	36 99,414 2,762	110 361,152 3,283	90 278,424 3,094
1,639 1,545,156 943	1,641 1,538,352 937	2,945 2,395,548 813	3,681 2,776,356 754	938 825,034 880	975 860,328 882	3,161 2,613,654 827
120 281,880 2,349	143 409,752 2,865	154 444,636 2,887	226 661,824 2,928	138 398,952 2,891	96 290,304 3,024	152 459,648 3,024
1,020 1,625,109 1,593	590 1,077,734 1,827	690 1,290,436 1,870	795 1,483,322 1,866	500 846,995 1,694	520 910,355 1,751	790 1,463,177 1,852
1,335 2,122,909 1,590	719 1,182,499 1,645	2,835 3,747,537 1,322	5,871 7,203,536 1,227	2,327 2,221,182 955	7,823 4,615,002 590	5,175 6,979,456 1,349
931 3,004,452 3,227	833 3,098,196 3,719	789 3,295,134 4,176	857 3,394,872 3,961	612 2,559,114 4,182	624 2,440,467 3,911	659 2,858,652 4,338
5 6,264 1,253	15 18,792 1,253	5 6,264 1,253	20 25,056 1,253		5 6,264 1,253	10 12,744 1,274
5 14,310 2,862				80 207,825 2,598	95 248,272 2,613	35 98,045 2,801
150 356,400 2,376	140 331,020 2,364	215 504,411 2,346	645 1,513,920 2,347	150 346,882 2,313	155 360,110 2,323	300 702,167 2,341
1,138 1,432,231 1,259	2,173 2,307,020 1,062	3,656 4,004,564 1,095	1,178 1,591,898 1,351	511 690,789 1,352	251 390,247 1,555	603 642,600 1,066
500 718,200 1,436	520 745,578 1,434	400 574,560 1,436	23 67,813 2,948	9 15,746 1,750		30 47,628 1,588
	5 8,100 1,620					
550 597,823 1,087	1,460 1,341,079 919	3,140 3,271,622 1,042	980 1,222,657 1,248	172 175,435 1,020	20 57,283 2,864	
8 21,168 2,646	28 27,583 985	67 90,882 1,356	30 84,672 2,822		16 42,336 2,646	8 21,168 2,646
50 48,600 972	100 97,200 972	5 4,860 972	5 4,860 972	50 48,600 972	75 72,900 972	345 231,660 671
10 17,280 1,728						
20 29,160 1,458	60 87,480 1,458	44 62,640 1,424	140 211,896 1,514	280 451,008 1,611	140 217,728 1,555	220 342,144 1,555
13,870 35,507,086 2,560	13,802 36,279,218 2,629	15,088 39,269,099 2,603	32,090 94,143,352 2,934	13,548 32,834,197 2,424	13,070 32,884,274 2,516	15,359 38,596,416 2,513
141 500,432 3,549	158 641,678 4,061	239 911,109 3,812	283 1,241,010 4,385	79 374,666 4,743	313 993,992 3,176	254 905,623 3,565
423 967,010 2,286	342 1,160,352 3,393	394 1,260,360 3,199	382 1,145,254 2,998	162 292,464 1,805	180 129,600 720	435 706,320 1,624
						4 15,120 3,780

冷凍

品目別・出荷地	計	4月	5月	6月	7月	8月
冷えび	66,348	6,924	4,405	4,854	4,785	6,144
宮城	166,345,139	14,834,183	10,701,106	11,170,691	11,500,723	15,394,892
	2,507	2,142	2,429	2,301	2,403	2,506
茨城	294		15			
	981,396		17,820			
	3,338		1,188			
千葉	3,480	424	398	232	124	389
	9,829,318	1,263,708	1,222,528	781,596	381,726	1,187,568
	2,825	2,980	3,072	3,369	3,078	3,053
東京	64,510	5,080	5,540	4,322	5,500	6,911
	139,946,160	10,494,607	10,088,678	9,211,368	12,099,948	15,303,321
	2,169	2,066	1,821	2,131	2,200	2,214
岐阜	38,343	3,115	3,615	4,295	3,188	3,510
	89,307,063	7,529,606	7,875,107	9,579,361	7,335,096	8,265,033
	2,329	2,417	2,178	2,230	2,301	2,355
愛知	34	10				9
	291,103	64,411				69,552
	8,562	6,441				7,728
三重	21,583	1,435	1,608	1,452	1,000	2,660
	88,238,334	4,727,441	6,474,582	5,710,279	3,584,906	11,771,134
	4,088	3,294	4,026	3,933	3,585	4,425
兵庫	174	10		69		5
	516,102	46,440		95,332		23,220
	2,966	4,644		1,382		4,644
広島	300					
	1,620,000					
	5,400					
冷きんき	48,301	6,193	2,198	4,551	5,091	4,026
合計	43,183,072	5,787,834	1,978,068	3,831,310	4,631,815	3,959,267
平均単価	894	935	900	842	910	983
福島	1,618	179	114	152	78	226
	4,335,128	512,503	311,040	423,727	242,028	595,890
	2,679	2,863	2,728	2,788	3,103	2,637
宮城	46,683	6,014	2,084	4,399	5,013	3,800
	38,847,944	5,275,331	1,667,028	3,407,583	4,389,787	3,363,377
	832	877	800	775	876	885
冷メルルーサ	442	24	56	21	43	29
合計	577,901	28,308	67,404	22,908	53,223	42,331
平均単価	1,307	1,180	1,204	1,091	1,238	1,460
福島	18	3				3
	64,201	5,400				10,309
	3,567	1,800				3,436
宮城	100		15		15	5
	159,840		22,680		22,680	9,720
	1,598		1,512		1,512	1,944
東京	324	21	41	21	28	21
	353,860	22,908	44,724	22,908	30,543	22,302
	1,092	1,091	1,091	1,091	1,091	1,062
冷くじら	904	71	77	128	70	73
合計	2,562,453	167,878	230,367	191,626	208,764	218,052
平均単価	2,835	2,364	2,992	1,497	2,982	2,987
宮城	505	8		23	35	73
	1,612,197	14,170		46,375	120,204	218,052
	3,192	1,771		2,016	3,434	2,987
東京	399	63	77	105	35	
	950,256	153,708	230,367	145,251	88,560	
	2,382	2,440	2,992	1,383	2,530	
冷かに	78,265	4,731	3,137	3,523	5,849	5,057
合計	240,893,578	12,209,485	10,389,333	9,988,212	15,875,973	15,909,643
平均単価	3,078	2,581	3,312	2,835	2,714	3,146
福島	3,888	180	462	288	116	684
	18,510,319	574,841	2,833,920	1,236,816	601,344	3,345,900
	4,761	3,194	6,134	4,295	5,184	4,892
北海道	5,328	568	405	615	369	223
	18,612,296	1,457,568	1,026,432	1,120,500	910,980	638,604
	3,493	2,566	2,534	1,822	2,469	2,864

上段：数量=kg
 单位 中断：金額=円
 下段：単価=円

9月	10月	11月	12月	1月	2月	3月
6,033 15,041,567 2,493	4,983 13,244,128 2,658	5,660 14,749,463 2,606	9,064 24,567,580 2,710	4,333 10,407,840 2,402	4,023 11,508,674 2,861	5,140 13,224,292 2,573
		12 44,064 3,672	48 176,256 3,672	72 264,384 3,672	48 176,256 3,672	99 302,616 3,057
365 966,924 2,649	210 571,320 2,721	161 382,968 2,379	374 930,636 2,488	250 581,040 2,324	172 501,228 2,914	381 1,058,076 2,777
3,441 7,703,326 2,239	3,522 7,886,983 2,239	4,026 9,125,919 2,267	10,628 25,803,405 2,428	5,242 10,009,370 1,909	5,082 10,567,620 2,079	5,216 11,651,615 2,234
2,073 4,799,211 2,315	2,933 6,559,256 2,236	2,843 6,408,789 2,254	6,393 16,250,949 2,542	1,946 4,491,201 2,308	2,009 4,545,195 2,262	2,423 5,668,259 2,339
5 51,840 10,368		5 51,840 10,368	5 53,460 10,692			
1,384 5,453,556 3,940	1,644 6,169,061 3,752	1,738 6,301,517 3,626	4,583 22,242,222 4,853	1,454 6,366,792 4,379	1,228 4,405,419 3,587	1,397 5,031,425 3,602
5 23,220 4,644	10 46,440 4,644	10 33,070 3,307	30 112,580 3,753	10 46,440 4,644	15 56,290 3,753	10 33,070 3,307
			300 1,620,000 5,400			
3,427 3,163,302 923	2,221 2,064,096 929	3,753 3,123,368 832	7,960 7,155,810 899	3,983 2,868,966 720	1,908 1,971,061 1,033	2,990 2,648,175 886
220 549,741 2,499	44 120,150 2,731	30 64,800 2,160	372 980,444 2,636	90 181,440 2,016	0 1,890 0	113 351,475 3,110
3,207 2,613,561 815	2,177 1,943,946 893	3,723 3,058,568 822	7,588 6,175,366 814	3,893 2,687,526 690	1,908 1,969,171 1,032	2,877 2,296,700 798
22 30,316 1,378	27 45,036 1,668	53 70,514 1,330	35 38,935 1,112	46 66,431 1,444	43 53,828 1,252	43 58,667 1,364
	3 12,182 4,061	3 11,675 3,892		3 12,960 4,320		3 11,675 3,892
15 22,680 1,512	10 17,280 1,728	10 15,120 1,512		10 17,280 1,728	15 22,680 1,512	5 9,720 1,944
7 7,636 1,091	14 15,574 1,112	40 43,719 1,093	35 38,935 1,112	33 36,191 1,097	28 31,148 1,112	35 37,272 1,065
62 222,426 3,588	62 217,539 3,509	82 207,317 2,528	69 224,910 3,260	55 193,644 3,521	96 267,246 2,784	59 212,684 3,605
53 190,026 3,585	45 160,839 3,574	54 166,817 3,089	64 200,610 3,135	52 177,444 3,412	45 137,376 3,053	53 180,284 3,402
9 32,400 3,600	17 56,700 3,335	28 40,500 1,446	5 24,300 4,860	3 16,200 5,400	51 129,870 2,546	6 32,400 5,400
3,955 11,057,088 2,796	4,132 11,144,962 2,697	5,874 16,413,380 2,794	31,272 106,960,473 3,420	4,818 12,845,966 2,666	2,991 8,694,573 2,907	2,926 9,404,490 3,214
272 1,384,077 5,089	396 1,429,151 3,609	252 1,027,713 4,078	861 4,120,849 4,786	179 903,443 5,047	138 744,638 5,396	60 307,627 5,127
562 1,291,572 2,298	60 178,632 2,977	153 528,984 3,457	2,242 11,054,173 4,930	35 134,041 3,830	52 133,056 2,559	44 137,754 3,131

冷凍

品目別・出荷地	計	4月	5月	6月	7月	8月
冷かに	17,106	1,937	425	548	1,574	1,854
宮城	52,081,445	4,697,028	1,243,830	1,390,727	4,485,893	5,123,511
	3,045	2,425	2,927	2,538	2,850	2,763
茨城	6,439	262	189	130	258	298
	19,178,424	728,784	669,168	378,216	780,192	891,216
	2,978	2,782	3,541	2,909	3,024	2,991
栃木	20					
	12,744					
	637					
千葉	5,572	117	178	491	1,340	404
	16,604,968	526,068	766,541	1,741,856	3,007,466	1,226,826
	2,980	4,496	4,306	3,548	2,244	3,037
東京	22,185	1,262	1,238	1,113	1,560	689
	60,416,768	2,908,504	3,109,167	2,986,745	4,169,232	1,782,792
	2,723	2,305	2,511	2,684	2,673	2,588
神奈川	534				2	116
	2,245,439				14,753	686,448
	4,205				7,377	5,918
愛知	1,775	9			25	375
	4,351,211	16,653			63,180	840,240
	2,451	1,850			2,527	2,241
大阪	10,090	295	115	225	135	185
	24,622,272	721,872	288,360	551,880	333,180	416,880
	2,440	2,447	2,507	2,453	2,468	2,253
兵庫	176	4	22	6	104	8
	733,752	23,760	109,512	23,760	386,640	47,520
	4,169	5,940	4,978	3,960	3,718	5,940
鳥取	613	44	76	50	84	100
	2,443,520	345,427	249,199	345,427	308,815	353,700
	3,986	7,851	3,279	6,909	3,676	3,537
福岡	2,656	1	1	27	32	85
	15,060,759	25,380	4,212	113,141	139,622	414,634
	5,670	25,380	4,212	4,190	4,363	4,878
長崎	1,883	52	26	30	250	36
	6,019,661	183,600	88,992	99,144	674,676	141,372
	3,197	3,531	3,423	3,305	2,699	3,927
冷かつお	162,350	14,712	13,322	12,107	8,188	10,949
合計	182,363,375	15,754,537	14,426,993	12,275,134	8,254,701	11,500,994
平均単価	1,123	1,071	1,083	1,014	1,008	1,050
福島	26,935	2,576	2,830	3,578	3,018	3,523
	18,348,902	1,726,380	1,963,213	2,359,821	2,097,522	2,439,180
	681	670	694	660	695	692
宮城	13,775	1,200	519	312	9	6
	15,297,595	1,399,097	645,570	387,504	14,094	10,368
	1,111	1,166	1,244	1,242	1,566	1,728
茨城	1,095		375	720		
	1,062,985		368,713	694,272		
	971		983	964		
東京	5,637			1,200		
	4,816,487			1,179,361		
	854			983		
静岡	114,908	10,936	9,598	6,297	5,161	7,420
	142,837,406	12,629,060	11,449,497	7,654,176	6,143,085	9,051,446
	1,243	1,155	1,193	1,216	1,190	1,220
冷あゆ	1,720	160	60	160	250	310
合計	2,606,526	206,280	103,680	255,960	378,540	527,580
平均単価	1,515	1,289	1,728	1,600	1,514	1,702
福島	10					10
	49,680					49,680
	4,968					4,968
東京	1,710	160	60	160	250	300
	2,556,846	206,280	103,680	255,960	378,540	477,900
	1,495	1,289	1,728	1,600	1,514	1,593
冷ほたて	25,659	1,968	1,653	1,567	1,750	2,709
合計	59,306,393	4,529,088	4,365,317	4,643,028	4,123,559	6,680,249
平均単価	2,311	2,301	2,641	2,963	2,356	2,466

上段：数量=kg
 单位 中断：金額=円
 下段：単価=円

9月	10月	11月	12月	1月	2月	3月
1,157	1,168	1,399	3,931	1,254	931	928
3,306,852	3,595,423	4,790,518	13,658,047	3,470,167	3,156,732	3,162,717
2,858	3,078	3,424	3,474	2,767	3,391	3,408
143	152	398	4,159	167	171	112
475,848	488,592	1,240,488	12,184,884	474,444	533,952	332,640
3,328	3,214	3,117	2,930	2,841	3,123	2,970
			10		10	
			9,504		3,240	
			950		324	
47	53	152	2,346	120	180	144
242,611	268,704	759,888	5,583,492	589,680	1,091,880	799,956
5,162	5,070	4,999	2,380	4,914	6,066	5,555
1,338	1,789	2,036	7,362	1,940	927	931
2,854,043	3,676,877	3,505,778	26,832,907	4,267,482	1,523,352	2,799,889
2,133	2,055	1,722	3,645	2,200	1,643	3,007
10	22	20	364			
58,860	80,892	69,228	1,335,258			
5,886	3,677	3,461	3,668			
208	130	326	660	8	7	27
490,298	324,540	813,672	1,621,512	36,288	13,608	131,220
2,357	2,496	2,496	2,457	4,536	1,944	4,860
80	230	725	6,130	935	520	515
200,880	589,140	1,764,180	15,020,370	2,289,330	1,263,060	1,183,140
2,511	2,561	2,433	2,450	2,448	2,429	2,297
4	4	10		4		10
23,760	23,760	47,520		23,760		23,760
5,940	5,940	4,752		5,940		2,376
46	33	36	82	24	14	24
271,123	77,803	110,743	213,106	57,715	36,115	74,347
5,894	2,358	3,076	2,599	2,405	2,580	3,098
66	61	253	2,066	24	18	22
371,952	292,216	1,374,508	11,945,150	164,268	94,284	121,392
5,636	4,790	5,433	5,782	6,845	5,238	5,518
22	34	114	1,059	128	23	109
85,212	119,232	380,160	3,381,221	435,348	100,656	330,048
3,873	3,507	3,335	3,193	3,401	4,376	3,028
11,446	14,452	16,287	18,512	14,453	11,838	16,084
13,184,811	16,955,856	19,022,649	22,725,594	17,556,345	13,270,820	17,434,941
1,152	1,173	1,168	1,228	1,215	1,121	1,084
1,716	1,936	1,674	1,389	1,084	1,188	2,423
1,171,692	1,327,498	1,113,156	956,880	757,134	823,824	1,612,602
683	686	665	689	698	693	666
6	8	33	3,945	3,759	1,065	2,913
10,368	10,368	48,276	4,212,324	3,948,750	1,391,742	3,219,134
1,728	1,296	1,463	1,068	1,050	1,307	1,105
132	1,305			123	2,631	246
118,325	1,169,801			96,309	2,060,073	192,618
896	896			783	783	783
9,592	11,203	14,580	13,178	9,487	6,954	10,502
11,884,426	14,448,189	17,861,217	17,556,390	12,754,152	8,995,181	12,410,587
1,239	1,290	1,225	1,332	1,344	1,294	1,182
130	50	140	160	80	110	110
192,780	62,046	212,760	223,020	123,120	160,920	159,840
1,483	1,241	1,520	1,394	1,539	1,463	1,453
130	50	140	160	80	110	110
192,780	62,046	212,760	223,020	123,120	160,920	159,840
1,483	1,241	1,520	1,394	1,539	1,463	1,453
1,877	1,163	2,321	3,978	1,888	1,612	3,173
4,394,044	2,632,188	5,241,090	9,456,344	3,887,190	3,574,175	5,780,121
2,341	2,263	2,258	2,377	2,059	2,217	1,822

冷凍

品目別・出荷地	計	4月	5月	6月	7月	8月
冷ほたて	285	57	30			
福島	647,676	123,120	64,800			
	2,273	2,160	2,160			
北海道	257	27	25	38	13	15
	512,136	74,520	48,816	74,952	25,488	29,376
	1,993	2,760	1,953	1,972	1,961	1,958
青森	3,746	150	100	10	140	120
	6,378,654	224,100	148,500	23,760	330,696	305,316
	1,703	1,494	1,485	2,376	2,362	2,544
宮城	4,003	75	339	501	550	115
	8,850,790	185,220	1,096,481	1,566,454	1,605,928	245,079
	2,211	2,470	3,234	3,127	2,920	2,131
群馬	4,340	530	370	290	200	710
	11,372,318	1,222,020	908,280	848,070	615,103	1,937,844
	2,620	2,306	2,455	2,924	3,076	2,729
東京	12,893	1,129	781	720	847	1,749
	31,134,365	2,700,108	2,085,480	2,114,240	1,546,344	4,162,634
	2,415	2,392	2,670	2,936	1,826	2,380
京都	135		8	8		
	410,454		12,960	15,552		
	3,040		1,620	1,944		
冷食品	539,297	41,639	41,004	41,492	61,751	51,995
合計	861,258,899	65,597,923	62,151,661	77,754,579	158,057,495	82,414,664
平均単価	1,597	1,575	1,516	1,874	2,560	1,585
福島	49,990	3,493	4,843	3,006	3,091	5,520
	39,064,491	3,163,817	3,493,584	1,932,164	2,121,813	4,203,861
	781	906	721	643	686	762
北海道	4,503	465	543	450	355	388
	8,195,634	844,128	983,880	822,096	651,208	707,616
	1,820	1,815	1,812	1,827	1,834	1,824
青森	103				18	
	195,296				23,220	
	1,896				1,290	
岩手	958	307	81	29	50	40
	1,304,955	396,344	101,041	63,607	52,380	104,760
	1,362	1,291	1,247	2,193	1,048	2,619
宮城	120,439	6,250	7,640	8,640	16,770	12,526
	199,235,361	8,991,531	10,366,319	17,146,167	42,201,927	22,193,928
	1,654	1,439	1,357	1,985	2,517	1,772
秋田	14,460	1,080	1,464	1,116	1,128	1,560
	7,114,737	531,360	720,576	549,590	555,250	763,776
	492	492	492	492	492	490
山形	48		8	24		
	55,424		21,708	12,182		
	1,155		2,714	508		
茨城	33,034	3,644	3,184	3,125	4,048	3,457
	63,444,215	7,802,298	6,272,262	6,255,716	9,454,882	7,176,697
	1,921	2,141	1,970	2,002	2,336	2,076
栃木	1,132				1	
	1,580,459				0	
	1,396				0	
埼玉	3,070	222	243	175	389	221
	2,951,277	223,950	230,883	155,131	273,780	214,942
	961	1,009	950	886	704	973
千葉	77	10	5	20		10
	306,288	45,360	22,680	78,840		45,360
	3,978	4,536	4,536	3,942		4,536
東京	209,312	18,215	17,251	16,283	18,515	19,242
	236,022,168	24,490,692	20,787,859	18,994,342	20,118,830	21,562,097
	1,128	1,345	1,205	1,167	1,087	1,121
神奈川	21					
	33,156					
	1,579					
新潟	3,140	141	99	220	150	159
	3,926,527	113,444	87,911	183,643	209,994	168,684
	1,250	805	888	835	1,400	1,061

上段：数量=kg
 单位 中断：金額=円
 下段：単価=円

9月	10月	11月	12月	1月	2月	3月
		15	75	54	27	27
		34,830	174,150	125,388	62,694	62,694
		2,322	2,322	2,322	2,322	2,322
18	18	30	35	5	8	25
34,776	34,776	72,900	56,700	9,936	14,688	35,208
1,932	1,932	2,430	1,620	1,987	1,836	1,408
50	340	848	1,133	210	304	341
125,820	571,795	1,481,976	1,923,588	347,220	465,665	430,218
2,516	1,682	1,748	1,698	1,653	1,532	1,262
68	120	55	561	36	80	1,503
111,024	291,600	75,600	1,474,740	55,080	113,508	2,030,076
1,633	2,430	1,375	2,629	1,530	1,419	1,351
350	170	180	80	100	630	730
872,208	421,308	434,916	225,463	271,080	1,640,412	1,975,614
2,492	2,478	2,416	2,818	2,711	2,604	2,706
1,391	515	1,193	1,983	1,483	555	547
3,250,216	1,312,709	3,140,868	5,245,249	3,078,486	1,251,720	1,246,311
2,337	2,549	2,633	2,645	2,076	2,255	2,278
			111		8	
			356,454		25,488	
			3,211		3,186	
46,702	39,620	39,843	54,902	40,013	37,721	42,615
68,980,789	54,281,649	55,574,157	75,956,898	57,634,270	47,870,864	54,983,950
1,477	1,370	1,395	1,383	1,440	1,269	1,290
3,655	3,114	4,169	6,982	3,431	4,932	3,754
2,964,868	2,860,529	3,393,813	5,786,044	2,447,639	3,277,425	3,418,934
811	919	814	829	713	665	911
380	385	263	355	185	354	380
693,770	702,648	478,656	647,352	335,880	636,984	691,416
1,826	1,825	1,820	1,824	1,816	1,799	1,820
55	6	5				19
131,868	7,484	4,860				27,864
2,398	1,247	972				1,467
	20	241	40	110	20	20
	52,380	239,171	104,760	85,752	52,380	52,380
	2,619	992	2,619	780	2,619	2,619
14,529	9,136	8,989	10,781	10,101	7,574	7,503
23,837,540	15,063,642	12,657,180	14,340,477	16,963,740	8,784,032	6,688,878
1,641	1,649	1,408	1,330	1,679	1,160	891
1,164	1,056	984	1,668	1,176	900	1,164
574,085	520,214	484,358	819,245	582,552	440,640	573,091
493	493	492	491	495	490	492
					16	
					21,534	
					1,346	
2,298	2,213	1,998	2,687	2,139	2,036	2,205
4,050,756	4,167,722	3,377,484	4,812,374	3,260,736	3,494,988	3,318,300
1,763	1,883	1,690	1,791	1,524	1,717	1,505
		50	20	5	550	506
		58,710	23,484	5,871	772,493	719,901
		1,174	1,174	1,174	1,405	1,423
319	162	279	272	156	233	399
344,866	135,069	286,027	289,721	140,162	235,871	420,875
1,081	834	1,025	1,065	898	1,012	1,055
	5	1	5	5	1	15
	22,680	0	22,680	22,680	0	46,008
	4,536	0	4,536	4,536	0	3,067
16,608	16,865	16,196	19,140	16,121	15,877	18,999
17,101,209	17,569,258	17,630,082	19,594,817	17,322,751	17,749,951	23,100,280
1,030	1,042	1,089	1,024	1,075	1,118	1,216
		6			15	
		10,800			22,356	
		1,800			1,490	
704	576	261	299	128	152	251
1,001,359	830,822	333,538	351,891	190,261	175,972	279,008
1,422	1,442	1,278	1,177	1,486	1,158	1,112

冷凍

品目別・出荷地	計	4月	5月	6月	7月	8月
冷食品	100					
富山	184,183					
	1,842					
長野	196	5	30	5	3	13
	335,928	8,640	52,812	8,640	4,320	24,754
	1,714	1,728	1,760	1,728	1,440	1,904
岐阜	4,750	277	275	208	147	262
	7,476,552	447,707	445,960	334,245	236,764	436,439
	1,574	1,616	1,622	1,607	1,611	1,666
静岡	189	0		52	88	10
	736,685	2,052		189,376	430,509	37,800
	3,898	0		3,642	4,892	3,780
愛知	648		100		500	16
	4,957,200		761,400		3,807,000	129,600
	7,650		7,614		7,614	8,100
三重	1,272	142	190	90	152	110
	1,902,656	121,159	344,801	121,068	344,272	198,547
	1,496	853	1,815	1,345	2,265	1,805
大阪	6,963	753	621	683	2,610	420
	18,866,179	2,045,952	1,725,452	1,956,970	6,509,823	1,053,756
	2,709	2,717	2,779	2,865	2,494	2,509
兵庫	51,200	4,798	2,335	3,626	3,256	5,450
	91,308,643	8,930,360	4,279,827	6,875,119	6,245,472	10,934,571
	1,783	1,861	1,833	1,896	1,918	2,006
鳥取	2,114	225	205	135	155	175
	3,563,447	378,693	345,789	226,905	261,016	295,438
	1,686	1,683	1,687	1,681	1,684	1,688
広島	23,565	806	1,598	3,177	9,757	1,655
	153,554,814	5,481,345	10,658,304	21,178,884	63,498,751	10,792,473
	6,516	6,801	6,670	6,666	6,508	6,521
山口	83			13	13	5
	124,416			19,440	19,440	7,776
	1,499			1,495	1,495	1,555
香川	1,732	114	109	160	137	88
	1,357,605	88,960	103,003	126,533	119,081	64,249
	784	780	945	791	869	730
愛媛	6,166	690	180	255	415	665
	13,273,244	1,485,055	345,610	523,921	887,220	1,293,220
	2,153	2,152	1,920	2,055	2,138	1,945
福岡	32	2			3	3
	187,359	5,076			30,543	4,320
	5,855	2,538			10,181	1,440
冷ブローラー	4,243	255	265	335	1,030	235
合計	5,975,789	356,292	386,640	486,000	1,396,740	324,821
平均単価	1,408	1,397	1,459	1,451	1,356	1,382
山形	6				6	
	10,884				10,884	
	1,814				1,814	
東京	4,204	255	265	335	1,024	235
	5,941,577	356,292	386,640	486,000	1,385,856	324,821
	1,413	1,397	1,459	1,451	1,353	1,382
新潟	33					
	23,328					
	707					
冷すりみ	84		24		12	
合計	76,202		21,772		10,886	
平均単価	907		907		907	
宮城	84		24		12	
	76,202		21,772		10,886	
	907		907		907	
その他冷貝類	81,082	6,264	7,219	5,220	4,806	7,291
合計	182,384,545	14,703,492	16,720,933	11,627,490	11,715,146	19,124,622
平均単価	2,249	2,347	2,316	2,227	2,438	2,623
福島	7,357	306	315	655	837	1,104
	24,722,744	433,526	594,681	2,305,228	2,807,330	4,492,800
	3,360	1,417	1,888	3,519	3,354	4,070

上段：数量=kg
 单位 中断：金額=円
 下段：単価=円

9月	10月	11月	12月	1月	2月	3月
			50		40	10
			92,287		73,517	18,379
			1,846		1,838	1,838
30	15	20	25	20	10	20
51,668	25,791	34,388	42,985	27,670	17,194	37,066
1,722	1,719	1,719	1,719	1,384	1,719	1,853
202	616	289	624	716	644	490
338,352	903,059	479,172	958,190	1,118,098	1,009,807	768,759
1,675	1,466	1,658	1,536	1,562	1,568	1,569
3	14	20		0		2
10,800	19,438	33,253		3,078		10,379
3,600	1,388	1,663		0		5,190
8	8	8	8			
64,800	64,800	64,800	64,800			
8,100	8,100	8,100	8,100			
70	50	36	182	15	55	180
116,964	44,172	82,793	284,410	32,940	48,838	162,692
1,671	883	2,300	1,563	2,196	888	904
250	237	153	131	203	440	462
612,792	610,438	384,372	331,884	512,892	1,348,704	1,773,144
2,451	2,576	2,512	2,533	2,527	3,065	3,838
4,387	3,333	3,604	8,277	4,040	2,818	5,276
7,956,246	5,606,743	6,404,797	13,720,661	7,375,809	4,553,259	8,425,779
1,814	1,682	1,777	1,658	1,826	1,616	1,597
166	149	250	346	41	96	171
279,717	250,493	421,410	583,913	69,401	161,883	288,789
1,685	1,681	1,686	1,688	1,693	1,686	1,689
1,080	315	1,114	2,084	967	627	385
7,321,296	2,088,742	6,921,847	11,184,100	6,378,007	4,520,707	3,530,358
6,779	6,631	6,214	5,367	6,596	7,210	9,170
15	3	8	3	15	3	5
23,328	3,888	11,664	3,888	23,328	3,888	7,776
1,555	1,296	1,458	1,296	1,555	1,296	1,555
167	182	138	101	109	209	218
124,653	104,968	86,850	63,981	84,798	189,898	200,631
746	577	629	633	778	909	920
610	1,150	761	820	330	110	180
1,359,764	2,563,489	1,694,132	1,827,878	650,225	241,488	401,242
2,229	2,229	2,226	2,229	1,970	2,195	2,229
2	10		2		7	3
20,088	63,180		5,076		26,676	32,400
10,044	6,318		2,538		3,811	10,800
125	635	520	275	148	105	315
150,120	947,160	772,200	380,808	181,008	135,000	459,000
1,201	1,492	1,485	1,385	1,223	1,286	1,457
				115	105	315
				157,680	135,000	459,000
				1,371	1,286	1,457
				33		
				23,328		
				707		
	12	12		12		12
	10,886	10,886		10,886		10,886
	907	907		907		907
	12	12		12		12
	10,886	10,886		10,886		10,886
	907	907		907		907
5,812	6,076	6,779	12,027	5,936	5,749	7,903
14,047,548	13,149,416	14,267,146	28,054,080	12,686,774	10,915,179	15,372,719
2,417	2,164	2,105	2,333	2,137	1,899	1,945
827	437	550	766	560	479	521
2,883,481	1,317,384	1,769,721	2,758,363	1,945,593	1,508,307	1,906,330
3,487	3,015	3,218	3,601	3,474	3,149	3,659

冷凍

品目別・出荷地	計	4月	5月	6月	7月	8月
その他冷貝類	1,100	190	20	30	50	10
北海道	2,708,208	667,440	66,960	100,440	146,340	33,480
	2,462	3,513	3,348	3,348	2,927	3,348
青森	977	28	28	28	23	64
	2,634,822	50,760	50,760	50,760	69,347	145,368
	2,697	1,813	1,813	1,813	3,015	2,271
岩手	1,865	52	174	60	47	529
	9,364,183	298,080	848,880	291,600	231,012	2,672,287
	5,021	5,732	4,879	4,860	4,915	5,052
宮城	27,454	1,989	2,886	1,416	1,604	2,033
	59,207,238	5,312,844	5,869,963	3,073,592	3,831,692	5,214,314
	2,157	2,671	2,034	2,171	2,389	2,565
茨城	66				6	6
	178,794				13,230	15,876
	2,709				2,205	2,646
栃木	5,866	673	330	358	340	390
	4,168,476	491,724	235,764	262,980	250,560	276,912
	711	731	714	735	737	710
千葉	315	150	150			
	484,920	160,380	160,380			
	1,539	1,069	1,069			
東京	34,193	2,792	2,875	2,657	1,879	3,142
	75,129,707	7,118,099	7,469,841	5,512,111	4,331,524	6,250,387
	2,197	2,549	2,598	2,075	2,305	1,989
神奈川	4				4	
	5,778				5,778	
	1,445				1,445	
新潟	18		3		5	
	27,047		4,061		7,662	
	1,503		1,354		1,532	
岐阜	1,127	76	38	16	11	13
	1,905,588	140,939	69,643	30,779	20,671	23,198
	1,691	1,854	1,833	1,924	1,879	1,784
三重	418	8	400			
	1,393,988	29,700	1,350,000			
	3,335	3,713	3,375			
京都	8					
	25,488					
	3,186					
広島	29					
	50,512					
	1,742					
愛媛	285					
	377,052					
	1,323					
その他冷凍	124,016	7,370	11,109	8,000	8,673	7,255
合計	227,757,269	13,716,074	15,008,519	14,517,783	20,277,388	17,587,087
平均単価	1,837	1,861	1,351	1,815	2,338	2,424
福島	31,312	923	6,330	1,913	1,118	1,323
	31,894,674	1,525,576	4,325,919	1,742,739	2,439,156	2,035,468
	1,019	1,653	683	911	2,182	1,539
北海道	290		30			5
	579,047		89,100			2,970
	1,997		2,970			594
青森	8,676	79	28	223	28	79
	7,985,787	310,975	219,996	400,102	196,344	654,480
	920	3,936	7,857	1,794	7,012	8,285
岩手	666	95	91	173	101	44
	1,343,120	224,421	173,814	240,170	251,832	97,653
	2,017	2,362	1,910	1,388	2,493	2,219
宮城	14,423	908	975	1,034	1,436	903
	19,683,551	1,463,086	1,251,730	1,800,133	2,762,768	1,429,174
	1,365	1,611	1,284	1,741	1,924	1,583
茨城	14,271	715	586	635	910	955
	15,399,236	868,784	714,312	772,146	952,471	1,001,430
	1,079	1,215	1,219	1,216	1,047	1,049

上段：数量=kg
 单位 中断：金額=円
 下段：単価=円

9月	10月	11月	12月	1月	2月	3月
130 392,580 3,020	20 85,320 4,266	140 218,160 1,558	260 455,760 1,753	100 206,280 2,063	80 176,040 2,201	70 159,408 2,277
88 198,720 2,258	408 1,292,760 3,169	184 512,784 2,787	39 94,176 2,415		28 50,760 1,813	59 118,627 2,011
136 732,240 5,384	24 168,480 7,020	60 336,960 5,616	421 2,095,956 4,979	278 1,251,936 4,503	7 29,808 4,258	77 406,944 5,285
1,840 3,971,478 2,158	2,659 4,380,495 1,647	2,487 4,828,582 1,942	5,983 12,317,162 2,059	1,456 3,327,728 2,286	1,378 3,112,322 2,259	1,723 3,967,066 2,302
		12 31,752 2,646			10 34,992 3,499	32 82,944 2,592
303 219,996 726	378 278,100 736	418 303,480 726	1,050 738,720 704	638 420,660 659	210 155,520 741	778 534,060 686
	5 54,000 10,800		5 55,080 11,016		5 55,080 11,016	
2,169 5,239,166 2,415	2,011 5,363,960 2,667	2,770 5,986,939 2,161	3,317 9,224,669 2,781	2,710 5,194,180 1,917	3,352 5,453,920 1,627	4,519 7,984,911 1,767
	5 7,662 1,532	5 7,662 1,532				
64 93,177 1,456	129 201,255 1,560	94 163,622 1,741	176 296,536 1,685	186 314,909 1,693	200 338,430 1,692	124 212,429 1,713
		10 14,288 1,429				
				8 25,488 3,186		
		19 32,854 1,729	10 17,658 1,766			
255 316,710 1,242		30 60,342 2,011				
7,052 16,960,003 2,405	8,229 17,409,704 2,116	8,952 16,857,633 1,883	21,701 39,800,905 1,834	11,426 16,719,441 1,463	15,051 19,251,554 1,279	9,198 19,651,178 2,136
1,181 1,424,526 1,206	923 1,214,070 1,315	1,136 1,226,685 1,080	7,550 6,125,746 811	1,509 2,110,680 1,399	6,721 6,659,601 991	685 1,064,508 1,554
4 2,376 594		104 241,137 2,319	10 28,620 2,862	51 69,407 1,361	86 145,437 1,691	
914 491,421 538	754 703,545 933	1,114 945,800 849	2,103 1,971,454 937	1,475 704,938 478	1,429 882,113 617	450 504,619 1,121
29 62,272 2,147	48 106,140 2,211	29 62,272 2,147	13 26,892 2,069	8 17,690 2,211	35 79,964 2,285	
704 1,197,703 1,701	719 1,199,782 1,669	1,209 1,418,212 1,173	1,059 1,112,335 1,050	3,014 2,693,886 894	2,153 2,572,198 1,195	309 782,544 2,533
720 791,969 1,100	1,475 1,353,294 917	1,240 1,476,642 1,191	3,285 3,578,299 1,089	802 911,951 1,137	760 828,090 1,090	2,188 2,149,848 983

冷凍

品目別・出荷地	計	4月	5月	6月	7月	8月
その他冷凍	5,364	641	236	155	147	376
千葉	31,717,901	2,076,235	2,103,668	1,654,215	1,728,216	4,028,605
	5,913	3,239	8,914	10,672	11,757	10,714
東京	44,297	3,743	2,662	3,648	4,555	3,289
	107,916,085	6,707,699	5,889,043	7,457,280	11,222,395	7,852,916
	2,436	1,792	2,212	2,044	2,464	2,388
神奈川	25					25
	21,546					21,546
	862					862
長野	30	10				
	155,520	51,840				
	5,184	5,184				
静岡	1,477	151	68	104	148	92
	2,021,406	383,843	112,331	332,716	399,752	236,261
	1,369	2,542	1,652	3,199	2,701	2,568
三重	2,032	20	30	30	170	114
	7,060,381	15,120	47,520	22,680	254,880	174,528
	3,475	756	1,584	756	1,499	1,531
島根	22					
	92,988					
	4,227					
広島	13		3	5	5	
	32,832		8,208	12,312	12,312	
	2,526		2,736	2,462	2,462	
山口	240					
	196,020					
	817					
香川	665	85	70	80	55	50
	692,346	88,495	72,878	83,290	57,262	52,056
	1,041	1,041	1,041	1,041	1,041	1,041
愛媛	193					
	897,221					
	4,649					
福岡	20					
	67,608					
	3,380					
冷凍めばち	221,448	15,840	19,642	16,035	17,716	18,483
合計	406,819,562	30,545,844	38,059,375	27,736,733	33,077,843	33,881,845
平均単価	1,837	1,928	1,938	1,730	1,867	1,833
福島	45,615	3,898	5,261	3,631	4,379	3,648
	124,857,845	10,138,639	14,154,265	9,517,951	11,747,582	9,868,142
	2,737	2,601	2,690	2,621	2,683	2,705
宮城	21,532	1,508	2,238	1,495	1,924	2,255
	56,419,435	3,486,824	5,349,779	3,539,185	4,886,919	5,503,867
	2,620	2,312	2,390	2,367	2,540	2,441
東京	1,932	29	36	27	552	146
	4,558,076	78,300	97,200	72,900	1,239,138	334,422
	2,359	2,700	2,700	2,700	2,245	2,291
神奈川	109	15	31	7	8	8
	220,757	37,325	76,572	16,499	13,824	13,392
	2,025	2,488	2,470	2,357	1,728	1,674
静岡	152,256	10,389	12,076	10,874	10,852	12,425
	220,747,262	16,802,920	18,381,559	14,585,414	15,185,596	18,157,239
	1,450	1,617	1,522	1,341	1,399	1,461
三重	1	1				
	1,836	1,836				
	1,836	1,836				
佐賀	3			1	1	1
	14,351			4,784	4,784	4,783
	4,784			4,784	4,784	4,783
冷凍きわだ	11,326	720	808	867	387	759
合計	14,031,896	885,870	1,180,746	1,154,628	746,840	852,498
平均単価	1,239	1,230	1,461	1,332	1,930	1,123
福島	672		333		302	
	1,391,043		629,352		689,600	
	2,070		1,890		2,283	

上段：数量=kg
 单位 中断：金額=円
 下段：単価=円

9月	10月	11月	12月	1月	2月	3月
319	550	444	1,137	189	573	597
3,021,194	1,161,353	3,628,291	6,482,074	1,634,277	1,761,371	2,438,402
9,471	2,112	8,172	5,701	8,647	3,074	4,084
2,975	3,565	3,260	5,814	3,164	2,969	4,653
9,723,944	11,467,248	7,422,447	16,852,268	6,067,762	5,262,931	11,990,152
3,269	3,217	2,277	2,899	1,918	1,773	2,577
10			10			
51,840			51,840			
5,184			5,184			
51	53	18	27	687	39	39
65,836	68,818	20,347	34,344	265,421	50,545	51,192
1,291	1,298	1,130	1,272	386	1,296	1,313
90	62	233	437	442	207	197
69,660	52,164	268,315	2,494,530	2,152,116	910,440	598,428
774	841	1,152	5,708	4,869	4,398	3,038
			21		1	
			92,988		0	
			4,428		0	
		100	5	30	40	65
		79,812	7,344	27,594	28,620	52,650
		798	1,469	920	716	810
55	80	65	35	50	30	10
57,262	83,290	67,673	36,440	52,055	31,234	10,411
1,041	1,041	1,041	1,041	1,041	1,041	1,041
			185		8	
			858,211		39,010	
			4,639		4,876	
			10	5		5
			47,520	11,664		8,424
			4,752	2,333		1,685
15,993	16,308	17,691	21,876	18,245	19,942	23,677
30,378,930	30,288,020	32,384,935	41,026,227	32,790,659	34,516,181	42,132,970
1,900	1,857	1,831	1,875	1,797	1,731	1,779
3,552	3,774	3,421	3,657	3,338	3,278	3,778
9,784,992	10,554,633	9,576,610	10,299,841	9,357,510	9,270,772	10,586,908
2,755	2,797	2,799	2,816	2,803	2,828	2,802
1,692	1,345	1,453	2,543	1,492	1,544	2,043
4,282,692	3,542,420	4,048,882	7,466,810	4,396,087	4,297,745	5,618,225
2,531	2,634	2,787	2,936	2,946	2,784	2,750
268	466	105	126	14	111	52
592,953	1,053,000	313,380	346,264	42,336	262,039	126,144
2,213	2,260	2,985	2,748	3,024	2,361	2,426
22	8				10	
32,365	14,256				16,524	
1,471	1,782				1,652	
10,459	10,715	12,712	15,550	13,401	14,999	17,804
15,685,928	15,123,711	18,446,063	22,913,312	18,994,726	20,669,101	25,801,693
1,500	1,411	1,451	1,474	1,417	1,378	1,449
669	1,490	335	2,905	60	1,796	530
897,346	1,840,914	238,410	3,075,093	66,960	1,898,111	1,194,480
1,341	1,236	712	1,059	1,116	1,057	2,254
34			3			
64,396			7,695			
1,894			2,565			

冷凍

品目別・出荷地	計	4月	5月	6月	7月	8月
冷凍きわだ	702	10	75	70	65	119
宮城	326,592	4,590	32,994	34,020	31,320	64,638
	465	459	440	486	482	543
埼玉	500 1,188,306 2,377					
東京	90 65,340 726					
静岡	9,362 11,060,615 1,181	710 881,280 1,241	400 518,400 1,296	797 1,120,608 1,406	20 25,920 1,296	640 787,860 1,231
冷凍かじき類	23,210	1,464	2,104	1,648	2,523	1,899
合計	24,018,783	1,543,849	2,049,676	1,679,615	2,649,048	1,998,985
平均単価	1,035	1,055	974	1,019	1,050	1,053
福島	12,503 13,689,617 1,095	509 615,157 1,209	1,320 1,339,468 1,015	713 789,155 1,107	1,222 1,429,134 1,170	1,134 1,278,247 1,127
宮城	1,283 963,954 751	130 98,280 756	219 165,564 756	100 75,600 756	384 289,170 753	230 173,556 755
東京	5,850 5,245,560 897	500 448,200 896	400 358,560 896	550 493,020 896	400 359,100 898	275 246,510 896
静岡	3,574 4,119,652 1,153	325 382,212 1,176	165 186,084 1,128	285 321,840 1,129	517 571,644 1,106	260 300,672 1,156
冷インドまぐろ	1,704	280	105	215	150	155
合計	1,035,684	166,050	62,100	126,900	89,100	91,800
平均単価	608	593	591	590	594	592
宮城	1,650 969,300 587	280 166,050 593	105 62,100 591	215 126,900 590	150 89,100 594	155 91,800 592
東京	10 11,902 1,190		0 0 0			
静岡	44 54,482 1,238					
冷凍まぐろ類	82,498	6,546	5,750	9,025	4,585	8,984
合計	195,269,402	13,941,672	13,770,386	14,096,349	11,502,390	26,563,021
平均単価	2,367	2,130	2,395	1,562	2,509	2,957
福島	30,832 69,481,525 2,254	1,855 3,849,446 2,075	2,159 3,752,021 1,738	1,639 3,139,707 1,916	2,138 5,116,316 2,393	4,826 13,108,723 2,716
宮城	23,146 45,178,929 1,952	1,828 2,517,038 1,377	1,351 3,983,625 2,949	5,516 6,092,204 1,104	553 1,377,773 2,491	1,223 3,957,813 3,236
千葉	130 790,830 6,083	26 160,542 6,175	72 434,430 6,034	10 64,152 6,415	22 131,706 5,987	
東京	5,194 9,933,812 1,913	398 587,704 1,477	158 211,518 1,339	422 742,889 1,760	299 533,865 1,786	355 669,255 1,885
神奈川	24 101,153 4,215	5 29,160 5,832		10 57,737 5,774		
静岡	23,172 69,783,153 3,012	2,434 6,797,782 2,793	2,010 5,388,792 2,681	1,428 3,999,660 2,801	1,573 4,342,730 2,761	2,580 8,827,230 3,421

上段：数量=kg
 单位 中断：金額=円
 下段：単価=円

9月	10月	11月	12月	1月	2月	3月
75 36,450 486	70 31,590 451	215 90,990 423			3 0 0	
			2 5,058 2,529		8 19,008 2,376	490 1,164,240 2,376
		10 4,860 486		20 15,120 756	20 15,120 756	40 30,240 756
560 796,500 1,422	1,420 1,809,324 1,274	110 142,560 1,296	2,900 3,062,340 1,056	40 51,840 1,296	1,765 1,863,983 1,056	
1,770 1,822,774 1,030	1,658 1,760,954 1,062	2,056 2,155,418 1,048	1,683 1,813,329 1,077	2,417 2,416,168 1,000	1,884 2,001,692 1,062	2,104 2,127,275 1,011
879 972,639 1,107	1,027 1,154,631 1,124	1,395 1,472,696 1,056	1,093 1,196,865 1,095	1,787 1,766,278 988	876 1,031,798 1,178	548 643,549 1,174
40 29,808 745	30 22,356 745				90 64,260 714	60 45,360 756
525 470,610 896	400 358,560 896	325 291,330 896	350 313,740 896	375 336,150 896	600 538,920 898	1,150 1,030,860 896
326 349,717 1,073	201 225,407 1,121	336 391,392 1,165	240 302,724 1,261	255 313,740 1,230	318 366,714 1,153	346 407,506 1,178
23 5,185 225	21 28,647 1,364	5 2,700 540	110 89,522 814	200 118,800 594	430 248,940 579	10 5,940 594
5 2,700 540	5 2,700 540	5 2,700 540	90 51,570 573	200 118,800 594	430 248,940 579	10 5,940 594
			10 11,902 1,190			
18 2,485 138	16 25,947 1,622		10 26,050 2,605			
5,130 13,221,201 2,577	5,043 13,038,360 2,585	4,611 11,932,989 2,588	9,516 29,737,569 3,125	8,945 17,681,063 1,977	9,814 16,057,835 1,636	4,549 13,726,567 3,017
2,495 6,031,352 2,417	1,741 4,094,918 2,352	1,698 3,657,606 2,154	4,139 11,697,333 2,826	1,959 3,362,756 1,717	3,820 6,811,191 1,783	2,363 4,860,156 2,057
530 1,461,097 2,757	743 2,117,780 2,850	777 2,314,779 2,979	2,017 6,791,923 3,367	3,907 5,732,989 1,467	4,337 5,227,050 1,205	364 3,604,858 9,903
247 294,841 1,194	757 1,379,821 1,823	231 311,120 1,347	494 1,121,310 2,270	1,345 3,250,712 2,417	301 258,798 860	187 571,979 3,059
		9 14,256 1,584				
1,858 5,433,911 2,925	1,802 5,445,841 3,022	1,896 5,635,228 2,972	2,866 10,127,003 3,533	1,734 5,334,606 3,076	1,356 3,760,796 2,773	1,635 4,689,574 2,868

塩干、加工品

品目別・出荷地	計	4月	5月	6月	7月	8月
塩さけ	533,649	34,102	35,519	35,762	47,502	46,227
合計	647,186,307	40,492,853	42,300,474	41,851,563	57,027,409	54,970,718
平均単価	1,213	1,187	1,191	1,170	1,201	1,189
福島	6,570 9,262,648 1,410	358 498,903 1,394	470 604,923 1,287	517 717,374 1,388	590 840,920 1,425	647 869,602 1,344
北海道	23,161 28,227,889 1,219	2,511 2,702,123 1,076	2,261 2,134,523 944	2,178 2,278,314 1,046	1,404 1,686,599 1,201	1,037 1,211,010 1,168
青森	19,717 27,478,092 1,394	1,047 1,489,709 1,423	1,399 1,949,616 1,394	1,193 1,665,684 1,396	1,396 1,983,852 1,421	1,857 2,564,546 1,381
宮城	231,738 292,028,180 1,260	13,332 15,884,131 1,191	14,690 17,615,591 1,199	15,408 18,292,037 1,187	24,183 29,335,929 1,213	20,130 24,653,634 1,225
茨城	3,160 2,906,885 920	144 82,944 576	400 372,384 931	296 279,936 946	408 358,128 878	200 186,624 933
埼玉	63 144,202 2,289					
千葉	140,490 165,801,490 1,180	10,030 11,371,812 1,134	8,850 10,576,228 1,195	9,199 10,857,204 1,180	13,806 16,190,216 1,173	14,304 16,922,535 1,183
東京	95,352 106,601,520 1,118	5,624 6,999,053 1,244	7,371 8,961,975 1,216	5,245 5,524,442 1,053	5,141 5,903,845 1,148	7,890 8,441,375 1,070
新潟	661 753,797 1,140		14 14,040 1,003	102 78,300 768	70 58,320 833	98 54,000 551
三重	12,737 13,981,604 1,098	1,056 1,464,178 1,387	64 71,194 1,112	1,624 2,158,272 1,329	504 669,600 1,329	64 67,392 1,053
塩ます	44,481	1,530	1,703	1,621	1,229	1,608
合計	35,723,175	1,400,906	1,366,260	1,273,324	1,116,986	1,260,438
平均単価	803	916	802	786	909	784
北海道	360 171,504 476					360 171,504 476
青森	9,112 5,831,309 640	856 558,749 653	1,096 632,016 577	1,016 583,805 575	688 433,469 630	768 501,293 653
宮城	1,232 1,285,144 1,043	135 131,674 975	143 113,788 796	184 167,054 908	110 120,917 1,099	70 78,148 1,116
茨城	3,582 4,340,060 1,212	441 530,274 1,202	384 461,696 1,202	381 457,665 1,201	276 331,642 1,202	291 349,869 1,202
埼玉	240 533,499 2,223	18 11,729 652				
千葉	29,466 23,004,389 781	80 168,480 2,106	78 155,520 1,994	40 64,800 1,620	68 129,600 1,906	80 129,600 1,620
東京	435 422,702 972				68 34,830 512	39 30,024 770
新潟	54 134,568 2,492		2 3,240 1,620		19 66,528 3,501	
塩ほっけ	20,771	808	417	2,500	2,514	2,583
合計	14,988,407	576,882	312,903	1,845,553	1,820,070	1,792,639
平均単価	722	714	750	738	724	694
福島	2,920 2,086,020 714	43 41,553 966	112 87,264 779	355 258,682 729	524 357,048 681	328 221,184 674

上段：数量=kg
 单位 中断：金額=円
 下段：単価=円

9月	10月	11月	12月	1月	2月	3月
43,546 51,098,801 1,173	42,962 51,924,971 1,209	50,197 61,119,472 1,218	80,076 104,808,944 1,309	35,511 42,866,409 1,207	33,511 40,861,812 1,219	48,734 57,862,881 1,187
670 871,953 1,301	469 695,589 1,483	408 562,386 1,378	785 1,179,226 1,502	440 681,656 1,549	662 903,660 1,365	554 836,456 1,510
1,674 1,963,300 1,173	1,768 2,167,852 1,226	1,975 2,465,149 1,248	6,298 8,980,535 1,426	672 742,565 1,105	618 857,261 1,387	765 1,038,658 1,358
1,150 1,711,044 1,488	1,353 1,999,166 1,478	1,870 2,579,688 1,380	3,591 4,772,778 1,329	1,509 2,093,904 1,388	1,373 1,971,885 1,436	1,979 2,696,220 1,362
18,026 22,083,299 1,225	22,268 28,154,713 1,264	23,184 30,456,475 1,314	32,271 44,127,027 1,367	14,098 17,566,256 1,246	14,373 19,010,583 1,323	19,775 24,848,505 1,257
288 251,770 874	104 95,904 922	144 130,939 909	296 287,712 972	320 311,040 972	192 186,624 972	368 362,880 986
25 45,900 1,836			38 98,302 2,587			
9,642 11,574,840 1,200	11,594 13,513,402 1,166	10,967 13,419,860 1,224	22,648 28,300,036 1,250	6,654 7,728,671 1,162	8,442 9,464,077 1,121	14,354 15,882,609 1,106
11,993 12,520,015 1,044	5,314 5,218,425 982	10,228 10,055,010 983	11,524 14,176,414 1,230	8,789 10,732,703 1,221	5,947 6,510,675 1,095	10,286 11,557,588 1,124
14 11,880 849	28 7,776 278	137 128,585 939	193 392,904 2,036	5 7,992 1,598		
64 64,800 1,013	64 72,144 1,127	1,284 1,321,380 1,029	2,432 2,494,010 1,025	3,024 3,001,622 993	1,904 1,957,047 1,028	653 639,965 980
1,343 1,204,709 897	1,362 1,116,059 819	5,799 4,382,612 756	9,378 7,716,887 823	6,223 4,863,468 782	5,749 4,559,412 793	6,936 5,462,114 788
896 583,978 652	976 603,072 618	912 540,432 593	848 619,574 731	320 234,662 733	304 223,430 735	432 316,829 733
38 40,824 1,074	28 29,246 1,045	83 95,299 1,148	249 297,271 1,194	87 104,414 1,200	61 63,201 1,036	44 43,308 984
267 320,707 1,201	261 346,581 1,328	228 274,346 1,203	195 234,829 1,204	264 317,597 1,203	294 353,807 1,203	300 361,047 1,203
		15 33,977 2,265	207 487,793 2,356			
142 259,200 1,825		4,480 3,330,720 743	7,804 6,015,168 771	5,512 4,160,679 755	5,070 3,900,830 769	6,112 4,689,792 767
	70 78,840 1,126	81 107,838 1,331	69 55,772 808	40 46,116 1,153	20 18,144 907	48 51,138 1,065
	27 58,320 2,160		6 6,480 1,080			
3,161 2,220,048 702	2,302 1,697,274 737	2,475 1,697,439 686	1,107 889,575 804	917 679,455 741	960 717,660 748	1,027 738,909 719
354 272,240 769	172 121,500 706	556 307,260 553	192 206,745 1,077	52 39,528 760	60 51,840 864	172 121,176 705

(3)塩干、加工品

品目別・出荷地	計	4月	5月	6月	7月	8月
塩ほっけ	5					
北海道	9,612					
	1,922					
青森	36					
	26,568					
	738					
宮城	17,810	765	305	2,145	1,990	2,255
	12,866,207	535,329	225,639	1,586,871	1,463,022	1,571,455
	722	700	740	740	735	697
筋子	70,017	5,086	5,371	3,938	5,300	6,758
合計	215,798,331	13,912,128	15,133,495	12,030,406	16,227,648	21,266,798
平均単価	3,082	2,735	2,818	3,055	3,062	3,147
福島	1,184			225	660	295
	3,006,720			563,760	1,705,320	700,920
	2,539			2,506	2,584	2,376
北海道	1,123	237	291	156	106	74
	5,653,919	1,012,176	1,875,744	777,384	489,672	338,472
	5,035	4,271	6,446	4,983	4,620	4,574
青森	15,588	1,075	1,605	1,016	1,856	1,303
	51,701,220	3,401,460	4,871,340	3,183,948	5,597,046	4,188,780
	3,317	3,164	3,035	3,134	3,016	3,215
宮城	19,562	1,280	1,621	552	753	1,985
	59,770,040	3,252,096	3,843,720	1,706,940	2,498,580	6,113,880
	3,055	2,541	2,371	3,092	3,318	3,080
秋田	4,045	600	235	520	520	175
	12,461,337	1,615,680	630,180	1,805,220	1,724,760	585,360
	3,081	2,693	2,682	3,472	3,317	3,345
山形	9,553	140	265	115	90	700
	27,267,025	362,880	676,399	313,740	246,240	2,116,800
	2,854	2,592	2,552	2,728	2,736	3,024
東京	17,852	1,754	1,354	1,354	1,280	1,746
	52,311,862	4,267,836	3,236,112	3,679,414	3,821,310	5,637,686
	2,930	2,433	2,390	2,717	2,985	3,229
新潟	1,110				35	480
	3,626,208				144,720	1,584,900
	3,267				4,135	3,302
いくら	33,516	2,730	2,949	2,120	2,659	3,336
合計	215,182,567	16,355,917	16,901,569	12,236,794	16,169,277	19,650,134
平均単価	6,420	5,991	5,731	5,772	6,081	5,890
福島	1,796		29	47	225	197
	16,152,347		261,930	423,120	2,075,214	1,828,393
	8,994		9,032	9,003	9,223	9,281
北海道	11,264	1,739	2,011	641	505	1,057
	62,684,439	10,573,998	10,739,066	3,442,002	2,994,538	5,330,586
	5,565	6,081	5,340	5,370	5,930	5,043
青森	1,035	156	13		12	120
	6,181,799	522,288	51,840		40,176	669,202
	5,973	3,348	3,988		3,348	5,577
岩手	1,250	52	53	34	53	93
	10,426,622	420,682	428,458	280,714	428,458	726,538
	8,341	8,090	8,084	8,256	8,084	7,812
宮城	555					
	3,634,848					
	6,549					
山形	570					
	3,843,396					
	6,743					
東京	17,046	783	843	1,398	1,864	1,869
	112,259,116	4,838,949	5,420,275	8,090,958	10,630,891	11,095,415
	6,586	6,180	6,430	5,788	5,703	5,937
助子	156,034	9,052	11,171	11,399	12,361	14,862
合計	275,791,481	16,951,488	19,822,677	19,926,928	22,171,105	27,155,549
平均単価	1,768	1,873	1,774	1,748	1,794	1,827
北海道	4,719	246	275	160	352	320
	8,396,644	451,656	589,626	271,944	691,308	535,032
	1,779	1,836	2,144	1,700	1,964	1,672

上段：数量=kg
 单位 中断：金額=円
 下段：単価=円

9月	10月	11月	12月	1月	2月	3月
			5 9,612 1,922			
12 10,044 837		24 16,524 689				
2,795 1,937,764 693	2,130 1,575,774 740	1,895 1,373,655 725	910 673,218 740	865 639,927 740	900 665,820 740	855 617,733 722
8,960 26,086,806 2,911	10,384 31,768,308 3,059	5,223 16,718,643 3,201	8,987 29,899,724 3,327	3,322 11,193,336 3,369	2,975 9,714,800 3,265	3,713 11,846,239 3,190
4 36,720 9,180						
33 115,776 3,508	57 235,440 4,131	13 60,480 4,652	92 463,968 5,043	6 34,560 5,760	10 45,749 4,575	48 204,498 4,260
1,682 5,346,918 3,179	1,011 3,802,410 3,761	1,183 4,079,700 3,449	1,926 6,898,554 3,582	1,181 4,264,380 3,611	1,014 3,594,348 3,545	736 2,472,336 3,359
2,131 5,572,692 2,615	1,830 5,429,700 2,967	1,625 5,524,848 3,400	4,270 14,429,372 3,379	1,445 4,940,892 3,419	1,010 3,145,770 3,115	1,060 3,311,550 3,124
75 221,400 2,952	175 621,000 3,549	1,145 3,361,851 2,936	340 1,074,546 3,160	90 301,320 3,348	135 416,070 3,082	35 103,950 2,970
2,990 8,551,548 2,860	3,877 11,144,088 2,874	335 979,020 2,922	891 2,455,380 2,756	105 287,280 2,736		45 133,650 2,970
1,945 5,935,032 3,051	3,209 9,779,670 3,048	862 2,553,984 2,963	1,338 4,144,716 3,098	495 1,364,904 2,757	786 2,452,383 3,120	1,729 5,438,815 3,146
100 306,720 3,067	225 756,000 3,360	60 158,760 2,646	130 433,188 3,332		20 60,480 3,024	60 181,440 3,024
2,606 15,440,235 5,925	2,735 16,770,229 6,132	2,721 19,923,561 7,322	4,944 35,746,476 7,230	1,699 11,430,001 6,727	1,509 9,660,525 6,402	3,508 24,897,849 7,097
41 365,193 8,907	379 3,502,905 9,242	53 483,566 9,124	261 2,658,590 10,186	27 257,969 9,554	39 383,000 9,821	498 3,912,467 7,856
920 3,527,604 3,834	814 3,228,228 3,966	437 2,900,880 6,638	1,167 7,343,479 6,293	358 2,379,119 6,646	388 2,333,727 6,015	1,227 7,891,212 6,431
211 1,610,280 7,632	264 1,819,023 6,890	95 471,096 4,959	118 768,934 6,516		16 66,960 4,185	30 162,000 5,400
434 3,108,715 7,163	29 250,775 8,647	85 772,415 9,087	290 2,609,494 8,998	49 507,693 10,361	27 314,304 11,641	51 578,376 11,341
8 39,312 4,914	160 828,144 5,176		86 626,616 7,286	120 855,360 7,128	180 1,283,040 7,128	1 2,376 2,376
	10 41,040 4,104	10 68,040 6,804	40 280,800 7,020	360 2,432,916 6,758		150 1,020,600 6,804
992 6,789,131 6,844	1,079 7,100,114 6,580	2,041 15,227,564 7,461	2,982 21,458,563 7,196	785 4,996,944 6,366	859 5,279,494 6,146	1,551 11,330,818 7,305
10,678 18,969,853 1,777	11,206 19,533,161 1,743	14,134 25,270,202 1,788	17,534 33,459,339 1,908	10,338 17,953,778 1,737	12,697 21,292,696 1,677	20,602 33,284,705 1,616
202 358,884 1,777	1,720 2,641,140 1,536	434 849,096 1,956	310 646,510 2,086	146 267,840 1,835	352 710,100 2,017	202 383,508 1,899

(3)塩干、加工品

品目別・出荷地	計	4月	5月	6月	7月	8月
助子	2,270	169	180	177	139	207
青森	2,846,558	196,406	220,468	228,288	172,344	264,381
	1,254	1,162	1,225	1,290	1,240	1,277
宮城	34,517	1,288	1,656	1,232	1,368	4,330
	52,374,498	2,086,449	2,411,775	2,026,509	2,316,645	6,705,866
	1,517	1,620	1,456	1,645	1,693	1,549
東京	58,916	2,569	4,804	6,267	6,635	3,987
	104,707,720	5,374,711	8,604,363	10,651,578	11,101,885	7,404,742
	1,777	2,092	1,791	1,700	1,673	1,857
愛知	8					
	24,883					
	3,110					
山口	223	22	10	12	10	13
	636,735	101,088	25,920	25,920	25,920	44,550
	2,855	4,595	2,592	2,160	2,592	3,427
福岡	55,381	4,758	4,246	3,551	3,857	6,005
	106,804,443	8,741,178	7,970,525	6,722,689	7,863,003	12,200,978
	1,929	1,837	1,877	1,893	2,039	2,032
数の子	18,936	301	87	57	48	99
合計	48,122,357	800,605	270,127	146,770	144,935	272,872
平均単価	2,541	2,660	3,105	2,575	3,019	2,756
福島	1,295					
	3,074,723					
	2,374					
北海道	3,231	197	6			46
	8,088,754	512,983	38,880			111,780
	2,503	2,604	6,480			2,430
青森	7,977	80	65	52	38	43
	20,289,645	198,414	161,652	129,922	106,919	128,692
	2,544	2,480	2,487	2,499	2,814	2,993
宮城	651	5				
	2,885,112	30,240				
	4,432	6,048				
東京	5,781	19	16	5	10	10
	13,757,944	58,968	69,595	16,848	38,016	32,400
	2,380	3,104	4,350	3,370	3,802	3,240
山梨	1					
	26,179					
	26,179					
丸干いわし	46,663	2,642	2,295	2,046	1,881	1,768
合計	28,784,503	1,632,686	1,486,776	1,349,115	1,308,692	1,216,488
平均単価	617	618	648	659	696	688
福島	549		17	3	39	35
	826,504		35,379	6,674	83,892	72,875
	1,505		2,081	2,225	2,151	2,082
宮城	588	1	1	2	8	3
	446,545	2,910	5,819	8,729	80,919	24,975
	759	2,910	5,819	4,365	10,115	8,325
茨城	1,611					
	518,393					
	322					
千葉	40,825	2,545	2,248	2,032	1,814	1,683
	23,878,727	1,516,743	1,389,332	1,296,884	1,104,569	1,040,792
	585	596	618	638	609	618
東京	1,470	96	29	9	20	37
	1,502,515	113,033	56,246	36,828	39,312	43,848
	1,022	1,177	1,940	4,092	1,966	1,185
神奈川	8					8
	17,280					17,280
	2,160					2,160
愛知	200					
	208,052					
	1,040					
山口	1,408					
	1,353,051					
	961					

上段：数量=kg
 单位 中断：金額=円
 下段：単価=円

9月	10月	11月	12月	1月	2月	3月
169	197	198	227	172	226	209
228,806	247,500	247,835	288,443	211,445	280,322	260,320
1,354	1,256	1,252	1,271	1,229	1,240	1,246
2,712	1,510	4,042	3,681	1,758	4,030	6,910
4,105,372	2,401,773	6,327,607	5,870,317	2,704,089	5,666,867	9,751,229
1,514	1,591	1,565	1,595	1,538	1,406	1,411
3,536	3,607	5,068	5,710	4,031	4,003	8,699
6,530,369	6,618,665	9,320,495	10,390,029	7,151,254	7,161,032	14,398,597
1,847	1,835	1,839	1,820	1,774	1,789	1,655
	8					
	24,883					
	3,110					
23	12	25	40	13	12	31
47,952	25,920	90,558	112,892	32,335	25,920	77,760
2,085	2,160	3,622	2,822	2,487	2,160	2,508
4,036	4,152	4,367	7,566	4,218	4,074	4,551
7,698,470	7,573,280	8,434,611	16,151,148	7,586,815	7,448,455	8,413,291
1,907	1,824	1,931	2,135	1,799	1,828	1,849
271	251	2,348	15,055	97	129	193
712,242	571,578	6,464,973	37,621,119	264,966	330,101	522,069
2,628	2,277	2,753	2,499	2,732	2,559	2,705
		225	1,070			
		537,807	2,536,916			
		2,390	2,371			
224	198	473	1,906		90	91
580,051	409,320	1,308,960	4,676,679		223,560	226,541
2,590	2,067	2,767	2,454		2,484	2,489
39	49	346	7,066	90	28	81
109,252	145,410	894,269	17,910,490	223,235	71,765	209,625
2,801	2,968	2,585	2,535	2,480	2,563	2,588
		202	438		5	1
		1,042,740	1,798,092		14,040	0
		5,162	4,105		2,808	0
8	4	1,102	4,575	6	6	20
22,939	16,848	2,681,197	10,698,942	15,552	20,736	85,903
2,867	4,212	2,433	2,339	2,592	3,456	4,295
				1		
				26,179		
				26,179		
1,898	1,858	2,496	2,375	13,194	11,353	2,857
1,296,242	1,234,026	1,526,669	1,415,852	7,818,535	6,789,464	1,709,958
683	664	612	596	593	598	599
35	28	59	20	119	119	75
74,558	59,655	84,581	36,481	142,494	128,247	101,668
2,130	2,131	1,434	1,824	1,197	1,078	1,356
3	2	2	1	2	561	2
18,981	11,988	9,990	3,996	7,992	262,254	7,992
6,327	5,994	4,995	3,996	3,996	467	3,996
		87	36	1,001	453	34
		23,777	13,304	336,591	136,685	8,036
		273	370	336	302	236
1,716	1,705	2,184	2,142	10,530	9,566	2,660
1,049,406	1,014,766	1,262,560	1,220,500	5,885,577	5,595,897	1,501,701
612	595	578	570	559	585	565
144	121	164	166	370	296	18
153,297	130,899	145,761	132,585	358,890	275,076	16,740
1,065	1,082	889	799	970	929	930
			10	150	40	
			8,986	129,946	69,120	
			899	866	1,728	
				1,022	318	68
				957,045	322,185	73,821
				936	1,013	1,086

(3)塩干、加工品

品目別・出荷地	計	4月	5月	6月	7月	8月
丸干いわし	4					2
鹿児島	33,436					16,718
	8,359					8,359
開干あじ	54,237	5,363	5,113	5,112	4,494	4,306
合計	63,534,635	5,638,678	5,829,904	5,386,008	4,805,370	5,318,459
平均単価	1,171	1,051	1,140	1,054	1,069	1,235
福島	1,264	56	24	574	131	34
	3,812,646	60,426	31,104	400,680	120,960	43,848
	3,016	1,079	1,296	698	923	1,290
茨城	4,730	487	486	436	391	330
	9,622,060	892,716	987,827	892,944	824,850	670,545
	2,034	1,833	2,033	2,048	2,110	2,032
千葉	695	48	77	61	77	87
	661,512	49,462	69,441	49,807	76,719	84,366
	952	1,030	902	817	996	970
東京	262				24	
	212,814				19,440	
	812				810	
神奈川	135					
	91,973					
	681					
静岡	47,150	4,772	4,526	4,041	3,871	3,854
	49,130,282	4,636,074	4,741,532	4,042,577	3,763,401	4,516,352
	1,042	972	1,048	1,000	972	1,172
佐賀	1					1
	3,348					3,348
	3,348					3,348
開干さんま	60,360	4,821	5,960	4,812	4,194	3,983
合計	50,914,747	4,528,137	5,095,399	3,851,863	4,073,095	3,924,508
平均単価	844	939	855	800	971	985
福島	50,333	4,069	4,575	4,382	3,027	3,549
	39,532,402	3,627,586	3,602,593	3,158,310	2,780,306	3,296,371
	785	892	787	721	919	929
宮城	1,744	120	156	96	128	150
	1,837,608	121,824	193,989	106,553	135,497	153,792
	1,054	1,015	1,244	1,110	1,059	1,025
茨城	6,143	453	984	120	787	78
	6,150,401	529,443	885,600	238,680	795,636	154,764
	1,001	1,169	900	1,989	1,011	1,984
千葉	2,063	135	241	206	248	206
	3,337,787	218,396	410,409	342,423	358,632	319,581
	1,618	1,618	1,703	1,662	1,446	1,551
東京	17					
	13,932					
	820					
山口	60	44	4	8	4	
	42,617	30,888	2,808	5,897	3,024	
	710	702	702	737	756	
丸干さんま	2,608	266	211	231	247	273
合計	2,885,505	254,899	216,340	206,690	241,818	281,763
平均単価	1,106	958	1,025	895	979	1,032
福島	2,539	242	205	207	247	271
	2,763,465	218,611	207,268	175,586	241,818	278,501
	1,088	903	1,011	848	979	1,028
東京	59	24	6	24		2
	88,992	36,288	9,072	31,104		2,160
	1,508	1,512	1,512	1,296		1,080
愛知	10					0
	33,048					1,102
	3,305					0
開干ほっけ	103,432	10,453	8,758	7,305	8,094	9,383
合計	176,515,605	17,149,320	14,510,589	13,345,973	13,840,838	13,754,565
平均単価	1,707	1,641	1,657	1,827	1,710	1,466
福島	31,916	3,032	2,596	2,146	2,637	2,339
	80,431,332	7,248,508	6,832,917	6,309,734	6,893,210	5,519,428
	2,520	2,391	2,632	2,940	2,614	2,360

上段：数量=kg
 单位 中断：金額=円
 下段：単価=円

9月	10月	11月	12月	1月	2月	3月
	2 16,718 8,359					
4,650 5,660,884 1,217	4,076 6,092,564 1,495	4,034 4,369,749 1,083	4,389 4,645,610 1,058	3,692 4,007,893 1,086	4,495 4,806,016 1,069	4,513 6,973,500 1,545
70 129,282 1,847	99 1,379,046 13,930	62 79,531 1,283	60 79,812 1,330	51 52,704 1,033	29 38,448 1,326	74 1,396,805 18,876
347 741,609 2,137	376 684,882 1,821	296 662,877 2,239	327 731,052 2,236	407 839,673 2,063	443 874,202 1,973	404 818,883 2,027
73 40,520 555	30 58,512 1,950	43 52,443 1,220	107 103,415 966	6 7,257 1,210	48 34,839 726	38 34,731 914
3 3,888 1,296	12 21,222 1,769	69 59,400 861		40 23,328 583	72 54,432 756	42 31,104 741
		39 19,872 510	19 5,573 293			77 66,528 864
4,157 4,745,585 1,142	3,559 3,948,902 1,110	3,525 3,495,626 992	3,876 3,725,758 961	3,188 3,084,931 968	3,903 3,804,095 975	3,878 4,625,449 1,193
4,927 4,584,584 931	4,984 4,225,845 848	5,584 4,347,960 779	4,570 4,095,452 896	5,037 3,685,829 732	5,214 4,175,783 801	6,274 4,326,292 690
3,996 3,495,399 875	4,332 3,479,778 803	4,812 3,594,608 747	3,590 3,082,929 859	4,690 3,140,657 670	4,340 3,115,452 718	4,971 3,158,413 635
245 249,923 1,020	121 129,168 1,068	128 131,544 1,028	144 146,448 1,017	124 128,012 1,032	152 158,986 1,046	180 181,872 1,010
527 600,156 1,139	453 527,040 1,163	533 471,852 885	664 570,348 859	108 217,620 2,015	517 535,832 1,036	919 623,430 678
156 235,218 1,508	78 89,859 1,152	97 139,912 1,442	172 295,727 1,719	115 199,540 1,735	205 365,513 1,783	204 362,577 1,777
3 3,888 1,296		14 10,044 717				
154 152,511 990	278 281,269 1,012	169 212,116 1,255	361 468,117 1,297	160 222,135 1,388	100 142,431 1,424	158 205,416 1,300
152 145,448 957	270 256,386 950	166 201,748 1,215	361 468,117 1,297	160 222,135 1,388	100 142,431 1,424	158 205,416 1,300
		3 10,368 3,456				
2 7,063 3,532	8 24,883 3,110					
8,436 14,675,603 1,740	7,871 14,115,902 1,793	10,948 18,922,317 1,728	9,755 15,246,089 1,563	5,865 11,738,582 2,001	7,379 12,644,152 1,714	9,185 16,571,675 1,804
2,776 6,929,451 2,496	3,095 7,153,900 2,311	3,023 7,856,770 2,599	2,799 5,875,663 2,099	2,122 6,065,482 2,858	2,097 5,358,701 2,555	3,254 8,387,568 2,578

(3)塩干、加工品

品目別・出荷地	計	4月	5月	6月	7月	8月
開干ほっけ	1,138	250	99	40	29	19
宮城	1,521,853	338,309	144,051	42,682	31,882	20,261
	1,337	1,353	1,455	1,067	1,099	1,066
茨城	29,432	2,867	2,132	2,218	2,105	2,278
	49,273,811	5,345,220	3,204,994	3,557,036	3,313,659	3,560,946
	1,674	1,864	1,503	1,604	1,574	1,563
千葉	39,987	3,985	3,888	2,863	3,172	4,592
	44,237,888	3,944,006	4,288,532	3,375,447	3,417,212	4,483,754
	1,106	990	1,103	1,179	1,077	976
東京	25					
	21,060					
	842					
富山	60				20	
	147,225				45,619	
	2,454				2,281	
静岡	874	319	43	38	131	155
	882,436	273,277	40,095	61,074	139,256	170,176
	1,010	857	932	1,607	1,063	1,098
開干きちじ	7,805	654	426	329	574	1,050
合 計	15,262,889	1,144,741	847,422	762,630	1,179,291	2,151,018
平均単価	1,956	1,750	1,989	2,318	2,055	2,049
福島	7,628	621	421	329	550	1,050
	15,103,438	1,126,921	842,832	762,630	1,158,879	2,151,018
	1,980	1,815	2,002	2,318	2,107	2,049
北海道	8					
	40,176					
	5,022					
宮城	168	33	5		24	
	119,275	17,820	4,590		20,412	
	710	540	918		851	
茨城	1					
	0					
	0					
開干さば	36,687	3,871	3,779	3,818	3,396	2,392
合 計	35,898,727	3,628,857	3,761,319	3,798,721	3,582,793	2,268,104
平均単価	979	937	995	995	1,055	948
福島	8,078	869	953	1,366	1,056	351
	8,343,904	767,130	1,125,758	1,429,477	1,223,210	377,778
	1,033	883	1,181	1,046	1,158	1,076
北海道	3			3		
	29,700			29,700		
	9,900			9,900		
宮城	188	15	2			
	217,428	13,608	0			
	1,157	907	0			
茨城	25,007	2,586	2,545	2,156	1,999	1,824
	23,823,150	2,446,212	2,348,696	2,015,002	1,998,422	1,674,739
	953	946	923	935	1,000	918
千葉	2,048	221	138	186	184	145
	2,191,205	244,184	148,949	225,155	195,951	141,823
	1,070	1,105	1,079	1,211	1,065	978
東京	219	24	24	24	24	
	210,438	22,032	22,032	22,032	22,032	
	961	918	918	918	918	
静岡	852	132	73	59	97	48
	741,406	107,827	64,800	49,491	100,518	45,684
	870	817	888	839	1,036	952
山口	292	24	44	24	36	24
	341,496	27,864	51,084	27,864	42,660	28,080
	1,170	1,161	1,161	1,161	1,185	1,170
身欠にしん	13,233	1,748	2,640	1,005	665	582
合 計	11,116,312	1,533,922	2,310,495	818,752	543,203	456,521
平均単価	840	878	875	815	817	784
福島	5					
	10,368					
	2,074					

上段：数量=kg
 单位 中断：金額=円
 下段：単価=円

9月	10月	11月	12月	1月	2月	3月
44	58	33	105	52	319	90
64,152	80,481	48,081	150,009	74,520	398,735	128,690
1,458	1,388	1,457	1,429	1,433	1,250	1,430
2,345	2,300	3,030	2,867	1,828	2,500	2,962
3,983,042	4,151,560	4,647,323	4,905,811	3,428,749	4,338,429	4,837,042
1,699	1,805	1,534	1,711	1,876	1,735	1,633
3,189	2,348	4,829	3,945	1,843	2,463	2,870
3,620,037	2,663,136	6,323,055	4,244,946	2,120,065	2,548,287	3,209,411
1,135	1,134	1,309	1,076	1,150	1,035	1,118
16						9
12,096						8,964
756						996
			20	20		
			51,840	49,766		
			2,592	2,488		
66	70	33	19			
66,825	66,825	47,088	17,820			
1,013	955	1,427	938			
265	321	501	2,333	411	266	675
562,653	663,190	1,027,499	4,301,876	935,134	537,450	1,149,985
2,123	2,066	2,051	1,844	2,275	2,020	1,704
265	320	501	2,237	411	266	657
562,653	658,870	1,027,499	4,205,119	935,134	537,450	1,134,433
2,123	2,059	2,051	1,880	2,275	2,020	1,727
	1		7			
	4,320		35,856			
	4,320		5,122			
			88			18
			60,901			15,552
			692			864
			1			
			0			
			0			
2,916	2,381	2,694	2,542	2,725	3,044	3,129
2,622,866	2,331,652	2,572,712	2,503,238	2,799,495	3,055,523	2,973,447
899	979	955	985	1,027	1,004	950
825	334	472	556	393	413	490
625,919	341,306	432,771	588,568	513,280	510,786	407,921
759	1,022	917	1,059	1,306	1,237	832
	29		7	2	113	20
	62,210		3,888	2,333	110,160	25,229
	2,145		555	1,167	975	1,261
1,856	1,759	1,957	1,637	2,082	2,205	2,401
1,745,774	1,656,149	1,858,942	1,583,699	2,051,064	2,106,725	2,337,726
941	942	950	967	985	955	974
149	179	152	256	130	210	98
172,495	199,276	160,201	247,703	130,245	233,622	91,601
1,158	1,113	1,054	968	1,002	1,112	935
24		36	8	31	24	
22,032		44,064	7,290	26,892	22,032	
918		1,224	911	867	918	
46	60	57	62	71	63	84
38,070	49,491	53,298	53,298	57,105	53,298	68,526
828	825	935	860	804	846	816
16	20	20	16	16	16	36
18,576	23,220	23,436	18,792	18,576	18,900	42,444
1,161	1,161	1,172	1,175	1,161	1,181	1,179
621	802	748	2,648	532	523	719
485,121	640,035	642,637	2,131,258	500,209	413,832	640,327
781	798	859	805	940	791	891
					5	
					10,368	
					2,074	

(3)塩干、加工品

品目別・出荷地	計	4月	5月	6月	7月	8月
身欠にしん	13,228	1,748	2,640	1,005	665	582
北海道	11,105,944	1,533,922	2,310,495	818,752	543,203	456,521
	840	878	875	815	817	784
煮干	66,497	6,008	6,582	8,003	6,003	6,046
合計	166,139,360	16,490,218	16,342,456	14,066,001	12,091,880	12,465,460
平均単価	2,498	2,745	2,483	1,758	2,014	2,062
福島	3,226	62	126	232	315	372
	13,792,915	1,066,911	1,488,691	671,933	1,006,806	1,156,747
	4,276	17,208	11,815	2,896	3,196	3,110
北海道	186		3	16		20
	1,749,492		23,328	139,968	162,648	189,216
	9,406		7,776	8,748	9,036	9,461
青森	42				4	
	61,560				5,616	
	1,466				1,404	
岩手	13		12	1		
	44,388		40,932	3,456		
	3,414		3,411	3,456		
宮城	2,129	158	185	204	197	183
	12,443,036	787,688	983,136	1,109,169	1,160,852	1,005,033
	5,845	4,985	5,314	5,437	5,893	5,492
茨城	19,499	338	1,322	4,353	2,283	2,147
	45,192,817	1,011,722	3,777,959	6,127,769	4,015,894	4,362,930
	2,318	2,993	2,858	1,408	1,759	2,032
千葉	1,922	434	528	107	55	92
	11,342,130	3,074,123	2,186,446	552,959	312,422	441,206
	5,901	7,083	4,141	5,168	5,680	4,796
東京	34,803	3,704	3,959	2,742	2,905	2,972
	68,423,650	6,642,487	6,581,067	4,424,672	4,739,668	4,509,075
	1,966	1,793	1,662	1,614	1,632	1,517
新潟	145	19		12	12	12
	352,188	41,796		29,484	29,160	29,160
	2,429	2,200		2,457	2,430	2,430
静岡	1,648	218	186	166	110	145
	5,519,565	796,108	647,673	579,590	368,062	488,546
	3,349	3,652	3,482	3,492	3,346	3,369
愛知	1,250	920	130	10	5	25
	3,352,207	2,606,851	269,047	29,808	11,750	58,751
	2,682	2,834	2,070	2,981	2,350	2,350
兵庫	48	12	12	4		4
	121,822	28,339	28,339	10,886		10,886
	2,538	2,362	2,362	2,722		2,722
島根	6	3			3	
	25,920	11,016			14,904	
	4,320	3,672			4,968	
広島	20	4		4		
	129,600	25,920		25,920		
	6,480	6,480		6,480		
愛媛	224	24	16	14	13	12
	1,287,662	160,574	108,865	92,536	89,818	80,291
	5,748	6,691	6,804	6,610	6,909	6,691
福岡	1,336	112	103	138	83	62
	2,300,408	236,683	206,973	267,851	174,280	133,619
	1,722	2,113	2,009	1,941	2,100	2,155
みりん干	22,004	1,924	1,910	1,954	1,491	1,577
合計	36,191,839	2,832,003	2,958,227	3,350,450	2,158,660	2,379,172
平均単価	1,645	1,472	1,549	1,715	1,448	1,509
福島	20,946	1,849	1,831	1,569	1,449	1,508
	34,340,027	2,757,746	2,864,161	2,380,885	2,035,613	2,300,831
	1,639	1,491	1,564	1,517	1,405	1,526
宮城	51	0	0	0	8	2
	155,086	970	970	970	73,872	12,636
	3,041	0	0	0	9,234	6,318
茨城	992	75	77	385	32	67
	1,574,146	73,287	75,816	968,595	31,895	65,705
	1,587	977	985	2,516	997	981

上段：数量=kg
 单位 中断：金額=円
 下段：単価=円

9月	10月	11月	12月	1月	2月	3月
621 485,121 781	802 640,035 798	748 642,637 859	2,648 2,131,258 805	532 500,209 940	518 403,464 779	719 640,327 891
6,806 12,377,168 1,819	6,398 14,858,383 2,322	6,285 15,265,344 2,429	4,202 14,589,895 3,472	2,765 9,693,278 3,506	3,398 11,645,765 3,427	4,001 16,253,512 4,062
140 471,671 3,369	211 1,486,495 7,045	621 1,390,702 2,239	308 1,757,809 5,707	300 877,369 2,925	274 785,181 2,866	265 1,632,600 6,161
5 45,360 9,072	25 290,736 11,629	26 190,080 7,311	51 449,064 8,805	9 89,964 9,996	5 64,152 12,830	8 104,976 13,122
			8 7,344 918	5 32,400 6,480		25 16,200 648
183 1,017,240 5,559	208 1,164,897 5,600	203 1,160,170 5,715	142 726,327 5,115	135 890,652 6,597	159 1,361,121 8,561	172 1,076,751 6,260
2,162 4,226,731 1,955	1,779 5,100,182 2,867	1,745 5,196,950 2,978	1,391 4,382,862 3,151	767 2,693,640 3,512	758 2,685,400 3,543	454 1,610,778 3,548
76 377,849 4,972	114 466,830 4,095	124 662,148 5,340	101 844,668 8,363	23 164,592 7,156	96 433,989 4,521	172 1,824,898 10,610
3,999 5,593,581 1,399	3,794 5,655,325 1,491	3,236 5,792,300 1,790	1,717 4,953,251 2,885	1,318 4,454,611 3,380	1,848 5,738,796 3,105	2,609 9,338,817 3,579
12 29,160 2,430	6 14,580 2,430	18 43,740 2,430	18 43,740 2,430	12 29,160 2,430	12 30,456 2,538	12 31,752 2,646
79 248,268 3,143	119 346,742 2,914	142 481,138 3,388	243 985,691 4,056	59 145,128 2,460	88 203,447 2,312	93 229,172 2,464
20 47,000 2,350	25 58,750 2,350	25 58,750 2,350	35 82,250 2,350	25 58,750 2,350	25 58,750 2,350	5 11,750 2,350
4 10,886 2,722		4 10,886 2,722		4 10,714 2,679		4 10,886 2,722
4 25,920 6,480	4 25,920 6,480		4 25,920 6,480			
12 81,650 6,804	13 85,731 6,595	31 113,207 3,652	12 84,371 7,031	26 129,690 4,988	23 104,912 4,561	28 156,017 5,572
110 201,852 1,835	100 162,195 1,622	110 165,273 1,502	172 246,598 1,434	82 116,608 1,422	110 179,561 1,632	154 208,915 1,357
1,923 2,913,836 1,515	1,510 2,243,705 1,486	2,423 5,054,493 2,086	1,592 2,504,637 1,573	1,746 2,571,868 1,473	1,681 2,454,080 1,460	2,273 4,770,708 2,099
1,868 2,835,322 1,518	1,458 2,184,804 1,498	2,375 4,971,465 2,093	1,562 2,473,340 1,583	1,647 2,451,597 1,489	1,612 2,385,848 1,480	2,218 4,698,415 2,118
2 10,692 5,346	1 5,832 5,832	1 3,888 3,888	0 972 0	37 42,340 1,144		0 1,944 0
50 50,542 1,011	51 53,069 1,041	43 42,960 999	30 30,325 1,011	60 60,651 1,011	69 68,232 989	53 53,069 1,001

(3)塩干、加工品

品目別・出荷地	計	4月	5月	6月	7月	8月
みりん干	15		2		2	
東京	122,580		17,280		17,280	
	8,172		8,640		8,640	
するめ	17,047	1,522	1,017	1,166	673	992
合計	61,486,956	2,757,536	2,086,657	3,145,644	1,575,656	2,410,307
平均単価	3,607	1,812	2,052	2,698	2,341	2,430
福島	1,213	14	6	3	3	6
	6,734,468	82,620	50,220	23,220	18,576	39,474
	5,552	5,901	8,370	7,740	6,192	6,579
北海道	5,074	40	20	70	20	80
	20,465,092	179,280	90,720	111,780	88,560	160,380
	4,033	4,482	4,536	1,597	4,428	2,005
青森	2,602	581	347	222	221	406
	4,760,921	723,600	463,752	402,300	381,888	625,860
	1,830	1,245	1,336	1,812	1,728	1,542
岩手	1,814	32	112	368	20	120
	6,039,360	129,600	455,220	1,364,040	81,000	469,800
	3,329	4,050	4,064	3,707	4,050	3,915
宮城	3,351	772	491	386	313	170
	9,661,279	1,177,896	801,619	710,892	510,106	291,995
	2,883	1,526	1,633	1,842	1,630	1,718
茨城	84	19	15	5	30	15
	215,330	46,364	39,366	13,122	78,732	37,746
	2,563	2,440	2,624	2,624	2,624	2,516
千葉	1,424	47	7	80	45	136
	6,413,904	296,784	66,744	351,000	319,680	396,468
	4,504	6,315	9,535	4,388	7,104	2,915
東京	1,104					
	4,681,044					
	4,240					
大阪	365	17	19	24	13	59
	2,489,778	121,392	119,016	156,816	83,808	388,584
	6,821	7,141	6,264	6,534	6,447	6,586
兵庫	16			8	8	
	25,780			12,474	13,306	
	1,611			1,559	1,663	
その他干物	108,740	8,734	11,976	9,809	8,913	8,218
合計	175,586,187	13,339,312	18,781,781	15,790,433	16,072,297	15,431,215
平均単価	1,615	1,527	1,568	1,610	1,803	1,878
福島	27,512	1,749	2,420	1,897	2,816	1,969
	65,165,269	3,768,303	6,203,836	4,239,116	7,114,910	5,728,636
	2,369	2,155	2,564	2,235	2,527	2,909
北海道	1,949	235	160	150	70	117
	1,220,984	118,206	94,716	86,724	43,524	84,726
	626	503	592	578	622	724
青森	2,911	45	9	33	50	18
	4,962,206	115,860	34,300	282,355	176,904	152,755
	1,705	2,575	3,811	8,556	3,538	8,486
宮城	6,653	834	1,888	2,246	253	213
	15,474,689	1,751,449	3,832,283	4,896,355	798,252	581,814
	2,326	2,100	2,030	2,180	3,155	2,732
茨城	32,886	2,758	3,250	2,519	2,216	3,021
	41,995,483	3,468,158	3,858,329	3,029,949	3,006,704	4,828,528
	1,277	1,257	1,187	1,203	1,357	1,598
千葉	1,232	143	85	63	407	115
	1,961,401	189,699	82,122	41,644	1,063,620	113,444
	1,592	1,327	966	661	2,613	986
東京	4,832	157	506	180	230	263
	5,417,216	313,794	809,107	262,615	378,390	368,313
	1,121	1,999	1,599	1,459	1,645	1,400
神奈川	8	8				
	20,736	20,736				
	2,592	2,592				
福井	208	28	18	12	12	
	309,258	51,678	25,758	17,172	17,172	
	1,487	1,846	1,431	1,431	1,431	

上段：数量=kg
 单位 中断：金額=円
 下段：単価=円

9月	10月	11月	12月	1月	2月	3月
3		4		2		2
17,280		36,180		17,280		17,280
5,760		9,045		8,640		8,640
701	1,361	2,530	5,619	460	395	611
2,716,859	5,974,193	10,848,316	24,265,873	1,849,414	1,699,412	2,157,089
3,876	4,390	4,288	4,319	4,020	4,302	3,530
9	35	146	870	29	28	64
69,336	179,561	982,948	4,509,023	142,258	158,792	478,440
7,704	5,130	6,733	5,183	4,905	5,671	7,476
30	860	1,150	2,560	130	100	14
130,680	3,692,520	4,449,600	10,571,342	563,760	370,440	56,030
4,356	4,294	3,869	4,129	4,337	3,704	4,002
132	110	246	87	110	15	125
333,677	272,700	812,808	319,572	177,552	34,128	213,084
2,528	2,479	3,304	3,673	1,614	2,275	1,705
80	92	124	430	104	112	220
307,800	340,200	453,600	1,117,800	377,460	335,340	607,500
3,848	3,698	3,658	2,600	3,629	2,994	2,761
37	181	365	452	26	111	47
176,418	1,101,600	1,760,400	2,288,358	149,364	593,136	99,495
4,768	6,086	4,823	5,063	5,745	5,344	2,117
260	42	327	430	25		25
993,060	171,990	1,453,464	2,100,114	149,580		115,020
3,819	4,095	4,445	4,884	5,983		4,601
140	20	103	749	6		86
621,000	83,484	452,520	3,072,600	77,760		373,680
4,436	4,174	4,393	4,102	12,960		4,345
13	21	69	41	30	29	30
84,888	132,138	482,976	287,064	211,680	207,576	213,840
6,530	6,292	7,000	7,002	7,056	7,158	7,128
8,834	7,279	7,727	13,246	8,448	7,980	7,576
14,417,286	11,618,836	12,244,537	21,260,637	13,583,112	10,869,828	12,176,913
1,632	1,596	1,585	1,605	1,608	1,362	1,607
2,043	1,841	2,012	5,148	2,305	1,278	2,034
5,481,609	4,514,390	4,415,867	9,806,418	6,263,518	3,094,378	4,534,288
2,683	2,452	2,195	1,905	2,717	2,421	2,229
35	150	107	378	103	208	236
21,762	82,620	86,346	298,156	96,228	93,010	114,966
622	551	807	789	934	447	487
20	85	91	1,153	572	744	91
150,724	298,427	274,100	1,565,216	721,997	911,105	278,463
7,536	3,511	3,012	1,358	1,262	1,225	3,060
709	124	65	44	12	46	219
1,443,367	370,388	216,499	221,837	148,558	230,839	983,048
2,036	2,987	3,331	5,042	12,380	5,018	4,489
2,113	2,198	2,509	3,494	3,392	2,873	2,543
2,813,006	2,891,801	3,239,118	4,398,947	3,668,113	3,509,502	3,283,328
1,331	1,316	1,291	1,259	1,081	1,222	1,291
19	133	59	122	4	18	64
24,505	108,928	71,842	150,368	6,566	26,265	82,398
1,290	819	1,218	1,233	1,642	1,459	1,287
1,615	645	244	116	48	672	156
1,430,435	507,656	494,003	316,562	97,460	371,634	67,247
886	787	2,025	2,729	2,030	553	431
30	12	36	12	18	6	24
42,930	17,172	51,516	17,172	25,758	8,586	34,344
1,431	1,431	1,431	1,431	1,431	1,431	1,431

(3)塩干、加工品

品目別・出荷地	計	4月	5月	6月	7月	8月
その他干物	511	15	10	15	33	61
静岡	1,950,947	110,592	78,030	92,880	49,061	245,456
	3,818	7,373	7,803	6,192	1,487	4,024
兵庫	17,254	1,946	2,179	2,220	1,782	1,429
	25,323,846	2,599,011	2,443,070	2,378,210	2,499,574	2,337,498
	1,468	1,336	1,121	1,071	1,403	1,636
鳥取	463	60	110	10	16	70
	561,427	96,422	176,775	16,070	16,589	75,168
	1,213	1,607	1,607	1,607	1,037	1,074
広島	24					
	25,920					
	1,080					
山口	11,835	734	1,333	460	1,011	887
	10,507,571	670,388	1,120,559	435,895	859,429	806,791
	888	913	841	948	850	910
香川	194					
	135,756					
	700					
愛媛	137	22	8	4	17	18
	381,456	65,016	22,896	11,448	48,168	48,168
	2,784	2,955	2,862	2,862	2,833	2,676
福岡	129					35
	155,304					43,200
	1,204					1,234
鹿児島	2					2
	16,718					16,718
	8,359					8,359
焼物	15,766	1,404	1,210	1,294	1,477	1,649
合計	31,576,070	2,362,273	2,455,006	2,501,835	3,086,956	3,416,111
平均単価	2,003	1,683	2,029	1,933	2,090	2,072
福島	4,061	317	368	345	377	325
	9,019,534	695,851	807,825	756,223	832,946	709,824
	2,221	2,195	2,195	2,192	2,209	2,184
青森	236	38	4	28	122	8
	254,232	53,352	6,480	30,996	88,452	14,148
	1,077	1,404	1,620	1,107	725	1,769
宮城	5,534	583	414	410	372	643
	10,395,248	930,411	865,360	826,789	908,448	1,144,974
	1,878	1,596	2,090	2,017	2,442	1,781
茨城	698	36	33	22	101	76
	3,766,856	100,699	213,451	142,301	420,196	498,053
	5,397	2,797	6,468	6,468	4,160	6,553
埼玉	1					
	0					
	0					
千葉	3,859	289	305	333	356	367
	5,116,053	382,040	400,635	437,807	473,829	488,052
	1,326	1,322	1,314	1,315	1,331	1,330
東京	181	76	28	18		
	257,456	69,768	33,113	16,443		
	1,422	918	1,183	914		
静岡	15	3	3		3	3
	57,996	11,664	11,664		11,988	11,340
	3,866	3,888	3,888		3,996	3,780
山口	64	20	8	8	18	6
	68,484	21,774	7,776	7,776	17,334	6,048
	1,070	1,089	972	972	963	1,008
佐賀	56				6	
	171,169				63,709	
	3,057				10,618	
大分	1,061	42	47	130	122	221
	2,469,042	96,714	108,702	283,500	270,054	543,672
	2,327	2,303	2,313	2,181	2,214	2,460
揚物	368,418	26,500	29,353	28,939	24,205	24,731
合計	389,704,501	27,305,500	30,762,629	30,444,846	26,750,167	25,591,573
平均単価	1,058	1,030	1,048	1,052	1,105	1,035

上段：数量=kg
 单位 中断：金額=円
 下段：単価=円

9月	10月	11月	12月	1月	2月	3月
16	38	60	137	60	23	43
97,200	123,385	186,754	527,214	202,073	74,736	163,566
6,075	3,247	3,113	3,848	3,368	3,249	3,804
1,133	987	1,114	1,666	873	880	1,045
1,914,772	1,728,345	1,975,588	3,000,528	1,396,439	1,416,781	1,634,030
1,690	1,751	1,773	1,801	1,600	1,610	1,564
95	57	45				
89,424	44,323	46,656				
941	778	1,037				
		24				
		25,920				
		1,080				
992	967	1,314	935	1,061	1,058	1,083
870,832	860,877	1,084,944	877,651	956,402	1,008,144	955,659
878	890	826	939	901	953	882
	34				160	
	47,628				88,128	
	1,401				551	
14	8	12	12		14	8
36,720	22,896	32,184	34,344		36,720	22,896
2,623	2,862	2,682	2,862		2,623	2,862
		35	29			30
		43,200	46,224			22,680
		1,234	1,594			756
1,457	1,331	1,135	1,156	1,147	1,093	1,413
3,092,359	3,258,930	2,052,571	2,532,007	2,178,734	1,986,187	2,653,101
2,122	2,448	1,808	2,190	1,900	1,817	1,878
488	284	289	228	312	267	461
1,099,916	629,919	669,321	513,558	690,406	590,314	1,023,431
2,254	2,218	2,316	2,252	2,213	2,211	2,220
6	2	2	12	4	6	4
16,308	2,160	2,160	23,004	4,320	8,532	4,320
2,718	1,080	1,080	1,917	1,080	1,422	1,080
392	421	420	427	463	459	530
774,549	829,272	745,780	671,403	897,520	847,341	953,401
1,976	1,970	1,776	1,572	1,938	1,846	1,799
54	174	27	157	9		9
355,752	1,090,584	59,940	811,036	37,422		37,422
6,588	6,268	2,220	5,166	4,158		4,158
						1
						0
						0
365	347	350	253	289	295	310
485,006	458,541	466,992	335,178	386,262	390,258	411,453
1,329	1,321	1,334	1,325	1,337	1,323	1,327
8	19		30	2		
7,344	52,758		72,042	5,988		
918	2,777		2,401	2,994		
		3				
		11,340				
		3,780				
			4			
			7,776			
			1,944			
					10	40
					21,600	85,860
					2,160	2,147
144	84	44	45	68	56	58
353,484	195,696	97,038	98,010	156,816	128,142	137,214
2,455	2,330	2,205	2,178	2,306	2,288	2,366
31,284	34,002	34,255	35,531	30,562	36,210	32,846
31,160,625	35,762,083	36,919,958	39,476,792	32,986,619	36,686,989	35,856,720
996	1,052	1,078	1,111	1,079	1,013	1,092

(3)塩干、加工品

品目別・出荷地	計	4月	5月	6月	7月	8月
揚物	27,198	1,845	2,143	1,987	1,640	1,765
福島	66,662,582	4,179,567	5,218,933	4,419,286	3,864,128	4,072,103
	2,451	2,265	2,435	2,224	2,356	2,307
北海道	23	20				3
	16,632	16,632				0
	723	832				0
岩手	220	50	29		2	12
	320,463	72,738	36,612		4,320	24,192
	1,457	1,455	1,262		2,160	2,016
宮城	131,911	9,113	10,821	11,034	9,270	8,947
	107,195,215	7,280,928	8,925,489	8,887,832	7,663,123	7,019,713
	813	799	825	805	827	785
秋田	6,375	539	583	539	514	531
	2,445,157	207,256	227,241	208,336	197,962	204,097
	384	385	390	387	385	384
山形	988	56	48	57	74	181
	1,170,492	58,055	52,616	64,019	81,773	220,107
	1,185	1,037	1,096	1,123	1,105	1,216
茨城	77,959	5,674	6,104	6,587	4,963	5,099
	104,439,757	7,860,603	8,387,381	9,103,082	7,072,912	7,252,766
	1,340	1,385	1,374	1,382	1,425	1,422
栃木	6,235	564	514	609	568	615
	7,770,525	856,855	838,080	1,151,244	1,849,181	1,041,139
	1,246	1,519	1,631	1,890	3,256	1,693
群馬	33	2	2	2	1	1
	259,176	13,996	18,618	13,867	4,752	9,504
	7,854	6,998	9,309	6,934	4,752	9,504
千葉	10,349	968	882	922	786	734
	8,278,742	788,251	721,283	698,754	621,295	571,290
	800	814	818	758	790	778
東京	1,623	96	27	111	29	91
	1,629,804	202,008	85,214	189,067	57,963	105,422
	1,004	2,104	3,156	1,703	1,999	1,158
神奈川	101	4		3	39	3
	306,806	13,392		9,720	66,225	9,720
	3,038	3,348		3,240	1,698	3,240
新潟	82,148	6,121	6,655	5,474	5,127	5,353
	59,554,146	4,115,410	4,443,641	3,971,465	3,812,020	3,725,477
	725	672	668	726	744	696
福井	561	48	22	110	18	67
	589,318	41,551	22,980	119,913	19,010	77,036
	1,050	866	1,045	1,090	1,056	1,150
静岡	447	28	100	6	56	15
	1,322,847	65,253	226,800	13,608	197,143	32,400
	2,959	2,330	2,268	2,268	3,520	2,160
愛知	17,576	1,177	1,165	1,038	864	1,066
	22,895,924	1,296,713	1,321,084	1,183,797	1,005,189	930,949
	1,303	1,102	1,134	1,140	1,163	873
三重	346					
	206,265					
	596					
滋賀	250			80		
	194,400			62,208		
	778			778		
兵庫	2,524	77	130	260	151	125
	2,080,755	65,264	72,042	156,752	99,164	106,205
	824	848	554	603	657	850
岡山	30					
	38,036					
	1,268					
広島	208	9	9	24	9	21
	867,812	33,696	33,685	90,331	33,696	78,343
	4,172	3,744	3,743	3,764	3,744	3,731
山口	155	33	8	8	10	22
	327,815	66,744	20,088	19,829	22,292	36,806
	2,115	2,023	2,511	2,479	2,229	1,673

上段：数量=kg
 单位 中断：金額=円
 下段：単価=円

9月	10月	11月	12月	1月	2月	3月
1,623 3,609,124 2,224	2,461 5,343,038 2,171	2,772 6,276,623 2,264	3,117 8,497,758 2,726	2,408 5,849,182 2,429	2,483 7,593,667 3,058	2,954 7,739,173 2,620
2 2,592 1,296				42 69,120 1,646	46 62,856 1,366	37 48,033 1,298
11,929 9,076,734 761	13,169 10,826,174 822	12,248 10,227,776 835	12,283 10,362,011 844	11,012 9,163,913 832	11,736 9,500,488 810	10,349 8,261,034 798
520 191,044 367	539 203,682 378	546 211,120 387	560 223,394 399	476 180,874 380	510 190,903 374	518 199,248 385
113 129,984 1,150	75 81,363 1,085	90 106,033 1,178	67 74,019 1,105	50 58,060 1,161	97 144,351 1,488	80 100,112 1,251
5,970 8,735,287 1,463	5,972 8,700,232 1,457	6,676 9,381,620 1,405	6,521 8,858,393 1,358	5,582 7,802,945 1,398	11,162 10,190,659 913	7,649 11,093,877 1,450
487 640,089 1,314	357 236,204 662	469 292,718 624	705 324,718 461	439 178,123 406	315 107,828 342	593 254,346 429
3 23,501 7,834		6 20,736 3,456	12 121,068 10,089	1 9,504 9,504	2 14,126 7,063	1 9,504 9,504
899 711,580 792	932 703,871 755	833 689,845 828	847 748,765 884	803 629,416 784	826 647,308 784	917 747,084 815
24 52,132 2,172	72 93,799 1,303	143 159,846 1,118	297 146,982 495	105 105,101 1,001	356 253,174 711	272 179,096 658
3 9,720 3,240		3 9,720 3,240	36 168,869 4,691		7 9,720 1,389	3 9,720 3,240
7,132 5,603,569 786	7,948 5,990,068 754	7,826 5,706,116 729	8,637 6,241,757 723	7,224 5,382,997 745	7,019 5,412,864 771	7,632 5,148,762 675
1 1,192 1,192	295 307,636 1,043					
17 36,720 2,160	50 103,680 2,074	42 87,264 2,078	51 344,347 6,752	24 94,846 3,952	25 51,990 2,080	33 68,796 2,085
1,455 1,598,660 1,099	1,709 2,678,098 1,567	2,207 3,105,920 1,407	1,950 2,875,007 1,474	1,966 2,984,268 1,518	1,439 2,188,494 1,521	1,540 1,727,745 1,122
48 25,375 529	102 53,951 529		68 45,851 674	98 64,888 662		30 16,200 540
30 23,328 778		60 46,656 778		20 15,552 778		60 46,656 778
889 470,232 529	195 238,715 1,224	144 198,190 1,376	235 232,152 988	177 245,508 1,387	87 140,826 1,619	54 55,705 1,032
	2 0 0	4 0 0	24 38,036 1,585			
24 89,554 3,731	9 33,696 3,744	43 249,696 5,807	18 67,392 3,744	6 22,464 3,744	27 101,563 3,762	9 33,696 3,744
15 37,326 2,488	8 19,958 2,495	11 27,476 2,498	7 17,107 2,444	21 29,549 1,407	5 13,014 2,603	7 17,626 2,518

(3)塩干、加工品

品目別・出荷地	計	4月	5月	6月	7月	8月
揚物	7					
福岡	55,037					
	7,862					
長崎	1,151	76	111	88	84	80
	1,076,795	70,588	110,842	81,736	78,019	74,304
	936	929	999	929	929	929
かまぼこ	236,715	19,803	22,298	20,552	21,678	18,706
合計	247,855,274	18,811,199	20,070,270	18,657,226	20,350,753	19,098,619
平均単価	1,047	950	900	908	939	1,021
福島	72,570	5,196	5,029	4,380	4,127	4,525
	82,544,719	5,058,847	4,462,887	4,255,825	3,873,344	4,935,849
	1,137	974	887	972	939	1,091
北海道	99	10		25	15	15
	580,079	15,336		40,608	25,272	27,054
	5,859	1,534		1,624	1,685	1,804
岩手	7		2	1	1	3
	7,290		2,430	1,215	1,215	2,430
	1,041		1,215	1,215	1,215	810
宮城	97,149	8,077	9,094	8,292	9,500	7,098
	95,294,202	7,963,028	8,855,515	8,079,640	9,125,055	7,492,051
	981	986	974	974	961	1,056
山形	456	122	22	12	58	106
	438,372	118,584	19,764	10,044	54,756	103,032
	961	972	898	837	944	972
茨城	526	37	44	46	40	61
	1,154,585	83,916	99,792	107,827	94,219	137,376
	2,195	2,268	2,268	2,344	2,355	2,252
栃木	75		66			
	388,244		356,854			
	5,177		5,407			
千葉	2,454	80	1,341	115	115	109
	2,067,858	114,705	664,134	131,133	117,111	116,108
	843	1,434	495	1,140	1,018	1,065
東京	2,549	222	176	75	318	258
	7,116,919	625,048	574,776	87,546	1,279,044	816,091
	2,792	2,816	3,266	1,167	4,022	3,163
神奈川	43,542	4,695	5,509	6,429	6,555	4,891
	34,695,548	3,415,751	3,957,220	4,615,592	4,748,643	3,567,973
	797	728	718	718	724	729
新潟	12,252	884	723	851	620	1,128
	15,726,666	787,527	651,787	814,207	557,779	1,171,482
	1,284	891	902	957	900	1,039
岐阜	24	3	1	1	3	2
	127,725	17,496	5,249	5,249	15,747	10,498
	5,322	5,832	5,249	5,249	5,249	5,249
静岡	527	26	36	53	40	41
	2,180,305	106,704	123,120	205,200	164,160	168,265
	4,137	4,104	3,420	3,872	4,104	4,104
愛知	2,260	270	140	120	120	240
	2,347,488	280,800	146,016	123,552	123,552	247,104
	1,039	1,040	1,043	1,030	1,030	1,030
兵庫	674	35	34	40	57	58
	760,332	29,033	28,920	33,180	31,728	47,278
	1,128	830	851	830	557	815
和歌山	150	5	5	15	15	25
	291,600	9,720	9,720	29,160	29,160	48,600
	1,944	1,944	1,944	1,944	1,944	1,944
広島	891	115	60	80	61	115
	1,049,664	135,630	70,764	94,352	70,764	135,630
	1,178	1,179	1,179	1,179	1,160	1,179
山口	335	11	11	17	1	11
	761,192	20,368	23,826	22,896	2,916	25,596
	2,272	1,852	2,166	1,347	2,916	2,327
愛媛	175	15	5		32	20
	322,486	28,706	17,496		36,288	46,202
	1,843	1,914	3,499		1,134	2,310

上段：数量=kg
 单位 中断：金額=円
 下段：単価=円

9月	10月	11月	12月	1月	2月	3月
	7 55,037 7,862					
100 92,882 929	100 92,881 929	132 122,603 929	96 89,166 929	108 100,309 929	68 63,158 929	108 100,307 929
15,350 15,865,833 1,034	16,834 17,345,214 1,030	15,555 15,801,529 1,016	35,128 51,671,112 1,471	16,598 16,516,071 995	15,119 14,581,243 964	19,094 19,086,205 1,000
4,354 5,121,274 1,176	5,429 5,758,186 1,061	4,969 5,108,208 1,028	20,200 29,887,277 1,480	4,937 4,869,539 986	4,650 3,986,610 857	4,774 5,226,873 1,095
		2 16,200 8,100	28 437,789 15,635		4 17,820 4,455	
7,547 7,492,013 993	8,443 7,939,383 940	7,187 6,741,830 938	8,574 8,340,597 973	7,529 7,604,284 1,010	7,181 7,092,046 988	8,627 8,568,760 993
36 34,992 972	36 34,992 972	6 5,832 972	30 29,160 972	16 15,552 972	4 3,888 972	8 7,776 972
42 95,256 2,268	31 70,308 2,268	33 74,844 2,268	59 129,924 2,202	62 96,336 1,554	34 78,862 2,319	37 85,925 2,322
	9 27,772 3,086		0 3,618 0			
67 96,923 1,447	113 138,356 1,224	134 190,358 1,421	91 114,396 1,257	72 102,254 1,420	104 158,395 1,523	113 123,985 1,097
106 126,814 1,196	291 807,005 2,773	284 661,036 2,328	216 593,907 2,750	195 500,452 2,566	198 483,761 2,443	210 561,439 2,674
1,905 1,456,248 764	1,031 853,755 828	1,499 1,167,021 779	2,572 4,630,159 1,800	2,443 1,828,313 748	1,992 1,510,272 758	4,021 2,944,601 732
930 933,241 1,003	1,150 1,206,856 1,049	831 838,613 1,009	2,398 5,998,630 2,502	1,177 1,206,447 1,025	628 605,458 964	932 954,639 1,024
2 10,498 5,249	2 10,498 5,249	1 5,249 5,249	4 20,996 5,249	1 5,249 5,249	2 10,498 5,249	2 10,498 5,249
35 143,640 4,104	52 223,344 4,295	46 198,720 4,320	66 276,912 4,196	30 129,600 4,320	58 248,832 4,290	44 191,808 4,359
220 224,640 1,021	60 67,392 1,123	270 280,800 1,040	590 606,528 1,028		130 134,784 1,037	100 112,320 1,123
39 34,000 872	74 37,929 513	36 31,676 880	118 311,048 2,636	41 17,276 421	2 1,788 894	140 156,476 1,118
	20 38,880 1,944	10 19,440 1,944	30 58,320 1,944	10 19,440 1,944	15 29,160 1,944	
50 58,970 1,179	55 64,867 1,179	75 88,455 1,179	85 100,249 1,179	65 76,661 1,179	60 70,764 1,179	70 82,558 1,179
4 10,886 2,722	20 25,256 1,263	157 324,388 2,066	32 95,314 2,979	20 44,668 2,233	43 116,467 2,709	8 48,611 6,076
13 26,438 2,034	18 40,435 2,246	15 48,859 3,257	35 36,288 1,037		14 31,838 2,274	8 9,936 1,242

(3)塩干、加工品

品目別・出荷地	計	4月	5月	6月	7月	8月
ちくわ	65,858	4,916	5,169	5,226	4,469	5,197
合計	53,335,715	3,949,018	4,130,854	4,034,315	3,353,622	3,748,654
平均単価	810	803	799	772	750	721
福島	138 592,173 4,291	24 80,201 3,342		24 76,788 3,200	24 76,486 3,187	
青森	9,952 9,827,770 988	790 780,968 989	958 1,060,904 1,107	930 955,798 1,028	752 731,202 972	700 675,084 964
宮城	13,027 6,295,161 483	1,301 598,004 460	1,215 580,461 478	1,259 584,223 464	1,213 561,457 463	1,704 669,674 393
茨城	1,273 1,254,625 986	22 16,632 756	21 15,876 756	15 11,340 756	9 6,804 756	25 57,996 2,320
栃木	132 109,901 833					
東京	2,651 3,993,894 1,507	144 365,293 2,537	97 215,934 2,226	87 127,033 1,460	19 31,458 1,656	150 263,011 1,753
新潟	35,308 25,411,150 720	2,415 1,803,004 747	2,664 1,954,804 734	2,641 1,939,423 734	2,203 1,626,646 738	2,215 1,698,946 767
愛知	2,431 3,204,066 1,318	219 304,916 1,392	213 302,875 1,422	220 315,345 1,433	249 319,569 1,283	401 383,943 957
兵庫	58 24,365 420	1 0 0	1 0 0	50 24,365 487		2 0 0
広島	240 248,770 1,037					
福岡	648 2,373,840 3,663					
なると	28,141	1,306	1,189	1,279	1,402	1,332
合計	26,369,768	1,097,076	973,366	1,572,352	1,192,768	1,132,298
平均単価	937	840	819	1,229	851	850
福島	13,490 9,006,180 668	748 534,762 715	689 490,212 711	491 357,372 728	532 365,067 686	571 387,666 679
岩手	432 420,359 973	42 43,741 1,041	68 40,047 589	22 23,004 1,046	18 19,246 1,069	6 6,415 1,069
宮城	4,019 4,247,795 1,057	201 90,914 452	143 69,544 486	440 751,394 1,708	692 576,019 832	537 392,920 732
茨城	3,357 2,390,526 712	2 0 0				
千葉	499 1,935,576 3,879					
東京	1,075 1,672,109 1,555	78 121,041 1,552	95 148,125 1,559	112 174,568 1,559	63 98,235 1,559	92 143,466 1,559
新潟	5,122 5,780,582 1,129	217 199,310 918	185 171,524 927	195 158,706 814	89 86,508 972	110 106,056 964
静岡	13 51,165 3,936					
三重	4 1,426 357			1 0 0		

上段：数量=kg
 单位 中断：金額=円
 下段：単価=円

9月	10月	11月	12月	1月	2月	3月
5,784 4,599,271 795	5,710 4,435,274 777	6,604 5,141,697 779	6,027 4,871,365 808	5,351 4,091,358 765	5,666 4,952,158 874	5,739 6,028,129 1,050
			2 12,366 6,183		21 112,102 5,338	43 234,230 5,447
924 896,832 971	792 768,657 971	814 776,562 954	928 889,919 959	704 682,343 969	860 834,364 970	800 775,137 969
936 537,068 574	1,055 565,145 536	973 512,215 526	993 507,772 511	820 396,899 484	667 347,610 521	891 434,633 488
125 202,025 1,616	211 159,516 756	235 238,259 1,014	235 262,677 1,118	185 139,860 756	140 105,840 756	50 37,800 756
			132 109,901 833			
89 191,583 2,153	183 372,754 2,037	376 492,774 1,311	454 581,921 1,282	366 470,768 1,286	497 600,523 1,208	189 280,842 1,486
3,471 2,460,463 709	3,273 2,299,264 702	3,969 2,799,935 705	2,970 2,092,932 705	3,118 2,180,089 699	3,238 2,301,369 711	3,131 2,254,275 720
238 311,300 1,308	196 269,938 1,377	235 321,952 1,370	194 280,317 1,445	102 149,334 1,464	74 110,938 1,499	90 133,639 1,485
1 0 0		2 0 0			1 0 0	
			119 133,560 1,122	50 49,385 988	34 32,892 967	37 32,933 890
				6 22,680 3,780	134 506,520 3,780	508 1,844,640 3,631
1,078 945,472 877	1,558 1,388,559 891	1,994 1,821,574 914	11,839 11,458,713 968	1,979 1,867,751 944	1,431 1,330,836 930	1,754 1,589,003 906
619 420,336 679	735 498,593 678	712 479,628 674	6,207 4,014,230 647	810 540,735 668	683 449,345 658	693 468,234 676
42 43,998 1,048	18 18,663 1,037	144 149,688 1,040	30 31,493 1,050	6 6,221 1,037	24 26,827 1,118	12 11,016 918
119 99,339 835	194 276,632 1,426	183 214,571 1,173	1,026 1,279,353 1,247	143 189,918 1,328	128 164,525 1,285	213 142,666 670
	324 234,966 725	684 495,593 725	989 543,459 550	588 427,166 726	322 288,650 896	448 400,692 894
			499 1,935,576 3,879			
103 160,441 1,558	75 117,157 1,562	68 106,847 1,571	56 87,736 1,567	69 107,707 1,561	100 155,117 1,551	164 251,669 1,535
185 152,410 824	204 189,929 931	192 305,370 1,590	3,021 3,505,821 1,160	349 498,620 1,429	167 199,292 1,193	208 207,036 995
		0 798 0	6 23,460 3,910	2 7,182 3,591	2 9,495 4,748	3 10,230 3,410
	1 0 0	2 1,426 713				

(3)塩干、加工品

品目別・出荷地	計	4月	5月	6月	7月	8月
なると	130	18	9	18	8	16
福岡	864,050	107,308	53,914	107,308	47,693	95,775
	6,647	5,962	5,990	5,962	5,962	5,986
その他練製品	736,815	56,307	70,380	64,271	62,375	64,947
合計	518,317,165	39,848,643	42,511,503	40,019,590	37,940,588	39,215,419
平均単価	703	708	604	623	608	604
福島	27,967	2,011	2,303	2,111	1,827	2,149
	25,548,435	1,800,040	1,946,046	1,815,807	1,597,473	1,766,252
	914	895	845	860	874	822
北海道	5,816	889	564	501	431	468
	11,039,561	1,679,221	1,063,360	956,552	836,781	890,525
	1,898	1,889	1,885	1,909	1,941	1,903
青森	233	5	10	46	35	47
	187,965	5,076	10,152	26,871	21,298	32,876
	807	1,015	1,015	584	609	699
岩手	2,287	224	235	210	180	196
	2,682,365	217,836	231,066	204,120	183,816	445,133
	1,173	972	983	972	1,021	2,271
宮城	80,118	6,251	5,941	5,691	5,451	5,532
	133,782,683	9,219,222	9,405,939	7,959,543	7,600,297	8,082,602
	1,670	1,475	1,583	1,399	1,394	1,461
秋田	794	102	84	56	70	77
	404,535	29,870	43,465	28,081	40,237	41,950
	509	293	517	501	575	545
山形	8,583	818	852	976	768	799
	5,135,173	472,036	527,589	594,109	470,890	477,283
	598	577	619	609	613	597
茨城	290,504	20,609	33,197	29,043	28,374	29,171
	82,386,482	6,204,435	8,957,430	8,052,304	7,830,766	8,170,066
	284	301	270	277	276	280
栃木	962	105	58	59	123	75
	1,862,570	173,592	76,746	130,228	232,000	134,429
	1,936	1,653	1,323	2,207	1,886	1,792
群馬	10,958	1,219	1,288	1,252	891	715
	9,839,699	1,028,837	1,063,358	1,139,949	796,869	750,722
	898	844	826	911	894	1,050
埼玉	367	35	33	35	29	34
	2,708,640	264,600	249,480	264,600	219,240	257,040
	7,380	7,560	7,560	7,560	7,560	7,560
千葉	45,242	3,498	3,688	4,056	3,159	3,591
	50,448,978	3,912,749	4,234,193	4,485,301	3,563,629	3,850,114
	1,115	1,119	1,148	1,106	1,128	1,072
東京	12,923	1,256	1,195	1,056	814	868
	18,243,983	1,703,429	1,540,818	1,634,721	1,319,293	1,353,758
	1,412	1,356	1,289	1,548	1,621	1,560
神奈川	63,610	4,427	5,730	4,814	5,192	6,493
	30,225,330	2,212,061	2,769,317	2,442,462	2,510,731	2,978,251
	475	500	483	507	484	459
新潟	134,620	8,774	9,798	8,878	8,955	9,283
	101,982,614	6,303,507	6,931,807	6,665,244	6,801,425	6,396,912
	758	718	707	751	760	689
富山	32			4		
	89,326			6,793		
	2,791			1,698		
福井	34,432	4,080	4,025	4,010	4,426	4,113
	15,625,299	1,751,714	1,572,028	1,576,527	1,695,991	1,688,464
	454	429	391	393	383	411
岐阜	3					
	12,960					
	4,320					
静岡	5,413	478	440	416	421	470
	9,056,714	872,756	799,516	710,714	703,763	723,194
	1,673	1,826	1,817	1,708	1,672	1,539
愛知	5,917	910	631	664	852	573
	5,820,002	877,207	466,159	565,142	731,244	473,179
	984	964	739	851	858	826

上段：数量=kg
 单位 中断：金額=円
 下段：単価=円

9月	10月	11月	12月	1月	2月	3月
10	7	9	5	12	5	13
68,948	52,619	67,653	37,585	90,202	37,585	97,460
6,895	7,517	7,517	7,517	7,517	7,517	7,497
62,770	63,997	59,889	66,880	56,754	52,859	55,386
41,874,509	45,936,456	47,309,755	61,531,175	42,590,820	40,480,889	39,057,818
667	718	790	920	750	766	705
2,604	2,830	2,723	2,562	2,445	2,182	2,220
2,361,575	2,549,887	2,483,362	3,167,817	2,148,845	1,940,774	1,970,557
907	901	912	1,236	879	889	888
462	405	448	481	364	379	424
892,458	772,092	840,556	908,425	687,539	720,748	791,304
1,932	1,906	1,876	1,889	1,889	1,902	1,866
15	10	10	50		5	
15,228	10,152	10,152	51,030		5,130	
1,015	1,015	1,015	1,021		1,026	
158	176	189	199	148	150	222
189,000	179,928	226,283	297,410	143,856	148,133	215,784
1,196	1,022	1,197	1,495	972	988	972
5,928	7,907	7,761	11,560	6,919	6,156	5,021
9,186,201	12,222,853	15,039,153	21,955,286	13,360,016	11,283,828	8,467,743
1,550	1,546	1,938	1,899	1,931	1,833	1,686
75	49	54	63	64	46	54
34,353	28,212	31,529	37,363	31,607	26,878	30,990
458	576	584	593	494	584	574
569	545	683	503	679	766	625
338,634	323,028	410,391	350,108	416,705	381,833	372,567
595	593	601	696	614	498	596
25,626	24,241	21,876	22,726	20,031	16,822	18,788
7,135,816	6,770,818	6,196,625	6,802,674	5,605,189	5,069,567	5,590,792
278	279	283	299	280	301	298
89	73	91	74	38	43	134
167,358	166,604	216,570	165,943	74,641	65,050	259,409
1,880	2,282	2,380	2,242	1,964	1,513	1,936
738	690	710	619	857	935	1,044
656,053	701,832	679,304	600,421	722,924	781,025	918,405
889	1,017	957	970	844	835	880
31	33	27	45	30	16	19
207,900	249,480	204,120	340,200	187,380	120,960	143,640
6,706	7,560	7,560	7,560	6,246	7,560	7,560
4,422	4,205	4,079	3,341	3,595	3,517	4,091
4,883,127	4,651,310	4,397,005	4,077,649	4,004,310	3,935,859	4,453,732
1,104	1,106	1,078	1,220	1,114	1,119	1,089
1,157	1,110	947	966	1,356	944	1,254
1,695,796	1,583,332	1,331,005	1,793,326	1,549,377	1,206,102	1,533,026
1,466	1,426	1,405	1,856	1,143	1,278	1,223
5,318	4,704	4,859	6,654	5,196	4,832	5,391
2,428,729	2,126,295	2,279,051	3,328,812	2,307,454	2,267,363	2,574,804
457	452	469	500	444	469	478
9,553	11,582	14,107	15,070	13,430	12,822	12,368
7,271,250	9,261,925	10,858,391	14,096,278	9,592,098	9,480,123	8,323,654
761	800	770	935	714	739	673
22	2	4				
63,594	6,313	12,626				
2,891	3,157	3,157				
4,178	4,138	42	131	689	2,237	2,363
1,866,986	2,144,226	37,090	114,459	412,854	1,384,806	1,380,154
447	518	883	874	599	619	584
						3
						12,960
						4,320
401	421	467	771	358	379	391
610,093	660,217	753,768	1,433,598	596,869	584,186	608,040
1,521	1,568	1,614	1,859	1,667	1,541	1,555
746	228	234	494	105	243	237
680,861	289,613	325,782	643,205	141,912	310,068	315,630
913	1,270	1,392	1,302	1,352	1,276	1,332

(3)塩干、加工品

品目別・出荷地	計	4月	5月	6月	7月	8月
その他練製品	960	271	5	44	65	8
三重	815,866	252,876	4,471	41,059	60,601	7,374
	850	933	894	933	932	922
滋賀	743		100	80	20	
	299,743		36,288	29,030	7,258	
	403		363	363	363	
兵庫	263	9	10	9	10	11
	1,136,160	77,760	86,400	77,760	86,400	95,040
	4,320	8,640	8,640	8,640	8,640	8,640
鳥取	15	1	2	2	2	1
	284,859	20,347	40,694	20,347	40,694	20,347
	18,991	20,347	20,347	10,174	20,347	20,347
島根	217					1
	247,007					0
	1,138					0
広島	1,572	192	75	103	113	119
	4,382,608	432,459	198,477	265,680	298,458	322,607
	2,788	2,252	2,646	2,579	2,641	2,711
山口	1,854	88	98	124	148	142
	2,507,450	146,252	158,500	196,603	203,857	206,379
	1,352	1,662	1,617	1,586	1,377	1,453
香川	121	35	3	14	7	3
	206,068	52,651	5,346	19,149	10,789	5,346
	1,703	1,504	1,782	1,368	1,541	1,782
愛媛	110	14	5	8	11	7
	597,540	72,014	32,810	36,590	65,772	34,560
	5,432	5,144	6,562	4,574	5,979	4,937
高知	4					
	18,338					
	4,585					
福岡	175	6	10	9	1	1
	738,212	66,096	60,048	74,304	11,016	11,016
	4,218	11,016	6,005	8,256	11,016	11,016
佃煮・漬物 合計	56,000	4,786	4,559	4,666	4,405	3,671
平均単価	79,908,554	5,336,927	6,013,076	5,970,084	5,538,559	4,983,581
	1,427	1,115	1,319	1,279	1,257	1,358
福島	285	24	33	27	30	28
	654,479	57,371	75,460	64,665	72,535	65,512
	2,296	2,390	2,287	2,395	2,418	2,340
北海道	207	24	32	28	12	
	267,426	28,512	37,800	33,674	15,098	
	1,292	1,188	1,181	1,203	1,258	
青森	1,279	104	141	121	129	97
	4,813,346	289,271	790,763	628,504	315,189	500,476
	3,763	2,781	5,608	5,194	2,443	5,160
宮城	971	43	200	258	11	24
	1,967,452	184,964	485,546	512,277	57,665	44,426
	2,026	4,301	2,428	1,986	5,242	1,851
山形	530	53	32	46	47	39
	852,303	99,183	49,935	69,090	74,559	62,247
	1,608	1,871	1,560	1,502	1,586	1,596
茨城	47		1	1		1
	129,663		5,767	5,767		5,767
	2,759		5,767	5,767		5,767
栃木	552		38	20	16	6
	8,259,685		72,252	39,183	11,340	11,340
	14,963		1,901	1,959	709	1,890
群馬	450	450				
	53,460	53,460				
	119	119				
埼玉	97	21		15		1
	114,307	30,229		17,010		0
	1,178	1,439		1,134		0
千葉	2,269	115	140	215	155	125
	1,456,339	30,174	36,698	56,332	40,671	32,810
	642	262	262	262	262	262

上段：数量=kg
 单位 中断：金額=円
 下段：単価=円

9月	10月	11月	12月	1月	2月	3月
129	135	139	61	93	4	6
113,500	93,856	110,429	41,108	81,827	3,983	4,782
880	695	794	674	880	996	797
50	138	100		155	50	50
18,144	80,352	36,288		56,700	18,144	17,539
363	582	363		366	363	351
10	73	53	32	4	42	
86,400	235,440	194,400	144,720	34,560	17,280	
8,640	3,225	3,668	4,523	8,640	411	
7						
142,430						
20,347						
96		25	95			
116,640		28,979	101,388			
1,215		1,159	1,067			
108	128	112	256	62	126	178
250,560	423,938	298,026	733,168	184,503	413,532	561,200
2,320	3,312	2,661	2,864	2,976	3,282	3,153
221	100	126	73	110	144	480
316,941	159,183	214,824	132,645	180,629	225,521	366,116
1,434	1,592	1,705	1,817	1,642	1,566	763
6	6	4	20	11	9	3
10,692	10,692	7,128	41,278	19,475	18,176	5,346
1,782	1,782	1,782	2,064	1,770	2,020	1,782
8	11	6	23	5	4	8
45,468	55,706	33,696	125,690	18,122	19,980	57,132
5,684	5,064	5,616	5,465	3,624	4,995	7,142
			1		3	
			4,082		14,256	
			4,082		4,752	
43	57	13	10	10	3	12
88,722	179,172	53,222	43,092	31,428	37,584	82,512
2,063	3,143	4,094	4,309	3,143	12,528	6,876
3,809	4,445	4,372	10,125	2,995	3,698	4,469
5,116,770	6,520,177	7,103,941	15,961,539	4,603,938	5,811,916	6,948,046
1,343	1,467	1,625	1,576	1,537	1,572	1,555
31	25	29	28	17	9	4
69,837	56,285	57,900	63,863	40,459	19,842	10,750
2,253	2,251	1,997	2,281	2,380	2,205	2,688
13	25	1	36	12		24
15,098	37,130	10,368	44,452	15,098		30,196
1,161	1,485	10,368	1,235	1,258		1,258
147	121	145	95	75	55	49
594,346	486,264	426,904	239,377	213,453	233,153	95,646
4,043	4,019	2,944	2,520	2,846	4,239	1,952
184	15	50	145	7	5	29
239,372	26,222	57,909	220,282	35,402	60,814	42,573
1,301	1,748	1,158	1,519	5,057	12,163	1,468
47	43	63	99	19	19	23
74,559	68,403	99,183	154,587	31,467	31,467	37,623
1,586	1,591	1,574	1,561	1,656	1,656	1,636
2	1	37	2		1	1
5,767	5,767	83,527	11,534		0	5,767
2,884	5,767	2,257	5,767		0	5,767
30	59	74	129	39	57	84
0	1,022,784	1,285,018	2,757,351	813,857	875,050	1,371,510
0	17,335	17,365	21,375	20,868	15,352	16,328
15			30		15	
17,010			33,372		16,686	
1,134			1,112		1,112	
150	160	170	548	160	176	155
39,376	41,988	44,580	1,005,303	41,881	45,855	40,671
263	262	262	1,834	262	261	262

(3)塩干、加工品

品目別・出荷地	計	4月	5月	6月	7月	8月
佃煮・漬物	21,159	1,887	1,803	1,710	1,675	1,499
東京	25,934,853	2,211,391	2,068,148	1,996,382	1,955,989	1,750,896
	1,226	1,172	1,147	1,167	1,168	1,168
神奈川	59	24	6	9	4	2
	114,210	48,600	8,748	13,122	8,748	4,374
	1,936	2,025	1,458	1,458	2,187	2,187
新潟	9,604	224	418	708	830	515
	9,095,973	204,570	458,088	846,221	1,098,889	651,753
	947	913	1,096	1,195	1,324	1,266
石川	1,673	167	123	161	109	103
	3,527,172	327,672	223,344	348,494	221,616	234,468
	2,108	1,962	1,816	2,165	2,033	2,276
長野	908				32	
	3,632,422				86,913	
	4,000				2,716	
愛知	402	30	92	20	40	20
	426,622	29,484	68,818	19,656	39,528	19,656
	1,061	983	748	983	988	983
三重	1,481	108	141	120	138	144
	8,057,232	580,932	766,476	654,372	748,008	782,676
	5,440	5,379	5,436	5,453	5,420	5,435
兵庫	6,635	778	481	543	574	568
	5,168,201	590,544	392,624	424,850	481,052	482,002
	779	759	816	782	838	849
鳥取	1,782	171	131	110	124	99
	1,852,135	142,236	103,896	82,134	94,176	79,704
	1,039	832	793	747	759	805
岡山	564	48	48	12	60	84
	391,789	33,308	33,308	8,165	41,473	58,451
	695	694	694	680	691	696
広島	3,542	29	511	524	389	208
	1,811,148	55,020	189,389	132,884	134,934	58,707
	511	1,897	371	254	347	282
香川	1,494	486	188	18	30	108
	1,310,517	340,006	146,016	17,302	40,176	138,316
	877	700	777	961	1,339	1,281
愛媛	10					
	17,820					
	1,782					
切身もろみ	35,839	3,125	2,899	3,090	2,872	2,741
合計	44,824,573	3,929,711	3,714,147	3,887,849	3,812,062	3,430,812
平均単価	1,251	1,258	1,281	1,258	1,327	1,252
福島	10,318	1,174	1,198	1,231	1,099	779
	14,399,615	1,389,481	1,442,653	1,503,890	1,462,804	1,088,484
	1,396	1,184	1,204	1,222	1,331	1,397
北海道	42		14			10
	95,472		37,152			19,440
	2,273		2,654			1,944
青森	1,634	488	400	449	20	32
	1,791,182	574,086	486,000	527,062	12,744	25,920
	1,096	1,176	1,215	1,174	637	810
宮城	11,033	926	831	806	1,037	949
	15,862,893	1,318,654	1,240,445	1,216,776	1,397,748	1,294,353
	1,438	1,424	1,493	1,510	1,348	1,364
茨城	3,689					301
	3,407,518					290,412
	924					965
埼玉	2,023	98	25	193	260	196
	2,387,757	222,966	77,625	195,010	452,700	237,502
	1,180	2,275	3,105	1,010	1,741	1,212
千葉	390	24	20	22	40	36
	796,176	49,248	41,040	41,040	82,080	73,872
	2,041	2,052	2,052	1,865	2,052	2,052
東京	19			6		
	7,970			3,434		
	419			572		

上段：数量=kg
 单位 中断：金額=円
 下段：単価=円

9月	10月	11月	12月	1月	2月	3月
1,549	1,719	1,672	3,179	1,160	1,444	1,862
1,822,063	1,993,710	2,075,755	4,494,880	1,381,968	1,830,793	2,352,878
1,176	1,160	1,241	1,414	1,191	1,268	1,264
4		4	4			2
8,748		8,748	8,748			4,374
2,187		2,187	2,187			2,187
432	551	408	3,903	383	347	885
530,477	487,532	447,047	2,930,688	323,374	397,531	719,803
1,228	885	1,096	751	844	1,146	813
128	131	150	224	93	120	164
304,517	276,480	326,592	458,136	218,592	258,984	328,277
2,379	2,111	2,177	2,045	2,350	2,158	2,002
14	72	100	344	88	166	92
56,700	237,751	384,407	1,651,179	342,547	510,073	362,852
4,050	3,302	3,844	4,800	3,893	3,073	3,944
36	30	22	60		22	30
56,700	53,611	28,728	57,024		23,933	29,484
1,575	1,787	1,306	950		1,088	983
113	113	119	126	98	116	145
611,172	618,300	655,128	691,200	527,580	630,072	791,316
5,409	5,472	5,505	5,486	5,383	5,432	5,457
548	695	639	586	318	513	392
449,582	532,223	471,937	437,118	242,805	363,052	300,412
820	766	739	746	764	708	766
90	178	236	246	117	130	150
69,552	229,025	260,377	307,584	133,488	172,249	177,714
773	1,287	1,103	1,250	1,141	1,325	1,185
24	48	36	84	36	60	24
16,330	33,956	24,495	57,803	25,143	42,379	16,978
680	707	680	688	698	706	707
222	371	369	177	343	187	212
95,388	201,700	278,291	229,922	176,648	129,699	128,566
430	544	754	1,299	515	694	606
30	88	38	80	30	256	142
40,176	111,046	59,227	107,136	40,176	170,284	100,656
1,339	1,262	1,559	1,339	1,339	665	709
		10				
		17,820				
		1,782				
2,828	3,147	2,944	2,628	2,945	3,120	3,500
3,458,884	3,778,553	3,575,158	3,170,142	3,653,176	3,887,202	4,526,877
1,223	1,201	1,214	1,206	1,240	1,246	1,293
713	637	613	584	700	679	911
1,032,683	906,144	885,529	830,023	1,053,312	1,151,096	1,653,516
1,448	1,423	1,445	1,421	1,505	1,695	1,815
		10		8		
		19,440		19,440		
		1,944		2,430		
60	67	14	8	16	72	8
42,768	45,360	9,850	5,184	10,368	46,656	5,184
713	677	704	648	648	648	648
807	915	936	905	824	978	1,119
1,211,601	1,342,483	1,364,954	1,302,133	1,242,843	1,411,501	1,519,402
1,501	1,467	1,458	1,439	1,508	1,443	1,358
577	617	536	389	410	430	429
500,580	591,786	485,676	338,482	390,582	402,084	407,916
868	959	906	870	953	935	951
172	222	187	189	217	146	118
174,958	210,442	196,233	178,898	212,302	129,197	99,924
1,017	948	1,049	947	978	885	847
40	40	28	20	44	36	40
82,080	82,080	57,456	41,040	90,288	73,872	82,080
2,052	2,052	2,052	2,052	2,052	2,052	2,052
					10	3
					2,160	2,376
					216	792

(3)塩干、加工品

品目別・出荷地	計	4月	5月	6月	7月	8月
切身もろみ	6,463	371	379	349	396	426
静岡	5,716,393	303,780	333,072	337,349	368,173	381,173
	884	819	879	967	930	895
鳥取	4				4	
	5,573				5,573	
	1,393				1,393	
山口	224	44	32	34	16	12
	354,024	71,496	56,160	63,288	30,240	19,656
	1,580	1,625	1,755	1,861	1,890	1,638
切身粕	52,085	4,767	4,742	4,557	4,689	4,348
合計	59,396,863	5,522,491	5,561,747	5,082,816	4,971,234	5,184,487
平均単価	1,140	1,158	1,173	1,115	1,060	1,192
福島	14				2	
	45,090				2,970	
	3,221				1,485	
北海道	1					
	7,459					
	7,459					
青森	62	2	12		2	10
	484,748	6,912	112,493		6,912	93,744
	7,819	3,456	9,374		3,456	9,374
宮城	46,137	4,251	4,380	4,015	4,061	3,885
	51,565,716	4,817,068	4,971,446	4,487,979	4,292,045	4,574,895
	1,118	1,133	1,135	1,118	1,057	1,178
埼玉	1,842	36		171	175	192
	1,488,669	55,323		123,962	136,912	139,062
	808	1,537		725	782	724
千葉	607	48	49	48	65	64
	1,239,408	98,496	98,496	98,496	131,328	131,328
	2,042	2,052	2,010	2,052	2,020	2,052
東京	427	111	56	76	168	
	510,192	134,352	60,048	82,080	159,408	
	1,195	1,210	1,072	1,080	949	
石川	1,290	195	150	95	55	90
	2,042,550	301,050	230,580	146,880	86,130	140,940
	1,583	1,544	1,537	1,546	1,566	1,566
静岡	1,696	124	95	152	157	107
	1,989,962	109,290	88,684	143,419	148,660	104,518
	1,173	881	934	944	947	977
鳥取	4				4	
	6,869				6,869	
	1,717				1,717	
大分	5					
	16,200					
	3,240					
切身みりん	65,110	5,605	5,829	4,907	5,505	5,227
合計	58,349,263	5,271,828	5,304,469	4,676,336	4,929,915	4,828,800
平均単価	896	941	910	953	896	924
福島	6,328	654	615	477	607	541
	5,493,089	553,720	562,521	439,965	538,393	473,950
	868	847	915	922	887	876
青森	3,503	68	220	24	253	221
	1,273,599	41,396	81,594	7,258	85,299	114,577
	364	609	371	302	337	518
宮城	3,469	432	489	307	465	273
	3,211,253	393,553	405,928	280,605	380,635	253,044
	926	911	830	914	819	927
茨城	22,545	2,331	2,537	2,181	1,630	1,603
	19,714,636	1,998,236	2,055,447	1,841,328	1,443,297	1,436,551
	874	857	810	844	885	896
千葉	2,853	150	112	100	128	119
	1,858,912	110,487	81,130	79,614	97,548	93,833
	652	737	724	796	762	789
東京	63	41				22
	56,214	32,886				23,328
	892	802				1,060

上段：数量=kg
 单位 中断：金額=円
 下段：単価=円

9月	10月	11月	12月	1月	2月	3月
457 410,542 898	601 548,785 913	618 552,348 894	513 444,574 867	722 626,697 868	765 663,508 867	866 746,392 862
2 3,672 1,836	48 51,473 1,072	2 3,672 1,836	20 29,808 1,490	4 7,344 1,836	4 7,128 1,782	6 10,087 1,681
4,435 5,174,944 1,167	4,351 4,839,586 1,112	3,873 4,510,682 1,165	3,892 5,047,826 1,297	4,042 4,620,607 1,143	4,376 4,187,510 957	4,013 4,692,933 1,169
		6 21,060 3,510	6 21,060 3,510			
1 7,459 7,459						
2 18,749 9,375	4 10,368 2,592	12 112,493 9,374	6 10,584 1,764	12 112,493 9,374		
3,863 4,408,908 1,141	3,850 4,283,584 1,113	3,453 3,852,996 1,116	3,395 4,102,661 1,208	3,492 3,910,763 1,120	3,989 3,750,322 940	3,503 4,113,049 1,174
149 111,694 750	201 147,615 734	162 189,346 1,169	186 141,264 759	207 152,020 734	156 114,567 734	207 176,904 855
56 114,912 2,052	44 90,288 2,052	52 106,704 2,052	36 73,872 2,052	52 106,704 2,052	44 90,288 2,052	49 98,496 2,010
2 10,800 5,400	2 10,368 5,184		6 28,944 4,824		4 21,600 5,400	2 2,592 1,296
255 408,834 1,603	90 142,776 1,586	75 122,634 1,635	85 138,294 1,627	80 129,600 1,620	40 64,800 1,620	80 130,032 1,625
107 93,588 875	160 154,587 966	113 105,449 933	172 531,147 3,088	194 192,827 994	143 145,933 1,021	172 171,860 999
				5 16,200 3,240		
5,625 5,031,622 895	4,663 4,294,555 921	5,141 4,704,865 915	5,237 4,799,912 917	5,017 4,402,616 878	6,769 5,119,435 756	5,585 4,984,910 893
689 571,803 830	444 385,290 868	469 415,305 886	626 537,557 859	401 343,979 858	428 346,086 809	377 324,520 861
391 181,764 465	10 7,020 702	81 50,987 629	69 48,168 698	139 45,835 330	1,781 535,960 301	246 73,741 300
214 232,620 1,087	191 195,270 1,022	173 168,018 971	114 147,038 1,290	107 110,180 1,030	287 227,794 794	417 416,568 999
1,727 1,503,523 871	1,550 1,365,057 881	2,047 1,815,974 887	2,224 1,992,933 896	1,311 1,178,551 899	1,554 1,442,970 929	1,850 1,640,769 887
148 114,656 775	231 149,021 645	317 194,490 614	307 167,143 544	470 317,952 676	353 214,002 606	418 239,036 572

(3)塩干、加工品

品目別・出荷地	計	4月	5月	6月	7月	8月
切身みりん	14,199	1,326	1,210	1,242	1,371	1,351
静岡	14,763,725	1,375,792	1,302,825	1,297,442	1,370,071	1,389,380
	1,040	1,038	1,077	1,045	999	1,028
山口	12,147	603	646	576	1,051	1,097
	11,970,923	765,758	815,024	730,124	1,014,672	1,044,137
	986	1,270	1,262	1,268	965	952
愛媛	3					
	6,912					
	2,304					
切身しょうが	3,223	305	256	220	237	258
合計	4,028,432	429,321	306,283	256,354	281,625	311,358
平均単価	1,250	1,408	1,196	1,165	1,188	1,207
福島	1,671	145	164	145	140	145
	1,428,644	124,033	141,140	124,033	119,756	124,033
	855	855	861	855	855	855
青森	1,431	152	88	73	86	104
	2,373,119	294,920	160,477	129,988	153,877	180,241
	1,658	1,940	1,824	1,781	1,789	1,733
宮城	40	4			8	4
	68,340	5,702			6,048	4,492
	1,709	1,426			756	1,123
新潟	9					
	44,323					
	4,925					
静岡	3				3	
	1,944				1,944	
	648				648	
愛知	4					
	11,750					
	2,938					
山口	65	4	4	2		5
	100,312	4,666	4,666	2,333		2,592
	1,543	1,167	1,167	1,167		518
その他切身	134,992	11,067	11,345	12,146	10,238	10,439
合計	144,661,839	12,706,296	11,614,509	12,702,885	11,619,039	10,857,289
平均単価	1,072	1,148	1,024	1,046	1,135	1,040
福島	16,223	1,477	1,221	1,326	1,197	1,155
	23,671,607	2,782,543	1,299,754	2,460,776	2,202,461	1,288,265
	1,459	1,884	1,064	1,856	1,840	1,115
北海道	198	10	6		15	3
	572,596	65,016	48,600		51,581	21,168
	2,892	6,502	8,100		3,439	7,056
青森	9,896	967	855	1,038	782	849
	15,977,394	1,503,072	1,370,759	1,316,494	1,251,641	1,481,420
	1,615	1,554	1,603	1,268	1,601	1,745
宮城	27,717	2,050	2,229	3,427	2,076	2,314
	32,916,226	2,511,460	2,539,998	3,272,604	2,507,508	2,607,291
	1,188	1,225	1,140	955	1,208	1,127
秋田	24					
	23,328					
	972					
山形	163	21	4	45	8	12
	774,058	129,600	25,920	166,666	19,656	62,100
	4,749	6,171	6,480	3,704	2,457	5,175
茨城	63,971	5,292	5,881	5,263	4,450	5,094
	54,377,113	4,407,896	5,139,920	4,377,621	4,118,440	4,278,215
	850	833	874	832	925	840
埼玉	13		6		3	
	33,275		12,442		14,904	
	2,560		2,074		4,968	
千葉	14,488	1,018	937	692	1,447	856
	13,959,935	1,010,508	912,233	775,088	1,245,844	941,472
	964	993	974	1,120	861	1,100
東京	502	54	70	129	40	6
	709,668	80,568	101,952	137,916	63,072	42,120
	1,414	1,492	1,456	1,069	1,577	7,020

上段：数量=kg
 单位 中断：金額=円
 下段：単価=円

9月	10月	11月	12月	1月	2月	3月
1,190	950	972	1,027	1,298	1,098	1,164
1,262,302	1,021,188	1,031,703	1,073,453	1,228,865	1,186,057	1,224,647
1,061	1,075	1,061	1,045	947	1,080	1,052
1,266	1,287	1,079	870	1,291	1,268	1,113
1,164,954	1,171,709	1,021,476	833,620	1,177,254	1,166,566	1,065,629
920	910	947	958	912	920	957
		3				
		6,912				
		2,304				
251	276	270	440	197	224	289
293,355	369,539	328,034	620,680	224,082	247,131	360,670
1,169	1,339	1,215	1,411	1,137	1,103	1,248
150	140	135	115	142	125	125
128,310	119,756	115,479	98,500	119,754	106,925	106,925
855	855	855	857	843	855	855
99	115	121	305	49	93	146
162,712	216,476	183,525	479,153	71,280	128,542	211,928
1,644	1,882	1,517	1,571	1,455	1,382	1,452
	4	8	12			
	5,702	17,366	29,030			
	1,426	2,171	2,419			
				4		5
				29,160		15,163
				7,290		3,033
						4
						11,750
						2,938
2	17	6	8	2	6	9
2,333	27,605	11,664	13,997	3,888	11,664	14,904
1,167	1,624	1,944	1,750	1,944	1,944	1,656
9,653	9,760	11,555	12,695	11,780	11,836	12,478
10,215,885	11,044,723	11,344,521	14,030,157	14,322,525	11,752,601	12,451,409
1,058	1,132	982	1,105	1,216	993	998
959	1,055	1,513	1,462	1,330	1,746	1,782
1,463,501	2,430,715	1,527,704	1,357,519	3,224,155	1,540,228	2,093,986
1,526	2,304	1,010	929	2,424	882	1,175
		22	139	3		
		87,329	292,940	5,962		
		3,970	2,107	1,987		
709	580	765	1,049	665	773	864
1,239,733	1,163,879	1,212,956	1,620,130	1,162,911	1,216,104	1,438,295
1,749	2,007	1,586	1,544	1,749	1,573	1,665
1,711	1,568	2,986	3,301	2,510	2,063	1,482
2,053,529	1,959,028	3,260,155	4,075,564	3,550,982	2,728,154	1,849,953
1,200	1,249	1,092	1,235	1,415	1,322	1,248
	24					
	23,328					
	972					
9	9	12	11	3	8	21
35,316	19,440	77,760	74,520	22,680	43,416	96,984
3,924	2,160	6,480	6,775	7,560	5,427	4,618
5,055	4,818	4,891	4,887	5,654	5,893	6,793
4,360,237	3,789,525	3,859,495	4,834,908	4,868,930	4,874,100	5,467,826
863	787	789	989	861	827	805
4						
5,929						
1,482						
1,084	1,594	1,248	1,600	1,526	1,121	1,365
944,283	1,504,886	1,228,510	1,577,908	1,396,023	1,085,999	1,337,181
871	944	984	986	915	969	980
21	24	14	22	6	28	88
31,536	82,296	13,824	39,744	7,776	24,192	84,672
1,502	3,429	987	1,807	1,296	864	962

(3)塩干、加工品

品目別・出荷地	計	4月	5月	6月	7月	8月
その他切身	12	2				
新潟	19,170	13,770				
	1,598	6,885				
山梨	20	10	10			
	82,512	41,256	41,256			
	4,126	4,126	4,126			
静岡	178	10	26	97	10	33
	174,444	9,935	31,710	90,895	10,800	28,944
	980	994	1,220	937	1,080	877
愛知	8		4			
	8,165		4,666			
	1,021		1,167			
山口	304	52	12	13	20	6
	375,844	60,838	15,747	16,913	25,024	7,258
	1,236	1,170	1,312	1,301	1,251	1,210
福岡	1,224	99	78	111	188	108
	850,154	76,334	53,352	74,412	102,708	90,936
	695	771	684	670	546	842
大分	51	5	6	5	2	3
	136,350	13,500	16,200	13,500	5,400	8,100
	2,674	2,700	2,700	2,700	2,700	2,700
生珍味 合計 平均単価	155,920 195,280,990 1,252	16,411 17,065,074 1,040	14,122 15,658,149 1,109	14,063 16,561,611 1,178	13,528 16,099,593 1,190	13,183 18,488,869 1,402
福島	8,098	820	917	800	661	539
	15,547,057	1,142,786	1,243,516	1,210,813	835,232	1,909,016
	1,920	1,394	1,356	1,514	1,264	3,542
北海道	2,264	286	229	214	171	157
	4,855,201	566,234	459,625	414,998	416,618	344,897
	2,145	1,980	2,007	1,939	2,436	2,197
青森	1,146	33	178	14	31	28
	883,647	56,204	106,488	27,994	46,613	35,618
	771	1,703	598	2,000	1,504	1,272
岩手	18			6		6
	110,160			36,720		36,720
	6,120			6,120		6,120
宮城	30,934	2,647	2,929	2,370	2,409	2,514
	33,344,647	2,058,181	2,329,679	1,777,281	2,422,157	2,915,550
	1,078	778	795	750	1,005	1,160
茨城	4,072	365	382	313	425	526
	8,424,740	756,184	763,560	635,753	844,830	1,051,618
	2,069	2,072	1,999	2,031	1,988	1,999
群馬	61,103	8,274	6,282	6,157	6,144	4,718
	40,359,965	4,218,477	4,611,107	4,706,433	4,627,366	3,589,175
	661	510	734	764	753	761
埼玉	5,667	304	468	504	661	703
	3,084,791	328,450	164,678	176,950	207,272	404,632
	544	1,080	352	351	314	576
千葉	157	12	8	8	9	12
	1,256,796	111,456	75,168	75,168	75,168	114,048
	8,005	9,288	9,396	9,396	8,352	9,504
東京	13,549	1,490	647	1,424	715	840
	26,179,196	3,255,463	1,561,554	2,709,271	1,600,121	1,902,426
	1,932	2,185	2,414	1,903	2,238	2,265
神奈川	4,535	385	331	428	442	467
	12,823,916	1,055,377	763,202	1,018,531	1,475,651	1,382,742
	2,828	2,741	2,306	2,380	3,339	2,961
新潟	15,350	1,233	1,024	1,004	1,121	1,576
	25,595,703	2,104,446	1,876,147	1,854,603	1,759,626	2,129,964
	1,667	1,707	1,832	1,847	1,570	1,352
富山	70	30	20	10	10	
	120,960	51,840	34,560	17,280	17,280	
	1,728	1,728	1,728	1,728	1,728	
山梨	230	38	43	22	15	24
	633,861	48,080	55,339	56,678	19,050	30,844
	2,756	1,265	1,287	2,576	1,270	1,285

上段：数量=kg
 单位 中断：金額=円
 下段：単価=円

9月	10月	11月	12月	1月	2月	3月
	10 5,400 540					
2 2,160 1,080						
	4 3,499 875					
2 2,981 1,491	9 10,887 1,210		2 2,916 1,458	16 20,412 1,276	155 189,540 1,223	17 23,328 1,372
93 65,880 708	63 46,440 737	102 71,388 700	220 148,608 675	58 39,744 685	43 34,668 806	61 45,684 749
4 10,800 2,700	2 5,400 2,700	2 5,400 2,700	2 5,400 2,700	9 22,950 2,550	6 16,200 2,700	5 13,500 2,700
12,393 18,138,343 1,464	10,250 15,263,298 1,489	9,935 13,752,345 1,384	13,389 23,584,212 1,761	8,556 9,290,524 1,086	13,690 14,299,535 1,045	16,400 17,079,437 1,041
464 737,679 1,590	484 2,191,801 4,529	449 632,712 1,409	1,032 2,523,165 2,445	452 662,997 1,467	412 655,944 1,592	1,068 1,801,396 1,687
201 480,598 2,391	233 468,481 2,011	147 326,980 2,224	189 487,021 2,577	133 236,194 1,776	100 239,423 2,394	204 414,132 2,030
18 26,806 1,489	13 17,993 1,384	168 104,566 622	265 204,271 771	133 82,566 621	125 78,602 629	140 95,926 685
		6 36,720 6,120				
2,998 5,248,987 1,751	2,244 2,260,982 1,008	2,459 3,111,902 1,266	3,469 5,500,054 1,585	1,950 1,441,334 739	2,310 2,225,823 964	2,635 2,052,717 779
624 1,263,384 2,025	178 339,552 1,908	214 456,380 2,133	300 673,715 2,246	193 400,464 2,075	315 728,838 2,314	237 510,462 2,154
4,335 3,304,758 762	3,573 2,724,134 762	2,992 2,270,829 759	2,566 1,951,698 761	3,027 1,736,626 574	5,508 2,784,242 505	7,527 3,835,120 510
553 347,584 629	375 248,227 662	408 211,356 518	506 308,900 610	284 191,720 675	321 183,511 572	580 311,511 537
16 150,336 9,396	4 38,880 9,720	12 114,048 9,504	24 228,096 9,504	4 36,288 9,072	12 114,048 9,504	36 124,092 3,447
1,041 2,044,380 1,964	665 1,493,715 2,246	781 1,589,992 2,036	1,851 3,677,225 1,987	419 793,003 1,893	2,656 3,495,657 1,316	1,020 2,056,389 2,016
422 1,225,946 2,905	354 1,185,136 3,348	322 966,151 3,000	487 1,351,447 2,775	149 402,946 2,704	274 703,309 2,567	474 1,293,478 2,729
1,126 1,674,986 1,488	1,086 1,722,909 1,586	1,290 2,051,575 1,590	1,665 4,024,852 2,417	1,319 2,105,777 1,596	1,146 1,736,248 1,515	1,760 2,554,570 1,451
5 6,350 1,270	5 11,080 2,216	15 66,830 4,455	43 314,210 7,307		10 12,700 1,270	10 12,700 1,270

(3)塩干、加工品

品目別・出荷地	計	4月	5月	6月	7月	8月
生珍味	3		0			
静岡	18,144		0			
	6,048		0			
愛知	1,974	2	91	187	102	467
	4,537,474	9,072	181,959	366,349	263,824	973,977
	2,299	4,536	2,000	1,959	2,587	2,086
三重	194	16	12	15	14	22
	3,393,351	285,768	217,728	272,160	241,380	388,022
	17,492	17,861	18,144	18,144	17,241	17,637
滋賀	60					
	57,456					
	958					
大阪	66	12		6		12
	135,432	24,624		12,312		24,624
	2,052	2,052		2,052		2,052
兵庫	1,362	77	150	103	100	114
	2,768,386	135,130	307,640	183,398	185,891	200,160
	2,033	1,755	2,051	1,781	1,859	1,756
鳥取	724	66	48	48	72	82
	1,446,042	131,154	95,384	89,941	122,067	166,923
	1,997	1,987	1,987	1,874	1,695	2,036
広島	83	6		7	13	
	254,556	21,600		21,600	43,200	
	3,067	3,600		3,086	3,323	
山口	1,030	52	60	77	65	76
	2,474,039	143,208	155,196	162,791	171,789	224,478
	2,402	2,754	2,587	2,114	2,643	2,954
香川	32				7	3
	53,523				14,514	7,257
	1,673				2,073	2,419
愛媛	106			8	24	25
	148,132			14,040	8,640	38,426
	1,397			1,755	360	1,537
福岡	606	66	72	96	60	60
	981,720	106,920	116,640	155,520	97,200	97,200
	1,620	1,620	1,620	1,620	1,620	1,620
熊本	2,485	197	231	242	257	210
	5,775,377	454,420	538,979	565,027	604,104	503,834
	2,324	2,307	2,333	2,335	2,351	2,399
鹿児島	2					2
	16,718					16,718
	8,359					8,359
干珍味	13,644	1,088	1,154	1,372	1,359	1,275
合計	38,593,126	3,583,647	3,400,948	3,526,777	3,346,123	3,613,252
平均単価	2,829	3,294	2,947	2,571	2,462	2,834
福島	219	4	16	34	20	8
	533,881	10,303	41,212	52,488	43,740	22,550
	2,438	2,576	2,576	1,544	2,187	2,819
北海道	294	9	6	19	43	12
	745,144	31,363	22,054	63,439	80,977	37,518
	2,535	3,485	3,676	3,339	1,883	3,127
青森	4,583	431	262	345	362	469
	14,423,821	1,636,221	878,990	931,251	1,033,635	1,598,681
	3,147	3,796	3,355	2,699	2,855	3,409
宮城	1,657	197	337	319	150	101
	5,154,449	556,210	1,002,389	1,104,180	410,419	326,980
	3,111	2,823	2,974	3,461	2,736	3,237
茨城	56	4	16	4		16
	76,464	5,508	22,032	5,508		22,032
	1,365	1,377	1,377	1,377		1,377
埼玉	1			1		
	0			0		
	0			0		
東京	1,593	73	164	221	233	153
	2,368,368	152,759	248,647	228,334	286,833	212,215
	1,487	2,093	1,516	1,033	1,231	1,387

上段：数量=kg
 单位 中断：金額=円
 下段：単価=円

9月	10月	11月	12月	1月	2月	3月
	1	1	1			
	18,144	0	0			
	18,144	0	0			
109	568	114	149	38	87	60
300,065	1,217,878	329,286	403,120	104,230	223,622	164,092
2,753	2,144	2,888	2,706	2,743	2,570	2,735
19	17	15	18	7	17	22
348,495	230,429	286,978	339,293	139,709	235,872	407,517
18,342	13,555	19,132	18,850	19,958	13,875	18,524
				60		
				57,456		
				958		
	6	12		12		6
	12,312	24,624		24,624		12,312
	2,052	2,052		2,052		2,052
98	95	135	163	117	77	133
183,071	252,581	265,498	311,789	284,418	148,566	310,244
1,868	2,659	1,967	1,913	2,431	1,929	2,333
60	42	72	110	24	48	52
119,230	83,461	143,076	208,654	47,692	107,307	131,153
1,987	1,987	1,987	1,897	1,987	2,236	2,522
	14	13	9	8	7	6
	43,200	37,152	26,784	23,544	21,600	15,876
	3,086	2,858	2,976	2,943	3,086	2,646
62	70	79	304	33	54	98
168,156	219,866	228,442	528,467	88,981	138,218	244,447
2,712	3,141	2,892	1,738	2,696	2,560	2,494
11						11
16,200						15,552
1,473						1,414
8			20		11	10
14,040			35,640		19,526	17,820
1,755			1,782		1,775	1,782
48	42	48	24	30	24	36
77,760	68,040	77,760	38,880	48,600	38,880	58,320
1,620	1,620	1,620	1,620	1,620	1,620	1,620
175	181	183	194	164	176	275
399,532	414,497	419,488	446,931	381,355	407,599	639,611
2,283	2,290	2,292	2,304	2,325	2,316	2,326
1,046	1,146	1,255	1,445	839	688	977
2,766,646	3,024,528	3,782,427	4,160,817	2,341,221	2,296,917	2,749,823
2,645	2,639	3,014	2,879	2,790	3,339	2,815
14	30	14	29	6	18	26
35,834	80,934	35,834	80,934	13,284	47,109	69,659
2,560	2,698	2,560	2,791	2,214	2,617	2,679
61	23	58	4		17	42
122,380	65,556	101,865	5,859		66,289	147,844
2,006	2,850	1,756	1,465		3,899	3,520
355	387	465	665	238	276	328
1,098,652	1,070,831	1,482,657	1,813,202	1,029,488	934,200	916,013
3,095	2,767	3,189	2,727	4,326	3,385	2,793
128	51	104	105	51	53	61
250,178	113,014	351,997	398,462	85,043	290,023	265,554
1,955	2,216	3,385	3,795	1,668	5,472	4,353
	8	4				4
	11,016	4,968				5,400
	1,377	1,242				1,350
127	108	118	114	143	63	76
224,865	168,640	218,445	217,044	130,246	120,860	159,480
1,771	1,561	1,851	1,904	911	1,918	2,098

(3)塩干、加工品

品目別・出荷地	計	4月	5月	6月	7月	8月
干珍味	46		4	2	6	6
神奈川	119,232		10,368	5,184	15,552	15,552
	2,592		2,592	2,592	2,592	2,592
新潟	471	53	40	52	95	22
	1,179,598	138,240	78,624	85,104	182,952	73,224
	2,504	2,608	1,966	1,637	1,926	3,328
石川	881	58	92	74	80	175
	1,733,875	182,088	209,088	146,837	161,870	290,952
	1,968	3,139	2,273	1,984	2,023	1,663
福井	142	12	15	13	5	7
	356,616	30,456	52,488	25,920	17,496	12,960
	2,511	2,538	3,499	1,994	3,499	1,851
長野	2	2				
	7,290	7,290				
	3,645	3,645				
静岡	1,495	141	82	96	169	121
	5,389,351	501,649	305,964	373,896	523,962	446,256
	3,605	3,558	3,731	3,895	3,100	3,688
愛知	46		6			
	138,704		5,184			
	3,015		864			
滋賀	7			1		
	3,402			0		
	486			0		
大阪	314		1			24
	657,072		16,848			49,248
	2,093		16,848			2,052
兵庫	202	5	33	4	13	63
	1,787,086	93,960	287,928	69,336	214,877	272,160
	8,847	18,792	8,725	17,334	16,529	4,320
島根	511	63	35	79	19	32
	1,275,264	151,632	89,424	186,300	40,824	79,056
	2,496	2,407	2,555	2,358	2,149	2,471
広島	462	10	42	20	105	27
	1,109,393	27,000	122,580	54,600	198,720	65,610
	2,401	2,700	2,919	2,730	1,893	2,430
山口	21					
	51,224					
	2,439					
香川	52				5	5
	149,416				10,498	10,498
	2,873				2,100	2,100
愛媛	588	26	2	88	54	34
	1,333,476	58,968	7,128	194,400	123,768	77,760
	2,268	2,268	3,564	2,209	2,292	2,287
福岡	1		1			
	0		0			
	0		0			
たこ類	9,412	211	266	578	394	411
合計	22,316,315	315,004	354,531	2,415,919	665,160	581,504
平均単価	2,371	1,493	1,333	4,180	1,688	1,415
福島	4,020	153	182	205	276	264
	9,724,907	192,412	226,368	1,383,527	423,338	349,834
	2,419	1,258	1,244	6,749	1,534	1,325
青森	2,203					
	4,671,810					
	2,121					
宮城	1,449	3	3		3	57
	4,008,923	25,650	25,650		25,650	63,191
	2,767	8,550	8,550		8,550	1,109
茨城	32					
	96,768					
	3,024					
東京	678		66	208		
	1,852,805		74,520	721,613		
	2,733		1,129	3,469		

上段：数量=kg
 单位 中断：金額=円
 下段：単価=円

9月	10月	11月	12月	1月	2月	3月
4	2	6	6	2	4	4
10,368	5,184	15,552	15,552	5,184	10,368	10,368
2,592	2,592	2,592	2,592	2,592	2,592	2,592
15	25	37	32	15	7	78
48,600	94,608	121,824	117,288	48,600	32,011	158,523
3,240	3,784	3,293	3,665	3,240	4,573	2,032
81	74	57	100	15	18	57
146,448	149,040	106,272	174,528	29,160	34,992	102,600
1,808	2,014	1,864	1,745	1,944	1,944	1,800
7	18	29	17	5	7	7
12,960	43,416	78,408	47,952	8,640	12,960	12,960
1,851	2,412	2,704	2,821	1,728	1,851	1,851
90	120	204	146	74	117	135
330,102	441,990	751,302	535,032	262,170	427,086	489,942
3,668	3,683	3,683	3,665	3,543	3,650	3,629
2	6	10	8	4	4	6
4,147	18,662	33,156	24,732	10,962	13,673	28,188
2,074	3,110	3,316	3,092	2,741	3,418	4,698
						6
						3,402
						567
	121			120	48	
	246,240			246,240	98,496	
	2,035			2,052	2,052	
13	21	13	17	16	3	1
150,444	121,272	139,752	200,837	134,136	77,760	24,624
11,573	5,775	10,750	11,814	8,384	25,920	24,624
62	42	35	57	23	19	45
129,600	128,952	80,028	165,888	55,728	39,852	127,980
2,090	3,070	2,287	2,910	2,423	2,097	2,844
35	31	44	58	26	10	54
80,676	86,454	127,980	158,609	55,944	31,104	100,116
2,305	2,789	2,909	2,735	2,152	3,110	1,854
					20	1
					47,174	4,050
					2,359	4,050
	3	3	2	13		21
	13,155	15,747	10,498	30,700		58,320
	4,385	5,249	5,249	2,362		2,777
52	76	54	85	88	4	25
121,392	165,564	116,640	194,400	195,696	12,960	64,800
2,334	2,178	2,160	2,287	2,224	3,240	2,592
706	255	381	5,145	203	192	670
2,677,597	358,262	652,614	12,197,612	316,678	315,750	1,465,684
3,793	1,405	1,713	2,371	1,560	1,645	2,188
253	144	187	1,999	135	102	120
1,651,265	176,749	232,152	4,638,272	159,611	133,788	157,591
6,527	1,227	1,241	2,320	1,182	1,312	1,313
	42	71	2,090			
	34,560	144,180	4,493,070			
	823	2,031	2,150			
3	4	13	910	3		450
25,650	25,650	71,000	2,614,919	25,650		1,105,913
8,550	6,413	5,462	2,874	8,550		2,458
			32			
			96,768			
			3,024			
380			24			
870,048			186,624			
2,290			7,776			

(3)塩干、加工品

品目別・出荷地	計	4月	5月	6月	7月	8月
たこ類	1,030	55	15	165	115	90
兵庫	1,961,102	96,942	27,993	310,779	216,172	168,479
	1,904	1,763	1,866	1,884	1,880	1,872
塩から	59,578	5,920	5,375	5,182	5,235	5,949
合計	81,657,539	6,873,168	6,615,262	6,360,975	7,288,220	7,954,443
平均単価	1,371	1,161	1,231	1,228	1,392	1,337
福島	128	24		24		24
	80,495	10,368		10,368		10,368
	629	432		432		432
北海道	4,296	365	335	348	306	356
	7,100,702	549,976	545,800	571,988	485,653	583,846
	1,653	1,507	1,629	1,644	1,587	1,640
青森	4,109	435	259	337	355	476
	6,611,500	581,255	470,489	513,301	523,842	637,976
	1,609	1,336	1,817	1,523	1,476	1,340
岩手	336	16	4	8	92	12
	2,213,568	105,408	29,376	58,752	594,432	88,128
	6,588	6,588	7,344	7,344	6,461	7,344
宮城	41,558	4,044	3,902	3,492	3,474	4,330
	52,966,447	4,248,733	4,321,055	3,851,426	4,361,131	5,610,714
	1,275	1,051	1,107	1,103	1,255	1,296
埼玉	54	24				
	32,400	11,016				
	600	459				
東京	3,292	368	363	407	469	262
	4,721,841	498,631	511,567	638,583	671,385	381,563
	1,434	1,355	1,409	1,569	1,432	1,456
神奈川	1,520	245	148	110	73	76
	3,183,242	369,829	261,836	241,078	199,280	201,881
	2,094	1,510	1,769	2,192	2,730	2,656
新潟	260	44		44	22	55
	276,156	44,928		44,928	22,464	56,160
	1,062	1,021		1,021	1,021	1,021
長野	42	13	13	16		
	64,557	19,710	21,195	23,652		
	1,537	1,516	1,630	1,478		
静岡	3,345	297	325	281	295	339
	3,741,116	324,450	360,934	317,259	331,969	377,976
	1,118	1,092	1,111	1,129	1,125	1,115
愛知	116		4		56	
	53,568		23,328		15,120	
	462		5,832		270	
滋賀	308			90	72	19
	143,571			29,160	23,328	5,831
	466			324	324	307
兵庫	143	45	10	25	15	
	303,438	108,864	24,192	60,480	36,288	
	2,122	2,419	2,419	2,419	2,419	
広島	34					
	24,192					
	712					
山口	37		12		6	
	140,746		45,490		23,328	
	3,804		3,791		3,888	
昆布・わかめ	112,955	7,877	8,605	8,602	8,139	9,070
合計	109,032,086	7,048,427	7,627,930	7,410,063	7,144,785	8,090,191
平均単価	965	895	886	861	878	892
福島	20,377	1,706	1,759	1,748	1,649	1,705
	23,863,033	1,986,268	1,966,441	2,079,749	1,784,004	1,820,282
	1,171	1,164	1,118	1,190	1,082	1,068
北海道	1,874	85	100	152	111	121
	5,392,520	241,812	321,948	353,807	275,184	272,959
	2,878	2,845	3,219	2,328	2,479	2,256
青森	7,353	47	39	42	59	48
	8,026,625	95,472	88,160	92,945	118,044	101,844
	1,092	2,031	2,261	2,213	2,001	2,122

上段：数量=kg
 单位 中断：金額=円
 下段：単価=円

9月	10月	11月	12月	1月	2月	3月
70	65	110	90	65	90	100
130,634	121,303	205,282	167,959	131,417	181,962	202,180
1,866	1,866	1,866	1,866	2,022	2,022	2,022
4,750	4,758	4,894	5,148	3,294	4,076	4,997
6,175,216	7,217,423	7,051,500	8,195,619	5,082,041	5,703,686	7,139,986
1,300	1,517	1,441	1,592	1,543	1,399	1,429
	12		32		12	
	10,368		28,655		10,368	
	864		895		864	
303	353	421	465	407	254	383
494,056	578,745	699,411	828,333	656,075	446,035	660,784
1,631	1,640	1,661	1,781	1,612	1,756	1,725
352	285	277	637	255	189	252
464,528	428,521	504,876	1,103,153	509,801	384,090	489,668
1,320	1,504	1,823	1,732	1,999	2,032	1,943
8	136	22	16	8	4	10
58,752	862,272	164,160	105,408	58,752	29,376	58,752
7,344	6,340	7,462	6,588	7,344	7,344	5,875
3,405	3,461	3,593	3,395	2,054	3,048	3,360
4,178,915	4,586,351	4,911,762	5,191,511	3,079,773	3,991,980	4,633,096
1,227	1,325	1,367	1,529	1,499	1,310	1,379
						30
						21,384
						713
236	102	96	184	269	223	313
374,648	143,336	156,632	303,891	312,835	291,390	437,380
1,587	1,405	1,632	1,652	1,163	1,307	1,397
146	80	87	94	87	94	280
251,266	203,825	231,858	257,795	229,280	257,487	477,827
1,721	2,548	2,665	2,743	2,635	2,739	1,707
35	20	40				
40,284	22,464	44,928				
1,151	1,123	1,123				
259	278	278	319	197	228	249
289,439	319,462	306,890	353,545	223,429	256,153	279,610
1,118	1,149	1,104	1,108	1,134	1,123	1,123
		56				
		15,120				
		270				
		24				103
		15,863				69,389
		661				674
	24				24	
	36,807				36,807	
	1,534				1,534	
				17		17
				12,096		12,096
				712		712
6	7		6			
23,328	25,272		23,328			
3,888	3,610		3,888			
8,071	9,117	10,402	16,811	7,807	8,106	10,348
6,767,966	9,263,792	11,195,377	20,613,839	7,068,212	7,652,919	9,148,585
839	1,016	1,076	1,226	905	944	884
1,540	1,865	1,743	1,836	1,137	1,690	1,999
1,769,618	2,049,403	2,040,996	2,301,600	1,605,720	2,057,055	2,401,897
1,149	1,099	1,171	1,254	1,412	1,217	1,202
66	128	319	549	96	64	83
217,403	487,100	1,037,836	1,551,398	217,144	165,132	250,797
3,294	3,805	3,253	2,826	2,262	2,580	3,022
62	505	1,419	1,584	1,207	1,094	1,247
102,557	562,032	1,491,588	1,648,674	1,265,976	1,149,995	1,309,338
1,654	1,113	1,051	1,041	1,049	1,051	1,050

(3)塩干、加工品

品目別・出荷地	計	4月	5月	6月	7月	8月
昆布・わかめ	57,222	4,459	4,611	5,064	4,414	5,589
宮城	41,445,898	3,017,793	3,295,586	3,144,449	3,204,932	4,291,868
	724	677	715	621	726	768
茨城	117 166,428 1,422			4 3,888 972		
栃木	10 38,880 3,888			4 15,552 3,888		
群馬	19,322 14,064,181 728	1,193 759,888 637	1,316 884,034 672	1,170 780,570 667	1,481 833,652 563	1,251 806,652 645
埼玉	166 328,527 1,979	22 27,410 1,246	11 23,133 2,103	21 42,961 2,046	5 9,914 1,983	20 40,823 2,041
千葉	3 3,240 1,080	3 3,240 1,080				
東京	2,692 8,403,482 3,122	84 313,310 3,730	130 335,018 2,577	93 294,582 3,168	166 401,805 2,421	70 262,311 3,747
新潟	48 285,120 5,940	6 35,640 5,940		6 35,640 5,940	6 35,640 5,940	
富山	42 208,332 4,960					
石川	5 12,555 2,511	3 7,290 2,430		2 5,265 2,633		
福井	30 109,080 3,636		3 18,360 6,120	7 12,960 1,851		5 19,440 3,888
静岡	569 918,670 1,615	33 44,064 1,335	59 80,028 1,356	41 61,560 1,501	56 101,088 1,805	42 62,208 1,481
愛知	1,139 511,812 449	64 41,202 644	389 134,298 345	84 43,146 514	56 27,648 494	68 32,670 480
三重	234 926,856 3,961	10 69,120 6,912	4 27,648 6,912	20 71,496 3,575	11 42,660 3,878	13 56,484 4,345
兵庫	1,679 4,174,427 2,486	156 396,198 2,540	172 433,836 2,522	142 361,773 2,548	122 300,494 2,463	132 312,930 2,371
広島	57 126,360 2,217	6 9,720 1,620	12 19,440 1,620	2 9,720 4,860	3 9,720 3,240	6 9,720 1,620
愛媛	6 9,968 1,661					
熊本	10 16,092 1,609					
ハム・ソーセージ	21	7			6	
合計	32,052	9,892			8,164	
平均単価	1,526	1,413			1,361	
東京	21 32,052 1,526	7 9,892 1,413			6 8,164 1,361	
その他	112,968	9,208	10,093	8,571	8,411	8,071
合計	135,259,487	12,166,321	12,544,868	9,593,036	11,042,508	10,220,149
平均単価	1,197	1,321	1,243	1,119	1,313	1,266
福島	1,178 3,534,862 3,001	145 1,402,794 9,674	93 1,182,432 12,714	140 133,935 957	126 113,907 904	93 77,943 838

上段：数量=kg
 单位 中断：金額=円
 下段：単価=円

9月	10月	11月	12月	1月	2月	3月
4,409 2,941,715 667	4,582 3,375,951 737	4,502 3,497,934 777	8,220 7,246,670 882	3,541 2,197,044 620	3,352 2,232,442 666	4,479 2,999,514 670
11 8,100 736	3 1,620 540		38 96,120 2,529	21 21,600 1,029	10 9,180 918	30 25,920 864
		2 7,776 3,888	2 7,776 3,888		2 7,776 3,888	
1,643 884,574 538	1,506 1,492,992 991	1,845 1,649,160 894	2,994 3,014,712 1,007	1,452 888,705 612	1,417 942,964 665	2,054 1,126,278 548
18 37,540 2,086	12 27,302 2,275	15 30,714 2,048	11 23,889 2,172	11 23,889 2,172	5 10,238 2,048	15 30,714 2,048
74 258,035 3,487	248 743,646 2,999	262 829,551 3,166	1,175 3,808,186 3,241	94 300,542 3,197	172 458,460 2,665	124 398,036 3,210
6 35,640 5,940		6 35,640 5,940	6 35,640 5,940	6 35,640 5,940	6 35,640 5,940	
		3 15,876 5,292	39 192,456 4,935			
	5 19,440 3,888	5 19,440 3,888	5 19,440 3,888			
42 62,208 1,481	38 56,592 1,489	42 73,440 1,749	85 143,208 1,685	41 58,320 1,422	34 57,888 1,703	56 118,066 2,108
56 27,756 496	66 30,240 458	85 40,770 480	88 42,984 488	44 26,568 604	59 29,754 504	80 34,776 435
34 135,000 3,971	32 97,416 3,044	20 88,128 4,406	39 136,404 3,498	11 42,660 3,878	9 28,836 3,204	31 131,004 4,226
104 278,100 2,674	127 320,058 2,520	118 300,996 2,551	136 325,242 2,391	140 374,436 2,675	186 457,839 2,462	144 312,525 2,170
6 9,720 1,620		6 19,440 3,240	4 19,440 4,860		6 9,720 1,620	6 9,720 1,620
				6 9,968 1,661		
		10 16,092 1,609				
2 2,722 1,361	2 2,722 1,361					4 8,552 2,138
2 2,722 1,361	2 2,722 1,361					4 8,552 2,138
8,236 10,095,509 1,226	8,410 9,520,257 1,132	9,889 11,467,048 1,160	12,071 17,385,018 1,440	9,996 9,333,876 934	10,558 10,590,344 1,003	9,454 11,300,553 1,195
40 48,590 1,215	79 122,272 1,548	90 74,991 833	115 159,720 1,389	54 44,126 817	83 81,999 988	120 92,153 768

(3)塩干、加工品

品目別・出荷地	計	4月	5月	6月	7月	8月
その他	3,516	274	163	238	434	418
北海道	5,565,683	377,364	185,891	321,312	989,712	519,202
	1,583	1,377	1,140	1,350	2,280	1,242
青森	3,052	253	295	225	225	228
	4,138,859	329,571	393,054	290,601	319,123	315,100
	1,356	1,303	1,332	1,292	1,418	1,382
岩手	860	84	114	146	79	76
	6,371,427	381,942	870,480	541,404	741,701	383,616
	7,409	4,547	7,636	3,708	9,389	5,048
宮城	48,511	3,646	5,353	4,277	3,470	3,133
	51,051,414	3,929,496	4,741,312	3,887,821	3,625,717	3,658,096
	1,052	1,078	886	909	1,045	1,168
秋田	69	7		6		
	55,960	2,566		2,268		
	811	367		378		
山形	3,531	375	410	323	131	361
	4,363,754	356,530	406,794	382,129	400,532	313,160
	1,236	951	992	1,183	3,057	867
茨城	2,519	520	213	162	195	343
	3,686,674	744,427	412,869	303,107	357,471	369,656
	1,464	1,432	1,938	1,871	1,833	1,078
栃木	2,152				5	234
	1,183,570				7,452	160,380
	550				1,490	685
埼玉	110	33	15			
	74,747	19,959	8,424			
	680	605	562			
千葉	11,290	1,022	1,225	875	1,031	761
	8,423,868	725,341	806,049	594,401	838,111	601,377
	746	710	658	679	813	790
東京	2,664	425	165	85	155	102
	3,277,714	299,381	224,006	141,828	207,539	182,228
	1,230	704	1,358	1,669	1,339	1,787
神奈川	1,447		84	156	120	91
	891,809		27,216	50,544	38,880	75,168
	616		324	324	324	826
新潟	21,456	1,386	1,143	1,148	1,211	1,263
	19,241,731	1,248,768	1,147,753	1,137,955	1,308,617	1,447,515
	897	901	1,004	991	1,081	1,146
山梨	35					
	33,955					
	970					
静岡	2,056	191	110	161	515	190
	1,126,602	114,588	58,320	94,500	234,036	114,264
	548	600	530	587	454	601
愛知	85	71	14			
	192,587	158,977	33,610			
	2,266	2,239	2,401			
三重	45			0	12	3
	122,343			9,720	85,245	4,698
	2,719			0	7,104	1,566
滋賀	31					
	21,448					
	692					
兵庫	227	14	23	16	2	14
	603,417	23,814	57,899	46,656	34,992	47,304
	2,658	1,701	2,517	2,916	17,496	3,379
和歌山	119	5	4	7	15	10
	235,548	9,072	18,144	18,144	27,216	18,144
	1,979	1,814	4,536	2,592	1,814	1,814
鳥取	3,235	378	282	284	266	287
	4,238,278	518,616	338,294	348,126	337,303	375,946
	1,310	1,372	1,200	1,226	1,268	1,310
広島	47	13	1	1		
	252,979	43,200	17,496	18,403		
	5,383	3,323	17,496	18,403		

上段：数量=kg
 单位 中断：金額=円
 下段：単価=円

9月	10月	11月	12月	1月	2月	3月
506 566,081 1,119	280 508,392 1,816	203 338,589 1,668	428 978,111 2,285	201 232,974 1,159	197 283,052 1,437	174 265,003 1,523
227 334,408 1,473	238 321,921 1,353	260 362,982 1,396	346 472,522 1,366	260 342,579 1,318	219 292,391 1,335	276 364,607 1,321
59 547,430 9,278	34 89,424 2,630	80 870,522 10,882	61 600,308 9,841	31 584,064 18,841	12 110,592 9,216	84 649,944 7,737
3,614 3,641,933 1,008	3,817 3,648,750 956	4,395 4,522,108 1,029	5,492 8,249,520 1,502	3,153 2,667,496 846	3,604 3,578,279 993	4,557 4,900,886 1,075
	11 2,566 233		7 27,475 3,925		9 2,138 238	29 18,947 653
190 296,010 1,558	257 350,226 1,363	362 421,920 1,166	241 380,790 1,580	393 361,922 921	226 386,649 1,711	262 307,092 1,172
136 143,508 1,055	190 244,625 1,288	140 234,940 1,678	307 438,960 1,430	100 133,420 1,334	100 157,224 1,572	113 146,467 1,296
234 138,024 590	271 145,566 537	290 153,264 528	311 162,324 522	227 118,506 522	272 140,668 517	308 157,386 511
11 17,237 1,567	5 8,554 1,711	2 3,467 1,734				44 17,106 389
774 612,102 791	737 588,871 799	838 642,783 767	1,361 1,060,999 780	704 503,194 715	924 729,370 789	1,038 721,270 695
475 709,236 1,493	244 216,889 889	177 208,117 1,176	148 247,475 1,672	295 259,686 880	207 305,121 1,474	186 276,208 1,485
173 67,327 389	247 127,980 518	316 159,634 505	7 17,334 2,476	42 70,956 1,689	67 120,690 1,801	144 136,080 945
1,013 1,129,557 1,115	1,155 1,278,969 1,107	1,878 1,583,150 843	2,138 2,229,716 1,043	3,897 2,438,545 626	3,871 2,814,148 727	1,353 1,477,038 1,092
	6 6,091 1,015		14 12,960 926		8 7,776 972	7 7,128 1,018
85 49,248 579	117 71,172 608	143 75,816 530	230 134,082 583	77 40,824 530	131 74,412 568	106 65,340 616
					30 22,680 756	
						31 21,448 692
9 29,160 3,240	42 86,832 2,067	19 112,946 5,945	32 75,168 2,349		48 65,318 1,361	8 23,328 2,916
13 27,216 2,094	10 18,144 1,814	10 18,144 1,814	20 36,288 1,814	10 17,820 1,782	5 9,072 1,814	10 18,144 1,814
271 359,035 1,325	257 339,356 1,320	304 400,505 1,317	374 507,101 1,356	146 200,792 1,375	196 261,568 1,335	190 251,636 1,324
13 43,200 3,323	1 17,496 17,496	2 34,992 17,496	15 60,696 4,046			1 17,496 17,496


(3)塩干、加工品

品目別・出荷地	計	4月	5月	6月	7月	8月
その他	69	4	8		2	6
山口	230,550	4,666	9,332		2,333	6,999
	3,341	1,167	1,167		1,167	1,167
愛媛	47	29	10		8	
	95,040	51,840	29,160		14,040	
	2,022	1,788	2,916		1,755	
福岡	4,617	333	368	321	409	458
	16,244,668	1,423,409	1,576,333	1,270,182	1,358,581	1,549,353
	3,518	4,275	4,284	3,957	3,322	3,383

上段：数量=kg
 单位 中断：金額=円
 下段：単価=円

9月	10月	11月	12月	1月	2月	3月
	15	6	12	16		
	34,474	11,664	145,530	15,552		
	2,298	1,944	12,128	972		
393	397	374	412	390	349	413
1,336,207	1,291,687	1,236,514	1,387,939	1,301,420	1,147,197	1,365,846
3,400	3,254	3,306	3,369	3,337	3,287	3,307

市の花 つつじ
(昭和 48 年 3 月 20 日制定)



市庁舎の落成を記念して制定されました。
市内には、つつじで有名な公園や野生の群落があり、造園・盆栽などひろく一般に栽培され、開花時には美しい花が人々を楽しませています。