

第3 水産物部

1 平成28年度概況

(1) 総取扱高

本年度の開市日数は265日、総取扱数量は13,633,115kgで前年度対比は95.9%、総取扱金額は14,161,793,845円で前年度対比は97.4%であった。

一ヶ月平均取扱数量は1,136,093kgで、最高は12月の1,386,354kg、最低は1月の872,764kgであった。

また、一日平均取扱数量は51,446kgで、一日平均取扱金額は53,440,731円であった。

種別取扱数量では、鮮魚は5,879,209kgで前年度対比90.3%、冷凍は4,062,083kgで前年度対比106.7%、塩干・加工品は3,691,823kgで前年度対比94.8%となっている。

また、種別取扱金額では、鮮魚は5,430,637,603円で前年度対比92.1%、冷凍は4,462,440,003円で前年度対比103.6%、塩干・加工品は4,268,716,239円で前年度対比98.4%となっている。

(2) 出荷地別取扱状況

順位	取扱数量		取扱金額	
	出荷地	割合	出荷地	割合
1	宮城	25.5	宮城	22.0
2	東京	14.4	東京	17.7
3	福島	13.5	福島	13.0
4	千葉	10.5	千葉	8.2
5	茨城	6.6	北海道	6.3
6	北海道	4.5	茨城	5.5
7	青森	3.9	静岡	4.3
8	静岡	3.4	青森	3.6
9	岩手	3.0	新潟	2.2
10	新潟	2.4	岩手	2.0
11	愛媛	1.2	福岡	1.5
12	三重	1.1	三重	1.5
13	福岡	1.1	兵庫	1.5
14	兵庫	0.9	愛媛	1.3
15	神奈川	0.9	沖縄	1.1
	計	92.9	計	91.7

(3) kgあたりの平均単価

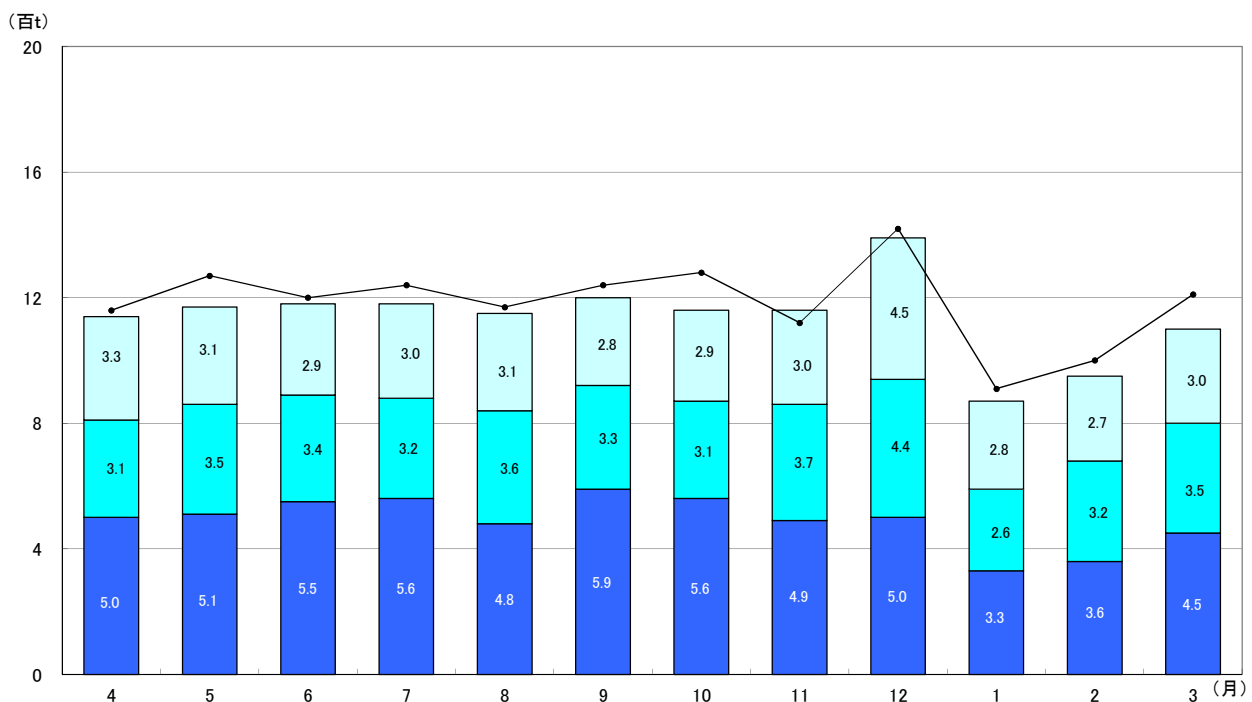
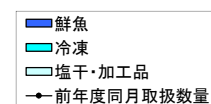
本年度の総平均単価は1,039円で前年度対比101.6%、種別にみると鮮魚は924円で前年度対比102.1%、冷凍は1,099円で前年度対比97.2%、塩干・加工品は1,156円で前年度対比103.9%となっている。

2 取扱

(1) 総括表

区分		合計	4月	5月	6月	7月	8月
開市日数		265日	22日	21日	22日	23日	23日
合計	年間取扱高	数量 13,633,115 金額 14,161,793,845 単価 1,039	数量 1,138,100 金額 1,136,544,600 単価 999	数量 1,161,991 金額 1,121,383,330 単価 965	数量 1,184,246 金額 1,099,463,685 単価 928	数量 1,179,110 金額 1,222,831,457 単価 1,037	数量 1,148,620 金額 1,246,387,953 単価 1,085
	一日平均取扱高	数量 51,446 金額 53,440,731	数量 51,732 金額 51,661,118	数量 55,333 金額 53,399,206	数量 53,829 金額 49,975,622	数量 51,266 金額 53,166,585	数量 49,940 金額 54,190,781
鮮魚	数量	5,879,209	498,450	506,100	554,841	559,393	479,450
	金額	5,430,637,603	453,298,080	456,026,612	450,801,453	453,113,027	488,077,784
	単価	924	909	901	812	810	1,018
冷凍	数量	4,062,083	313,032	349,960	339,531	319,142	361,454
	金額	4,462,440,003	329,466,477	337,488,396	330,534,413	428,877,504	405,272,754
	単価	1,099	1,053	964	974	1,344	1,121
塩干・加工品	数量	3,691,823	326,618	305,931	289,874	300,575	307,716
	金額	4,268,716,239	353,780,043	327,868,322	318,127,819	340,840,926	353,037,415
	単価	1,156	1,083	1,072	1,097	1,134	1,147

ア 月別取扱数量推移図

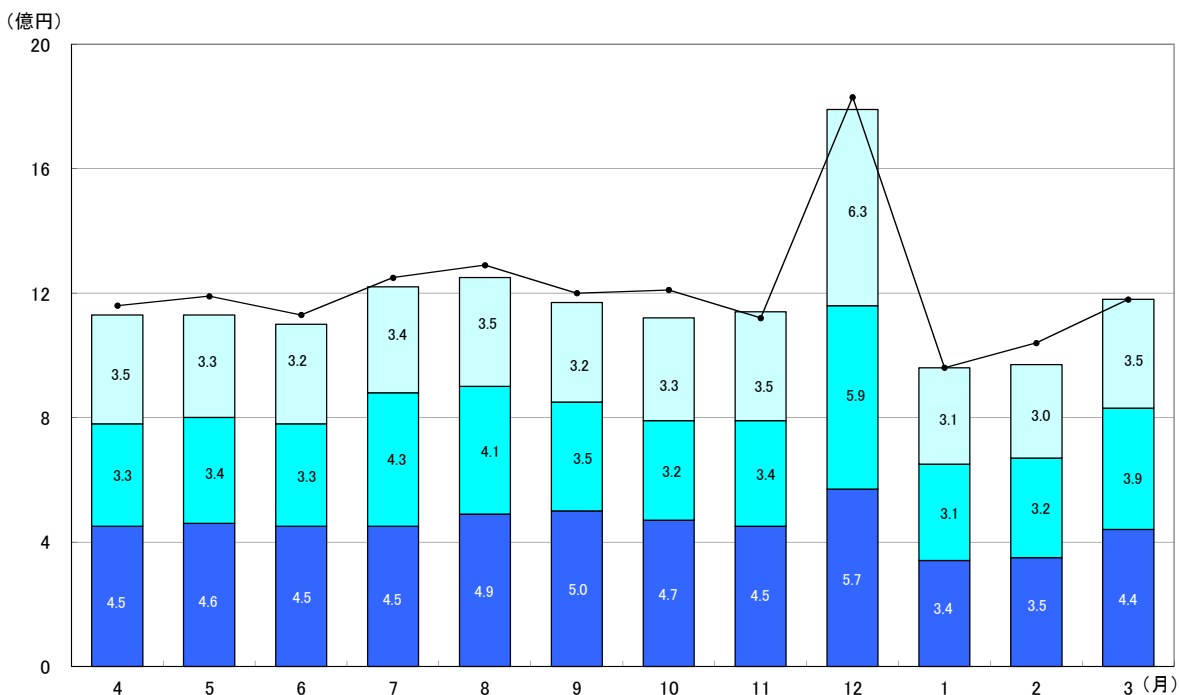
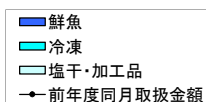


概況

単位：数量…kg／金額・単価…円

9 月	10 月	11 月	12 月	1 月	2 月	3 月
22 日	22 日	22 日	25 日	20 日	20 日	23 日
1,197,149	1,158,320	1,154,347	1,386,354	872,764	950,192	1,101,922
1,160,110,884	1,125,010,401	1,142,928,794	1,788,308,168	960,964,234	975,689,418	1,182,170,921
969	971	990	1,290	1,101	1,027	1,073
54,416	52,651	52,470	55,454	43,638	47,510	47,910
52,732,313	51,136,836	51,951,309	71,532,327	48,048,212	48,784,471	51,398,736
589,438	561,599	490,831	497,843	329,949	358,013	453,302
497,330,127	473,334,744	454,577,527	572,735,304	343,579,227	349,189,759	438,573,959
844	843	926	1,150	1,041	975	968
326,224	308,070	367,990	443,007	262,259	318,180	353,234
347,259,779	322,167,523	342,453,550	589,833,480	312,230,661	321,982,068	394,873,398
1,064	1,046	931	1,331	1,191	1,012	1,118
281,487	288,651	295,526	445,504	280,556	273,999	295,386
315,520,978	329,508,134	345,897,717	625,739,384	305,154,346	304,517,591	348,723,564
1,121	1,142	1,170	1,405	1,088	1,111	1,181

イ 月別取扱金額推移図



(2) 県内・県外別取扱高表

区 分		合 計	4 月	5 月	6 月	7 月	8 月	
合 計	数量	13,633,115	1,138,100	1,161,991	1,184,246	1,179,110	1,148,620	
	金額	14,161,793,845	1,136,544,600	1,121,383,330	1,099,463,685	1,222,831,457	1,246,387,953	
小 計	県 内	数量	1,838,551	121,517	126,231	200,406	156,322	135,212
		金額	1,842,514,390	131,082,312	130,884,982	163,466,582	152,707,522	155,190,661
	県 外	数量	11,794,564	1,016,583	1,035,760	983,840	1,022,788	1,013,408
		金額	12,319,279,455	1,005,462,288	990,498,348	935,997,103	1,070,123,935	1,091,197,292
鮮 魚	県 内	数量	881,306	48,836	52,228	130,423	83,443	56,720
		金額	716,609,648	43,330,677	42,907,792	82,203,480	63,739,704	59,245,468
	県 外	数量	4,997,903	449,614	453,872	424,418	475,950	422,730
		金額	4,714,027,955	409,967,403	413,118,820	368,597,973	389,373,323	428,832,316
冷 凍	県 内	数量	542,337	35,135	38,568	38,380	40,981	46,497
		金額	578,412,409	43,020,161	43,953,113	41,688,813	45,218,512	53,095,927
	県 外	数量	3,519,746	277,897	311,392	301,151	278,161	314,957
		金額	3,884,027,594	286,446,316	293,535,283	288,845,600	383,658,992	352,176,827
塩 干 ・ 加工品	県 内	数量	414,908	37,546	35,435	31,603	31,898	31,995
		金額	547,492,333	44,731,474	44,024,077	39,574,289	43,749,306	42,849,266
	県 外	数量	3,276,915	289,072	270,496	258,271	268,677	275,721
		金額	3,721,223,906	309,048,569	283,844,245	278,553,530	297,091,620	310,188,149

(3) 委託・買付別取扱高表

区 分		合 計	4 月	5 月	6 月	7 月	8 月	
合 計	数量	13,633,115	1,138,100	1,161,991	1,184,246	1,179,110	1,148,620	
	金額	14,161,793,845	1,136,544,600	1,121,383,330	1,099,463,685	1,222,831,457	1,246,387,953	
小 計	委 託	数量	5,561,612	482,953	493,404	534,718	519,921	430,163
		金額	4,508,089,878	386,695,963	390,212,980	372,896,438	360,139,584	382,310,637
	買 付	数量	8,071,503	655,147	668,587	649,528	659,189	718,457
		金額	9,653,703,967	749,848,637	731,170,350	726,567,247	862,691,873	864,077,316
鮮 魚	委 託	数量	4,630,728	398,497	413,194	464,045	448,659	358,056
		金額	3,610,450,108	309,228,599	316,372,076	307,266,635	292,519,662	310,362,230
	買 付	数量	1,248,481	99,953	92,906	90,796	110,734	121,394
		金額	1,820,187,495	144,069,481	139,654,536	143,534,818	160,593,365	177,715,554
冷 凍	委 託	数量	39,269	4,498	2,392	3,290	3,259	4,533
		金額	26,635,195	3,131,989	1,723,378	2,390,971	2,277,443	3,163,890
	買 付	数量	4,022,814	308,534	347,568	336,241	315,883	356,921
		金額	4,435,804,808	326,334,488	335,765,018	328,143,442	426,600,061	402,108,864
塩 干 ・ 加工品	委 託	数量	891,615	79,958	77,818	67,383	68,003	67,574
		金額	871,004,575	74,335,375	72,117,526	63,238,832	65,342,479	68,784,517
	買 付	数量	2,800,208	246,660	228,113	222,491	232,572	240,142
		金額	3,397,711,664	279,444,668	255,750,796	254,888,987	275,498,447	284,252,898

単位：数量…kg／金額…円

9 月	10 月	11 月	12 月	1 月	2 月	3 月
1,197,149	1,158,320	1,154,347	1,386,354	872,764	950,192	1,101,922
1,160,110,884	1,125,010,401	1,142,928,794	1,788,308,168	960,964,234	975,689,418	1,182,170,921
154,741	165,378	174,113	199,636	116,978	134,327	153,690
139,889,915	145,141,524	148,501,766	248,835,363	129,000,027	142,110,895	155,702,841
1,042,408	992,942	980,234	1,186,718	755,786	815,865	948,232
1,020,220,969	979,868,877	994,427,028	1,539,472,805	831,964,207	833,578,523	1,026,468,080
76,077	90,102	93,183	73,221	48,585	53,863	74,625
56,529,638	63,116,823	60,803,081	85,366,298	46,680,966	49,062,876	63,622,845
513,361	471,497	397,648	424,622	281,364	304,150	378,677
440,800,489	410,217,921	393,774,446	487,369,006	296,898,261	300,126,883	374,951,114
49,774	46,330	48,438	62,224	37,040	50,939	48,031
47,470,385	45,713,885	45,496,400	70,638,455	41,662,239	52,771,848	47,682,671
276,450	261,740	319,552	380,783	225,219	267,241	305,203
299,789,394	276,453,638	296,957,150	519,195,025	270,568,422	269,210,220	347,190,727
28,890	28,946	32,492	64,191	31,353	29,525	31,034
35,889,892	36,310,816	42,202,285	92,830,610	40,656,822	40,276,171	44,397,325
252,597	259,705	263,034	381,313	249,203	244,474	264,352
279,631,086	293,197,318	303,695,432	532,908,774	264,497,524	264,241,420	304,326,239

単位：数量…kg／金額…円

9 月	10 月	11 月	12 月	1 月	2 月	3 月
1,197,149	1,158,320	1,154,347	1,386,354	872,764	950,192	1,101,922
1,160,110,884	1,125,010,401	1,142,928,794	1,788,308,168	960,964,234	975,689,418	1,182,170,921
539,273	543,422	458,284	468,302	325,373	347,831	417,968
407,894,706	407,650,193	377,611,387	474,931,730	289,691,988	299,422,154	358,632,118
657,876	614,898	696,063	918,052	547,391	602,361	683,954
752,216,178	717,360,208	765,317,407	1,313,376,438	671,272,246	676,267,264	823,538,803
472,896	467,511	383,701	355,133	246,131	274,315	348,590
344,181,616	335,852,599	308,528,476	342,986,267	218,929,633	233,846,424	290,375,891
116,542	94,088	107,130	142,710	83,818	83,698	104,712
153,148,511	137,482,145	146,049,051	229,749,037	124,649,594	115,343,335	148,198,068
3,225	2,827	2,756	5,189	1,459	2,999	2,842
2,307,123	1,782,216	1,739,016	3,252,669	964,083	2,099,573	1,802,844
322,999	305,243	365,234	437,818	260,800	315,181	350,392
344,952,656	320,385,307	340,714,534	586,580,811	311,266,578	319,882,495	393,070,554
63,152	73,084	71,827	107,980	77,783	70,517	66,536
61,405,967	70,015,378	67,343,895	128,692,794	69,798,272	63,476,157	66,453,383
218,335	215,567	223,699	337,524	202,773	203,482	228,850
254,115,011	259,492,756	278,553,822	497,046,590	235,356,074	241,041,434	282,270,181

3 種 別 ・ 出 荷

種別 出荷地別	合計		鮮 魚		冷 凍		塩干・加工品	
	数 量	金 額	数 量	金 額	数 量	金 額	数 量	金 額
福島	1,838,550	1,842,514,390	881,305	716,609,648	542,337	578,412,409	414,908	547,492,333
北海道	612,153	893,553,086	444,418	585,970,884	44,434	66,084,060	123,301	241,498,142
青森	537,442	506,911,701	382,031	277,846,417	48,084	39,991,441	107,327	189,073,843
岩手	411,236	285,005,572	391,843	231,036,408	12,281	30,260,426	7,112	23,708,738
宮城	3,479,652	3,114,754,011	1,091,416	879,725,485	1,375,674	1,186,703,274	1,012,562	1,048,325,252
秋田	34,035	28,535,869	4,312	3,544,539	15,612	7,822,613	14,111	17,168,717
山形	23,276	19,877,234	5,829	3,987,371	4	8,296	17,443	15,881,567
茨城	899,458	777,032,815	299,752	232,090,568	111,324	136,814,318	488,382	408,127,929
栃木	13,114	15,173,117	137	309,744	5,359	4,265,136	7,618	10,598,237
群馬	110,351	91,202,331	14	10,287	11,821	25,773,530	98,516	65,418,514
埼玉	19,182	20,494,853	7,228	2,738,265	4,139	4,243,188	7,815	13,513,400
千葉	1,425,373	1,154,650,481	1,026,372	755,480,498	60,145	53,217,628	338,856	345,952,355
東京	1,957,931	2,503,969,463	393,344	661,852,769	1,267,404	1,335,421,719	297,183	506,694,975
神奈川	118,226	116,002,391	39,904	39,316,453	720	1,390,786	77,602	75,295,152
新潟	332,799	310,501,159	10,443	7,346,581	17,766	39,432,677	304,590	263,721,901
富山	22,982	14,369,221	22,772	13,698,379			210	670,842
石川	6,869	10,665,632	1,574	1,297,856			5,295	9,367,776
福井	55,404	33,587,592	5,283	4,650,842			50,121	28,936,750
山梨	797	1,490,125	7	52,229			790	1,437,896
長野	11,973	7,025,442	11,637	6,284,930	315	718,351	21	22,161
岐阜	37,927	86,007,037			37,894	85,835,574	33	171,463
静岡	460,662	613,555,853	63,815	63,829,807	296,313	434,277,245	100,534	115,448,801
愛知	79,162	92,332,990	40,834	35,950,370	61	400,430	38,267	55,982,190
三重	152,555	210,150,497	54,561	45,775,637	82,146	138,457,844	15,848	25,917,016
滋賀	2,874	1,473,181					2,874	1,473,181
京都	26,780	54,516,089	21,852	45,923,167	4,928	8,592,922		
大阪	30,966	45,520,927	2,490	3,691,620	27,433	37,960,844	1,043	3,868,463
兵庫	128,433	206,404,493	30,782	48,103,229	57,533	106,364,800	40,118	51,936,464
奈良								
和歌山	9,883	11,210,076	9,517	10,536,545			366	673,531
鳥取	16,687	25,126,366	4,824	7,059,663	2,762	6,864,232	9,101	11,202,471
島根	9,044	8,527,104	8,321	6,688,404	50	113,400	673	1,725,300
岡山	551	399,933					551	399,933
広島	62,729	137,820,140	47,926	50,209,752	10,453	78,682,395	4,350	8,927,993
山口	44,225	68,008,270	14,933	34,934,321	1,351	2,091,204	27,941	30,982,745
徳島								
香川	5,819	5,966,394	582	1,228,764	2,339	2,343,733	2,898	2,393,897
愛媛	161,954	187,390,816	149,903	161,876,943	11,125	22,141,379	926	3,372,494

地 別 取 扱 高 表

単位：kg・円

種別 出荷地別	合計		鮮 魚		冷 凍		塩干・加工品	
	数 量	金 額	数 量	金 額	数 量	金 額	数 量	金 額
高知	399	161,806	399	161,806				
福岡	145,521	217,984,521	74,263	73,958,678	5,296	16,075,735	65,962	127,950,108
佐賀	26,990	80,379,567	26,990	80,379,567				
長崎	45,409	45,697,038	42,783	40,168,007	1,769	4,749,728	857	779,303
熊本	27,960	40,244,911	25,118	34,560,174			2,842	5,684,737
大分	31,164	23,400,399	28,418	16,613,625			2,746	6,786,774
宮崎	29,044	26,595,993	27,503	23,649,267	1,535	2,937,006	6	9,720
鹿児島	70,216	68,793,043	70,092	68,669,868			124	123,175
沖縄	115,361	156,809,916	113,681	152,818,236	1,680	3,991,680		
総 計	13,633,115	14,161,793,845	5,879,209	5,430,637,603	4,062,083	4,462,440,003	3,691,823	4,268,716,239
平均単価		1,039		924		1,099		1,156

4 品目別取扱高順位表

(1) (鮮魚)

数量 順位	品 目	数量(Kg)	比率(%)	金額 順位	金 額	比率(%)	平均単価
1	か つ お	1,141,822	19.4	1	693,441,126	12.8	607
2	さ ん ま	552,523	9.4	4	305,170,241	5.6	552
3	め ば ち	469,771	8.0	2	670,604,090	12.3	1,428
4	か れ い 類	408,752	7.0	6	257,012,031	4.7	629
5	は ま ち	291,178	5.0	5	266,580,720	4.9	916
6	い か 類	255,911	4.4	10	196,543,809	3.6	768
7	た い	212,362	3.6	7	224,876,235	4.1	1,059
8	ま ぐ ろ	184,816	3.1	3	428,468,753	7.9	2,318
9	あ じ	183,359	3.1	13	127,433,771	2.3	695
10	た こ 類	158,627	2.7	8	208,542,627	3.8	1,315
11	あ さ り	125,789	2.1	17	81,283,876	1.5	646
12	あ ん こ う	115,023	2.0	15	98,870,785	1.8	860
13	い わ し	112,189	1.9	25	43,556,394	0.8	388
14	さ ば 類	108,951	1.9	26	42,708,652	0.8	392
15	ほ た て	107,600	1.8	14	103,076,413	1.9	958
16	か き	101,538	1.7	16	95,436,274	1.8	940
17	さ け	101,090	1.7	11	142,623,394	2.6	1,411
18	し じ み	82,235	1.4	21	59,497,566	1.1	724
19	ほ っ き	69,887	1.2	23	45,225,487	0.8	647
20	き ち じ	66,004	1.1	12	136,549,551	2.5	2,069
21	わ か め	60,451	1.0	20	62,444,608	1.1	1,033
22	ど ん こ	59,567	1.0	32	23,207,108	0.4	390
23	た ら 類	59,221	1.0	29	40,743,345	0.8	688
24	ひ ら め	54,952	0.9	19	65,181,057	1.2	1,186
25	き わ だ	52,381	0.9	22	47,443,923	0.9	906
26	は ま ぐ り	45,513	0.8	30	30,924,780	0.6	679
27	か に 類	38,776	0.7	18	71,559,309	1.3	1,845
28	す ず き	34,905	0.6	31	25,103,254	0.5	719
29	う に 類	20,678	0.4	9	202,341,603	3.7	9,785

(1)(鮮魚)

数量 順位	品 目	数量(K g)	比率(%)	金額 順位	金 額	比率(%)	平均単価
30	か じ き 類	18,067	0.3	33	13,300,194	0.2	736
31	ほ う ぼ う 類	12,179	0.2	38	5,137,266	0.1	422
32	え び 類	10,450	0.2	28	41,266,906	0.8	3,949
33	こ ん ぶ	9,954	0.2	39	4,923,450	0.1	495
34	い し も ち	9,659	0.2	42	3,068,420	0.1	318
35	さ ざ え	7,815	0.1	34	8,460,336	0.2	1,083
36	貝 焼	7,597	0.1	24	44,294,653	0.8	5,831
37	あ わ び	7,191	0.1	27	42,678,096	0.8	5,935
38	ま す	5,352	0.1	43	2,620,220	0.0	490
39	め ぬ け 類	4,659	0.1	35	7,640,074	0.1	1,640
40	は た は た	3,901	0.1	44	1,468,679	0.0	376
41	あ ゆ	3,275	0.1	37	6,234,655	0.1	1,904
42	こ の し ろ	3,260	0.1	40	4,325,515	0.1	1,327
43	に し ん	3,032	0.1	46	1,268,087	0.0	418
44	し ら う お	1,689	0.0	41	4,110,966	0.1	2,434
45	どじょう(うなぎ)	1,368	0.0	36	7,542,391	0.1	5,513
46	な ま こ	759	0.0	45	1,423,170	0.0	1,875
47	解 凍 ば ち	0	0.0	47	9,180	0.0	9,180
1	そ の 他 鮮 魚	313,727	5.3	1	255,430,448	4.7	814
2	そ の 他 貝 類	97,131	1.7	2	86,846,349	1.6	894
3	そ の 他 藻 類	70,122	1.2	3	69,222,192	1.3	987
4	そ の 他	12,151	0.2	4	22,915,574	0.4	1,886
	鮮 魚 計	5,879,209	100.0		5,430,637,603	100.0	924

(2)(冷凍)

数量 順位	品 目	数量(K g)	比率(%)	金額 順位	金 額	比率(%)	平均単価
1	冷 赤 魚	697,752	17.2	3	326,058,470	7.3	467
2	冷 さ ば	391,338	9.6	8	170,792,115	3.8	436
3	冷 さ ん ま	275,283	6.8	12	83,570,211	1.9	304
4	冷 ほ っ け	258,226	6.4	10	126,219,927	2.8	489

(2)(冷凍)

数量 順位	品 目	数量(K g)	比率(%)	金額 順位	金 額	比率(%)	平均単価
5	冷 か れ い	239,798	5.9	9	162,199,233	3.6	676
6	冷 え び	206,518	5.1	1	501,591,381	11.2	2,429
7	冷 か つ お	200,618	4.9	6	206,913,475	4.6	1,031
8	冷 凍 め ば ち	189,803	4.7	2	369,661,363	8.3	1,948
9	冷 い か	179,123	4.4	7	203,528,482	4.6	1,136
10	冷 凍 ま ぐ ろ 類	127,682	3.1	5	241,618,314	5.4	1,892
11	冷 さ け	98,270	2.4	11	96,487,865	2.2	982
12	冷 か に	92,949	2.3	4	260,230,766	5.8	2,800
13	冷 き ん き	63,753	1.6	15	64,555,605	1.4	1,013
14	冷 ま す	44,739	1.1	13	70,972,129	1.6	1,586
15	冷 た ら	36,578	0.9	16	57,216,602	1.3	1,564
16	冷 ほ た て	35,184	0.9	14	70,952,671	1.6	2,017
17	冷 凍 き わ だ	32,041	0.8	17	36,411,427	0.8	1,136
18	冷 に し ん	26,387	0.6	24	7,113,076	0.2	270
19	冷 あ じ	26,053	0.6	23	11,290,090	0.3	433
20	冷 た い	24,888	0.6	18	33,563,727	0.8	1,349
21	冷 凍 か じ き 類	23,524	0.6	19	25,195,698	0.6	1,071
22	冷 さ わ ら	14,670	0.4	21	15,277,557	0.3	1,041
23	冷 た こ	13,902	0.3	20	20,405,086	0.5	1,468
24	冷 き す	6,720	0.2	22	12,890,038	0.3	1,918
25	冷 め ん け	3,993	0.1	26	4,318,284	0.1	1,081
26	冷 ブ ロ イ ラ ー	2,258	0.1	27	2,953,164	0.1	1,308
27	冷 イ ン ド ま ぐ ろ	2,252	0.1	25	4,588,848	0.1	2,038
28	冷 あ ゆ	853	0.0	29	1,253,448	0.0	1,469
29	冷 く じ ら	716	0.0	28	1,895,950	0.0	2,648
30	冷 メ ル ル ー サ	671	0.0	30	1,067,798	0.0	1,591
31	冷 す り み	36	0.0	31	32,659	0.0	907
1	冷 食 品	533,636	13.1	1	841,543,367	18.9	1,577
2	そ の 他 冷 凍	127,877	3.1	2	236,295,794	5.3	1,848
3	そ の 他 冷 貝 類	83,995	2.1	3	193,775,383	4.3	2,307

(2)(冷凍)

	冷 凍 計	4,062,083	100.0		4,462,440,003	100.0	1,099
--	-------	-----------	-------	--	---------------	-------	-------

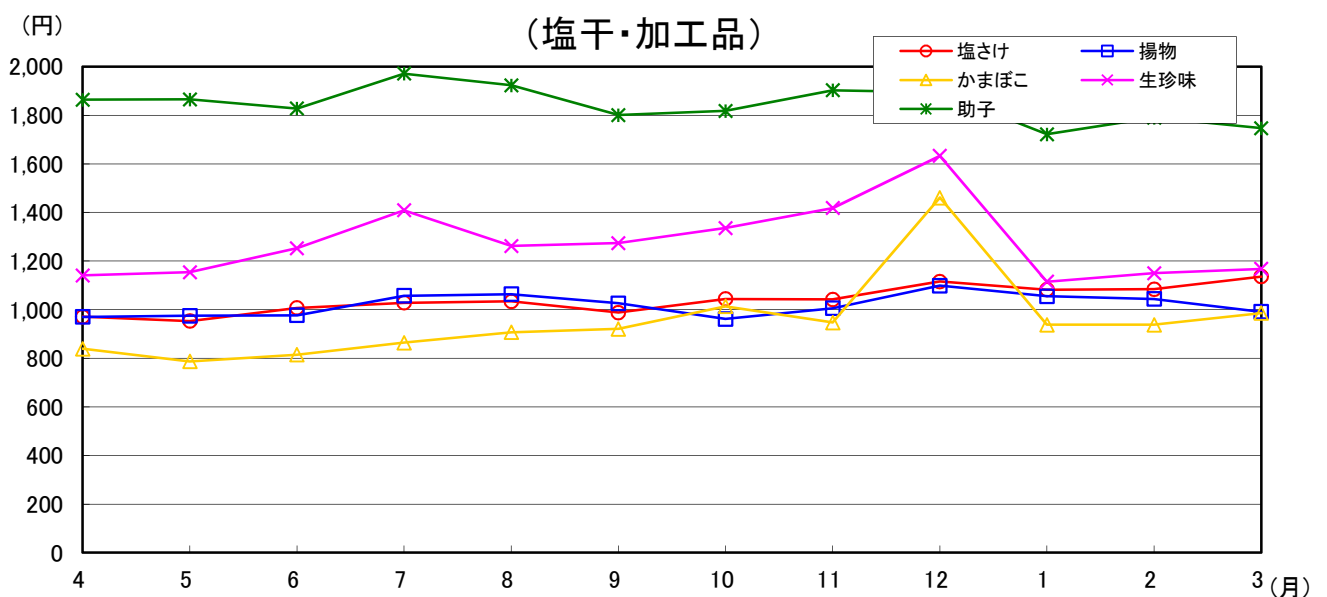
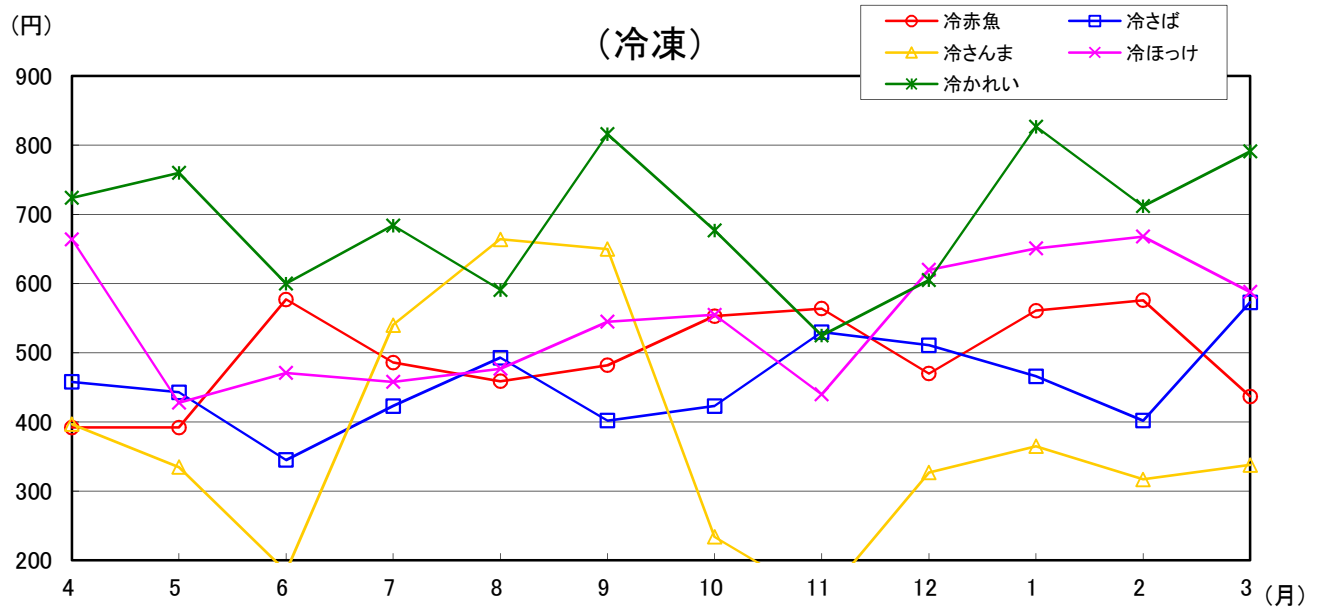
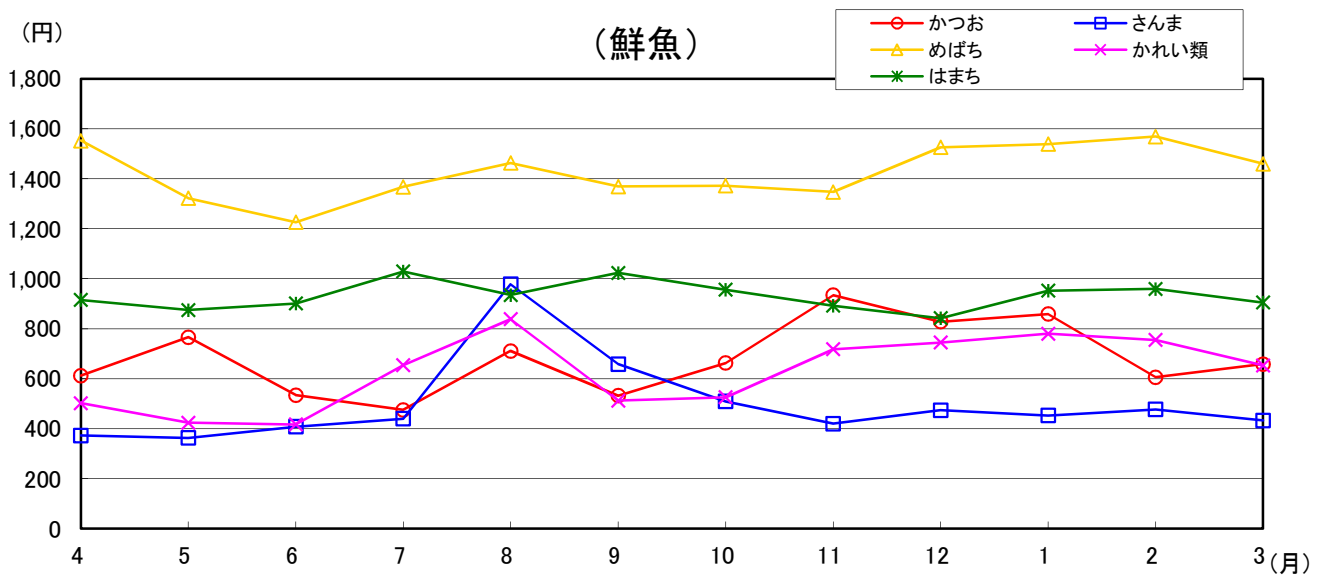
(3)(塩干・加工品)

数量 順位	品 目	数量(Kg)	比率(%)	金額 順位	金 額	比率(%)	平均単価
1	塩 さ け	508,993	13.8	1	531,676,065	12.5	1,045
2	揚 物	379,796	10.3	2	386,374,779	9.1	1,017
3	か ま ぼ こ	256,315	6.9	3	250,859,683	5.9	979
4	生 珍 味	167,467	4.5	5	213,742,881	5.0	1,276
5	助 子	133,804	3.6	4	247,151,350	5.8	1,847
6	開 干 ほ っ け	113,836	3.1	8	150,824,745	3.5	1,325
7	昆 布 ・ わ か め	103,537	2.8	10	99,350,969	2.3	960
8	切 身 み り ん	86,481	2.3	14	67,628,615	1.6	782
9	塩 か ら	77,473	2.1	11	89,914,077	2.1	1,161
10	ち く わ	76,880	2.1	19	53,006,218	1.2	689
11	筋 子	74,252	2.0	6	198,274,058	4.6	2,670
12	開 干 あ じ	65,578	1.8	12	72,526,753	1.7	1,106
13	煮 干	64,872	1.8	9	148,776,329	3.5	2,293
14	開 干 さ ん ま	56,012	1.5	18	53,157,783	1.2	949
15	佃 煮 ・ 漬 物	54,048	1.5	13	69,789,266	1.6	1,291
16	切 身 粕	51,841	1.4	15	62,617,438	1.5	1,208
17	丸 干 い わ し	46,417	1.3	25	28,515,327	0.7	614
18	切 身 も ろ み	38,767	1.1	20	45,701,924	1.1	1,179
19	開 干 さ ば	35,177	1.0	24	33,938,140	0.8	965
20	い く ら	34,076	0.9	7	174,568,539	4.1	5,123
21	す る め	27,663	0.7	16	61,256,410	1.4	2,214
22	な る と	25,882	0.7	26	24,898,078	0.6	962
23	み り ん 干	23,215	0.6	22	36,947,584	0.9	1,592
24	数 の 子	22,392	0.6	17	56,764,301	1.3	2,535
25	焼 物	18,724	0.5	23	35,067,374	0.8	1,873
26	塩 ほ っ け	16,545	0.4	30	11,489,239	0.3	694
27	干 珍 味	15,702	0.4	21	39,005,340	0.9	2,484

(3) (塩干・加工品)

数量 順位	品 目	数量 (K g)	比率 (%)	金額 順位	金 額	比率 (%)	平均単価
28	身 欠 に し ん	14,153	0.4	29	11,817,628	0.3	835
29	開 干 き ち じ	8,640	0.2	27	16,758,801	0.4	1,940
30	た こ 類	7,845	0.2	28	14,486,438	0.3	1,847
31	塩 ま す	7,814	0.2	31	8,114,807	0.2	1,038
32	切 身 し ょ う が	3,797	0.1	32	4,222,837	0.1	1,112
33	丸 干 さ ん ま	2,944	0.1	33	2,903,091	0.1	986
34	ハム・ソーセージ	142	0.0	34	200,918	0.0	1,415
1	そ の 他 練 製 品	698,408	18.9	1	520,276,572	12.2	745
2	そ の 他 切 身	136,446	3.7	3	144,561,991	3.4	1,059
3	そ の 他 干 物	136,226	3.7	2	173,201,791	4.1	1,271
4	そ の 他	99,653	2.7	4	128,334,384	3.0	1,288
	塩 干 ・ 加 工 品 計	3,691,823	100.0		4,268,716,239	100.0	1,156

5 主要品目月別平均単価推移図



6 種別・出荷地

種別・出荷地	計	4月	5月	6月	7月	8月
福島	1,838,552	121,517	126,231	200,406	156,322	135,212
合計	1,842,514,390	131,082,312	130,884,982	163,466,582	152,707,522	155,190,661
鮮魚	881,306	48,836	52,228	130,423	83,443	56,720
	716,609,648	43,330,677	42,907,792	82,203,480	63,739,704	59,245,468
冷凍	542,338	35,135	38,568	38,380	40,981	46,497
	578,412,409	43,020,161	43,953,113	41,688,813	45,218,512	53,095,927
塩干・加工品	414,908	37,546	35,435	31,603	31,898	31,995
	547,492,333	44,731,474	44,024,077	39,574,289	43,749,306	42,849,266
北海道	612,158	40,674	39,305	37,132	44,262	45,416
合計	893,553,086	62,133,018	61,504,860	61,688,684	66,664,255	71,994,058
鮮魚	444,418	28,165	26,632	25,168	28,719	31,241
	585,970,884	38,513,055	39,413,147	41,954,857	40,313,599	48,052,431
冷凍	44,438	2,953	2,791	2,587	2,876	2,901
	66,084,060	5,677,770	5,384,415	4,523,229	5,796,911	5,456,610
塩干・加工品	123,302	9,556	9,882	9,377	12,667	11,274
	241,498,142	17,942,193	16,707,298	15,210,598	20,553,745	18,485,017
青森	537,444	46,270	41,855	41,999	50,364	48,814
合計	506,911,701	42,734,339	38,449,241	38,721,104	44,485,709	48,168,653
鮮魚	382,032	32,724	29,093	29,518	38,595	34,207
	277,846,417	24,455,281	20,298,165	21,907,077	28,302,064	28,021,175
冷凍	48,085	3,369	3,729	4,209	4,245	4,432
	39,991,441	2,646,259	2,498,861	2,837,365	3,515,767	3,845,491
塩干・加工品	107,327	10,177	9,033	8,272	7,524	10,175
	189,073,843	15,632,799	15,652,215	13,976,662	12,667,878	16,301,987
岩手	411,238	8,777	9,234	15,069	14,128	13,568
合計	285,005,572	11,257,062	9,143,887	10,503,433	13,645,016	15,247,780
鮮魚	391,845	7,346	8,155	14,332	12,021	10,663
	231,036,408	6,944,679	5,908,472	8,663,221	8,189,006	6,834,692
冷凍	12,282	852	477	208	1,533	2,134
	30,260,426	2,437,815	1,848,431	462,627	3,232,472	5,327,024
塩干・加工品	7,111	579	602	529	574	771
	23,708,738	1,874,568	1,386,984	1,377,585	2,223,538	3,086,064
宮城	3,479,654	269,402	343,200	314,652	394,586	382,707
合計	3,114,754,011	222,449,642	259,564,598	259,992,434	333,315,923	324,353,252
鮮魚	1,091,416	51,922	77,712	126,627	183,437	153,901
	879,725,485	48,531,873	66,840,634	84,424,860	113,952,376	123,836,849
冷凍	1,375,675	129,531	177,862	107,524	124,104	141,483
	1,186,703,274	90,649,597	113,013,953	96,788,242	133,776,473	112,536,858
塩干・加工品	1,012,563	87,949	87,626	80,501	87,045	87,323
	1,048,325,252	83,268,172	79,710,011	78,779,332	85,587,074	87,979,545
秋田	34,036	3,330	2,656	2,655	2,977	2,706
合計	28,535,869	3,365,013	1,610,336	2,355,198	2,816,511	1,471,727
鮮魚	4,313	436	304	444	640	251
	3,544,539	455,509	284,878	351,264	620,903	244,057
冷凍	15,612	1,380	1,476	1,056	1,284	1,716
	7,822,613	721,224	771,120	552,096	655,344	843,134
塩干・加工品	14,111	1,514	876	1,155	1,053	739
	17,168,717	2,188,280	554,338	1,451,838	1,540,264	384,536
山形	23,279	2,850	2,383	1,848	2,346	3,320
合計	19,877,234	1,953,839	1,533,463	1,383,439	1,741,898	3,550,578
鮮魚	5,832	285	164	291	737	1,341
	3,987,371	126,187	59,858	168,189	577,616	1,265,239
冷凍	4	4				
	8,296	8,296				
塩干・加工品	17,443	2,561	2,219	1,557	1,609	1,979
	15,881,567	1,819,356	1,473,605	1,215,250	1,164,282	2,285,339
茨城	899,458	82,578	75,927	73,818	63,266	54,048
合計	777,032,815	69,037,306	62,533,667	63,029,471	56,079,789	52,166,495
鮮魚	299,753	31,821	25,926	24,512	15,453	9,551
	232,090,568	24,096,115	18,903,003	17,430,940	11,910,739	10,594,628
冷凍	111,323	7,937	8,941	8,565	8,181	7,401
	136,814,318	9,406,215	9,382,111	9,934,462	8,979,972	9,785,938
塩干・加工品	488,382	42,820	41,060	40,741	39,632	37,096
	408,127,929	35,534,976	34,248,553	35,664,069	35,189,078	31,785,929

別・月別取扱高表

単位 上段：数量=kg
下段：金額=円

9月	10月	11月	12月	1月	2月	3月
154,742	165,378	174,113	199,636	116,978	134,327	153,690
139,889,915	145,141,524	148,501,766	248,835,363	129,000,027	142,110,895	155,702,841
76,077	90,102	93,183	73,221	48,585	53,863	74,625
56,529,638	63,116,823	60,803,081	85,366,298	46,680,966	49,062,876	63,622,845
49,775	46,330	48,438	62,224	37,040	50,939	48,031
47,470,385	45,713,885	45,496,400	70,638,455	41,662,239	52,771,848	47,682,671
28,890	28,946	32,492	64,191	31,353	29,525	31,034
35,889,892	36,310,816	42,202,285	92,830,610	40,656,822	40,276,171	44,397,325
76,887	51,399	65,873	101,637	41,274	30,688	37,611
93,470,654	73,883,259	94,622,509	149,058,271	55,246,897	46,253,973	57,032,648
63,888	39,537	50,776	68,788	32,738	21,957	26,809
70,580,946	49,018,618	64,164,012	86,975,789	40,398,570	30,666,776	35,919,084
2,149	2,716	4,367	13,344	2,773	2,843	2,138
3,913,363	5,992,245	7,277,195	13,158,730	3,008,102	3,252,028	2,643,462
10,850	9,146	10,730	19,505	5,763	5,888	8,664
18,976,345	18,872,396	23,181,302	48,923,752	11,840,225	12,335,169	18,470,102
37,755	46,599	49,561	66,027	30,612	34,762	42,826
35,706,481	39,596,964	44,252,930	77,682,451	28,556,969	29,904,778	38,652,082
27,464	33,690	38,662	40,570	21,566	24,798	31,145
20,804,511	24,315,289	29,263,104	28,664,843	14,911,848	15,782,415	21,120,645
3,897	5,840	3,583	4,478	3,116	2,702	4,485
3,712,339	3,684,316	3,178,991	4,873,600	2,612,662	2,600,287	3,985,503
6,394	7,069	7,316	20,979	5,930	7,262	7,196
11,189,631	11,597,359	11,810,835	44,144,008	11,032,459	11,522,076	13,545,934
126,047	125,043	58,498	15,854	7,912	7,918	9,190
85,455,127	67,044,399	29,476,119	15,858,718	7,496,894	8,988,327	10,888,810
123,273	123,439	57,494	14,396	6,717	6,418	7,591
77,127,530	62,850,222	26,496,257	9,709,290	4,880,685	6,307,517	7,124,837
2,175	1,012	439	735	669	1,078	970
5,164,442	2,509,088	1,155,444	3,100,631	1,332,380	1,602,029	2,088,043
599	592	565	723	526	422	629
3,163,155	1,685,089	1,824,418	3,048,797	1,283,829	1,078,781	1,675,930
318,277	270,955	252,718	312,005	178,658	199,332	243,162
272,914,474	255,941,721	242,534,595	343,941,045	189,807,756	183,915,978	226,022,593
124,586	107,923	60,629	60,830	42,577	44,841	56,431
90,537,253	93,744,557	66,069,042	62,205,653	37,323,536	41,233,735	51,025,117
110,870	71,288	105,014	143,519	67,888	85,248	111,344
102,746,226	73,382,333	85,964,583	140,227,006	77,611,832	68,017,947	91,988,224
82,821	91,744	87,075	107,656	68,193	69,243	75,387
79,630,995	88,814,831	90,500,970	141,508,386	74,872,388	74,664,296	83,009,252
3,591	2,783	1,972	3,995	2,398	2,318	2,655
2,519,415	1,392,409	1,123,952	4,529,741	2,378,188	2,270,320	2,703,059
1,196	717	152	169			4
872,977	469,039	156,725	74,607			14,580
1,380	1,380	1,020	1,692	1,080	948	1,200
678,240	682,431	499,997	831,600	530,971	466,344	590,112
1,015	686	800	2,134	1,318	1,370	1,451
968,198	240,939	467,230	3,623,534	1,847,217	1,803,976	2,098,367
1,833	1,438	2,046	1,182	1,088	1,298	1,647
1,404,193	1,600,670	2,298,643	1,049,001	897,619	1,061,118	1,402,773
598	173	400	367	261	483	732
423,425	112,061	263,443	146,868	153,090	256,905	434,490
1,235	1,265	1,646	815	827	815	915
980,768	1,488,609	2,035,200	902,133	744,529	804,213	968,283
67,510	73,343	73,837	93,835	77,159	77,590	86,547
56,591,539	61,250,126	61,304,332	85,298,724	63,919,012	68,125,595	77,696,759
23,677	28,250	30,949	30,027	24,087	26,572	28,928
18,503,515	19,401,698	21,768,730	23,011,725	20,559,459	21,719,357	24,190,659
7,875	9,459	7,921	15,590	5,906	9,214	14,333
7,047,378	10,137,597	9,232,980	24,896,583	7,662,515	13,697,944	16,650,623
35,958	35,634	34,967	48,218	47,166	41,804	43,286
31,040,646	31,710,831	30,302,622	37,390,416	35,697,038	32,708,294	36,855,477

種別・出荷地	計	4月	5月	6月	7月	8月
栃木	13,114	1,312	1,017	889	939	1,036
合計	15,173,117	1,293,185	1,131,908	1,073,511	1,635,816	1,371,059
鮮魚	137			14	62	31
	309,744			27,216	116,424	106,704
冷凍	5,360	466	298	410	316	408
	4,265,136	388,908	247,320	334,908	285,444	326,916
塩干・加工品	7,617	846	719	465	561	597
	10,598,237	904,277	884,588	711,387	1,233,948	937,439
群馬	110,352	15,001	10,321	9,423	8,959	7,431
合計	91,202,331	9,439,248	9,018,284	7,882,502	7,886,586	6,926,292
鮮魚	14	9				
	10,287	4,293				
冷凍	11,821	1,340	1,130	770	860	530
	25,773,530	2,722,572	2,307,366	1,454,760	1,844,100	1,758,780
塩干・加工品	98,517	13,652	9,191	8,653	8,099	6,901
	65,418,514	6,712,383	6,710,918	6,427,742	6,042,486	5,167,512
埼玉	19,183	2,302	2,008	1,776	1,743	1,796
合計	20,494,853	2,086,129	1,801,235	1,644,079	1,915,777	2,162,196
鮮魚	7,228	847	831	684	564	605
	2,738,265	357,750	302,031	215,176	144,976	159,190
冷凍	4,139	323	278	371	394	341
	4,243,188	309,031	269,268	358,279	397,203	326,116
塩干・加工品	7,816	1,132	899	721	785	850
	13,513,400	1,419,348	1,229,936	1,070,624	1,373,598	1,676,890
千葉	1,425,371	195,013	195,108	126,475	133,611	104,355
合計	1,154,650,481	140,190,526	152,190,422	92,082,253	88,951,854	96,484,472
鮮魚	1,026,372	164,947	169,543	102,233	104,058	75,852
	755,480,498	110,147,749	126,394,181	66,743,209	56,756,034	61,603,707
冷凍	60,144	1,436	1,606	574	1,746	1,699
	53,217,628	2,289,927	2,080,277	1,510,852	3,354,456	6,759,781
塩干・加工品	338,855	28,630	23,959	23,668	27,807	26,804
	345,952,355	27,752,850	23,715,964	23,828,192	28,841,364	28,120,984
東京	1,957,933	139,739	121,613	193,157	144,528	173,956
合計	2,503,969,463	198,340,326	172,071,995	194,842,276	208,962,358	227,496,847
鮮魚	393,346	35,170	31,142	30,166	31,093	39,954
	661,852,769	53,817,965	49,650,584	49,041,362	53,017,051	63,484,560
冷凍	1,267,404	81,871	70,622	142,183	92,455	103,073
	1,335,421,719	102,589,283	89,386,873	110,946,635	120,796,196	118,576,499
塩干・加工品	297,183	22,698	19,849	20,808	20,980	30,929
	506,694,975	41,933,078	33,034,538	34,854,279	35,149,111	45,435,788
神奈川	118,229	8,781	12,470	12,070	12,503	10,464
合計	116,002,391	9,435,193	12,017,999	11,781,508	11,782,258	10,619,566
鮮魚	39,906	3,667	7,315	3,390	2,281	2,193
	39,316,453	3,677,611	6,536,552	3,922,420	3,102,640	2,917,236
冷凍	720	12	149	26	48	
	1,390,786	34,733	463,946	32,832	58,795	
塩干・加工品	77,603	5,102	5,006	8,654	10,174	8,271
	75,295,152	5,722,849	5,017,501	7,826,256	8,620,823	7,702,330
新潟	332,802	27,598	30,475	26,806	25,223	23,955
合計	310,501,159	23,287,907	27,147,183	23,413,148	24,929,190	22,081,231
鮮魚	10,444	568	1,106	1,619	2,061	1,444
	7,346,581	405,972	786,886	1,004,178	1,483,450	1,253,036
冷凍	17,766	1,447	1,698	1,586	1,545	1,909
	39,432,677	2,870,682	3,508,633	3,243,347	3,338,873	4,039,988
塩干・加工品	304,592	25,583	27,671	23,601	21,617	20,602
	263,721,901	20,011,253	22,851,664	19,165,623	20,106,867	16,788,207
富山	22,984	1,982	1,973	1,489	1,138	626
合計	14,369,221	1,426,259	1,171,757	662,882	499,452	375,513
鮮魚	22,774	1,977	1,965	1,459	1,120	625
	13,698,379	1,417,619	1,159,704	600,480	461,220	371,193
塩干・加工品	210	5	8	30	18	1
	670,842	8,640	12,053	62,402	38,232	4,320

9月	10月	11月	12月	1月	2月	3月
1,268	1,094	1,048	1,483	809	1,039	1,180
1,480,499	1,262,563	1,165,713	1,802,275	710,534	1,003,882	1,242,172
0			20	10		
1,080			38,880	19,440		
549	421	511	598	285	465	633
439,020	353,484	440,424	438,912	207,360	340,200	462,240
719	673	537	865	514	574	547
1,040,399	909,079	725,289	1,324,483	483,734	663,682	779,932
7,384	8,355	6,921	8,675	7,519	9,148	11,215
6,041,027	8,570,412	6,665,366	9,615,480	6,362,261	6,148,644	6,646,229
			5			
			5,994			
300	1,651	1,030	2,190	1,050	600	370
931,662	3,244,676	2,208,600	4,325,886	2,500,740	1,479,708	994,680
7,084	6,704	5,891	6,480	6,469	8,548	10,845
5,109,365	5,325,736	4,456,766	5,283,600	3,861,521	4,668,936	5,651,549
1,321	1,117	1,332	1,776	1,279	1,324	1,409
1,532,496	1,326,748	1,447,120	2,421,846	1,239,062	1,412,045	1,506,120
465	428	454	628	605	451	666
128,216	140,961	161,791	352,295	264,782	205,588	305,509
296	234	383	373	363	480	303
332,035	193,299	394,093	365,775	386,770	562,755	348,564
560	455	495	775	311	393	440
1,072,245	992,488	891,236	1,703,776	587,510	643,702	852,047
84,816	97,063	97,925	105,197	81,961	91,231	112,616
71,362,617	73,056,479	76,233,982	123,734,484	71,827,089	69,987,180	98,549,123
56,625	49,164	48,796	60,535	46,166	63,814	84,639
41,220,043	41,933,700	44,584,489	59,661,809	38,363,517	43,824,836	64,247,224
689	22,838	24,078	2,213	967	559	1,739
3,374,006	4,457,958	5,255,429	14,508,317	2,272,588	2,001,572	5,352,465
27,502	25,061	25,051	42,449	34,828	26,858	26,238
26,768,568	26,664,821	26,394,064	49,564,358	31,190,984	24,160,772	28,949,434
158,705	156,789	180,791	217,549	140,758	160,847	169,501
192,232,193	189,862,688	197,360,927	344,758,795	177,068,696	177,922,059	223,050,303
34,063	31,447	26,139	45,878	27,612	27,165	33,517
52,838,174	51,147,088	47,518,372	91,798,101	50,349,519	43,287,356	55,902,637
104,124	103,731	126,514	122,514	93,357	114,083	112,877
101,254,404	99,179,961	106,059,419	162,724,559	96,801,786	100,558,247	126,547,857
20,518	21,611	28,138	49,157	19,789	19,599	23,107
38,139,615	39,535,639	43,783,136	90,236,135	29,917,391	34,076,456	40,599,809
8,609	4,911	7,146	8,423	6,981	11,947	13,924
9,299,906	6,013,285	7,618,911	12,849,202	5,643,464	8,588,373	10,352,726
2,649	1,761	2,970	2,193	1,902	4,935	4,650
3,315,716	2,410,988	3,375,329	2,335,270	1,657,461	3,038,807	3,026,423
4	41	32	30	250	106	22
7,560	159,408	130,842	108,000	93,744	236,580	64,346
5,956	3,109	4,144	6,200	4,829	6,906	9,252
5,976,630	3,442,889	4,112,740	10,405,932	3,892,259	5,312,986	7,261,957
24,097	27,932	28,666	38,361	25,985	26,847	26,857
21,784,167	25,934,503	26,880,953	43,796,614	23,641,797	23,677,057	23,927,409
805	804	1,022	379	128	290	218
482,111	440,363	757,210	273,953	113,562	158,393	187,467
1,662	1,412	1,467	1,503	1,098	1,217	1,222
3,498,368	3,084,274	3,398,317	3,637,375	2,582,398	2,818,098	3,412,324
21,630	25,716	26,177	36,479	24,759	25,340	25,417
17,803,688	22,409,866	22,725,426	39,885,286	20,945,837	20,700,566	20,327,618
766	2,113	2,774	3,635	2,268	1,892	2,328
368,712	1,050,950	1,453,247	2,481,738	1,710,099	1,274,346	1,894,266
737	2,083	2,759	3,570	2,268	1,883	2,328
296,352	969,345	1,378,727	2,206,338	1,710,099	1,233,036	1,894,266
29	30	15	65		9	
72,360	81,605	74,520	275,400		41,310	

種別・出荷地	計	4月	5月	6月	7月	8月
石川	6,869	665	444	535	562	516
合計	10,665,632	1,035,784	762,804	804,562	884,120	740,382
鮮魚	1,574	120	48	106	72	168
	1,297,856	84,240	33,696	78,192	50,544	117,936
塩干・加工品	5,295	545	396	429	490	348
	9,367,776	951,544	729,108	726,370	833,576	622,446
福井	55,406	6,093	4,545	3,870	3,933	3,930
合計	33,587,592	3,800,268	3,065,825	2,325,401	2,276,822	2,330,034
鮮魚	5,283	1,813	1,251	172	435	235
	4,650,842	1,297,702	1,077,003	180,360	345,843	351,432
塩干・加工品	50,123	4,280	3,294	3,698	3,498	3,695
	28,936,750	2,502,566	1,988,822	2,145,041	1,930,979	1,978,602
山梨	797	99	119	85	92	43
合計	1,490,125	120,970	162,410	86,140	100,892	55,338
鮮魚	7					
	52,229					
塩干・加工品	790	99	119	85	92	43
	1,437,896	120,970	162,410	86,140	100,892	55,338
長野	11,974	75	75	30		180
合計	7,025,442	202,716	130,248	87,264		351,334
鮮魚	11,638					165
	6,284,930					295,606
冷凍	315	75	75	30		15
	718,351	202,716	130,248	87,264		55,728
塩干・加工品	21					
	22,161					
岐阜	37,928	1,880	2,183	1,630	2,960	2,679
合計	86,007,037	4,544,305	5,477,869	3,930,773	6,479,298	5,133,414
冷凍	37,895	1,876	2,180	1,628	2,957	2,676
	85,835,574	4,521,560	5,462,122	3,918,526	6,463,551	5,119,418
塩干・加工品	33	4	3	2	3	3
	171,463	22,745	15,747	12,247	15,747	13,996
静岡	460,664	39,602	43,481	32,066	28,641	34,112
合計	613,555,853	46,882,559	48,836,910	38,054,369	39,338,823	53,022,292
鮮魚	63,816	6,017	9,207	6,943	4,923	3,326
	63,829,807	6,272,165	7,608,646	5,947,440	7,434,496	4,193,427
冷凍	296,313	23,970	25,060	16,907	14,973	21,689
	434,277,245	30,011,313	31,122,850	23,190,669	21,761,637	37,276,101
塩干・加工品	100,535	9,615	9,214	8,216	8,745	9,097
	115,448,801	10,599,081	10,105,414	8,916,260	10,142,690	11,552,764
愛知	79,162	7,258	8,858	6,163	4,977	4,013
合計	92,332,990	10,156,323	9,571,130	6,973,654	5,737,257	5,022,048
鮮魚	40,835	3,632	4,954	3,195	2,657	1,795
	35,950,370	3,946,063	3,928,998	3,046,376	3,193,109	2,755,029
冷凍	61	10	5	21	5	
	400,430	67,910	33,955	135,302	33,955	
塩干・加工品	38,266	3,616	3,899	2,947	2,315	2,218
	55,982,190	6,142,350	5,608,177	3,791,976	2,510,193	2,267,019
三重	152,558	19,516	14,237	6,532	7,565	13,366
合計	210,150,497	19,999,139	16,903,310	11,524,879	13,342,771	20,251,948
鮮魚	54,561	8,242	8,196	1,811	1,602	2,584
	45,775,637	5,708,726	5,174,013	1,648,785	1,671,751	2,455,930
冷凍	82,148	8,982	4,688	4,201	5,063	10,301
	138,457,844	10,702,544	8,911,900	8,450,171	10,082,008	16,395,172
塩干・加工品	15,849	2,292	1,353	520	900	481
	25,917,016	3,587,869	2,817,397	1,425,923	1,589,012	1,400,846
滋賀	2,874	173	739	437	298	209
合計	1,473,181	97,506	350,259	192,554	138,111	89,662
塩干・加工品	2,874	173	739	437	298	209
	1,473,181	97,506	350,259	192,554	138,111	89,662

9月	10月	11月	12月	1月	2月	3月
1,139	491	593	645	427	411	441
1,530,056	743,363	932,267	1,075,076	699,818	694,375	763,025
654	84	96	96	48	36	46
638,408	58,968	67,392	67,392	33,696	25,272	42,120
485	407	497	549	379	375	395
891,648	684,395	864,875	1,007,684	666,122	669,103	720,905
4,459	4,705	4,199	4,470	4,719	4,865	5,618
2,520,635	2,727,743	2,639,535	2,778,325	2,884,358	2,780,958	3,457,688
21			4	254	48	1,050
6,804			47,736	106,930	114,264	1,122,768
4,438	4,705	4,199	4,466	4,465	4,817	4,568
2,513,831	2,727,743	2,639,535	2,730,589	2,777,428	2,666,694	2,334,920
26	45	55	158	21	28	26
42,940	60,263	139,545	575,096	25,833	74,929	45,769
			7			
			52,229			
26	45	55	151	21	28	26
42,940	60,263	139,545	522,867	25,833	74,929	45,769
222	738	671	1,143	5,166	2,009	1,665
355,287	519,297	556,011	734,590	1,038,283	1,026,765	2,023,647
222	688	666	1,133	5,125	1,999	1,640
355,287	430,737	550,503	682,750	981,735	1,007,649	1,980,663
	50	5	10	20	10	25
	88,560	5,508	51,840	34,387	19,116	42,984
				21		
				22,161		
3,875	3,669	3,971	3,803	3,167	3,624	4,487
7,681,673	7,589,755	9,288,949	9,990,982	7,524,143	8,269,806	10,096,070
3,873	3,667	3,968	3,801	3,163	3,622	4,484
7,671,175	7,577,508	9,273,202	9,980,484	7,504,897	8,261,058	10,082,073
2	2	3	2	4	2	3
10,498	12,247	15,747	10,498	19,246	8,748	13,997
30,652	36,214	37,945	49,624	41,128	40,431	46,768
44,017,509	47,960,120	51,400,096	72,619,440	56,997,534	51,331,237	63,094,964
4,689	7,235	4,893	4,012	1,870	5,542	5,159
4,923,551	4,508,094	5,440,613	5,624,178	3,335,493	3,952,499	4,589,205
17,971	20,634	25,853	37,127	31,761	27,542	32,826
29,244,335	32,970,798	37,776,969	57,987,369	45,587,468	39,446,420	47,901,316
7,992	8,345	7,199	8,485	7,497	7,347	8,783
9,849,623	10,481,228	8,182,514	9,007,893	8,074,573	7,932,318	10,604,443
5,950	5,594	9,039	8,235	5,060	6,582	7,433
5,322,540	5,639,266	9,667,257	9,961,250	6,805,594	7,887,440	9,589,231
4,028	3,237	5,329	3,789	1,519	3,002	3,698
3,086,664	2,533,620	3,256,528	3,022,870	1,510,781	2,413,457	3,256,875
5	5	5		5		
33,955	33,955	26,406		34,992		
1,917	2,352	3,705	4,446	3,536	3,580	3,735
2,201,921	3,071,691	6,384,323	6,938,380	5,259,821	5,473,983	6,332,356
14,902	10,209	7,887	19,154	10,528	14,560	14,102
16,645,325	13,067,928	12,455,162	40,032,158	13,046,602	15,801,703	17,079,572
2,098	2,263	2,704	6,838	4,773	5,888	7,562
1,833,095	1,944,240	2,487,707	6,548,594	4,284,693	5,594,262	6,423,841
10,329	6,494	4,368	7,612	5,279	8,489	6,342
11,906,504	9,351,434	8,475,404	27,661,334	7,839,592	9,207,469	9,474,312
2,475	1,452	815	4,704	476	183	198
2,905,726	1,772,254	1,492,051	5,822,230	922,317	999,972	1,181,419
358	21	291	30	90	170	58
209,451	20,282	153,900	18,859	53,568	78,278	70,751
358	21	291	30	90	170	58
209,451	20,282	153,900	18,859	53,568	78,278	70,751

種別・出荷地	計	4月	5月	6月	7月	8月
京都	26,779	1,854	1,523	1,482	1,548	2,863
合計	54,516,089	3,664,451	3,063,942	3,187,625	3,284,367	5,608,827
鮮魚	21,851	1,849	1,523	1,384	1,548	2,563
	45,923,167	3,651,059	3,063,942	2,864,057	3,284,367	4,998,627
冷凍	4,928	5		98		300
	8,592,922	13,392		323,568		610,200
大阪	30,970	3,136	2,023	1,639	4,262	3,434
合計	45,520,927	3,490,380	2,622,125	2,614,312	6,492,592	3,931,868
鮮魚	2,489	323	233	549	26	29
	3,691,620	758,440	402,840	708,814	79,553	73,710
冷凍	27,434	2,795	1,743	956	4,204	3,136
	37,960,844	2,649,525	1,988,165	1,506,762	6,203,735	3,174,842
塩干・加工品	1,047	18	47	134	32	269
	3,868,463	82,415	231,120	398,736	209,304	683,316
兵庫	128,439	10,378	8,545	8,436	7,560	10,882
合計	206,404,493	17,547,751	14,630,367	15,296,877	13,162,365	18,860,521
鮮魚	30,782	1,774	1,765	725	311	516
	48,103,229	3,070,171	2,924,246	1,925,575	1,596,499	1,847,383
冷凍	57,536	4,941	3,626	4,363	3,801	6,631
	106,364,800	10,111,936	7,615,410	9,483,033	7,531,502	12,100,667
塩干・加工品	40,121	3,663	3,154	3,348	3,448	3,735
	51,936,464	4,365,644	4,090,711	3,888,269	4,034,364	4,912,471
和歌山	9,885	35	20	31	117	30
合計	11,210,076	68,040	36,936	57,672	217,426	55,728
鮮魚	9,519				82	
	10,536,545				150,682	
塩干・加工品	366	35	20	31	35	30
	673,531	68,040	36,936	57,672	66,744	55,728
鳥取	16,690	1,854	1,217	2,445	2,120	1,052
合計	25,126,366	2,648,504	1,863,501	3,965,343	2,567,766	1,670,446
鮮魚	4,825	389	148	1,469	904	36
	7,059,663	478,732	269,471	2,546,424	1,040,386	127,224
冷凍	2,762	377	200	139	218	219
	6,864,232	891,704	541,799	413,520	518,855	582,585
塩干・加工品	9,103	1,088	869	837	998	797
	11,202,471	1,278,068	1,052,231	1,005,399	1,008,525	960,637
島根	9,047	895	555	1,306	1,180	636
合計	8,527,104	954,282	537,948	1,029,402	950,670	753,775
鮮魚	8,323	825	532	1,252	1,125	590
	6,688,404	738,390	468,612	913,410	810,270	651,391
冷凍	50					
	113,400					
塩干・加工品	674	70	23	54	55	46
	1,725,300	215,892	69,336	115,992	140,400	102,384
岡山	551	48	38	12	108	24
合計	399,933	32,659	29,895	8,165	74,132	16,330
塩干・加工品	551	48	38	12	108	24
	399,933	32,659	29,895	8,165	74,132	16,330
広島	62,732	9,545	2,641	2,339	6,401	3,588
合計	137,820,140	7,066,185	4,126,837	5,709,883	41,782,204	6,803,090
鮮魚	47,926	8,634	1,721	1,590	1,297	2,709
	50,209,752	4,315,251	1,243,384	1,120,125	1,075,346	1,473,776
冷凍	10,455	202	247	459	4,809	539
	78,682,395	1,600,927	1,891,944	3,944,074	40,004,757	4,585,788
塩干・加工品	4,351	709	673	290	295	340
	8,927,993	1,150,007	991,509	645,684	702,101	743,526
山口	44,223	5,099	4,888	4,302	2,956	2,513
合計	68,008,270	6,808,021	5,183,399	4,735,892	3,642,256	3,132,634
鮮魚	14,932	1,516	1,552	1,200	946	462
	34,934,321	3,644,816	2,137,955	1,359,795	1,310,491	697,508
冷凍	1,351		265	385		80
	2,091,204		372,060	539,460		110,160
塩干・加工品	27,940	3,583	3,071	2,717	2,010	1,971
	30,982,745	3,163,205	2,673,384	2,836,637	2,331,765	2,324,966

9月	10月	11月	12月	1月	2月	3月
2,947	2,680	1,883	3,562	2,340	1,630	2,467
5,190,982	5,042,889	3,902,603	7,202,158	5,117,089	3,691,291	5,559,865
1,557	1,860	1,793	2,100	1,840	1,614	2,220
3,050,962	3,780,369	3,761,663	4,652,602	4,194,769	3,664,853	4,955,897
1,390	820	90	1,462	500	16	247
2,140,020	1,262,520	140,940	2,549,556	922,320	26,438	603,968
1,674	1,465	1,634	4,101	1,475	3,166	2,961
2,498,958	2,605,917	2,182,801	6,251,197	2,347,682	5,844,290	4,638,805
19	101	106	134	593	230	146
53,492	108,000	67,392	137,073	772,934	251,294	278,078
1,636	1,307	1,441	3,884	878	2,899	2,555
2,354,962	2,142,165	1,623,577	5,599,180	1,555,632	5,420,628	3,741,671
19	57	87	83	4	37	260
90,504	355,752	491,832	514,944	19,116	172,368	619,056
6,521	9,229	11,847	22,738	13,014	9,706	9,583
11,984,515	15,221,377	18,664,812	34,121,538	16,776,685	15,077,629	15,060,056
352	1,021	3,568	8,793	6,735	3,160	2,062
1,365,163	2,769,240	5,842,908	10,556,813	7,016,495	4,954,985	4,233,751
3,388	4,622	4,814	10,362	3,327	3,626	4,035
6,757,351	7,827,237	8,358,716	17,865,577	5,830,764	6,304,849	6,577,758
2,781	3,586	3,465	3,583	2,952	2,920	3,486
3,862,001	4,624,900	4,463,188	5,699,148	3,929,426	3,817,795	4,248,547
30	21	1,275	1,839	2,012	2,489	1,986
57,024	37,584	1,482,908	1,767,487	1,817,358	3,296,019	2,315,894
		1,255	1,789	1,963	2,474	1,956
		1,445,324	1,670,935	1,741,931	3,268,155	2,259,518
30	21	20	50	49	15	30
57,024	37,584	37,584	96,552	75,427	27,864	56,376
953	1,040	1,198	1,171	788	1,782	1,070
1,401,704	1,674,802	1,937,796	2,417,554	1,293,044	2,050,755	1,635,151
55	84	272	115	81	1,063	209
126,360	114,210	378,239	424,048	207,553	1,057,976	289,040
175	202	316	384	172	136	224
425,116	667,467	725,815	1,006,471	375,067	255,507	460,326
723	754	610	672	535	583	637
850,228	893,125	833,742	987,035	710,424	737,272	885,785
231	395	493	918	1,702	270	466
274,644	565,521	642,395	984,183	1,102,238	295,704	436,342
171	278	424	786	1,664	238	438
122,364	246,921	458,363	675,411	1,022,210	208,224	372,838
			50			
			113,400			
60	117	69	82	38	32	28
152,280	318,600	184,032	195,372	80,028	87,480	63,504
61	26	73	51	24	26	60
40,824	16,978	48,989	58,347	15,811	16,330	41,473
61	26	73	51	24	26	60
40,824	16,978	48,989	58,347	15,811	16,330	41,473
3,532	3,148	5,704	7,842	7,297	5,293	5,402
5,370,305	8,210,643	9,410,845	15,563,820	10,641,714	8,275,745	14,858,869
2,858	2,294	5,271	6,042	6,970	4,984	3,556
1,468,751	2,872,219	7,700,318	8,894,469	9,179,641	7,101,282	3,765,190
379	558	103	1,381	141	92	1,545
3,151,278	4,691,682	896,616	5,694,795	1,123,860	660,776	10,435,898
295	296	330	419	186	217	301
750,276	646,742	813,911	974,556	338,213	513,687	657,781
3,222	2,922	3,599	4,547	2,982	3,736	3,457
4,552,622	5,438,871	5,894,463	9,465,203	5,874,694	6,909,586	6,370,629
1,110	975	1,369	1,837	1,197	1,124	1,644
2,186,165	3,121,135	3,333,620	5,709,865	3,798,622	3,635,121	3,999,228
170		1	150		300	
238,680		0	417,204		413,640	
1,942	1,947	2,229	2,560	1,785	2,312	1,813
2,127,777	2,317,736	2,560,843	3,338,134	2,076,072	2,860,825	2,371,401

種別・出荷地	計	4月	5月	6月	7月	8月
香川	5,820	521	420	840	568	342
合計	5,966,394	709,776	575,198	792,613	614,174	365,076
鮮魚	582	145	110	91	92	23
	1,228,764	296,940	236,520	190,296	199,800	45,792
冷凍	2,340	276	250	238	217	206
	2,343,733	277,544	246,899	247,267	228,484	197,276
塩干・加工品	2,898	100	60	511	259	113
	2,393,897	135,292	91,779	355,050	185,890	122,008
愛媛	161,954	15,228	13,115	11,999	11,998	13,481
合計	187,390,816	17,266,516	16,149,020	14,783,822	15,172,719	16,346,834
鮮魚	149,903	14,445	11,791	10,792	10,724	13,013
	161,876,943	15,375,152	13,163,604	12,070,743	12,288,205	15,193,036
冷凍	11,125	710	1,250	1,125	1,197	385
	22,141,379	1,582,675	2,695,637	2,428,954	2,582,476	842,953
塩干・加工品	926	73	74	82	77	83
	3,372,494	308,689	289,779	284,125	302,038	310,845
高知	399	359	39			
合計	161,806	77,566	84,240			
鮮魚	399	359	39			
	161,806	77,566	84,240			
福岡	145,521	12,139	10,850	8,303	9,641	13,084
合計	217,984,521	15,796,716	13,651,846	13,180,003	15,648,228	21,611,915
鮮魚	74,264	6,511	6,338	3,701	5,061	5,573
	73,958,678	5,835,216	5,412,650	4,482,687	6,171,349	6,809,562
冷凍	5,296	436	206	17	303	244
	16,075,735	295,294	200,448	49,464	408,272	429,430
塩干・加工品	65,961	5,192	4,306	4,585	4,277	7,267
	127,950,108	9,666,206	8,038,748	8,647,852	9,068,607	14,372,923
佐賀	26,991	2,240	2,097	1,865	1,754	2,438
合計	80,379,567	7,099,900	6,874,141	5,881,055	5,148,932	7,232,246
鮮魚	26,991	2,240	2,097	1,865	1,754	2,438
	80,379,567	7,099,900	6,874,141	5,881,055	5,148,932	7,232,246
長崎	45,408	4,664	3,363	3,150	3,310	3,821
合計	45,697,038	4,445,272	3,125,172	3,287,774	3,597,831	4,268,516
鮮魚	42,782	4,584	3,325	3,034	3,148	3,713
	40,168,007	4,244,738	3,057,824	3,002,353	3,139,182	4,066,902
冷凍	1,769	72	22	88	134	52
	4,749,728	193,104	52,488	259,416	432,644	157,032
塩干・加工品	857	8	16	28	28	56
	779,303	7,430	14,860	26,005	26,005	44,582
熊本	27,960	3,191	2,450	2,729	2,523	2,540
合計	40,244,911	4,555,046	3,880,545	3,974,235	3,906,605	4,082,076
鮮魚	25,118	2,475	2,254	2,470	2,270	2,328
	34,560,174	3,583,903	3,433,484	3,406,275	3,358,250	3,590,467
塩干・加工品	2,842	716	196	259	253	212
	5,684,737	971,143	447,061	567,960	548,355	491,609
大分	31,163	3,572	2,619	1,935	1,703	2,387
合計	23,400,399	2,915,740	2,187,118	1,767,625	1,775,942	2,435,355
鮮魚	28,417	3,229	2,287	1,616	1,386	2,016
	16,613,625	2,061,514	1,367,722	969,991	976,040	1,511,091
塩干・加工品	2,746	343	332	319	317	371
	6,786,774	854,226	819,396	797,634	799,902	924,264
宮崎	29,045	3,017	1,104	3,120	5,128	2,341
合計	26,595,993	2,341,688	1,447,967	3,686,912	5,745,663	3,058,958
鮮魚	27,504	2,967	784	2,790	4,583	2,081
	23,649,267	2,245,028	816,383	3,035,996	4,726,953	2,577,818
冷凍	1,535	50	320	330	545	260
	2,937,006	96,660	631,584	650,916	1,018,710	481,140
塩干・加工品	6					
	9,720					

9月	10月	11月	12月	1月	2月	3月
790	240	276	524	172	477	650
589,644	252,420	318,301	513,974	175,738	396,436	663,044
		43				78
		86,400				173,016
182	173	194	123	150	144	187
176,652	181,496	175,687	136,114	150,304	137,787	188,223
608	67	39	401	22	333	385
412,992	70,924	56,214	377,860	25,434	258,649	301,805
12,090	12,532	14,443	19,425	12,579	11,971	13,093
14,312,816	15,337,552	16,541,386	21,358,873	13,392,933	12,594,238	14,134,107
11,338	11,609	12,893	17,617	11,861	11,379	12,441
12,588,637	13,181,114	13,660,361	18,086,082	12,007,700	11,471,664	12,790,645
665	843	1,480	1,720	685	500	565
1,403,482	1,862,050	2,663,734	2,970,433	1,223,641	818,209	1,067,135
87	80	70	88	33	92	87
320,697	294,388	217,291	302,358	161,592	304,365	276,327
	1					
	0					
	1					
	0					
8,385	7,799	14,267	18,354	11,845	13,985	16,869
13,680,687	13,721,219	18,976,508	34,351,460	16,777,500	19,253,914	21,334,525
3,574	2,203	8,623	8,064	5,990	7,861	10,765
4,163,064	3,304,007	7,853,447	8,244,352	5,747,954	7,393,370	8,541,020
228	171	307	2,643	233	145	363
951,077	329,724	1,010,978	10,643,510	518,454	177,228	1,061,856
4,583	5,425	5,337	7,647	5,622	5,979	5,741
8,566,546	10,087,488	10,112,083	15,463,598	10,511,092	11,683,316	11,731,649
2,084	2,050	2,019	3,872	1,948	1,556	3,068
5,899,874	6,336,137	5,584,291	11,278,363	5,682,523	4,546,615	8,815,490
2,084	2,050	2,019	3,872	1,948	1,556	3,068
5,899,874	6,336,137	5,584,291	11,278,363	5,682,523	4,546,615	8,815,490
3,067	2,613	2,332	4,342	2,589	3,440	8,717
3,373,922	2,970,239	2,640,074	5,979,816	2,466,813	3,363,962	6,177,647
2,912	2,379	2,116	3,206	2,476	3,326	8,563
3,168,546	2,662,394	2,281,446	3,171,955	2,216,231	3,169,714	5,986,722
30	51	100	1,046	93	58	23
97,632	129,708	250,884	2,726,784	239,436	142,236	68,364
125	183	116	90	20	56	131
107,744	178,137	107,744	81,077	11,146	52,012	122,561
2,161	1,940	1,890	2,146	1,357	1,881	3,152
3,439,419	3,092,342	2,746,426	2,787,884	2,302,972	2,489,372	2,987,989
1,946	1,766	1,723	1,966	1,226	1,735	2,959
2,985,866	2,704,050	2,403,613	2,412,381	1,994,677	2,152,926	2,534,282
215	174	167	180	131	146	193
453,553	388,292	342,813	375,503	308,295	336,446	453,707
1,993	2,191	2,459	2,441	3,892	3,108	2,863
2,231,971	1,503,100	1,472,050	1,349,190	2,158,348	1,788,372	1,815,588
1,490	2,042	2,349	2,367	3,798	3,037	2,800
951,577	1,138,708	1,214,848	1,183,896	1,940,890	1,627,776	1,669,572
503	149	110	74	94	71	63
1,280,394	364,392	257,202	165,294	217,458	160,596	146,016
209	277	1,310	1,385	181	4,844	6,129
407,695	448,101	1,108,873	1,557,044	348,802	2,986,491	3,457,799
199	257	1,304	1,385	181	4,844	6,129
388,363	409,437	1,099,153	1,557,044	348,802	2,986,491	3,457,799
10	20					
19,332	38,664					
		6				
		9,720				

種別・出荷地	計	4月	5月	6月	7月	8月
鹿児島	70,216	8,813	9,129	8,688	2,476	6,387
合計	68,793,043	9,519,682	8,180,591	6,942,842	1,961,801	6,815,350
鮮魚	70,092	8,813	9,129	8,688	2,476	6,387
	68,669,868	9,519,682	8,180,591	6,942,842	1,961,801	6,815,350
塩干・加工品	124					
	123,175					
沖縄	115,361	9,031	4,902	8,619	7,839	8,323
合計	156,809,916	13,185,551	6,095,960	10,059,533	10,767,776	12,681,576
鮮魚	113,681	8,831	4,702	8,519	7,689	8,123
	152,818,236	12,710,351	5,620,760	9,821,933	10,411,376	12,206,376
冷凍	1,680	200	200	100	150	200
	3,991,680	475,200	475,200	237,600	356,400	475,200
総計	13,633,173	1,138,106	1,161,995	1,184,252	1,179,115	1,148,624
合計	14,161,793,845	1,136,544,600	1,121,383,330	1,099,463,685	1,222,831,457	1,246,387,953
鮮魚	5,879,230	498,453	506,102	554,842	559,395	479,452
	5,430,637,603	453,298,080	456,026,612	450,801,453	453,113,027	488,077,784
冷凍	4,062,104	313,033	349,962	339,534	319,144	361,457
	4,462,440,003	329,466,477	337,488,396	330,534,413	428,877,504	405,272,754
塩干・加工品	3,691,839	326,620	305,931	289,876	300,576	307,715
	4,268,716,239	353,780,043	327,868,322	318,127,819	340,840,926	353,037,415

9月	10月	11月	12月	1月	2月	3月
2,244	1,804	7,890	7,442	2,641	2,399	10,303
2,315,584	1,525,612	7,613,465	7,378,433	2,915,579	2,828,071	10,796,033
2,244	1,804	7,890	7,442	2,641	2,275	10,303
2,315,584	1,525,612	7,613,465	7,378,433	2,915,579	2,704,896	10,796,033
					124	
					123,175	
9,768	7,950	9,891	13,127	9,983	13,250	12,678
12,108,863	9,752,380	11,586,021	18,422,120	15,174,614	19,394,537	17,580,985
9,718	7,850	9,741	12,877	9,973	13,130	12,528
11,990,063	9,514,780	11,229,621	17,828,120	15,150,854	19,109,417	17,224,585
50	100	150	250	10	120	150
118,800	237,600	356,400	594,000	23,760	285,120	356,400
1,197,153	1,158,321	1,154,355	1,386,359	872,766	950,197	1,101,930
1,160,110,884	1,125,010,401	1,142,928,794	1,788,308,168	960,964,234	975,689,418	1,182,170,921
589,442	561,599	490,832	497,847	329,948	358,015	453,303
497,330,127	473,334,744	454,577,527	572,735,304	343,579,227	349,189,759	438,573,959
326,226	308,070	367,992	443,008	262,259	318,181	353,238
347,259,779	322,167,523	342,453,550	589,833,480	312,230,661	321,982,068	394,873,398
281,485	288,652	295,531	445,504	280,559	274,001	295,389
315,520,978	329,508,134	345,897,717	625,739,384	305,154,346	304,517,591	348,723,564

7 品目別・出荷地

(1)鮮魚

品目別・出荷地	計	4月	5月	6月	7月	8月
まぐろ	184,823	16,098	14,097	16,822	14,800	13,318
合計	428,468,753	34,041,488	32,223,388	36,200,942	32,811,647	36,899,833
平均単価	2,318	2,115	2,286	2,152	2,217	2,771
福島	31,034 103,243,333 3,327	1,941 7,350,372 3,787	1,855 6,617,978 3,568	2,131 6,337,483 2,974	3,116 8,456,985 2,714	3,522 10,623,006 3,016
北海道	91 133,683 1,469			49 65,038 1,327		
青森	2,347 4,672,370 1,991			1,297 2,504,264 1,931	215 416,623 1,938	213 392,229 1,841
岩手	330 461,286 1,398			91 141,680 1,557	144 174,691 1,213	
宮城	29,739 38,157,384 1,283	2,958 3,806,988 1,287	2,593 3,188,371 1,230	4,951 5,940,120 1,200	2,931 3,475,036 1,186	1,516 2,393,212 1,579
秋田	21 15,649 745					21 15,649 745
茨城	1,424 1,055,948 742		20 17,280 864			
千葉	22,946 16,941,261 738	5,225 3,743,903 717	3,695 2,963,008 802	917 1,930,921 2,106	600 175,380 292	236 152,734 647
東京	49,268 160,101,584 3,250	3,575 11,463,734 3,207	3,393 11,542,265 3,402	3,421 10,385,503 3,036	4,362 13,319,455 3,054	5,278 15,849,588 3,003
新潟	17 13,727 807					
富山	371 578,735 1,560					
静岡	1,913 2,545,146 1,330	135 80,568 597	10 20,736 2,074	5 10,368 2,074	10 20,736 2,074	15 31,104 2,074
三重	958 3,581,173 3,738	164 656,943 4,006	189 756,044 4,000	90 358,441 3,983	87 316,721 3,640	49 194,605 3,972
大阪	37 103,896 2,808					
和歌山	8,280 7,679,805 928					
鳥取	2,229 3,194,208 1,433			1,351 2,269,728 1,680	878 924,480 1,053	
島根	94 78,981 840					
広島	401 347,340 866			109 110,657 1,015	42 36,375 866	
山口	79 75,891 961		11 14,515 1,320	25 25,574 1,023	43 35,802 833	
高知	40 84,240 2,106		39 84,240 2,160			
福岡	6,486 5,743,856 886		255 261,450 1,025	327 253,977 777	668 410,871 615	110 99,700 906

別・月別取扱高表

単位 上段：数量=kg
 中断：金額=円
 下段：単価=円

9月	10月	11月	12月	1月	2月	3月
10,012	9,183	16,481	27,103	15,489	12,790	18,630
28,116,919	27,237,530	33,380,630	65,739,074	34,966,616	27,683,688	39,166,998
2,808	2,966	2,025	2,426	2,258	2,164	2,102
2,550	2,408	1,856	4,595	2,456	1,710	2,894
7,386,604	7,799,239	6,337,505	16,154,264	9,309,601	6,415,928	10,454,368
2,897	3,239	3,415	3,516	3,791	3,752	3,612
33					9	
55,728					12,917	
1,689					1,435	
200	422					
335,922	1,023,332					
1,680	2,425					
	51			29	15	
	69,444			46,311	29,160	
	1,362			1,597	1,944	
1,728	1,272	2,080	3,167	1,405	2,068	3,070
2,754,809	1,926,538	3,036,693	3,883,957	1,829,252	2,488,144	3,434,264
1,594	1,515	1,460	1,226	1,302	1,203	1,119
	80	1,301	23			
	69,239	951,156	18,273			
	865	731	794			
	127	1,405	3,742	2,599	2,037	2,363
	73,224	1,118,118	2,815,256	1,745,801	1,129,128	1,093,788
	577	796	752	672	554	463
3,264	2,792	3,642	8,783	4,173	3,083	3,502
11,475,834	9,901,025	11,931,411	28,641,153	13,790,996	10,176,169	11,624,451
3,516	3,546	3,276	3,261	3,305	3,301	3,319
			7		10	
			4,914		8,813	
			702		881	
			300		71	
			469,131		109,604	
			1,564		1,544	
10	21	1,332	218	19	46	92
20,736	45,459	1,519,657	271,435	35,736	85,825	402,786
2,074	2,165	1,141	1,245	1,881	1,866	4,378
				54	184	141
				186,624	633,830	477,965
				3,456	3,445	3,390
						37
						103,896
						2,808
		1,242	1,789	1,963	1,669	1,617
		1,411,574	1,670,935	1,741,931	1,434,489	1,420,876
		1,137	934	887	859	879
		94				
		78,981				
		840				
96		102	52			
75,589		76,810	47,909			
787		753	921			
	1					
	0					
	0					
122	52	1,574	623	406	334	2,015
101,239	64,730	1,421,843	543,770	416,249	606,543	1,563,484
830	1,245	903	873	1,025	1,816	776

(1)鮮魚

品目別・出荷地	計	4月	5月	6月	7月	8月
まぐろ	25,623	2,100	2,037	1,781	1,704	2,358
佐賀	78,875,775	6,938,980	6,757,501	5,758,043	5,048,492	7,148,006
	3,078	3,304	3,317	3,233	2,963	3,031
長崎	277 109,145 394			277 109,145 394		
宮崎	28 32,897 1,175					
鹿児島	664 502,956 757					
沖縄	126 138,484 1,099					
めばち	469,771	37,289	39,014	32,925	30,138	37,683
合計	670,604,090	57,856,589	51,559,891	40,364,440	41,222,806	55,127,990
平均単価	1,428	1,552	1,322	1,226	1,368	1,463
福島	27,163 41,570,967 1,530	1,560 2,754,920 1,766	1,258 2,242,972 1,783	1,827 2,166,741 1,186	2,509 4,127,446 1,645	1,971 3,659,582 1,857
北海道	108 205,859 1,906	60 136,199 2,270		6 11,664 1,944	36 51,084 1,419	
宮城	90,087 138,124,584 1,533	4,348 7,065,800 1,625	11,705 16,797,233 1,435	5,421 5,762,090 1,063	4,265 5,846,094 1,371	7,100 10,290,953 1,449
千葉	119,569 175,319,934 1,466	14,486 23,538,664 1,625	11,460 14,480,965 1,264	6,849 7,382,383 1,078	3,579 4,510,782 1,260	8,348 12,376,238 1,483
東京	122,427 162,648,173 1,329	9,098 12,612,564 1,386	10,286 12,935,041 1,258	11,454 15,963,923 1,394	12,019 16,030,515 1,334	11,760 15,711,106 1,336
静岡	1,390 3,600,596 2,590	189 509,381 2,695	96 247,742 2,581	94 248,855 2,647	90 240,572 2,673	101 265,176 2,626
大阪	2,134 2,677,590 1,255	245 324,864 1,326	209 277,074 1,326	503 630,612 1,254		
和歌山	1,239 2,856,740 2,306				82 150,682 1,838	
愛媛	399 1,561,356 3,913	12 15,552 1,296		11 58,320 5,302	55 305,100 5,547	100 439,236 4,392
福岡	73 215,471 2,952			61 154,818 2,538		
鹿児島	1,423 2,069,998 1,455	134 91,232 681		175 113,941 651		314 486,842 1,550
沖縄	103,759 139,752,822 1,347	7,157 10,807,413 1,510	4,000 4,578,864 1,145	6,524 7,871,093 1,206	7,503 9,960,531 1,328	7,989 11,898,857 1,489
きわだ	52,380	2,917	6,619	9,821	12,732	8,337
合計	47,443,923	3,295,690	4,748,985	9,673,641	10,146,749	5,691,432
平均単価	906	1,130	717	985	797	683
福島	8,994 9,569,507 1,064	110 254,318 2,312	1,638 1,313,563 802	989 1,694,163 1,713	2,729 2,024,548 742	1,829 1,446,723 791
北海道	12 5,184 432	12 5,184 432				
宮城	6,538 6,871,235 1,051	549 599,935 1,093	886 853,351 963	1,099 897,254 816	1,861 1,904,207 1,023	405 377,061 931

単位 上段：数量=kg
 中断：金額=円
 下段：単価=円

9月	10月	11月	12月	1月	2月	3月
1,934 5,748,674 2,972	1,950 6,248,657 3,204	1,734 5,375,041 3,100	3,762 11,175,763 2,971	1,858 5,597,203 3,012	1,506 4,488,295 2,980	2,899 8,591,120 2,963
					28 32,897 1,175	
75 161,784 2,157			42 42,314 1,007	527 266,912 506	20 31,946 1,597	
	7 16,643 2,378	119 121,841 1,024				
39,209 53,677,767 1,369	43,280 59,396,756 1,372	47,305 63,705,151 1,347	58,394 89,118,228 1,526	30,891 47,540,081 1,539	32,481 50,957,536 1,569	41,162 60,076,855 1,460
2,338 3,114,365 1,332	2,825 3,937,047 1,394	3,292 4,651,291 1,413	3,017 5,301,524 1,757	1,940 2,827,656 1,458	2,465 3,696,506 1,500	2,161 3,090,917 1,430
					6 6,912 1,152	
8,187 13,433,453 1,641	10,632 17,055,963 1,604	11,727 18,714,868 1,596	12,018 19,763,340 1,644	2,840 4,967,189 1,749	4,768 8,160,556 1,712	7,076 10,267,045 1,451
7,716 11,637,216 1,508	10,967 15,950,736 1,454	14,317 19,605,531 1,369	13,949 23,182,544 1,662	8,576 13,424,329 1,565	6,854 10,638,247 1,552	12,468 18,592,299 1,491
11,525 13,475,322 1,169	11,227 13,196,790 1,175	8,659 9,840,042 1,136	16,861 23,339,934 1,384	7,646 11,419,164 1,493	5,021 7,816,112 1,557	6,871 10,307,660 1,500
116 273,858 2,361	90 233,823 2,598	111 288,152 2,596	167 444,553 2,662	59 161,634 2,740	158 372,027 2,355	119 314,823 2,646
	101 108,000 1,069	106 67,392 636	89 106,488 1,196	566 754,272 1,333	218 243,000 1,115	97 165,888 1,710
		13 33,750 2,596			805 1,833,666 2,278	339 838,642 2,474
23 242,460 10,542	89 292,680 3,289	19 50,544 2,660	36 74,520 2,070	18 28,512 1,584	18 27,216 1,512	18 27,216 1,512
					12 60,653 5,054	
71 118,854 1,674		250 328,320 1,313	242 464,465 1,919	123 233,280 1,897	52 146,016 2,808	62 87,048 1,404
9,233 11,382,239 1,233	7,349 8,621,717 1,173	8,811 10,125,261 1,149	12,015 16,440,860 1,368	9,123 13,724,045 1,504	12,104 17,956,625 1,484	11,951 16,385,317 1,371
1,216 1,745,885 1,436	828 877,257 1,059	985 1,071,187 1,087	1,390 1,639,618 1,180	2,106 2,885,923 1,370	3,022 2,971,075 983	2,407 2,696,481 1,120
300 672,905 2,243	35 22,680 648	32 54,432 1,701	164 392,051 2,391	137 294,431 2,149	311 487,945 1,569	720 911,748 1,266
	132 187,893 1,423	175 301,536 1,723		148 273,888 1,851	579 687,905 1,188	704 788,205 1,120

(1)鮮魚

品目別・出荷地	計	4月	5月	6月	7月	8月
きわだ	15,785	383	2,801	1,132	4,013	5,492
千葉	9,151,131	513,745	1,367,567	683,002	2,065,514	3,090,777
	580	1,341	488	603	515	563
東京	5,821	291	395	1,957	1,180	395
	7,188,048	428,544	401,760	2,320,056	1,530,792	597,240
	1,235	1,473	1,017	1,186	1,297	1,512
静岡	389				389	
	177,509				177,509	
	456				456	
福岡	332		132		76	124
	423,658		218,960		127,559	77,139
	1,276		1,659		1,678	622
宮崎	4,969			2,475	2,372	
	4,863,876			2,414,459	2,238,428	
	979			976	944	
鹿児島	401		153	248		
	330,999		132,192	198,807		
	825		864	802		
沖縄	9,139	1,572	614	1,921	112	92
	8,862,776	1,493,964	461,592	1,465,900	78,192	102,492
	970	950	752	763	698	1,114
かじき類	18,067	1,075	1,540	1,648	5,117	1,758
合計	13,300,194	1,082,380	1,146,326	1,094,592	2,765,776	1,284,175
平均単価	736	1,007	744	664	541	730
岩手	164			48	116	
	191,126			65,642	125,484	
	1,165			1,368	1,082	
宮城	16,714	523	1,516	1,600	4,998	1,758
	12,207,495	602,385	1,122,901	1,028,950	2,637,873	1,284,175
	730	1,152	741	643	528	730
千葉	1,186	552	24			
	899,154	479,995	23,425			
	758	870	976			
東京	3				3	
	2,419				2,419	
	806				806	
たい	212,370	25,949	19,058	15,462	16,696	18,311
合計	224,876,235	23,395,313	18,077,084	16,336,621	18,613,765	19,973,144
平均単価	1,059	902	949	1,057	1,115	1,091
福島	27,943	1,912	1,831	1,636	2,667	2,842
	37,026,828	2,419,416	2,413,126	2,213,840	3,236,561	3,806,061
	1,325	1,265	1,318	1,353	1,214	1,339
北海道	2					
	1,814					
	907					
青森	1,853	108	280	303	386	362
	1,779,642	100,803	178,330	255,999	373,102	409,582
	960	933	637	845	967	1,131
岩手	198		27	60	111	
	204,498		26,082	46,742	131,674	
	1,033		966	779	1,186	
宮城	3,512		274	206	394	755
	2,492,671		252,372	171,148	261,367	515,137
	710		921	831	663	682
秋田	226				198	8
	208,277				167,799	15,422
	922				847	1,928
山形	327	12	24	38	91	113
	315,076	13,608	7,776	21,438	94,311	130,261
	964	1,134	324	564	1,036	1,153
茨城	2,853	7	40	242	130	202
	1,725,506	8,424	35,067	151,535	133,013	197,528
	605	1,203	877	626	1,023	978
千葉	18,370	6,304	2,817	653	1,097	443
	20,130,560	3,517,497	1,955,352	1,266,014	1,817,374	953,835
	1,096	558	694	1,939	1,657	2,153

上段：数量=kg
 单位 中断：金額=円
 下段：単価=円

9月	10月	11月	12月	1月	2月	3月
			120	618	934	292
			37,859	626,411	503,264	262,992
			315	1,014	539	901
444	217		311	402	73	156
563,220	187,488		355,428	569,592	78,840	155,088
1,269	864		1,143	1,417	1,080	994
					122	
					210,989	
					1,729	
472	444	778	795	801	1,003	535
509,760	479,196	715,219	854,280	1,121,601	1,002,132	578,448
1,080	1,079	919	1,075	1,400	999	1,081
845	2,271	763	250	757	1,160	883
741,566	1,642,587	692,562	316,682	689,352	1,024,714	819,482
878	723	908	1,267	911	883	928
845	2,017	453	204	757	1,160	883
741,566	1,486,560	487,329	282,208	689,352	1,024,714	819,482
878	737	1,076	1,383	911	883	928
	254	310	46			
	156,027	205,233	34,474			
	614	662	749			
17,193	15,593	15,987	20,186	14,418	13,625	19,892
17,938,061	16,714,710	17,159,274	22,435,103	16,502,835	14,989,182	22,741,143
1,043	1,072	1,073	1,111	1,145	1,100	1,143
2,644	3,012	1,656	3,580	1,904	1,723	2,536
2,894,008	3,512,798	2,353,519	4,966,195	3,415,217	2,434,016	3,362,071
1,095	1,166	1,421	1,387	1,794	1,413	1,326
2						
1,814						
907						
119	35	110	29		48	73
126,565	40,294	101,982	26,730		61,636	104,619
1,064	1,151	927	922		1,284	1,433
1,017	407	229	24	8	33	165
569,775	313,853	224,910	6,912	7,484	18,522	151,191
560	771	982	288	936	561	916
			20			
			25,056			
			1,253			
6		21	3		19	
6,912		15,876	8,910		15,984	
1,152		756	2,970		841	
441	92	414	510	516	255	4
274,579	50,165	282,592	233,912	229,588	127,904	1,199
623	545	683	459	445	502	300
597	438	1,696	670	1,297	875	1,483
940,247	956,351	2,092,863	1,315,925	1,687,874	1,355,160	2,272,068
1,575	2,183	1,234	1,964	1,301	1,549	1,532

(1)鮮魚

品目別・出荷地	計	4月	5月	6月	7月	8月
たい	24,699	3,227	1,797	1,903	1,880	2,690
東京	29,908,847	3,190,602	2,016,500	2,208,898	2,421,670	3,450,996
	1,211	989	1,122	1,161	1,288	1,283
神奈川	63		50			
	64,454		22,680			
	1,023		454			
新潟	314	13	73	91	32	28
	261,326	8,327	43,048	52,542	31,946	23,749
	832	641	590	577	998	848
富山	613		235			
	272,884		102,460			
	445		436			
福井	45	9				3
	136,080	27,216				9,072
	3,024	3,024				3,024
静岡	10,195	1,087	1,259	911	1,050	1,003
	15,972,606	1,690,948	1,751,248	1,421,255	1,667,070	1,411,509
	1,567	1,556	1,391	1,560	1,588	1,407
愛知	120	49				
	78,873	48,611				
	657	992				
三重	9,643	998	874	542	682	767
	9,032,170	982,416	829,957	530,820	630,650	710,414
	937	984	950	979	925	926
島根	20			20		
	46,440			46,440		
	2,322			2,322		
広島	4,755	870	648	304	145	212
	6,357,296	1,247,683	618,886	235,809	242,379	298,185
	1,337	1,434	955	776	1,672	1,407
山口	710	137	63	57	66	28
	1,434,353	254,265	146,879	97,923	113,853	53,892
	2,020	1,856	2,331	1,718	1,725	1,925
愛媛	89,651	8,650	6,786	6,502	6,333	7,802
	80,112,868	7,503,547	5,937,441	5,703,498	5,656,571	6,979,376
	894	867	875	877	893	895
福岡	4,905	896	751	690	361	358
	4,391,085	568,661	591,441	524,800	321,243	292,759
	895	635	788	761	890	818
長崎	6,183	991	606	519	752	376
	7,080,751	1,014,459	613,471	519,971	967,647	374,393
	1,145	1,024	1,012	1,002	1,287	996
熊本	12	12				
	11,178	11,178				
	932	932				
大分	894	290	183	29	13	83
	809,499	285,487	136,241	18,706	12,474	63,815
	905	984	744	645	960	769
宮崎	214	65	40	15		
	269,299	100,225	16,827	18,122		
	1,258	1,542	421	1,208		
鹿児島	4,050	312	400	741	308	236
	4,751,354	401,940	381,900	831,121	333,061	277,158
	1,173	1,288	955	1,122	1,081	1,174
かつお	1,141,826	100,633	137,372	212,733	225,514	163,565
合計	693,441,126	61,608,692	105,202,093	113,520,663	107,190,011	116,301,540
平均単価	607	612	766	534	475	711
福島	172,917	65	3,922	77,496	42,718	24,281
	89,583,803	68,083	3,027,861	35,633,863	18,320,078	15,959,597
	518	1,047	772	460	429	657
青森	13					
	1,426					
	110					
岩手	758					444
	943,249					561,545
	1,244					1,265

上段：数量=kg
 单位 中断：金額=円
 下段：単価=円

9月	10月	11月	12月	1月	2月	3月
2,100	1,678	1,686	1,934	1,244	1,740	2,820
2,624,500	2,078,769	2,065,380	2,530,942	1,683,730	2,102,896	3,533,964
1,250	1,239	1,225	1,309	1,353	1,209	1,253
		13				
		41,774				
		3,213				
21	11	4				41
20,411	8,770	25,920				46,613
972	797	6,480				1,137
		162	54	162		
		94,932	31,104	44,388		
		586	576	274		
				9	6	18
				27,216	18,144	54,432
				3,024	3,024	3,024
519	391	371	1,163	763	545	1,133
1,198,431	796,161	789,751	1,727,207	1,171,201	802,078	1,545,747
2,309	2,036	2,129	1,485	1,535	1,472	1,364
		11		60		
		4,666		25,596		
		424		427		
625	921	852	1,225	678	671	808
577,635	838,147	787,957	1,114,841	629,186	639,139	761,008
924	910	925	910	928	953	942
305	868	280	213	230	256	424
384,145	914,123	410,841	438,982	430,521	451,513	684,229
1,259	1,053	1,467	2,061	1,872	1,764	1,614
59	9	31	89	69	22	80
106,889	35,294	55,885	166,753	156,395	64,238	182,087
1,812	3,922	1,803	1,874	2,267	2,920	2,276
7,315	6,741	7,696	9,781	7,031	6,628	8,386
6,538,892	6,115,404	6,893,620	8,833,715	6,338,033	5,902,666	7,710,105
894	907	896	903	901	891	919
398	459	115	330	107	20	420
497,761	346,232	167,724	379,675	132,699	48,692	519,398
1,251	754	1,458	1,151	1,240	2,435	1,237
890	426	226	60	96	476	765
1,058,399	595,576	304,830	65,054	165,024	564,165	837,762
1,189	1,398	1,349	1,084	1,719	1,185	1,095
63	27	8				198
48,643	21,891	6,048				216,194
772	811	756				1,092
	9	15	59			11
	4,644	13,273	95,386			20,822
	516	885	1,617			1,893
72	69	391	442	244	308	527
68,455	86,238	424,931	467,804	358,683	382,429	737,634
951	1,250	1,087	1,058	1,470	1,242	1,400
122,369	72,633	15,851	12,654	3,803	26,592	48,107
65,130,439	48,156,912	14,805,492	10,477,503	3,267,622	16,125,757	31,654,402
532	663	934	828	859	606	658
17,227	5,854	677	663	14		
10,469,647	4,900,896	605,464	581,974	16,340		
608	837	894	878	1,167		
	13					
	1,426					
	110					
199	115					
303,091	78,613					
1,523	684					

(1)鮮魚

品目別・出荷地	計	4月	5月	6月	7月	8月
かつお	420,713	1,051	2,498	66,772	120,269	97,726
宮城	246,614,697	896,090	2,172,986	34,407,720	59,400,416	68,821,715
	586	853	870	515	494	704
茨城	3,726				3,206	164
	1,142,267				835,950	123,984
	307				261	756
千葉	451,529	84,639	112,752	59,241	57,409	32,656
	276,783,759	48,309,798	85,601,511	36,157,473	27,418,221	22,035,330
	613	571	759	610	478	675
東京	2,294	344		138	497	858
	1,765,301	505,650		117,365	252,328	510,089
	770	1,470		850	508	595
神奈川	5,946	186	3,963	1,088		218
	4,577,242	155,941	2,812,147	847,555		274,376
	770	838	710	779		1,259
静岡	8,026	2,009	3,901	1,135		
	6,150,240	1,267,256	3,000,310	1,036,807		
	766	631	769	913		
三重	8,088	2,528	2,275			
	4,653,635	1,091,485	1,451,756			
	575	432	638			
福岡	5,435			117	107	1,960
	6,381,799			113,821	34,851	1,973,826
	1,174			973	326	1,007
長崎	1,648			181		793
	1,987,812			185,913		1,021,777
	1,206			1,027		1,288
宮崎	13,202	2,490	347			
	7,343,249	1,460,787	209,169			
	556	587	603			
鹿児島	47,531	7,321	7,714	6,565	1,308	4,465
	45,512,647	7,853,602	6,926,353	5,020,146	928,167	5,019,301
	958	1,073	898	765	710	1,124
さけ	101,092	6,457	7,909	7,533	7,680	6,859
合計	142,623,394	9,896,845	10,709,911	10,086,703	11,052,163	10,802,645
平均単価	1,411	1,533	1,354	1,339	1,439	1,575
福島	2,349			6	12	15
	1,509,516			11,405	26,762	31,557
	643			1,901	2,230	2,104
北海道	14,537	6	133	272	1	810
	13,975,227	7,279	117,612	263,385	19,440	994,259
	961	1,213	884	968	19,440	1,227
青森	11,358	15	77	127		25
	10,795,104	27,151	58,655	83,857		26,697
	950	1,810	762	660		1,068
岩手	1,215					7
	1,030,122					4,471
	848					639
宮城	20,932	2,515	4,005	3,872	3,465	1,585
	23,376,600	3,124,710	4,360,738	4,114,994	3,616,380	1,526,580
	1,117	1,242	1,089	1,063	1,044	963
茨城	503		100	23		
	422,388		108,000	33,048		
	840		1,080	1,437		
埼玉	70				3	27
	106,445				346	3,110
	1,521				115	115
千葉	10	10				
	10,800	10,800				
	1,080	1,080				
東京	12,587	414	540	601	1,289	925
	20,775,673	560,481	673,518	805,602	2,040,022	1,833,677
	1,651	1,354	1,247	1,340	1,583	1,982
神奈川	13,662	1,332	1,367	1,124	1,292	842
	20,433,892	1,947,853	2,006,994	1,637,709	1,894,341	1,247,587
	1,496	1,462	1,468	1,457	1,466	1,482

上段：数量=kg
 单位 中断：金額=円
 下段：単価=円

9月	10月	11月	12月	1月	2月	3月
77,044 41,835,869 543	48,574 33,611,121 692	5,500 4,899,026 891	1,203 493,614 410	49 46,494 949	27 29,646 1,098	
9 5,287 587	270 123,823 459	77 53,223 691				
26,704 10,991,436 412	17,193 8,951,220 521	1,623 1,437,967 886	3,735 2,484,395 665	2,959 2,205,431 745	19,364 11,422,876 590	33,254 19,768,101 594
30 24,840 828	401 313,805 783	17 22,853 1,344		9 18,371 2,041		
311 306,922 987	15 23,814 1,588	165 156,487 948				
		283 421,437 1,489			698 424,430 608	
					1,278 1,021,520 799	2,007 1,088,874 543
5 5,724 1,145	1 4,234 4,234	1,359 1,848,388 1,360	1,570 1,924,121 1,226	193 335,912 1,740	40 55,512 1,388	83 85,410 1,029
			76 206,216 2,713	311 312,319 1,004	146 107,768 738	141 153,819 1,091
		932 534,205 573	955 771,541 808		4,142 2,105,565 508	4,336 2,261,982 522
840 1,187,623 1,414	197 147,960 751	5,218 4,826,442 925	4,452 4,015,642 902	268 332,755 1,242	897 958,440 1,068	8,286 8,296,216 1,001
13,620 16,526,991 1,213	16,282 18,106,120 1,112	12,281 15,371,515 1,252	7,538 12,368,043 1,641	4,677 8,451,565 1,807	4,181 8,032,924 1,921	6,075 11,217,969 1,847
	1,224 804,130 657	1,048 578,660 552	40 43,200 1,080		4 13,802 3,451	
6,774 6,573,528 970	4,010 3,647,268 910	2,520 2,345,976 931		11 6,480 589		
162 127,223 785	4,299 3,857,532 897	4,003 3,999,266 999	2,364 2,384,586 1,009		71 56,149 791	215 173,988 809
242 229,847 950	727 585,307 805	239 210,497 881				
1,200 1,322,336 1,102	672 670,561 998	225 306,720 1,363	401 533,417 1,330	1,197 1,141,474 954	610 844,290 1,384	1,185 1,814,400 1,531
300 233,820 779		80 47,520 594				
6 6,912 1,152	10 19,008 1,901		24 77,069 3,211			
2,018 2,853,966 1,414	2,344 2,926,043 1,248	956 1,897,493 1,985	1,156 2,320,407 2,007	622 1,485,374 2,388	517 1,181,807 2,286	1,205 2,197,283 1,823
1,216 1,792,733 1,474	944 1,387,142 1,469	1,221 1,791,666 1,467	1,163 1,732,511 1,490	839 1,269,120 1,513	1,125 1,757,295 1,562	1,197 1,968,941 1,645

(1)鮮魚

品目別・出荷地	計	4月	5月	6月	7月	8月
さけ	42			4	10	
新潟	144,585			13,770	34,425	
	3,443			3,443	3,443	
静岡	652					
	1,483,272					
	2,275					
京都	21,631	1,849	1,523	1,384	1,548	2,563
	45,237,367	3,651,059	3,063,942	2,864,057	3,284,367	4,998,627
	2,091	1,975	2,012	2,069	2,122	1,950
兵庫	175	87	44			
	236,828	122,861	50,236			
	1,353	1,412	1,142			
香川	44	44				
	86,124	86,124				
	1,957	1,957				
愛媛	65	65				
	89,283	89,283				
	1,374	1,374				
福岡	1,260	120	120	120	60	60
	2,910,168	269,244	270,216	258,876	136,080	136,080
	2,310	2,244	2,252	2,157	2,268	2,268
ます	5,354	1,021	665	132	172	70
合計	2,620,220	626,897	429,099	107,244	96,088	28,620
平均単価	489	614	645	812	559	409
北海道	1,182	167	555		168	70
	801,629	268,466	277,554		91,422	28,620
	678	1,608	500		544	409
青森	3,615	517	26			
	1,366,276	134,158	35,413			
	378	259	1,362			
岩手	207	76	75	52	4	
	330,264	149,688	109,706	66,204	4,666	
	1,595	1,970	1,463	1,273	1,167	
宮城	80			80		
	41,040			41,040		
	513			513		
東京	259	250	9			
	65,718	59,292	6,426			
	254	237	714			
静岡	11	11				
	15,293	15,293				
	1,390	1,390				
にしん	3,032	482	168	24	23	
合計	1,268,087	215,028	62,208	9,072	38,232	
平均単価	418	446	370	378	1,662	
北海道	1,468	82	88	6	6	
	638,582	26,082	34,128	3,888	2,592	
	435	318	388	648	432	
青森	502	304	80			
	231,417	147,960	28,080			
	461	487	351			
千葉	15				15	
	3,240				3,240	
	216				216	
東京	1,039	90		18		
	350,352	28,890		5,184		
	337	321		288		
愛知	8	6			2	
	44,496	12,096			32,400	
	5,562	2,016			16,200	
いわし	112,191	13,243	9,516	9,612	13,446	7,117
合計	43,556,394	4,246,134	3,457,378	3,895,591	5,050,908	3,274,985
平均単価	388	321	363	405	376	460
福島	2,972	29	402	929	22	40
	2,026,243	149,807	249,437	381,089	117,331	137,765
	682	5,166	620	410	5,333	3,444

上段：数量=kg
 单位 中断：金額=円
 下段：単価=円

9月	10月	11月	12月	1月	2月	3月
		8	8	4		8
		27,540	27,540	13,770		27,540
		3,443	3,443	3,443		3,443
86	101	108	148	84	60	65
206,172	231,012	245,322	338,580	187,218	132,408	142,560
2,397	2,287	2,272	2,288	2,229	2,207	2,193
1,547	1,840	1,753	2,070	1,800	1,554	2,200
3,023,962	3,726,369	3,639,623	4,558,642	4,063,009	3,470,453	4,893,257
1,955	2,025	2,076	2,202	2,257	2,233	2,224
			44			
			63,731			
			1,448			
69	111	120	120	120	240	
156,492	251,748	281,232	288,360	285,120	576,720	
2,268	2,268	2,344	2,403	2,376	2,403	
143				1,332	1,579	240
67,797				594,756	505,008	164,711
474				447	320	686
143					70	9
67,797					60,480	7,290
474					864	810
				1,332	1,509	231
				594,756	444,528	157,421
				447	295	681
20	118	44	124	262	1,139	628
8,640	51,192	25,488	53,136	167,481	400,820	236,790
432	434	579	429	639	352	377
20	118	44	70	252	262	520
8,640	51,192	25,488	23,976	160,920	113,702	187,974
432	434	579	343	639	434	361
				10		108
				6,561		48,816
				656		452
			54		877	
			29,160		287,118	
			540		327	
5,533	7,763	4,798	6,637	10,385	13,358	10,783
2,741,730	3,658,136	2,466,892	2,861,139	4,122,361	4,053,708	3,727,432
496	471	514	431	397	303	346
52	19	868	44	195	350	22
144,461	100,570	447,509	18,079	73,224	89,640	117,331
2,778	5,293	516	411	376	256	5,333

(1)鮮魚

品目別・出荷地	計	4月	5月	6月	7月	8月
いわし	12,084			982	9,048	1,590
北海道	4,836,543			456,624	3,113,230	941,609
	400			465	344	592
青森	10,513			88	618	200
	3,786,092			55,404	230,472	91,757
	360			630	373	459
岩手	2,655		150		230	
	1,059,912		52,650		104,706	
	399		351		455	
宮城	9,666	1,402	3,726	2	872	2
	3,270,619	422,426	1,151,480	9,816	292,503	13,643
	338	301	309	4,908	335	6,822
千葉	29,874	7,831	2,440	4,760	560	2,803
	7,642,197	1,715,321	642,903	1,611,510	127,656	665,766
	256	219	263	339	228	238
東京	12,526	200	530	572	1,054	1,460
	5,933,532	126,360	355,968	341,680	495,418	896,055
	474	632	672	597	470	614
神奈川	2,685	300	500			
	846,774	84,294	131,760			
	315	281	264			
新潟	25	15		10		
	5,130	2,430		2,700		
	205	162		270		
富山	800	800				
	377,568	377,568				
	472	472				
静岡	1,650			900		150
	581,742			237,978		91,530
	353			264		610
愛知	105			5		80
	76,250			11,794		17,280
	726			2,359		216
三重	2,000					
	571,536					
	286					
山口	8					
	21,060					
	2,633					
愛媛	646	74	22	98	58	30
	1,418,256	150,984	50,220	212,544	131,220	64,800
	2,195	2,040	2,283	2,169	2,262	2,160
大分	23,982	2,592	1,746	1,266	984	762
	11,102,940	1,216,944	822,960	574,452	438,372	354,780
	463	470	471	454	446	466
あじ	183,367	17,612	20,146	21,471	25,940	14,832
合計	127,433,771	12,261,594	12,106,105	12,699,406	14,518,899	12,896,468
平均単価	695	696	601	591	560	870
福島	8,036	28	602	2,306	563	9
	1,811,802	9,045	126,360	434,155	59,670	972
	225	323	210	188	106	108
北海道	15			15		
	16,524			16,524		
	1,102			1,102		
青森	1,034					30
	225,504					8,100
	218					270
岩手	717				45	50
	346,410				12,960	13,500
	483				288	270
宮城	9,594		1,109	2,080	2,240	2,183
	3,437,916		338,040	698,922	823,500	797,867
	358		305	336	368	365
秋田	42					
	14,288					
	340					

上段：数量=kg
 单位 中断：金額=円
 下段：単価=円

9月	10月	11月	12月	1月	2月	3月
416	48					
289,224	35,856					
695	747					
1,939	3,792	656	1,120		2,100	
686,016	1,604,016	324,767	385,096		408,564	
354	423	495	344		195	
			1,000	1,255	20	
			322,434	563,922	16,200	
			322	449	810	
2	1,001	2	851	1,472	332	2
11,814	386,578	11,814	356,932	500,894	98,965	13,754
5,907	386	5,907	419	340	298	6,877
			720	2,210	5,550	3,000
			247,752	698,393	1,239,191	693,705
			344	316	223	231
2,010	940	684	470	850	773	2,983
1,004,227	486,108	365,256	245,862	298,890	325,350	992,358
500	517	534	523	352	421	333
					585	1,300
					268,650	362,070
					459	279
		250			250	100
		153,090			70,200	28,944
		612			281	289
						20
						47,176
						2,359
				650	470	880
				198,666	139,104	233,766
				306	296	266
4	3			1		
10,800	8,100			2,160		
2,700	2,700			2,160		
54	58	64	104	8	12	64
116,640	130,680	143,856	227,448	20,088	25,920	143,856
2,160	2,253	2,248	2,187	2,511	2,160	2,248
1,056	1,902	2,274	2,328	3,744	2,916	2,412
478,548	906,228	1,020,600	1,057,536	1,766,124	1,371,924	1,094,472
453	476	449	454	472	470	454
15,833	10,593	12,802	10,652	10,230	10,030	13,226
11,158,898	8,323,563	9,286,632	8,442,517	7,676,828	7,321,048	10,741,813
705	786	725	793	750	730	812
2,619	905	254	297	315	121	17
583,416	249,372	81,480	87,372	126,808	23,879	29,273
223	276	321	294	403	197	1,722
200	84	46			96	578
36,720	9,936	8,208			24,192	138,348
184	118	178			252	239
402	205	15				
229,770	86,130	4,050				
572	420	270				
1,460	200	22			300	
573,102	63,990	29,095			113,400	
393	320	1,323			378	
	42					
	14,288					
	340					

(1)鮮魚

品目別・出荷地	計	4月	5月	6月	7月	8月
あじ	262	111		60		
山形	54,594	18,144		6,480		
	208	163		108		
茨城	11,203	163	980	1,917	290	
	3,170,528	70,087	364,717	349,115	35,964	
	283	430	372	182	124	
千葉	35,481	4,750	5,089	4,732	12,787	731
	10,961,374	1,580,742	1,506,892	1,557,684	3,148,718	320,236
	309	333	296	329	246	438
東京	57,190	6,875	5,409	3,836	2,944	7,285
	53,870,424	6,081,172	4,612,405	4,039,260	3,579,531	6,156,045
	942	885	853	1,053	1,216	845
神奈川	480	95	220	165		
	345,330	78,300	148,770	118,260		
	719	824	676	717		
新潟	2,522	220	452	545	320	65
	1,330,074	107,460	247,914	299,700	154,710	49,680
	527	488	548	550	483	764
富山	8,792	788	965	1,005	928	303
	2,709,828	236,520	313,416	313,092	282,636	101,520
	308	300	325	312	305	335
静岡	1,424		258	448	12	
	1,397,435		267,796	416,351	15,552	
	981		1,038	929	1,296	
三重	65		10	12		
	122,309		19,440	22,939		
	1,882		1,944	1,912		
兵庫	5					
	12,096					
	2,419					
島根	4,495	35	415	1,025	1,110	330
	3,068,658	26,460	308,448	673,110	798,930	320,220
	683	756	743	657	720	970
広島	2,915	175	125	465	770	255
	2,019,708	109,080	92,880	305,910	466,074	250,020
	693	623	743	658	605	980
山口	4,117	410	800	540	372	148
	3,819,457	428,760	587,790	466,052	446,126	189,184
	928	1,046	735	863	1,199	1,278
愛媛	7,810	676	671	758	968	944
	13,481,249	1,180,233	1,195,123	1,219,995	1,590,986	1,685,655
	1,726	1,746	1,781	1,609	1,644	1,786
福岡	18,662	2,432	1,913	854	1,791	1,810
	18,955,473	1,628,613	1,256,963	1,206,414	2,585,736	2,423,779
	1,016	670	657	1,413	1,444	1,339
佐賀	225					
	155,250					
	690					
長崎	7,015	730	1,000	435	775	585
	4,906,440	503,010	630,990	372,870	476,550	437,400
	699	689	631	857	615	748
熊本	40					
	46,440					
	1,161					
大分	412	90		49	15	104
	545,334	129,124		52,790	22,680	142,290
	1,324	1,435		1,077	1,512	1,368
宮崎	110	34		4	6	
	159,624	74,844		8,316	12,960	
	1,451	2,201		2,079	2,160	
鹿児島	704		128	220	4	
	449,702		88,161	121,467	5,616	
	639		689	552	1,404	
さば類	108,957	11,574	11,477	9,915	10,592	6,203
合計	42,708,652	4,286,497	4,018,528	3,542,055	3,898,388	2,659,168
平均単価	392	370	350	357	368	429

上段：数量=kg
 单位 中断：金額=円
 下段：単価=円

9月	10月	11月	12月	1月	2月	3月
					8	83
					3,240	26,730
					405	322
1,568	1,506	2,122	1,049	337	1,235	36
411,841	456,867	569,003	328,833	138,909	429,424	15,768
263	303	268	313	412	348	438
218	650	2,869	650	2,185	816	4
66,015	269,406	1,086,858	270,702	822,647	329,314	2,160
303	414	379	416	376	404	540
5,197	3,584	2,947	4,002	3,204	4,476	7,431
5,118,416	3,798,435	3,587,139	3,591,826	3,202,772	3,732,728	6,370,695
985	1,060	1,217	898	1,000	834	857
145	265	360	65	30		55
78,300	160,380	161,460	30,240	9,720		30,510
540	605	449	465	324		555
552	960	893	715	208	645	830
175,716	287,388	254,988	215,352	63,720	197,154	268,326
318	299	286	301	306	306	323
80	150	130	259	87		
50,760	28,350	174,237	322,241	122,148		
635	189	1,340	1,244	1,404		
			1			42
			2,138			77,792
			2,138			1,852
				5		
				12,096		
				2,419		
125		40	375	1,005	35	
85,860		34,560	262,710	528,120	30,240	
687		864	701	525	864	
150		300	225	100	50	300
69,984		198,990	122,040	79,920	46,440	278,370
467		663	542	799	929	928
510	160	605	240	67		265
473,850	169,560	474,660	203,850	75,627		303,998
929	1,060	785	849	1,129		1,147
726	632	637	539	404	416	439
1,240,017	1,128,609	1,050,396	933,028	742,506	737,244	777,457
1,708	1,786	1,649	1,731	1,838	1,772	1,771
1,205	801	890	1,253	1,595	1,473	2,645
1,402,915	1,249,236	1,106,244	1,455,678	1,232,420	1,385,197	2,022,278
1,164	1,560	1,243	1,162	773	940	765
		175				50
		116,910				38,340
		668				767
570	435	350	875	585	350	325
435,780	332,100	244,890	555,390	435,780	255,960	225,720
765	763	700	635	745	731	695
40						
46,440						
1,161						
66		1	18		9	60
79,996		2,138	12,960		12,636	90,720
1,212		2,138	720		1,404	1,512
		2		14		50
		9,504		27,000		27,000
		4,752		1,929		540
	14	144	89	89		16
	19,516	91,822	48,157	56,635		18,328
	1,394	638	541	636		1,146
5,504	9,417	10,782	11,610	4,561	9,306	8,016
2,550,783	3,608,507	4,024,920	4,463,377	2,341,813	3,749,427	3,565,189
463	383	373	384	513	403	445

(1)鮮魚

品目別・出荷地	計	4月	5月	6月	7月	8月
さば類	6,425		45	209		198
福島	2,266,467		13,068	51,192		40,176
	353		290	245		203
北海道	57			4		3
	39,874			1,642		972
	700			411		324
青森	7,345			440		2,346
	2,373,707			134,460		752,393
	323			306		321
岩手	17,000	105	1,095	4,338		6,347
	4,880,395	44,280	261,468	1,148,364		1,821,986
	287	422	239	265		287
宮城	4,683	26	1,573	2		88
	2,088,637	47,304	550,530	7,128		100,105
	446	1,819	350	3,564		1,138
茨城	242	15	122			
	34,560	4,050	12,042			
	143	270	99			
千葉	30,090	6,139	2,173	1,747		60
	8,240,724	1,575,828	575,748	478,267		14,796
	274	257	265	274		247
東京	10,183	2,309	960	729		125
	4,195,655	801,144	339,768	301,477		26,352
	412	347	354	414		211
神奈川	1,960					
	797,040					
	407					
新潟	134					
	68,094					
	508					
富山	86					
	56,700					
	659					
福井	9		9			
	19,008		19,008			
	2,112		2,112			
静岡	18,721	813	1,800	1,390		850
	5,132,225	225,612	405,648	340,092		174,960
	274	278	225	245		206
愛知	433	57	40	28		44
	1,151,540	152,755	105,754	82,250		117,504
	2,659	2,680	2,644	2,938		2,671
三重	5,052	1,560	3,182	310		
	1,270,404	426,276	772,848	71,280		
	251	273	243	230		
広島	1,090			315		
	500,256			107,028		
	459			340		
山口	252	27				
	157,140	23,328				
	624	864				
香川	538	101	110	91		92
	1,142,640	210,816	236,520	190,296		199,800
	2,124	2,087	2,150	2,091		2,172
愛媛	967	56	41			95
	1,728,864	106,143	83,592			24,840
	1,788	1,895	2,039			261
福岡	976	81	52	28		89
	1,339,194	118,260	117,720	75,708		131,409
	1,372	1,460	2,264	2,704		1,477
大分	10	10				
	18,727	18,727				
	1,873	1,873				
宮崎	2,619	275	275	284		255
	5,162,823	531,974	524,814	552,871		493,095
	1,971	1,934	1,908	1,947		1,934

上段：数量=kg
 单位 中断：金額=円
 下段：単価=円

9月	10月	11月	12月	1月	2月	3月
14	50	2,476	1,577	41	1,528	274
9,050	11,610	789,826	714,636	26,190	484,456	119,297
646	232	319	453	639	317	435
	50					
	37,260					
	745					
339	2,762	795	50			3
102,946	888,350	298,998	21,816			0
304	322	376	436			0
75	606	647	275	197		
29,463	236,066	219,564	96,120	128,736		
393	390	339	350	653		
1,665	125	80	1,051		20	22
560,574	98,469	64,022	556,177		25,920	36,288
337	788	800	529		1,296	1,649
	85	20				
	15,660	2,808				
	184	140				
		4,464	6,796	2,100	4,276	2,335
		1,349,676	1,797,012	590,760	1,173,809	684,828
		302	264	281	275	293
1,004	279	350	149	1,643	825	970
421,740	112,536	162,432	86,530	783,864	284,256	513,432
420	403	464	581	477	345	529
					1,375	585
					591,084	205,956
					430	352
		6	128			
		1,188	66,906			
		198	523			
			50	36		
			24,300	32,400		
			486	900		
1,875	4,895	1,627	1,125		163	3,228
533,412	1,321,380	487,793	268,272		99,900	974,700
284	270	300	238		613	302
31	36	36	27	31	27	36
82,253	94,004	94,004	70,503	82,253	70,503	94,004
2,653	2,611	2,611	2,611	2,653	2,611	2,611
				50	575	150
				32,400	296,460	64,368
				648	516	429
62	163					
44,172	89,640					
712	550					
		43				78
		86,400				173,016
		2,009				2,218
190	106	32	139	79	85	48
279,504	233,928	63,072	285,854	165,888	178,632	101,520
1,471	2,207	1,971	2,057	2,100	2,102	2,115
64	78	40	25	225	200	28
129,816	115,020	82,242	52,434	212,414	159,235	39,204
2,028	1,475	2,056	2,097	944	796	1,400
185	182	166	218	144	162	259
357,853	354,584	322,895	422,817	280,514	347,588	558,576
1,934	1,948	1,945	1,940	1,948	2,146	2,157

(1)鮮魚

品目別・出荷地	計	4月	5月	6月	7月	8月
さば類	85					
鹿児島	43,978					
	517					
さんま	552,525	11,177	11,607	6,345	6,670	26,829
合計	305,170,241	4,172,268	4,215,586	2,585,920	2,936,370	26,242,041
平均単価	552	373	363	408	440	978
福島	180,241	10,792	11,007	5,714	6,342	6,636
	74,155,149	3,963,288	3,913,618	2,240,968	2,488,170	2,469,987
	411	367	356	392	392	372
北海道	66,380	370	300	410	153	15,864
	56,173,802	186,300	162,000	204,120	360,072	18,303,840
	846	504	540	498	2,353	1,154
青森	200					
	194,400					
	972					
岩手	300,608	12	276	212	172	3,310
	159,878,394	5,184	113,184	88,344	70,632	2,533,896
	532	432	410	417	411	766
宮城	4,344	3	24	9	3	723
	14,190,480	17,496	26,784	52,488	17,496	2,579,214
	3,267	5,832	1,116	5,832	5,832	3,567
千葉	140					
	43,416					
	310					
東京	612					296
	534,600					355,104
	874					1,200
はまち	291,188	24,339	19,870	14,476	17,020	19,694
合計	266,580,720	21,300,411	17,897,403	14,892,064	15,917,294	20,150,917
平均単価	915	875	901	1,029	935	1,023
福島	5,567	518	478	274	577	254
	4,322,933	579,998	570,912	371,659	420,857	344,238
	777	1,120	1,194	1,356	729	1,355
北海道	4,861					
	1,678,686					
	345					
青森	11,848	55	1,403	1,009	19	689
	4,440,146	9,493	372,067	269,191	5,211	166,850
	375	173	265	267	274	242
岩手	8,825		550	2,835	560	1,289
	3,315,917		172,601	944,751	205,667	408,958
	376		314	333	367	317
宮城	26,935	22	1,642	2,206	6,019	4,076
	9,058,126	37,670	431,702	668,286	1,972,682	1,224,378
	336	1,712	263	303	328	300
山形	272		69			
	71,100		11,129			
	261		161			
茨城	1,052	7	748	75	16	11
	217,950	1,447	123,137	17,497	4,525	3,596
	207	207	165	233	283	327
千葉	38,341	1,241	3,253	282	1,323	584
	13,235,858	361,232	657,688	95,444	298,281	131,290
	345	291	202	338	225	225
東京	62,436	5,228	3,903	3,179	3,331	5,431
	114,644,054	8,245,246	7,706,308	6,765,299	7,094,216	10,445,023
	1,836	1,577	1,974	2,128	2,130	1,923
神奈川	669	574				
	192,988	139,069				
	288	242				
新潟	294					
	152,496					
	519					
富山	1,278					
	734,951					
	575					

上段：数量=kg
 单位 中断：金額=円
 下段：単価=円

9月	10月	11月	12月	1月	2月	3月
				15	70	
				6,394	37,584	
				426	537	
178,886	172,018	101,442	12,645	8,381	6,272	10,253
117,691,157	87,482,476	42,621,532	5,997,766	3,792,760	2,991,219	4,441,146
658	509	420	474	453	477	433
18,769	43,863	48,639	6,072	7,571	5,557	9,279
9,344,685	18,222,679	18,806,269	2,771,226	3,354,152	2,597,745	3,982,362
498	415	387	456	443	467	429
38,370	9,202	372	595	210	140	394
29,844,482	6,180,624	287,928	313,956	110,160	73,440	146,880
778	672	774	528	525	525	373
200						
194,400						
972						
119,908	117,663	51,513	5,807	592	569	574
74,577,487	58,813,551	20,604,855	2,211,840	297,000	289,397	273,024
622	500	400	381	502	509	476
1,323	1,230	838	171	8	6	6
3,550,607	4,245,102	2,899,584	700,744	31,448	30,637	38,880
2,684	3,451	3,460	4,098	3,931	5,106	6,480
	60	80				
	20,520	22,896				
	342	286				
316						
179,496						
568						
17,692	22,450	28,598	39,809	29,254	27,228	30,758
16,914,168	20,031,939	24,083,478	37,917,679	28,050,784	24,653,892	24,770,691
956	892	842	952	959	905	805
71	258	933	1,230	234	506	234
113,250	75,255	339,022	881,876	219,661	278,587	127,618
1,595	292	363	717	939	551	545
929	3,932					
327,445	1,351,241					
352	344					
1,039	1,015	4,339	1,904	2	356	18
348,259	444,269	1,868,861	828,990	648	119,913	6,394
335	438	431	435	324	337	355
341	647	452	1,980	171		
113,027	191,568	212,749	973,754	92,842		
331	296	471	492	543		
3,170	3,818	3,438	1,629	803	104	8
960,202	1,182,635	1,384,208	677,708	379,170	129,765	9,720
303	310	403	416	472	1,248	1,215
		69	134			
		14,137	45,834			
		205	342			
38	42	27	13	70	5	
10,438	11,783	12,820	4,552	26,422	1,733	
275	281	475	350	377	347	
837	1,160	3,327	6,370	8,247	4,795	6,922
185,408	370,164	1,246,351	2,495,564	3,807,373	1,578,240	2,008,823
222	319	375	392	462	329	290
4,199	5,306	3,969	8,312	6,192	8,219	5,167
8,728,950	9,545,839	8,799,904	15,099,314	11,231,855	11,021,690	9,960,410
2,079	1,799	2,217	1,817	1,814	1,341	1,928
					19	76
					12,663	41,256
					666	543
	14				280	
	2,916				149,580	
	208				534	
75	100	551	514	31	7	
16,200	30,510	269,449	287,356	115,668	15,768	
216	305	489	559	3,731	2,253	

(1)鮮魚

品目別・出荷地	計	4月	5月	6月	7月	8月
はまち	594	313	171		110	
福井	181,225	88,642	46,143		46,440	
	305	283	270		422	
三重	18,913	1,368	765	415	439	491
	18,514,066	1,141,882	583,864	349,405	442,338	476,365
	979	835	763	842	1,008	970
島根	358					
	202,090					
	564					
広島	14,120	6,993	478			1,910
	5,046,239	2,357,404	144,762			608,267
	357	337	303			318
山口	443	30	6	13	16	
	443,319	30,779	4,460	9,093	13,910	
	1,001	1,026	743	699	869	
愛媛	48,215	4,906	3,960	2,966	2,906	3,637
	61,091,310	6,317,356	5,589,028	4,363,549	4,236,436	5,415,041
	1,267	1,288	1,411	1,471	1,458	1,489
高知	359	359				
	77,566	77,566				
	216	216				
福岡	24,293	1,344	1,809	600	862	102
	13,440,491	853,736	916,877	493,682	471,913	55,858
	553	635	507	823	547	548
長崎	6,644	542				10
	2,678,768	222,123				10,800
	403	410				1,080
大分	65	22				
	79,844	14,191				
	1,228	645				
宮崎	1,964	17	22	2	35	3
	961,628	25,952	15,655	2,052	75,816	1,879
	490	1,527	712	1,026	2,166	626
鹿児島	12,842	800	613	620	807	1,207
	11,798,969	796,625	551,070	542,156	629,002	858,374
	919	996	899	874	779	711
ひらめ	54,960	4,695	5,916	5,404	4,547	2,255
合計	65,181,057	6,333,836	5,863,382	5,198,799	5,588,655	4,454,904
平均単価	1,186	1,349	991	962	1,229	1,976
福島	19,155	97	525	1,041	668	71
	19,522,995	153,694	539,275	1,182,758	894,057	160,267
	1,019	1,584	1,027	1,136	1,338	2,257
北海道	4,718	21	545	1,042	440	173
	4,293,514	31,677	430,002	828,120	386,118	144,571
	910	1,508	789	795	878	836
青森	3,377	298	479	625	295	231
	3,873,997	374,917	333,455	547,636	375,494	556,199
	1,147	1,258	696	876	1,273	2,408
岩手	1,110		179	115	196	101
	1,686,811		217,393	102,028	277,561	216,676
	1,520		1,214	887	1,416	2,145
宮城	7,082	292	715	1,013	2,494	1,027
	8,352,803	384,877	619,461	1,029,951	2,834,756	1,813,414
	1,179	1,318	866	1,017	1,137	1,766
秋田	105	35	42			
	178,755	72,533	30,287			
	1,702	2,072	721			
山形	8			8		
	6,480			6,480		
	810			810		
茨城	12,448	2,063	2,131	1,272	166	116
	14,663,046	2,514,875	2,153,447	1,085,973	258,405	276,609
	1,178	1,219	1,011	854	1,557	2,385
千葉	4,005	1,731	1,114	94	80	177
	6,362,645	2,535,497	1,222,802	105,246	180,084	555,340
	1,589	1,465	1,098	1,120	2,251	3,138

上段：数量=kg
 单位 中断：金額=円
 下段：単価=円

9月	10月	11月	12月	1月	2月	3月
405	701	1,382	5,107	2,841	2,328	2,671
357,818	611,561	1,359,550	5,073,595	2,795,557	2,368,003	2,954,128
884	872	984	993	984	1,017	1,106
				358		
				202,090		
				564		
2,063	219	139	177	1,450		691
661,608	106,628	67,409	160,342	705,701		234,118
321	487	485	906	487		339
37	12	7	118	124	69	11
27,594	11,837	5,368	150,255	119,585	61,830	8,608
746	986	767	1,273	964	896	783
2,714	3,829	4,445	7,000	4,297	4,220	3,335
3,864,203	5,130,123	5,458,873	7,625,666	4,641,469	4,599,986	3,849,580
1,424	1,340	1,228	1,089	1,080	1,090	1,154
788	163	4,033	3,228	2,866	4,589	3,909
504,339	133,747	1,857,950	1,618,521	2,078,541	2,833,716	1,621,611
640	821	461	501	725	618	415
			215	289	652	4,936
			119,253	97,882	323,093	1,905,617
			555	339	496	386
	29	14				
	47,509	18,144				
	1,638	1,296				
	10	96	2	4	309	1,464
	10,908	78,163	2,160	5,054	184,054	559,935
	1,091	814	1,080	1,264	596	382
986	1,195	1,377	1,876	1,275	770	1,316
695,427	773,446	1,090,520	1,872,939	1,531,266	975,271	1,482,873
705	647	792	998	1,201	1,267	1,127
2,106	3,198	5,058	6,755	5,076	4,651	5,299
3,438,105	4,286,753	5,494,710	7,141,613	5,136,729	5,348,225	6,895,346
1,633	1,340	1,086	1,057	1,012	1,150	1,301
158	1,575	2,080	2,657	3,439	3,286	3,558
376,955	1,943,065	1,969,647	2,353,390	2,826,226	3,276,398	3,847,263
2,386	1,234	947	886	822	997	1,081
134	488	1,186	632	4	28	25
215,416	589,502	1,090,126	495,962	6,399	44,885	30,736
1,608	1,208	919	785	1,600	1,603	1,229
420	413	182	183	141	49	61
552,150	388,726	187,418	186,829	205,814	71,151	94,208
1,315	941	1,030	1,021	1,460	1,452	1,544
90	73	178	153	25		
198,774	89,889	306,098	225,137	53,255		
2,209	1,231	1,720	1,471	2,130		
544	118	206	204	116	157	196
444,175	161,199	199,914	225,612	177,540	189,485	272,419
816	1,366	970	1,106	1,531	1,207	1,390
		28				
		75,935				
		2,712				
217	307	970	2,296	1,023	896	991
435,518	595,945	1,159,797	2,153,777	1,093,876	1,274,072	1,660,752
2,007	1,941	1,196	938	1,069	1,422	1,676
113		27	175	11	48	435
347,004		36,051	378,329	28,264	66,615	907,413
3,071		1,335	2,162	2,569	1,388	2,086

(1)鮮魚

品目別・出荷地	計	4月	5月	6月	7月	8月
ひらめ	117			23	53	40
東京	268,888			50,328	131,112	87,448
	2,298			2,188	2,474	2,186
新潟	147	52	39	42	10	
	120,820	53,050	23,825	29,873	6,426	
	822	1,020	611	711	643	
石川	126					
	221,690					
	1,759					
静岡	2,415	96	147	114	127	319
	5,252,849	187,628	293,435	222,846	236,866	644,380
	2,175	1,954	1,996	1,955	1,865	2,020
愛媛	22					
	128,542					
	5,843					
福岡	118	10		15	18	
	231,886	25,088		7,560	7,776	
	1,965	2,509		504	432	
鹿児島	7					
	15,336					
	2,191					
かれい類	408,758	41,750	35,346	30,713	9,484	3,545
合計	257,012,031	20,977,278	14,983,346	12,793,636	6,203,090	2,972,295
平均単価	629	502	424	417	654	838
福島	137,196	11,889	11,072	12,336	1,768	227
	68,682,298	5,331,246	3,693,136	4,289,659	811,537	245,635
	501	448	334	348	459	1,082
北海道	93,446	3,581	4,336	5,036	1,665	421
	83,558,817	2,173,014	2,139,402	2,204,307	1,103,721	396,165
	894	607	493	438	663	941
青森	28,359	5,991	2,252	1,764	1,641	325
	16,503,830	2,410,020	659,460	603,762	1,053,931	314,951
	582	402	293	342	642	969
岩手	3,484	1,595	103	122	10	
	2,052,988	677,927	42,043	65,345	4,147	
	589	425	408	536	415	
宮城	85,847	11,044	12,649	7,571	4,107	2,308
	54,449,731	6,656,629	6,449,765	4,017,622	2,955,575	1,666,720
	634	603	510	531	720	722
秋田	2,228	276	182	327		
	1,384,604	181,957	104,386	163,863		
	621	659	574	501		
山形	276	106		38		
	137,668	54,627		24,192		
	499	515		637		
茨城	47,912	6,191	4,722	3,456	63	
	24,015,998	2,691,031	1,888,890	1,391,487	40,208	
	501	435	400	403	638	
千葉	7,084	543		47	230	26
	3,665,192	246,874		31,563	233,971	45,085
	517	455		672	1,017	1,734
東京	336					
	501,563					
	1,493					
新潟	1,305	4				
	759,708	1,296				
	582	324				
石川	3					
	1,836					
	612					
福井	21					
	6,804					
	324					
愛知	147	18	22	16		
	60,836	12,938	3,672	1,836		
	414	719	167	115		

上段：数量=kg
 单位 中断：金額=円
 下段：単価=円

9月	10月	11月	12月	1月	2月	3月
	1 0 0					
						4 7,646 1,912
126 221,690 1,759						
304 646,423 2,126	223 518,427 2,325	201 469,724 2,337	437 1,016,726 2,327	306 707,328 2,312	141 309,066 2,192	
			18 105,851 5,881	4 22,691 5,673		
					46 116,553 2,534	29 74,909 2,583
				7 15,336 2,191		
21,775 11,145,996 512	30,807 16,213,106 526	46,007 33,033,684 718	73,353 54,674,239 745	38,892 30,329,682 780	32,646 24,663,540 755	44,440 29,022,139 653
9,434 3,709,673 393	12,801 5,206,394 407	12,902 6,634,174 514	17,772 10,539,594 593	15,332 9,059,206 591	13,828 9,108,417 659	17,835 10,053,627 564
1,788 2,203,492 1,232	2,367 3,284,509 1,388	16,638 16,864,280 1,014	37,874 32,678,012 863	13,389 14,571,505 1,088	3,563 4,089,461 1,148	2,788 1,850,949 664
575 394,195 686	435 170,985 393	1,587 992,600 625	1,239 522,699 422	1,506 1,052,456 699	4,186 3,963,315 947	6,858 4,365,456 637
		14 3,353 240	3 1,102 367	289 271,652 940	203 227,557 1,121	1,145 759,862 664
2,936 1,483,764 505	8,948 4,584,341 512	6,197 3,451,917 557	9,218 6,579,244 714	4,102 3,027,883 738	6,379 4,651,190 729	10,388 8,925,081 859
1,054 730,741 693	250 166,202 665		139 37,455 269			
78 44,107 565	29 4,763 164				17 7,257 427	8 2,722 340
4,496 1,903,482 423	4,561 2,095,691 459	6,404 3,674,639 574	5,180 2,976,538 575	3,257 1,924,462 591	4,182 2,370,085 567	5,400 3,059,485 567
1,006 480,522 478	775 314,917 406	1,565 794,436 508	1,619 876,005 541	1,011 419,926 415	269 233,784 869	-7 -11,891 1,699
		27 37,973 1,406	309 463,590 1,500			
362 184,896 511	470 229,622 489	469 343,894 733				
3 1,836 612						
21 6,804 324						
22 2,484 113	13 4,212 324	6 3,780 630		6 2,592 432	19 12,474 657	25 16,848 674

(1)鮮魚

品目別・出荷地	計	4月	5月	6月	7月	8月
かれい類	263					
鳥取	299,155					
	1,137					
島根	851	512	8			238
	931,003	539,719	2,592			303,739
	1,094	1,054	324			1,276
たら類	59,224	4,606	2,187	1,195	1,765	1,212
合計	40,743,345	2,741,408	1,262,100	933,817	1,678,463	1,098,952
平均単価	688	595	577	781	951	907
福島	3,994	382	51	92		
	1,172,844	64,584	22,140	46,062		
	294	169	434	501		
北海道	12,911	1,184	552	98	619	208
	14,040,867	783,130	310,457	71,107	649,706	248,378
	1,088	661	562	726	1,050	1,194
青森	22,974	914	220	120	734	496
	11,678,928	918,497	255,960	121,230	508,302	348,181
	508	1,005	1,163	1,010	693	702
岩手	1,118	185	32	15		
	357,608	24,321	5,443	1,620		
	320	131	170	108		
宮城	11,301	556	381	517	171	378
	9,735,409	522,720	254,950	383,130	148,716	333,072
	861	940	669	741	870	881
山形	222					
	74,736					
	337					
茨城	4,813	1,250	761	159		
	1,040,039	228,518	169,898	47,002		
	216	183	223	296		
静岡	1,589	126	179	194	241	130
	2,444,421	192,834	233,489	263,666	371,739	169,321
	1,538	1,530	1,304	1,359	1,542	1,302
愛知	9					
	1,944					
	216					
長崎	273					
	179,982					
	659					
鹿児島	20	9	11			
	16,567	6,804	9,763			
	828	756	888			
めぬけ類	4,661	535	552	550	533	900
合計	7,640,074	881,120	863,277	976,498	851,241	908,312
平均単価	1,639	1,647	1,564	1,775	1,597	1,009
北海道	641				56	519
	350,077				27,837	275,022
	546				497	530
青森	182	33	34	21	26	18
	452,046	77,501	75,687	45,144	63,558	39,582
	2,484	2,349	2,226	2,150	2,445	2,199
宮城	2,355	345	273	276	375	333
	3,535,920	470,232	410,832	414,720	563,112	503,496
	1,501	1,363	1,505	1,503	1,502	1,512
千葉	555	3	31	157	43	
	1,514,852	12,701	62,014	370,247	137,290	
	2,729	4,234	2,000	2,358	3,193	
東京	666	134	186	51	26	2
	1,269,827	282,777	278,586	80,983	49,054	4,752
	1,907	2,110	1,498	1,588	1,887	2,376
静岡	262	20	28	45	7	28
	517,352	37,909	36,158	65,404	10,390	85,460
	1,975	1,895	1,291	1,453	1,484	3,052
きちじ	66,006	8,064	7,729	6,395	3,032	2,817
合計	136,549,551	15,453,903	13,461,179	10,171,494	6,450,365	6,111,817
平均単価	2,069	1,916	1,742	1,591	2,127	2,170

上段：数量=kg
 单位 中断：金額=円
 下段：単価=円

9月	10月	11月	12月	1月	2月	3月
	78	185				
	85,050	214,105				
	1,090	1,157				
	80	13				
	66,420	18,533				
	830	1,426				
2,554	5,533	6,991	10,046	8,518	7,936	6,681
1,859,015	3,670,911	5,007,531	7,362,883	6,504,091	5,226,739	3,397,435
728	663	716	733	764	659	509
	95	100	263	197	1,510	1,304
	41,919	32,827	105,920	66,711	471,257	321,424
	441	328	403	339	312	246
269	965	1,457	2,470	1,042	2,621	1,426
272,419	1,477,635	1,976,047	2,907,014	1,205,928	2,778,516	1,360,530
1,013	1,531	1,356	1,177	1,157	1,060	954
1,857	3,863	3,517	4,145	3,223	2,250	1,635
1,029,748	1,445,901	1,599,372	2,084,603	1,564,317	956,853	845,964
555	374	455	503	485	425	517
	16		190	187	396	97
	3,240		68,040	86,399	146,687	21,858
	203		358	462	370	225
175	464	1,510	2,258	3,760	660	471
151,200	492,285	1,255,716	1,811,820	3,390,189	629,677	361,934
864	1,061	832	802	902	954	768
			222			
			74,736			
			337			
		407	402		348	1,486
		143,569	144,483		69,222	237,347
		353	359		199	160
253	121		96	109	72	68
405,648	207,987		166,267	190,547	124,037	118,886
1,603	1,719		1,732	1,748	1,723	1,748
	9					
	1,944					
	216					
					79	194
					50,490	129,492
					639	667
272	356	234	309	20	171	229
423,036	573,060	346,000	774,727	42,929	428,555	571,319
1,555	1,610	1,479	2,507	2,146	2,506	2,495
		66				
		47,218				
		715				
			43		3	4
			123,444		13,900	13,230
			2,871		4,633	3,308
252	315	147	24	12	3	
379,080	469,800	250,776	46,008	22,032	5,832	
1,504	1,491	1,706	1,917	1,836	1,944	
	2		139	8	85	87
	4,277		409,104	20,897	266,166	232,156
	2,139		2,943	2,612	3,131	2,668
20	24	17	35		80	91
43,956	57,716	36,342	83,290		142,657	209,714
2,198	2,405	2,138	2,380		1,783	2,305
	15	4	68			47
	41,267	11,664	112,881			116,219
	2,751	2,916	1,660			2,473
3,751	3,832	6,847	6,619	2,899	3,609	10,412
8,548,291	9,618,502	16,053,211	17,684,757	6,255,921	7,965,533	18,774,578
2,279	2,510	2,345	2,672	2,158	2,207	1,803

(1)鮮魚

品目別・出荷地	計	4月	5月	6月	7月	8月
きちじ 福島	1,755 3,041,042 1,733	99 122,364 1,236	275 330,718 1,203	478 716,871 1,500	81 149,040 1,840	
北海道	27,066 70,352,679 2,599	2,538 6,230,758 2,455	1,444 3,103,370 2,149	714 1,999,415 2,800	557 2,676,467 4,805	847 3,593,419 4,243
青森	7,955 12,088,018 1,520	1,292 1,856,768 1,437	2,330 3,399,073 1,459	1,139 1,374,948 1,207	391 857,606 2,193	491 518,238 1,055
岩手	12,115 22,311,960 1,842	2,255 3,995,308 1,772	1,329 2,293,823 1,726	2,569 3,651,868 1,422	613 937,008 1,529	
宮城	14,511 22,644,802 1,561	1,805 3,128,144 1,733	1,964 3,403,576 1,733	1,240 1,962,112 1,582	1,321 1,699,488 1,287	1,396 1,663,416 1,192
茨城	714 1,107,674 1,551	35 29,646 847	60 90,590 1,510	92 105,333 1,145		
千葉	1,546 3,939,500 2,548	40 90,915 2,273	248 443,021 1,786	94 164,927 1,755	69 130,756 1,895	38 84,024 2,211
東京	196 855,468 4,365		79 397,008 5,025	69 196,020 2,841		45 252,720 5,616
静岡	148 208,408 1,408					
はたはた 合計 平均単価	3,901 1,468,679 376				3 1,814 605	9 4,860 540
福島	98 30,348 310					
北海道	258 149,558 580				3 1,814 605	9 4,860 540
青森	2,103 787,924 375					
秋田	134 92,886 693					
山形	650 243,803 375					
鳥取	658 164,160 249					
いしもち 合計 平均単価	9,661 3,068,420 318	400 112,142 280	1,296 420,229 324	1,095 364,311 333	915 439,787 481	912 347,383 381
福島	2,051 595,264 290	34 12,636 372	33 21,212 643			
宮城	4,706 1,690,916 359		958 288,198 301	1,039 344,412 331	857 413,208 482	858 324,379 378
山形	2 643 322					
茨城	2,517 657,548 261	348 92,270 265	281 100,127 356	56 19,899 355		
千葉	60 26,730 446	10 3,780 378			50 22,950 459	

上段：数量=kg
 单位 中断：金額=円
 下段：単価=円

9月	10月	11月	12月	1月	2月	3月
63	84		181	266	184	44
106,380	181,116		322,920	545,454	295,790	270,389
1,689	2,156		1,784	2,051	1,608	6,145
2,337	2,156	3,554	3,405	1,534	1,143	6,837
6,456,024	7,181,545	10,388,369	10,509,367	4,069,418	3,332,723	10,811,804
2,763	3,331	2,923	3,086	2,653	2,916	1,581
113	149	898	290	384	167	311
229,284	321,236	1,771,761	467,100	548,532	280,422	463,050
2,029	2,156	1,973	1,611	1,428	1,679	1,489
	278	1,203	988	71	1,345	1,464
	437,292	2,359,103	2,523,809	199,022	2,995,725	2,919,002
	1,573	1,961	2,554	2,803	2,227	1,994
957	990	1,034	894	590	698	1,622
1,292,112	1,193,184	1,269,648	1,241,622	758,592	923,616	4,109,292
1,350	1,205	1,228	1,389	1,286	1,323	2,533
131	135	94	11	15	12	129
258,351	228,313	147,809	13,165	17,896	22,550	194,021
1,972	1,691	1,572	1,197	1,193	1,879	1,504
58	40	61	850	39	4	5
104,663	75,816	106,801	2,606,774	117,007	7,776	7,020
1,805	1,895	1,751	3,067	3,000	1,944	1,404
		3				
		9,720				
		3,240				
92					56	
101,477					106,931	
1,103					1,909	
317		402	182	1,232	1,380	376
159,462		192,310	76,896	482,760	432,248	118,329
503		478	423	392	313	315
98						
30,348						
310						
219		27				
129,114		13,770				
590		510				
			171	1,116	660	156
			64,800	442,368	234,230	46,526
			379	396	355	298
		123	11			
		80,790	12,096			
		657	1,100			
		252		116	132	150
		97,750		40,392	45,738	59,923
		388		348	347	399
					588	70
					152,280	11,880
					259	170
806	717	913	994	1,022	283	308
251,523	197,547	198,888	259,893	289,440	100,996	86,281
312	276	218	261	283	357	280
	56	428	432	659	228	181
	25,909	114,172	112,374	162,038	81,027	65,896
	463	267	260	246	355	364
541	337	8	76	17		15
201,778	95,645	1,264	10,195	5,573		6,264
373	284	158	134	328		418
						2
						643
						322
62	296	477	486	346	55	110
1,512	67,688	83,452	137,324	121,829	19,969	13,478
24	229	175	283	352	363	123

(1)鮮魚

品目別・出荷地	計	4月	5月	6月	7月	8月
いしもち	12					12
東京	2,592					2,592
	216					216
石川	39					
	14,731					
	378					
宮崎	55	8	4		8	
	18,890	3,456	1,264		3,629	
	343	432	316		454	
鹿児島	219		20			42
	61,106		9,428			20,412
	279		471			486
ほうぼう類	12,183	1,288	1,432	1,284	64	39
合計	5,137,266	785,601	538,228	291,589	51,153	42,087
平均単価	422	610	376	227	799	1,079
福島	3,789	22	12	70	3	
	1,788,989	19,381	9,795	44,696	2,916	
	472	881	816	639	972	
北海道	56		3			
	20,574		540			
	367		180			
青森	10	5			3	
	2,662	1,701			486	
	266	340			162	
岩手	12		12			
	2,592		2,592			
	216		216			
宮城	1,045	14	665	58	41	20
	274,399	2,236	120,290	24,570	24,499	13,132
	263	160	181	424	598	657
山形	44	4				
	29,645	3,175				
	674	794				
茨城	6,047	742	512	1,156	2	
	1,841,781	187,814	164,063	222,323	2,160	
	305	253	320	192	1,080	
千葉	280	122	58			
	258,947	113,548	67,672			
	925	931	1,167			
東京	26					
	33,210					
	1,277					
富山	165					
	34,452					
	209					
広島	55				15	19
	88,085				21,092	28,955
	1,602				1,406	1,524
山口	78	31	22			
	76,444	33,048	19,322			
	980	1,066	878			
福岡	523	348	145			
	622,554	424,698	152,388			
	1,190	1,220	1,051			
長崎	47					
	60,394					
	1,285					
宮崎	6		3			
	2,538		1,566			
	423		522			
すずき	34,911	5,230	3,520	2,844	2,899	3,106
合計	25,103,254	2,240,878	2,016,688	2,800,644	3,237,531	3,932,771
平均単価	719	428	573	985	1,117	1,266
福島	433	147	33	23	11	9
	306,680	53,056	17,037	36,251	16,049	972
	708	361	516	1,576	1,459	108

単位 上段：数量=kg
 中断：金額=円
 下段：単価=円

9月	10月	11月	12月	1月	2月	3月
39						
14,731						
378						
7	28					
2,236	8,305					
319	297					
157						
31,266						
199						
768	673	1,341	1,034	640	1,572	2,048
337,781	261,261	445,472	463,968	434,553	580,894	904,679
440	388	332	449	679	370	442
396	123	148	141	305	1,199	1,370
168,890	124,427	133,736	168,453	280,834	397,116	438,745
426	1,012	904	1,195	921	331	320
				53		
				20,034		
				378		
				2		
				475		
				238		
117	59	9	45	15		2
54,195	17,306	1,409	10,482	5,416		864
463	293	157	233	361		432
15						25
2,430						24,040
162						962
191	488	1,153	844	201	357	401
38,340	113,998	300,121	281,577	101,312	176,866	253,207
201	234	260	334	504	495	631
17		27	4	12	16	24
28,436		7,128	3,456	9,936	6,912	21,859
1,673		264	864	828	432	911
						26
						33,210
						1,277
				42		123
				7,560		26,892
				180		219
17	3	1				
30,402	5,530	2,106				
1,788	1,843	2,106				
15				10		
15,088				8,986		
1,006				899		
						30
						45,468
						1,516
						47
						60,394
						1,285
		3				
		972				
		324				
2,788	2,440	2,631	3,613	2,443	1,267	2,130
2,699,977	1,996,262	1,483,859	1,510,375	1,227,868	667,101	1,289,300
968	818	564	418	503	527	605
	133	15	30		28	4
	136,060	15,660	23,652		7,479	464
	1,023	1,044	788		267	116

(1)鮮魚

品目別・出荷地	計	4月	5月	6月	7月	8月
すずき	5					
北海道	23,328					
	4,666					
青森	123	7	28			
	86,491	2,759	10,778			
	703	394	385			
宮城	4,006	243	407	88	71	61
	2,104,735	154,991	160,891	99,598	128,713	168,717
	525	638	395	1,132	1,813	2,766
秋田	17					17
	13,672					13,672
	804					804
山形	27					
	3,958					
	147					
茨城	2,294	709	11	18	3	8
	877,468	216,541	6,593	11,340	6,026	14,288
	383	305	599	630	2,009	1,786
千葉	25,746	4,101	2,759	2,308	2,513	2,585
	19,450,999	1,774,813	1,544,391	2,259,028	2,796,827	3,301,943
	755	433	560	979	1,113	1,277
東京	65					38
	84,132					59,551
	1,294					1,567
山口	6					
	9,850					
	1,642					
愛媛	1,968		269	407	301	388
	1,923,079		261,079	394,427	289,916	373,628
	977		971	969	963	963
福岡	126	23	13			
	122,234	38,718	15,919			
	970	1,683	1,225			
大分	7					
	14,429					
	2,061					
宮崎	19					
	37,228					
	1,959					
鹿児島	69					
	44,971					
	652					
あんこう	115,030	5,466	7,905	5,453	837	941
合計	98,870,785	3,764,675	3,819,138	2,576,735	1,275,330	2,401,088
平均単価	860	689	483	473	1,524	2,552
福島	22,690	1,223	1,424	1,083	168	
	12,511,458	587,248	423,185	310,938	41,937	
	551	480	297	287	250	
北海道	10,663					
	8,555,936					
	802					
青森	26,176	2,749	4,835	3,612	163	114
	17,388,215	857,320	1,317,319	911,720	42,142	49,270
	664	312	272	252	259	432
岩手	974	82	153	244	124	34
	434,623	33,738	34,892	56,176	28,658	9,757
	446	411	228	230	231	287
宮城	15,344	436	938	30	13	10
	12,579,754	223,700	447,843	11,340	8,775	4,617
	820	513	477	378	675	462
秋田	20	20				
	6,415	6,415				
	321	321				
山形	94					
	54,432					
	579					

上段：数量=kg
 单位 中断：金額=円
 下段：単価=円

9月	10月	11月	12月	1月	2月	3月
	5 23,328 4,666					
		23 12,420 540	5 1,296 259			60 59,238 987
30 36,136 1,205	811 426,248 526	1,181 511,930 433	541 150,298 278	459 182,832 398		114 84,381 740
25 3,240 130						2 718 359
7 8,996 1,285	5 3,888 778	96 56,971 593	629 243,096 386	210 58,227 277	203 72,814 359	395 178,688 452
2,415 2,356,738 976	1,326 1,251,864 944	1,289 862,297 669	2,329 1,011,076 434	1,771 980,588 554	1,023 572,692 560	1,327 738,742 557
		27 24,581 910				
			6 9,850 1,642			
311 294,867 948	154 149,690 972					138 159,472 1,156
						90 67,597 751
				3 6,221 2,074	4 8,208 2,052	
	6 5,184 864		4 26,136 6,534		9 5,908 656	
			69 44,971 652			
3,769 2,995,627 795	5,944 5,892,091 991	11,875 12,420,888 1,046	23,178 22,602,376 975	19,744 17,244,865 873	15,383 14,101,199 917	14,535 9,776,773 673
1,103 456,357 414	311 241,866 778	399 417,038 1,045	1,031 973,686 944	2,911 1,964,347 675	5,056 3,514,352 695	7,981 3,580,504 449
7 3,780 540	20 15,044 752	886 981,962 1,108	2,802 2,441,619 871	4,058 2,752,665 678	2,665 2,234,323 838	225 126,543 562
301 162,184 539	1,090 1,151,820 1,057	3,135 3,484,643 1,112	5,098 5,115,524 1,003	2,173 2,081,167 958	1,216 1,166,573 959	1,690 1,048,533 620
2 1,242 621		15 11,988 799	107 88,072 823	42 54,313 1,293	39 31,590 810	132 84,197 638
588 278,866 474	2,190 1,414,474 646	1,892 1,861,560 984	3,137 2,922,314 932	2,261 2,195,287 971	2,510 2,348,369 936	1,339 862,609 644
22 9,504 432	72 44,928 624					

(1)鮮魚

品目別・出荷地	計	4月	5月	6月	7月	8月
あんこう	10,542	732	516	419	369	711
茨城	27,548,607	1,912,388	1,582,826	1,272,888	1,153,818	2,226,852
	2,613	2,613	3,067	3,038	3,127	3,132
千葉	7,388	109				
	5,263,671	50,511				
	712	463				
東京	1,420					
	719,756					
	507					
神奈川	2,297					60
	1,195,112					90,720
	520					1,512
新潟	144	13	33	65		
	40,695	4,239	8,861	13,673		
	283	326	269	210		
静岡	97					
	121,522					
	1,253					
愛知	2					
	5,184					
	2,592					
京都	220					
	685,800					
	3,117					
兵庫	15,133					
	9,959,260					
	658					
鳥取	82					
	70,956					
	865					
島根	1,694	84	6			12
	1,700,704	67,343	4,212			19,872
	1,004	802	702			1,656
山口	44	12				
	20,909	13,997				
	475	1,166				
福岡	6	6				
	7,776	7,776				
	1,296	1,296				
しらうお	1,687	107	91	42		6
合計	4,110,966	323,352	270,270	142,776		12,312
平均単価	2,437	3,022	2,970	3,399		2,052
福島	382	8				
	1,112,616	26,460				
	2,913	3,308				
北海道	0		0			
	13,500		13,500			
	0		0			
青森	1,120	37	91	42		6
	2,540,538	90,720	256,770	142,776		12,312
	2,268	2,452	2,822	3,399		2,052
宮城	80	8				
	122,364	25,920				
	1,530	3,240				
茨城	105	54				
	321,948	180,252				
	3,066	3,338				
このしろ	3,261	392	158	265	319	349
合計	4,325,515	520,073	314,755	361,992	466,473	493,300
平均単価	1,326	1,327	1,992	1,366	1,462	1,413
福島	161	29	10	10	20	20
	334,368	75,816	25,272	25,272	50,544	50,544
	2,077	2,614	2,527	2,527	2,527	2,527
宮城	9					
	7,776					
	864					

上段：数量=kg
 单位 中断：金額=円
 下段：単価=円

9月	10月	11月	12月	1月	2月	3月
537 1,311,159 2,442	874 1,970,731 2,255	1,012 2,468,577 2,439	1,676 4,866,521 2,904	1,429 3,526,031 2,467	1,019 2,530,065 2,483	1,248 2,726,751 2,185
512 400,680 783	413 336,992 816	1,236 873,180 706	1,761 1,292,998 734	1,085 823,024 759	1,117 804,795 720	1,155 681,491 590
196 71,064 363	246 155,682 633	319 197,240 618	295 129,946 440	226 105,128 465	66 27,648 419	72 33,048 459
276 144,504 524	86 29,376 342	766 361,692 472	803 361,487 450	278 189,189 681	28 18,144 648	
7 1,134 162			8 4,493 562			18 8,295 461
12 7,517 626		25 26,568 1,063		10 18,900 1,890	50 68,537 1,371	
				2 5,184 2,592		
10 27,000 2,700	20 54,000 2,700	40 122,040 3,051	30 93,960 3,132	40 131,760 3,294	60 194,400 3,240	20 62,640 3,132
166 102,816 619	445 302,347 679	1,856 1,284,493 692	6,076 3,950,787 650	4,928 3,105,870 630	1,382 998,027 722	280 214,920 768
30 17,820 594		52 53,136 1,022				
	177 174,831 988	210 269,859 1,285	354 360,969 1,020	301 292,000 970	175 164,376 939	375 347,242 926
0 0 0		32 6,912 216				
189 435,132 2,302	252 502,632 1,995	178 344,520 1,936	123 226,530 1,842	105 272,484 2,595	337 825,282 2,449	257 755,676 2,940
			8 19,440 2,430	15 49,680 3,312	180 503,064 2,795	171 513,972 3,006
189 435,132 2,302	252 502,632 1,995	178 344,520 1,936	115 207,090 1,801	90 222,804 2,476	69 183,654 2,662	51 142,128 2,787
					60 64,044 1,067	12 32,400 2,700
					28 74,520 2,661	23 67,176 2,921
260 382,752 1,472	270 329,833 1,222	254 267,624 1,054	304 337,284 1,109	309 275,238 891	128 131,652 1,029	253 444,539 1,757
20 50,544 2,527	20 26,352 1,318	10 25,272 2,527		10 2,160 216	12 2,592 216	
		9 7,776 864				

(1)鮮魚

品目別・出荷地	計	4月	5月	6月	7月	8月
このしろ	5					
茨城	2,182					
	436					
千葉	718	102	18	72	173	107
	412,128	33,048	9,720	23,976	123,336	63,288
	574	324	540	333	713	591
神奈川	75					
	44,820					
	598					
新潟	5	5				
	1,458	1,458				
	292	292				
静岡	134					
	36,450					
	272					
愛知	1,010	116	70	98	76	142
	2,137,791	248,831	163,123	189,732	192,153	295,228
	2,117	2,145	2,330	1,936	2,528	2,079
佐賀	1,144	140	60	85	50	80
	1,348,542	160,920	116,640	123,012	100,440	84,240
	1,179	1,149	1,944	1,447	2,009	1,053
どんこ	59,569	5,900	5,538	4,524	3,475	3,304
合計	23,207,108	2,128,919	1,495,623	1,147,400	1,149,263	1,321,094
平均単価	390	361	270	254	331	400
福島	767			15		
	194,626			8,100		
	254			540		
北海道	6,787	2,961	129	242	214	
	2,631,378	1,057,984	47,331	61,841	81,356	
	388	357	367	256	380	
青森	40,591	2,601	4,315	3,056	2,473	2,796
	16,749,211	975,826	1,207,684	789,742	827,059	1,171,023
	413	375	280	258	334	419
岩手	3,836	28	700	907	227	35
	1,509,953	9,936	158,177	225,190	57,610	5,897
	394	355	226	248	254	168
宮城	2,449		114		527	473
	788,157		32,400		174,717	144,174
	322		284		332	305
茨城	4,759	213	251	283	34	
	1,236,103	61,533	43,065	60,313	8,521	
	260	289	172	213	251	
千葉	378	97	29	21		
	96,546	23,640	6,966	2,214		
	255	244	240	105		
静岡	2					
	1,134					
	567					
えび類	10,451	1,054	761	728	727	664
合計	41,266,906	4,078,011	2,906,126	2,860,590	2,970,202	2,807,395
平均単価	3,949	3,869	3,819	3,929	4,086	4,228
福島	61			17	12	
	183,222			89,262	50,544	
	3,004			5,251	4,212	
北海道	1,842	312	168	200	131	89
	3,546,817	702,270	286,717	304,362	256,271	209,811
	1,926	2,251	1,707	1,522	1,956	2,357
宮城	91		8		5	16
	63,412		20,520		1,458	5,865
	697		2,565		292	367
山形	40					
	61,820					
	1,546					
茨城	737			32	54	59
	1,507,637			113,519	223,517	139,752
	2,046			3,547	4,139	2,369

上段：数量=kg
 单位 中断：金額=円
 下段：単価=円

9月	10月	11月	12月	1月	2月	3月
						5
						2,182
						436
12	76	62	42	36		18
16,848	69,984	25,272	26,892	12,960		6,804
1,404	921	408	640	360		378
		25	50			
		16,740	28,080			
		670	562			
				100	34	
				26,190	10,260	
				262	302	
78	74	38	102	73	32	111
164,160	146,017	100,224	179,712	148,608	60,480	249,523
2,105	1,973	2,637	1,762	2,036	1,890	2,248
150	100	110	110	90	50	119
151,200	87,480	92,340	102,600	85,320	58,320	186,030
1,008	875	839	933	948	1,166	1,563
3,280	3,629	6,859	7,182	4,226	5,329	6,323
1,350,150	1,593,109	2,712,840	2,812,817	2,331,335	2,599,988	2,564,570
412	439	396	392	552	488	406
	23	145	25	18	169	372
	6,507	16,038	6,912	6,642	49,291	101,136
	283	111	276	369	292	272
77	113	360	175	1,011	39	1,466
21,438	39,473	136,879	55,647	556,730	16,783	555,916
278	349	380	318	551	430	379
2,905	3,148	5,032	5,031	1,962	3,914	3,358
1,282,240	1,452,364	2,232,953	2,090,594	1,070,772	2,081,874	1,567,080
441	461	444	416	546	532	467
34	5		465	899	305	231
7,560	1,296		212,004	547,724	184,119	100,440
222	259		456	609	604	435
5		85	518	264	173	290
2,376		15,930	180,830	124,956	45,814	66,960
475		187	349	473	265	231
251	340	1,237	839	25	701	585
34,808	93,469	311,040	235,985	9,450	211,523	166,396
139	275	251	281	378	302	284
8			127	47	28	21
1,728			29,711	15,061	10,584	6,642
216			234	320	378	316
			2			
			1,134			
			567			
1,166	1,092	851	1,242	667	488	1,011
3,745,149	3,719,829	3,663,630	5,806,360	2,965,468	2,193,930	3,550,216
3,212	3,406	4,305	4,675	4,446	4,496	3,512
31	1					
35,100	8,316					
1,132	8,316					
170	148	159	35	51	21	358
304,181	279,362	321,126	64,119	110,192	55,144	653,262
1,789	1,888	2,020	1,832	2,161	2,626	1,825
32	25		5			
10,935	15,692		8,942			
342	628		1,788			
27						13
29,506						32,314
1,093						2,486
249	287	6			50	
550,196	425,465	14,688			40,500	
2,210	1,482	2,448			810	

(1)鮮魚

品目別・出荷地	計	4月	5月	6月	7月	8月
えび類	1,042	43	13		41	49
千葉	5,081,111	159,084	84,240		244,717	281,599
	4,876	3,700	6,480		5,969	5,747
東京	978	129	95	51	50	50
	2,067,092	355,752	248,886	135,810	72,360	71,010
	2,114	2,758	2,620	2,663	1,447	1,420
富山	38	16	18			
	231,552	77,760	93,312			
	6,093	4,860	5,184			
石川	101					
	156,103					
	1,546					
静岡	383	107	70	40	4	4
	1,795,884	559,467	308,036	223,358	29,591	28,350
	4,689	5,229	4,401	5,584	7,398	7,088
愛知	2,223	191	170	166	241	205
	4,984,200	366,606	326,700	314,226	640,440	623,160
	2,242	1,919	1,922	1,893	2,657	3,040
兵庫	2,081	185	155	161	167	170
	16,627,329	1,428,408	1,144,800	1,257,876	1,319,652	1,312,956
	7,990	7,721	7,386	7,813	7,902	7,723
鳥取	136					
	436,027					
	3,206					
広島	12					
	16,524					
	1,377					
愛媛	26	6	6	8		
	52,231	12,054	12,053	16,070		
	2,009	2,009	2,009	2,009		
福岡	239	25	16	24	22	22
	1,461,343	135,810	81,702	173,367	131,652	134,892
	6,114	5,432	5,106	7,224	5,984	6,131
長崎	10					
	62,078					
	6,208					
鹿児島	53	2	10	12		
	173,556	17,820	11,880	12,960		
	3,275	8,910	1,188	1,080		
沖縄	358	38	32	17		
	2,758,968	262,980	287,280	219,780		
	7,707	6,921	8,978	12,928		
かに類	38,781	3,296	2,497	2,880	5,412	4,084
合 計	71,559,309	6,714,982	5,540,462	4,598,922	7,436,168	5,843,906
平均単価	1,845	2,037	2,219	1,597	1,374	1,431
福島	8,800	315	565	1,427	2,057	363
	6,235,908	356,983	413,856	953,361	1,111,340	224,910
	709	1,133	732	668	540	620
北海道	14,232	2,095	1,369	815	1,663	1,149
	34,314,427	4,048,484	3,564,712	1,980,752	3,669,777	2,388,204
	2,411	1,932	2,604	2,430	2,207	2,079
青森	4,342	190	204	334	627	829
	4,437,418	260,118	305,370	460,944	734,071	832,426
	1,022	1,369	1,497	1,380	1,171	1,004
岩手	153				56	65
	106,380				46,592	42,120
	695				832	648
宮城	5,549	401	142	43	647	1,432
	3,513,188	521,521	171,794	42,973	425,038	870,814
	633	1,301	1,210	999	657	608
秋田	79					
	194,594					
	2,463					
山形	35					
	133,758					
	3,822					

上段：数量=kg
 单位 中断：金額=円
 下段：単価=円

9月	10月	11月	12月	1月	2月	3月
150 676,857 4,512	124 478,893 3,862	71 434,916 6,126	263 1,372,743 5,220	243 1,126,332 4,635	18 68,062 3,781	27 153,668 5,691
40 57,510 1,438	55 106,806 1,942	101 240,397 2,380	168 468,709 2,790	76 100,926 1,328	55 86,940 1,581	108 121,986 1,130
						4 60,480 15,120
101 156,103 1,546						
		72 247,644 3,440	76 318,276 4,188	1 11,200 11,200	6 57,650 9,608	3 12,312 4,104
188 608,904 3,239	201 399,816 1,989	165 359,100 2,176	260 506,142 1,947	118 227,340 1,927	147 283,446 1,928	171 328,320 1,920
142 1,095,660 7,716	183 1,503,576 8,216	187 1,529,577 8,180	254 2,064,312 8,127	100 961,632 9,616	133 1,303,128 9,798	244 1,705,752 6,991
		35 110,998 3,171	50 160,960 3,219	15 48,793 3,253	23 73,286 3,186	13 41,990 3,230
			12 16,524 1,377			
6 12,054 2,009						
20 121,743 6,087	19 105,543 5,555	22 137,884 6,267	46 280,557 6,099	8 44,685 5,586	8 54,594 6,824	7 58,914 8,416
						10 62,078 6,208
	2 10,800 5,400		6 12,096 2,016	6 29,160 4,860	4 20,520 5,130	11 58,320 5,302
10 86,400 8,640	47 385,560 8,203	33 267,300 8,100	67 532,980 7,955	49 305,208 6,229	23 150,660 6,550	42 260,820 6,210
4,192 4,915,302 1,173	3,176 4,502,796 1,418	2,177 4,940,328 2,269	5,148 14,593,812 2,835	1,268 2,594,129 2,046	2,490 5,108,745 2,052	2,161 4,769,757 2,207
1,608 1,024,563 637	716 350,876 490	396 233,830 590	663 848,977 1,281	17 18,695 1,100	441 370,764 841	232 327,753 1,413
561 1,234,602 2,201	572 1,457,352 2,548	696 2,100,773 3,018	2,360 7,155,484 3,032	719 1,555,794 2,164	1,204 2,978,035 2,473	1,029 2,180,458 2,119
768 664,006 865	512 336,355 657	286 172,692 604	275 288,144 1,048	8 3,456 432	132 174,312 1,321	177 205,524 1,161
12 6,156 513	6 3,024 504	5 1,890 378		9 6,598 733		
857 385,716 450	779 306,073 393	325 142,256 438	147 65,578 446	123 54,434 443	319 166,946 523	334 360,045 1,078
	79 194,594 2,463					
	2 5,670 2,835	16 96,444 6,028	8 17,388 2,174			9 14,256 1,584

(1)鮮魚

品目別・出荷地	計	4月	5月	6月	7月	8月
かに類	574			2	84	
茨城	1,147,335			2,916	121,976	
	1,999			1,458	1,452	
千葉	1,155				5	
	3,099,643				12,150	
	2,684				2,430	
東京	3,212	264	153	134	248	210
	16,616,311	1,395,360	905,990	857,304	1,203,984	1,358,208
	5,173	5,285	5,922	6,398	4,855	6,468
新潟	19	3				
	16,740	2,916				
	881	972				
石川	18					
	9,720					
	540					
福井	1					
	29,160					
	29,160					
兵庫	74					
	243,789					
	3,294					
鳥取	507	28	64	118	25	36
	1,418,688	129,600	178,740	276,696	111,240	127,224
	2,798	4,629	2,793	2,345	4,450	3,534
大分	25			5		
	19,440			9,720		
	778			1,944		
宮崎	2			2		
	14,256			14,256		
	7,128			7,128		
鹿児島	4					
	8,554					
	2,139					
いか類	255,921	25,633	20,987	19,925	26,282	26,662
合計	196,543,809	19,213,413	16,268,027	14,749,318	17,701,068	19,196,093
平均単価	768	750	775	740	674	720
福島	15,299	1,249	935	1,216	204	408
	9,490,306	884,898	727,688	852,946	164,916	299,376
	620	708	778	701	808	734
北海道	12,033	1			1	
	9,129,888	1,512			9,504	
	759	1,512			9,504	
青森	107,258	8,844	6,313	9,028	17,685	18,420
	75,720,993	5,896,795	4,214,816	5,545,000	10,148,330	11,780,791
	706	667	668	614	574	640
岩手	741		60	4	213	204
	629,067		51,840	4,320	154,764	159,278
	849		864	1,080	727	781
宮城	54,550	4,975	7,592	5,604	3,840	4,052
	41,021,684	3,904,254	5,935,183	4,676,724	3,380,508	3,354,588
	752	785	782	835	880	828
秋田	150				150	
	86,508				86,508	
	577				577	
山形	440			50		130
	375,948			38,556		104,436
	854			771		803
茨城	45,904	5,524	3,253	2,710	2,787	2,475
	37,376,486	3,880,391	2,417,099	2,001,339	2,031,658	2,112,393
	814	702	743	739	729	853
千葉	3,982	2,365			536	276
	3,260,245	1,591,094			329,994	145,152
	819	673			616	526
東京	2,242	325	710	499	170	112
	2,786,672	453,082	629,425	607,889	137,744	216,336
	1,243	1,394	887	1,218	810	1,932

上段：数量=kg
 单位 中断：金額=円
 下段：単価=円

9月	10月	11月	12月	1月	2月	3月
172 426,007 2,477	129 117,921 914	4 4,514 1,129	79 208,764 2,643	25 50,544 2,022	9 25,272 2,808	70 189,421 2,706
	112 408,186 3,645	155 572,335 3,692	681 1,432,188 2,103	62 77,760 1,254	70 298,944 4,271	70 298,080 4,258
171 1,055,992 6,175	257 1,289,265 5,017	266 1,591,920 5,985	795 4,041,252 5,083	305 826,848 2,711	175 900,072 5,143	234 1,190,116 5,086
	6 4,320 720	4 5,400 1,350				6 4,104 684
18 9,720 540						
			1 29,160 29,160			
			74 243,789 3,294			
25 108,540 4,342	6 29,160 4,860		65 263,088 4,048		140 194,400 1,389	
		20 9,720 486				
		4 8,554 2,139				
22,269 15,443,813 694	16,044 13,194,987 822	24,439 20,228,580 828	23,307 18,429,381 791	19,161 15,551,788 812	15,930 12,635,658 793	15,282 13,931,683 912
3,594 1,276,749 355	708 413,009 583	465 357,674 769	1,746 995,761 570	1,301 866,430 666	2,106 1,466,440 696	1,367 1,184,419 866
39 25,920 665	24 21,600 900	8,392 6,202,656 739	1,736 1,454,760 838	1,499 1,161,216 775	265 193,104 729	76 59,616 784
11,591 8,242,668 711	6,209 5,654,880 911	8,428 7,395,084 877	10,556 9,007,848 853	4,642 3,770,606 812	1,701 1,521,072 894	3,841 2,543,103 662
95 42,120 443		74 70,675 955	17 5,562 327	74 140,508 1,899		
3,505 2,745,252 783	5,109 3,731,346 730	4,033 3,356,035 832	5,610 3,640,080 649	4,385 2,776,001 633	4,543 2,713,884 597	1,302 807,829 620
35 32,508 929	45 43,740 972			100 83,268 833	80 73,440 918	
2,979 2,299,376 772	3,374 2,528,066 749	2,534 2,044,458 807	3,146 2,701,506 859	6,237 5,537,192 888	6,014 5,076,272 844	4,871 4,746,736 974
			111 68,040 613	19 37,001 1,947	10 11,070 1,107	665 1,077,894 1,621
108 186,300 1,725	47 99,977 2,127	46 99,805 2,170	9 31,894 3,544	60 95,808 1,597	86 100,841 1,173	70 127,571 1,822

(1)鮮魚

品目別・出荷地	計	4月	5月	6月	7月	8月
いか類	129	42	43	27		
神奈川	338,850	118,336	100,332	71,820		
	2,627	2,818	2,333	2,660		
新潟	374 372,762 997					
富山	4,321 5,220,591 1,208	341 693,792 2,035	685 635,288 927	241 207,900 863	14 72,576 5,184	14 97,200 6,943
福井	4,134 4,021,488 973	1,491 1,181,844 793	1,065 998,892 938	172 180,360 1,049	100 153,576 1,536	232 342,360 1,476
静岡	58 140,000 2,414					
愛知	9 4,860 540					
兵庫	177 206,086 1,164	10 18,145 1,815		25 27,000 1,080	28 23,220 829	
鳥取	950 1,476,469 1,554	361 349,132 967	84 90,731 1,080		1 4,666 4,666	
島根	217 328,212 1,512		85 144,612 1,701	67 84,780 1,265		
山口	653 889,164 1,362		52 110,160 2,118	60 89,100 1,485	72 121,500 1,688	64 97,308 1,520
福岡	2,165 3,422,640 1,581	42 108,562 2,585	93 184,032 1,979	222 361,584 1,629	481 881,604 1,833	268 477,036 1,780
大分	78 144,353 1,851	18 43,902 2,439	10 17,237 1,724			7 9,839 1,406
鹿児島	12 12,863 1,072		7 10,692 1,527			
沖縄	45 87,674 1,948	45 87,674 1,948				
たこ類	158,631	13,132	12,044	13,698	15,418	15,328
合 計	208,542,627	15,546,958	13,602,986	17,376,619	19,210,259	21,534,305
平均単価	1,315	1,184	1,129	1,269	1,246	1,405
福島	115,327 164,919,160 1,430	9,744 12,500,809 1,283	8,095 10,846,708 1,340	11,448 15,507,355 1,355	12,401 15,961,912 1,287	11,823 17,710,379 1,498
北海道	13,302 15,801,260 1,188	1,002 1,163,635 1,161	729 852,973 1,170	716 828,252 1,157	1,227 1,380,780 1,125	1,469 1,684,196 1,146
青森	6,755 6,130,196 908	687 560,285 816	781 546,510 700	578 430,327 745	308 257,663 837	330 296,129 897
岩手	1,679 1,429,660 851	263 200,876 764	381 304,049 798	116 96,379 831	211 205,382 973	134 133,645 997
宮城	8,161 8,432,638 1,033	572 436,926 764	439 188,330 429	24 9,450 394	429 373,327 870	556 436,539 785
秋田	22 34,182 1,554	22 34,182 1,554				
茨城	8,998 5,539,847 616	792 582,745 736	1,569 796,916 508	746 400,668 537	426 420,887 988	339 302,238 892

上段：数量=kg
 单位 中断：金額=円
 下段：単価=円

9月	10月	11月	12月	1月	2月	3月
		5	12			
		13,910	34,452			
		2,782	2,871			
		150	140	84		
		175,068	120,582	77,112		
		1,167	861	918		
25	390	151	46	548	599	1,267
89,424	415,305	214,941	142,128	613,440	553,813	1,484,784
3,577	1,065	1,423	3,090	1,119	925	1,172
					42	1,032
					96,120	1,068,336
					2,289	1,035
				42		16
				106,369		33,631
				2,533		2,102
9						
4,860						
540						
				72	24	18
				86,961	25,920	24,840
				1,208	1,080	1,380
				66	312	126
				158,760	638,010	235,170
				2,405	2,045	1,866
25		25	15			
29,700		37,800	31,320			
1,188		1,512	2,088			
88	12					305
160,380	24,840					285,876
1,823	2,070					937
176	126	130	163		138	326
308,556	262,224	248,076	195,448		143,640	251,878
1,753	2,081	1,908	1,199		1,041	773
		6		27	10	
		12,398		38,945	22,032	
		2,066		1,442	2,203	
				5		
				2,171		
				434		
9,423	9,484	12,097	26,048	9,339	8,840	13,780
12,930,515	12,287,433	15,928,556	38,700,773	12,013,408	11,753,699	17,657,116
1,372	1,296	1,317	1,486	1,286	1,330	1,281
6,897	5,980	7,444	21,168	5,700	5,978	8,649
10,195,643	8,635,291	10,557,945	32,862,354	8,900,118	8,835,977	12,404,669
1,478	1,444	1,418	1,552	1,561	1,478	1,434
1,216	1,089	1,316	2,012	747	864	915
1,424,229	1,274,940	1,666,737	2,513,386	854,389	1,034,694	1,123,049
1,171	1,171	1,267	1,249	1,144	1,198	1,227
34	102	516	397	315	419	2,288
30,650	98,204	469,788	420,431	244,944	451,914	2,323,351
901	963	910	1,059	778	1,079	1,015
102	55	41	47	233	47	49
77,193	26,973	35,100	58,957	212,135	37,909	41,062
757	490	856	1,254	910	807	838
428	318	469	1,553	1,130	1,094	1,149
536,901	447,196	636,763	1,967,491	1,233,342	1,101,292	1,065,081
1,254	1,406	1,358	1,267	1,091	1,007	927
528	1,025	811	701	1,184	400	477
367,063	507,830	393,038	641,472	529,600	231,433	365,957
695	495	485	915	447	579	767

(1)鮮魚

品目別・出荷地	計	4月	5月	6月	7月	8月
たこ類	12					
千葉	10,800					
	900					
東京	4,250	50	50	50	405	670
	5,977,530	67,500	67,500	67,500	585,630	952,290
	1,406	1,350	1,350	1,350	1,446	1,421
石川	10			10		
	10,800			10,800		
	1,080			1,080		
静岡	47			10	7	7
	131,015			25,888	19,462	18,889
	2,788			2,589	2,780	2,698
福岡	25				4	
	60,523				5,216	
	2,421				1,304	
宮崎	43					
	65,016					
	1,512					
うに類	20,680	2,559	3,114	2,804	3,452	1,851
合計	202,341,603	20,038,374	18,106,578	17,864,432	20,680,596	22,846,374
平均単価	9,784	7,831	5,815	6,371	5,991	12,343
北海道	11,359	1,152	2,182	2,216	2,597	662
	93,452,400	7,960,626	8,308,656	11,437,524	11,198,628	9,285,905
	8,227	6,910	3,808	5,161	4,312	14,027
青森	1,752	631	309	245	265	147
	14,600,834	3,815,424	3,224,070	2,247,308	2,541,618	1,488,240
	8,334	6,047	10,434	9,173	9,591	10,124
岩手	32	14	9		4	5
	373,032	171,720	78,192		38,880	84,240
	11,657	12,266	8,688		9,720	16,848
宮城	1,960	167	276	289	468	387
	28,003,957	2,359,638	3,727,350	3,761,748	5,979,474	5,652,979
	14,288	14,130	13,505	13,016	12,777	14,607
埼玉	6					
	12,960					
	2,160					
千葉	1,877	130	36		65	552
	23,977,404	1,483,056	384,264		552,312	5,480,622
	12,774	11,408	10,674		8,497	9,929
東京	2,107	230	220	38	43	98
	22,989,150	2,019,330	1,662,228	337,716	308,988	854,388
	10,911	8,780	7,556	8,887	7,186	8,718
神奈川	1					
	2,436					
	2,436					
大阪	78	54	24			
	542,754	416,988	125,766			
	6,958	7,722	5,240			
広島	5					
	10,368					
	2,074					
山口	1,387	151	58			
	18,180,396	1,785,672	596,052			
	13,108	11,826	10,277			
愛媛	25			16	9	
	133,272			80,136	53,136	
	5,331			5,009	5,904	
長崎	91	30			1	
	62,640	25,920			7,560	
	688	864			7,560	
なまこ	760	109	63	66	50	41
合計	1,423,170	207,900	142,776	146,016	130,437	101,995
平均単価	1,873	1,907	2,266	2,212	2,609	2,488
宮城	13	3				2
	6,210	4,320				205
	478	1,440				103

上段：数量=kg
 单位 中断：金額=円
 下段：単価=円

9月	10月	11月	12月	1月	2月	3月
			12 10,800 900			
215 290,250 1,350	905 1,269,810 1,403	1,475 2,115,990 1,435	130 183,060 1,408	30 38,880 1,296	30 38,880 1,296	240 300,240 1,251
3 8,586 2,862	10 27,189 2,719	7 20,795 2,971	3 10,206 3,402			
					8 21,600 2,700	13 33,707 2,593
		18 32,400 1,800	25 32,616 1,305			
830 13,580,989 16,363	998 13,919,100 13,947	893 13,632,354 15,266	1,437 23,789,916 16,555	536 9,520,308 17,762	795 10,632,006 13,374	1,411 17,730,576 12,566
318 5,765,299 18,130	390 6,429,456 16,486	398 7,171,686 18,019	486 10,861,236 22,348	162 3,959,820 24,443	320 4,185,864 13,081	476 6,887,700 14,470
						155 1,284,174 8,285
123 2,609,280 21,214	40 644,220 16,106				82 1,400,220 17,076	128 1,869,048 14,602
			6 12,960 2,160			
173 2,604,204 15,053	154 1,979,316 12,853	215 2,914,110 13,554	291 4,756,104 16,344	88 1,414,368 16,072	70 1,050,192 15,003	103 1,358,856 13,193
139 1,615,410 11,622	228 2,683,368 11,769	129 1,474,362 11,429	354 4,570,938 12,912	123 1,720,764 13,990	132 1,613,196 12,221	373 4,128,462 11,068
	1 2,436 2,436					
5 10,368 2,074						
72 976,428 13,562	185 2,180,304 11,785	151 2,072,196 13,723	240 3,559,518 14,831	163 2,425,356 14,879	191 2,382,534 12,474	176 2,202,336 12,513
			60 29,160 486			
28 75,735 2,705	3 5,400 1,800		95 146,945 1,547	48 49,162 1,024	104 185,463 1,783	153 231,341 1,512
			2 389 195	3 562 187		3 734 245

(1)鮮魚

品目別・出荷地	計	4月	5月	6月	7月	8月
なまこ	20					
千葉	24,840					
	1,242					
神奈川	201	31	20	20		
	238,140	33,480	21,600	21,600		
	1,185	1,080	1,080	1,080		
新潟	6					
	5,184					
	864					
愛知	55					
	69,120					
	1,257					
島根	28	21				
	20,412	15,876				
	729	756				
広島	308	54	43	46	50	39
	887,922	154,224	121,176	124,416	130,437	101,790
	2,883	2,856	2,818	2,705	2,609	2,610
福岡	5					
	13,230					
	2,646					
大分	124					
	158,112					
	1,275					
あゆ	3,276	218	266	284	604	491
合計	6,234,655	431,244	501,433	488,041	994,032	888,786
平均単価	1,903	1,978	1,885	1,718	1,646	1,810
栃木	137			14	62	31
	309,744			27,216	116,424	106,704
	2,261			1,944	1,878	3,442
東京	3,139	218	266	270	542	460
	5,924,911	431,244	501,433	460,825	877,608	782,082
	1,888	1,978	1,885	1,707	1,619	1,700
どじょう(うなぎ)	1,368	91	84	109	519	81
合計	7,542,391	395,280	420,444	507,384	3,730,450	449,712
平均単価	5,513	4,344	5,005	4,655	7,188	5,552
福島	10					
	3,240					
	324					
千葉	3				3	
	17,820				17,820	
	5,940				5,940	
東京	46	10			36	
	199,498	46,440			153,058	
	4,337	4,644			4,252	
静岡	1,260	78	76	109	457	78
	6,874,821	313,200	303,804	507,384	3,375,972	425,412
	5,456	4,015	3,997	4,655	7,387	5,454
福岡	49	3	8		23	3
	447,012	35,640	116,640		183,600	24,300
	9,123	11,880	14,580		7,983	8,100
あわび	7,195	630	482	586	640	475
合計	42,678,096	3,866,098	2,945,181	3,682,477	4,021,511	3,045,677
平均単価	5,932	6,137	6,110	6,284	6,284	6,412
福島	227	18	30	41	43	21
	2,365,956	184,680	357,696	460,728	449,172	207,900
	10,423	10,260	11,923	11,237	10,446	9,900
青森	286	48	28	30	67	16
	1,478,092	281,362	150,790	208,980	395,540	63,634
	5,168	5,862	5,385	6,966	5,904	3,977
宮城	1,065	79	29	54	77	98
	8,322,625	636,174	263,142	458,395	654,652	898,355
	7,815	8,053	9,074	8,489	8,502	9,167
秋田	14			3	8	3
	108,864			25,704	61,128	22,032
	7,776			8,568	7,641	7,344

上段：数量=kg
 单位 中断：金額=円
 下段：単価=円

9月	10月	11月	12月	1月	2月	3月
			20 24,840 1,242			
			40 63,720 1,593	10 10,800 1,080	25 27,000 1,080	55 59,940 1,090
			6 5,184 864			
			20 31,320 1,566	35 37,800 1,080		
					7 4,536 648	
28 75,735 2,705	3 5,400 1,800		2 8,262 4,131		20 85,671 4,284	23 80,811 3,514
			5 13,230 2,646			
					52 68,256 1,313	72 89,856 1,248
258 481,518 1,866	80 148,608 1,858	10 19,440 1,944	370 794,880 2,148	150 321,840 2,146	220 475,200 2,160	325 689,633 2,122
0 1,080 0			20 38,880 1,944	10 19,440 1,944		
258 480,438 1,862	80 148,608 1,858	10 19,440 1,944	350 756,000 2,160	140 302,400 2,160	220 475,200 2,160	325 689,633 2,122
77 420,228 5,458	49 223,128 4,554	58 233,226 4,021	74 295,002 3,987	51 170,775 3,349	78 309,366 3,966	97 387,396 3,994
				10 3,240 324		
71 393,660 5,545	46 174,528 3,794	55 221,562 4,028	74 295,002 3,987	41 167,535 4,086	78 309,366 3,966	97 387,396 3,994
6 26,568 4,428	3 48,600 16,200	3 11,664 3,888				
567 3,368,207 5,940	655 3,710,249 5,665	797 4,629,771 5,809	890 5,244,771 5,893	527 2,805,527 5,324	438 2,448,048 5,589	508 2,910,579 5,729
12 123,660 10,305			8 83,160 10,395	15 134,460 8,964	12 110,160 9,180	27 254,340 9,420
10 22,810 2,281	10 22,810 2,281	47 263,736 5,611	10 22,810 2,281		10 22,810 2,281	10 22,810 2,281
51 462,780 9,074	58 519,750 8,961	120 979,598 8,163	223 1,763,240 7,907	208 1,127,812 5,422	30 243,000 8,100	38 315,727 8,309

(1)鮮魚

品目別・出荷地	計	4月	5月	6月	7月	8月
あわび	118			19	21	14
茨城	1,200,096			173,988	201,420	128,628
	10,170			9,157	9,591	9,188
千葉	2,515	177	209	178	187	99
	13,562,991	1,092,247	1,187,912	996,571	1,052,385	574,604
	5,393	6,171	5,684	5,599	5,628	5,804
東京	2,713	308	183	237	188	166
	14,246,045	1,671,635	971,061	1,237,637	942,614	824,040
	5,251	5,427	5,306	5,222	5,014	4,964
新潟	66				23	43
	377,892				128,520	249,372
	5,726				5,588	5,799
山梨	7					
	52,229					
	7,461					
静岡	161		3	24	20	15
	835,218		14,580	120,474	112,752	77,112
	5,188		4,860	5,020	5,638	5,141
福岡	17					
	104,760					
	6,162					
沖縄	6				6	
	23,328				23,328	
	3,888				3,888	
はまぐり 合計	45,513	3,597	3,511	3,103	3,885	5,978
平均単価	30,924,780	2,518,148	2,627,119	1,990,155	2,501,495	3,420,238
	679	700	748	641	644	572
北海道	10					
	12,960					
	1,296					
宮城	360	12	12		36	26
	564,381	20,520	20,520		42,768	33,588
	1,568	1,710	1,710		1,188	1,292
茨城	11,216	994	1,029	821	1,058	1,545
	14,654,488	1,302,318	1,384,290	974,862	1,180,170	1,783,674
	1,307	1,310	1,345	1,187	1,115	1,154
千葉	31,610	2,339	2,336	2,204	2,749	4,378
	13,643,755	974,342	1,102,105	940,449	1,239,353	1,577,380
	432	417	472	427	451	360
三重	2,317	252	134	78	42	29
	2,049,196	220,968	120,204	74,844	39,204	25,596
	884	877	897	960	933	883
あさり 合計	125,790	15,355	13,918	11,675	10,595	8,141
平均単価	81,283,876	9,504,813	9,111,673	7,462,793	6,707,128	5,121,105
	646	619	655	639	633	629
北海道	25,886	2,363	3,509	3,131	2,796	932
	20,567,412	1,902,096	2,744,388	2,293,164	1,983,420	748,116
	795	805	782	732	709	803
宮城	21,053	2,198	2,247	1,977	1,803	1,257
	13,553,595	1,383,885	1,444,473	1,281,501	1,175,715	817,533
	644	630	643	648	652	650
茨城	1,520	143	130	96	108	130
	2,509,339	236,388	216,690	157,592	177,291	216,690
	1,651	1,653	1,667	1,642	1,642	1,667
千葉	76,923	10,551	8,023	6,461	5,878	5,822
	44,154,850	5,889,726	4,692,708	3,715,632	3,356,878	3,338,766
	574	558	585	575	571	573
東京	20					
	12,960					
	648					
神奈川	10					
	7,830					
	783					
愛知	50	50				
	40,500	40,500				
	810	810				

上段：数量=kg
 单位 中断：金額=円
 下段：単価=円

9月	10月	11月	12月	1月	2月	3月
28 316,440 11,301	24 237,060 9,878	12 142,560 11,880				
296 1,589,047 5,368	381 2,009,389 5,274	366 1,924,139 5,257	282 1,398,697 4,960	44 215,946 4,908	100 538,844 5,388	196 983,210 5,016
152 761,778 5,012	165 818,316 4,959	238 1,244,246 5,228	329 1,765,011 5,365	248 1,266,397 5,106	277 1,484,310 5,359	222 1,259,000 5,671
			7 52,229 7,461			
18 91,692 5,094	12 63,504 5,292	12 60,912 5,076	21 108,864 5,184	12 60,912 5,076	9 48,924 5,436	15 75,492 5,033
	5 39,420 7,884	2 14,580 7,290	10 50,760 5,076			
3,941 2,276,604 578	3,920 2,230,070 569	3,302 2,082,750 631	3,665 2,563,499 699	1,889 1,339,036 709	4,028 3,493,379 867	4,694 3,882,287 827
10 12,960 1,296						
12 20,520 1,710	16 23,436 1,465	27 41,013 1,519		24 41,040 1,710	195 320,976 1,646	
879 1,188,540 1,352	848 1,101,330 1,299	712 985,500 1,384	1,124 1,569,931 1,397	555 802,246 1,445	666 988,157 1,484	985 1,393,470 1,415
2,996 1,018,944 340	3,000 1,053,032 351	2,451 950,613 388	2,433 893,452 367	1,224 413,238 338	2,562 1,660,338 648	2,938 1,820,509 620
44 35,640 810	56 52,272 933	112 105,624 943	108 100,116 927	86 82,512 959	605 523,908 866	771 668,308 867
9,033 5,867,811 650	10,242 6,512,728 636	8,527 5,650,829 663	8,612 5,817,635 676	7,652 5,041,725 659	9,400 6,203,081 660	12,640 8,282,555 655
2,181 1,708,020 783	2,374 1,786,428 752	1,946 1,563,030 803	2,378 1,930,716 812	1,338 1,144,854 856	1,215 1,189,566 979	1,723 1,573,614 913
1,270 827,496 652	1,562 1,010,151 647	1,507 984,150 653	1,699 1,101,438 648	1,642 1,064,421 648	1,602 1,010,151 631	2,289 1,452,681 635
138 226,539 1,642	107 177,291 1,657	129 204,551 1,586	148 246,239 1,664	102 167,442 1,642	125 206,840 1,655	164 275,786 1,682
5,434 3,091,932 569	6,160 3,484,944 566	4,875 2,802,330 575	4,347 2,498,634 575	4,530 2,609,712 576	6,408 3,728,592 582	8,434 4,944,996 586
			20 12,960 648			
						10 7,830 783

(1)鮮魚

品目別・出荷地	計	4月	5月	6月	7月	8月
あさり	40	40				
三重	38,880	38,880				
	972	972				
兵庫	288	10	9	10	10	
	398,510	13,338	13,414	14,904	13,824	
	1,384	1,334	1,490	1,490	1,382	
ほたて	107,603	13,172	11,513	8,525	10,515	15,124
合計	103,076,413	11,050,864	11,404,791	8,427,395	9,174,778	11,211,675
平均単価	958	839	991	989	873	741
北海道	14,995	3,155	2,130	614	362	310
	24,423,174	3,811,536	3,180,276	1,696,464	1,343,196	1,188,756
	1,629	1,208	1,493	2,763	3,710	3,835
青森	18,192	2,832	1,902	2,159	2,873	2,403
	15,192,134	1,984,932	1,427,836	2,202,055	2,634,552	2,022,225
	835	701	751	1,020	917	842
岩手	3,265	186	283	515	160	191
	5,989,918	312,336	557,172	503,064	158,112	191,052
	1,835	1,679	1,969	977	988	1,000
宮城	67,529	5,848	5,620	4,961	7,105	12,214
	50,537,008	3,208,248	3,752,741	3,553,654	5,013,257	7,791,822
	748	549	668	716	706	638
東京	3,618	1,151	1,575	276	15	6
	6,924,329	1,733,812	2,478,212	472,158	25,661	17,820
	1,914	1,506	1,573	1,711	1,711	2,970
愛媛	3		3			
	8,554		8,554			
	2,851		2,851			
福岡	1					
	1,296					
	1,296					
かき	101,539	4,896	5,663	6,474	8,825	11,088
合計	95,436,274	3,210,992	3,852,846	3,440,837	5,005,659	6,509,224
平均単価	940	656	680	531	567	587
福島	131			30	26	
	168,048			28,080	25,920	
	1,283			936	997	
北海道	214	3	8	3		
	811,512	40,608	138,240	47,520		
	3,792	13,536	17,280	15,840		
岩手	5,685					
	3,691,980					
	649					
宮城	29,930	1,465	1,244	1,592	2,129	2,519
	19,743,739	448,254	363,366	475,254	599,832	774,036
	660	306	292	299	282	307
秋田	135				79	56
	71,939				50,393	21,546
	533				638	385
山形	357			69	67	221
	273,121			49,140	49,453	174,528
	765			712	738	790
茨城	315					265
	190,512					160,272
	605					605
千葉	26,244	1,691	2,395	3,986	5,619	5,798
	15,779,253	1,022,868	1,491,912	2,093,850	3,592,587	3,630,528
	601	605	623	525	639	626
東京	369		96			
	237,330		17,280			
	643		180			
新潟	1,729			100	568	949
	1,222,678			94,608	388,746	646,498
	707			946	684	681
兵庫	12,396	1,466	1,510	504	75	325
	18,395,532	1,419,768	1,484,460	515,376	108,648	440,856
	1,484	968	983	1,023	1,449	1,356

上段：数量=kg
 单位 中断：金額=円
 下段：単価=円

9月	10月	11月	12月	1月	2月	3月
10 13,824 1,382	39 53,914 1,382	70 96,768 1,382	20 27,648 1,382	40 55,296 1,382	50 67,932 1,359	20 27,648 1,382
8,388 6,981,347 832	7,108 6,996,154 984	6,218 8,020,620 1,290	8,650 10,901,423 1,260	5,369 6,314,706 1,176	5,873 5,809,590 989	7,148 6,783,070 949
239 766,152 3,206	334 941,004 2,817	442 1,705,536 3,859	2,538 3,646,512 1,437	1,190 1,969,272 1,655	1,586 1,877,148 1,184	2,095 2,297,322 1,097
745 879,552 1,181	249 495,936 1,992	225 389,016 1,729	291 520,992 1,790	689 552,636 802	1,830 1,053,702 576	1,994 1,028,700 516
118 119,016 1,009	278 446,688 1,607	364 768,744 2,112	393 1,036,584 2,638	221 632,016 2,860	277 580,392 2,095	279 684,742 2,454
7,280 5,198,807 714	6,241 5,094,706 816	5,179 5,121,684 989	5,168 4,993,067 966	3,176 2,747,412 865	2,102 1,944,540 925	2,635 2,117,070 803
6 17,820 2,970	6 17,820 2,970	8 35,640 4,455	260 704,268 2,709	93 413,370 4,445	78 353,808 4,536	144 653,940 4,541
						1 1,296 1,296
5,567 3,101,714 557	8,043 9,015,028 1,121	14,159 18,260,862 1,290	14,407 16,687,091 1,158	8,578 11,371,525 1,326	8,068 9,641,635 1,195	5,771 5,338,861 925
				19 28,512 1,501	30 49,680 1,656	26 35,856 1,379
11 201,960 18,360	137 324,108 2,366	40 50,652 1,266	12 8,424 702			
	1,028 663,552 645	1,128 730,944 648	1,592 1,031,616 648	528 342,144 648	704 456,192 648	705 467,532 663
2,239 793,808 355	4,051 4,675,318 1,154	6,308 7,341,176 1,164	4,085 3,175,189 777	1,400 435,877 311	1,367 317,012 232	1,531 344,617 225
50 30,240 605						
2,895 1,780,704 615	1,440 877,932 610	881 500,148 568	1,120 524,772 469	50 30,240 605	174 109,728 631	195 123,984 636
	4 10,800 2,700	108 90,936 842	161 118,314 735			
112 92,826 829						
	307 714,582 2,328	1,404 2,707,344 1,928	2,253 3,864,402 1,715	1,561 2,684,610 1,720	1,543 2,422,602 1,570	1,448 2,032,884 1,404

(1)鮮魚

品目別・出荷地	計	4月	5月	6月	7月	8月
かき	21,313	1			3	5
広島	32,833,167	2,160			4,860	9,720
	1,541	2,160			1,620	1,944
山口	20			20		
	17,669			17,669		
	883			883		
福岡	553	160	180			
	469,650	206,054	202,068			
	849	1,288	1,123			
長崎	134				5	
	157,248				7,560	
	1,173				1,512	
大分	2,014	110	230	170	254	950
	1,372,896	71,280	155,520	119,340	177,660	651,240
	682	648	676	702	699	686
ほっき	69,887	6,216	4,693	7,347	5,262	4,286
合計	45,225,487	3,414,636	3,163,536	4,143,744	3,914,569	4,370,922
平均単価	647	549	674	564	744	1,020
福島	8,369			1,935	1,515	210
	4,015,548			819,180	764,640	124,740
	480			423	505	594
北海道	45,188	3,973	4,693	3,692	3,342	3,744
	35,213,077	2,511,324	3,163,536	2,670,786	3,017,629	4,037,094
	779	632	674	723	903	1,078
青森	13,308	2,243				
	4,715,680	903,312				
	354	403				
岩手	10			10		
	3,780			3,780		
	378			378		
宮城	2,040			1,710	330	
	745,848			649,998	95,850	
	366			380	290	
茨城	883				75	320
	466,722				36,450	192,240
	529				486	601
東京	12					12
	16,848					16,848
	1,404					1,404
石川	77					
	47,984					
	623					
さざえ	7,815	559	628	1,026	1,527	1,557
合計	8,460,336	709,754	788,853	951,282	1,231,243	1,504,752
平均単価	1,083	1,270	1,256	927	806	966
福島	5			5		
	3,240			3,240		
	648			648		
青森	71			30		20
	57,780			20,520		13,500
	814			684		675
秋田	390				95	125
	270,270				62,910	78,840
	693				662	631
山形	822				305	404
	585,661				204,746	307,173
	712				671	760
千葉	881	64	178	100	100	131
	1,265,762	94,154	246,693	140,965	150,120	186,883
	1,437	1,471	1,386	1,410	1,501	1,427
東京	10		10			
	9,720		9,720			
	972		972			
神奈川	1,375	105	215	135	110	315
	1,529,550	114,480	246,240	146,340	120,960	342,900
	1,112	1,090	1,145	1,084	1,100	1,089

上段：数量=kg
 单位 中断：金額=円
 下段：単価=円

9月	10月	11月	12月	1月	2月	3月
20 37,800 1,890	1,016 1,715,256 1,688	4,287 6,835,126 1,594	5,184 7,964,374 1,536	5,020 7,850,142 1,564	3,965 6,142,921 1,549	1,812 2,270,808 1,253
		3 4,536 1,512			210 56,992 271	
					75 86,508 1,153	54 63,180 1,170
240 164,376 685	60 33,480 558					
5,647 4,482,248 794	4,303 3,227,580 750	4,871 3,601,746 739	8,282 4,726,728 571	4,516 2,870,759 636	5,354 3,103,488 580	9,110 4,205,531 462
1,212 734,832 606	595 315,900 531	1,015 552,150 544	1,550 603,990 390	325 97,524 300	12 2,592 216	
4,130 3,567,240 864	3,708 2,911,680 785	3,656 2,956,716 809	4,276 3,184,920 745	2,812 2,251,206 801	3,140 2,266,056 722	4,022 2,674,890 665
			2,456 937,818 382	1,379 522,029 379	2,202 834,840 379	5,028 1,517,681 302
228 132,192 580		200 92,880 464				60 12,960 216
77 47,984 623						
554 610,945 1,103	454 540,842 1,191	338 445,414 1,318	468 725,976 1,551	200 265,000 1,325	201 269,676 1,342	303 416,599 1,375
						21 23,760 1,131
130 102,060 785	40 26,460 662					
89 60,782 683	24 12,960 540					
70 103,853 1,484	45 55,922 1,243	3 4,234 1,411	73 108,000 1,479	37 56,095 1,516	37 55,944 1,512	43 62,899 1,463
100 125,010 1,250	135 151,740 1,124	85 92,340 1,086	50 54,540 1,091	35 37,800 1,080	35 37,800 1,080	55 59,400 1,080

(1)鮮魚

品目別・出荷地	計	4月	5月	6月	7月	8月
さざえ	1,630	30	45	441	772	302
新潟	1,116,540	25,380	35,640	297,317	508,907	221,756
	685	846	792	674	659	734
静岡	10 9,180 918					
兵庫	0 0 0					
島根	175 135,540 775	10 7,560 756		140 109,080 779	15 11,340 756	10 7,560 756
山口	100 85,320 853	60 51,840 864		20 16,200 810	10 8,100 810	
福岡	72 202,997 2,819					
長崎	2,274 3,188,776 1,402	290 416,340 1,436	180 250,560 1,392	155 217,620 1,404	120 164,160 1,368	250 346,140 1,385
しじみ 合計 平均単価	82,235 59,497,566 724	5,863 4,914,071 838	5,579 4,197,568 752	6,129 4,399,127 718	11,084 8,212,317 741	6,570 5,003,345 762
青森	23,910 19,437,516 813	470 686,880 1,461	501 619,812 1,237	1,933 1,677,456 868	5,543 4,559,166 823	4,286 3,281,310 766
宮城	105 73,710 702		40 45,360 1,134			15 5,670 378
茨城	38,270 28,419,525 743	4,092 3,328,577 813	3,194 2,509,118 786	2,493 2,021,713 811	3,776 2,858,185 757	1,522 1,256,221 825
千葉	9,136 5,254,902 575	155 95,472 616	168 133,380 794	321 204,012 636	216 161,352 747	50 44,550 891
東京	304 354,579 1,166		16 18,662 1,166	32 37,324 1,166	16 18,662 1,166	32 37,324 1,166
静岡	4,847 1,565,244 323		899 291,276 324	1,260 405,648 322	1,284 415,368 323	288 93,312 324
愛知	5,207 3,941,622 757	983 721,710 734	723 507,060 701	90 52,974 589	240 164,592 686	375 273,294 729
兵庫	53 256,608 4,842		8 46,656 5,832		9 34,992 3,888	2 11,664 5,832
島根	391 176,364 451	163 81,432 500	18 8,748 486			
福岡	12 17,496 1,458		12 17,496 1,458			
その他貝類 合計 平均単価	97,141 86,846,349 894	9,301 8,017,839 862	8,577 7,025,123 819	8,252 6,912,118 838	9,879 8,230,860 833	9,119 7,801,092 855
福島	2,839 2,389,185 842	263 242,676 923	216 134,816 624	356 168,664 474	273 488,289 1,789	112 191,808 1,713
北海道	16,110 23,892,143 1,483	1,586 2,180,196 1,375	1,314 2,020,518 1,538	1,424 1,722,708 1,210	2,103 2,139,858 1,018	1,702 1,771,459 1,041
青森	1,811 346,560 191	708 62,510 88	10 7,560 756	12 5,670 473	743 102,082 137	54 26,006 482

上段：数量=kg
 单位 中断：金額=円
 下段：単価=円

9月	10月	11月	12月	1月	2月	3月
15 10,800 720		10 6,480 648	5 3,240 648			10 7,020 702
					10 9,180 918	
				0 0 0		
					10 9,180 918	
			30 130,356 4,345	19 19,829 1,044	19 31,212 1,643	4 21,600 5,400
150 208,440 1,390	210 293,760 1,399	240 342,360 1,427	310 429,840 1,387	109 151,276 1,388	90 126,360 1,404	170 241,920 1,423
5,567 4,204,695 755	6,993 4,516,966 646	6,073 3,851,645 634	6,455 4,231,848 656	7,377 5,262,772 713	6,989 5,179,092 741	7,556 5,524,120 731
3,346 2,616,786 782	3,788 2,518,074 665	2,235 1,403,082 628	544 710,424 1,306	345 430,596 1,248	224 315,738 1,410	695 618,192 889
			50 22,680 454			
1,307 1,155,251 884	1,925 1,397,084 726	2,325 1,558,395 670	3,447 2,048,833 594	5,092 3,592,898 706	4,691 3,405,906 726	4,406 3,287,344 746
225 139,536 620	545 268,380 492	1,325 717,120 541	1,860 1,004,508 540	1,375 775,764 564	1,335 841,752 631	1,561 869,076 557
32 37,324 1,166	16 18,662 1,166	16 18,662 1,166	32 37,325 1,166	16 18,662 1,166	48 55,986 1,166	48 55,986 1,166
516 165,240 320	600 194,400 324					
120 83,754 698	90 68,040 756	120 89,100 743	480 387,666 808	549 444,852 810	666 527,310 792	771 621,270 806
	8 46,656 5,832	10 46,656 4,666			4 23,328 5,832	12 46,656 3,888
21 6,804 324	21 5,670 270	42 18,630 444	42 20,412 486		21 9,072 432	63 25,596 406
7,866 7,238,346 920	7,955 7,231,933 909	7,246 6,486,758 895	7,701 7,686,052 998	5,473 5,141,003 939	6,912 6,858,377 992	8,860 8,216,848 927
137 220,870 1,612	176 219,067 1,245	396 197,856 500	340 216,054 635	44 27,205 618	167 95,623 573	359 186,257 519
916 1,723,086 1,881	876 1,690,897 1,930	643 1,521,180 2,366	1,045 2,233,980 2,138	1,055 1,757,311 1,666	1,794 2,618,816 1,460	1,652 2,512,134 1,521
	18 6,329 352		23 10,735 467	60 32,670 545	37 19,300 522	146 73,698 505

(1)鮮魚

品目別・出荷地	計	4月	5月	6月	7月	8月
その他貝類	459		73	38		
岩手	226,309		27,594	14,326		
	493		378	377		
宮城	16,186	1,141	1,686	1,747	1,559	1,291
	7,066,931	475,341	589,821	609,660	669,654	900,288
	437	417	350	349	430	697
秋田	78			72	6	
	58,968			55,080	3,888	
	756			765	648	
山形	36				36	
	13,824				13,824	
	384				384	
茨城	4,356	72	68	151	325	378
	5,464,830	186,624	165,618	351,000	617,382	500,742
	1,255	2,592	2,436	2,325	1,900	1,325
埼玉	1,740	288	240	108		12
	1,189,620	208,440	144,180	65,880		7,560
	684	724	601	610		630
千葉	35,171	3,383	3,488	2,857	3,043	3,948
	17,514,334	1,782,048	1,687,720	1,489,540	1,499,674	1,658,733
	498	527	484	521	493	420
東京	1,718	126	109	134	166	167
	7,105,050	501,768	400,248	506,952	651,240	654,912
	4,136	3,982	3,672	3,783	3,923	3,922
神奈川	5	3	2			
	17,820	9,720	8,100			
	3,564	3,240	4,050			
新潟	241				185	
	148,014				110,214	
	614				596	
石川	33					
	71,302					
	2,161					
静岡	1,507	70	133	112	304	140
	1,724,166	67,500	88,668	126,900	313,200	210,060
	1,144	964	667	1,133	1,030	1,500
愛知	1,511	203	142	170	157	170
	4,204,277	626,022	515,775	551,448	585,468	517,536
	2,782	3,084	3,632	3,244	3,729	3,044
三重	20					
	9,180					
	459					
広島	13			13		
	20,045			20,045		
	1,542			1,542		
山口	1,011	100	73	91	43	30
	949,860	101,520	67,716	77,274	35,208	25,920
	940	1,015	928	849	819	864
福岡	436	77	25	5	20	39
	695,176	152,648	31,968	8,100	24,300	63,612
	1,594	1,982	1,279	1,620	1,215	1,631
長崎	11,403	1,209	951	902	877	1,030
	11,937,002	1,219,946	975,348	980,154	790,776	1,103,382
	1,047	1,009	1,026	1,087	902	1,071
大分	337	27	36	49	33	27
	1,661,580	145,800	152,280	149,040	177,660	145,800
	4,931	5,400	4,230	3,042	5,384	5,400
鹿児島	120	45	11	11	6	19
	140,173	55,080	7,193	9,677	8,143	23,274
	1,168	1,224	654	880	1,357	1,225
貝焼	7,597	823	1,824	2,684	1,451	338
合計	44,294,653	3,799,170	8,590,374	13,819,149	9,983,584	4,339,872
平均単価	5,831	4,616	4,710	5,149	6,880	12,840
福島	249	24	28	32	17	
	4,019,455	168,480	489,186	1,128,609	1,264,636	
	16,142	7,020	17,471	35,269	74,390	

上段：数量=kg
 单位 中断：金額=円
 下段：単価=円

9月	10月	11月	12月	1月	2月	3月
				72	87	189
				46,656	56,376	81,357
				648	648	430
1,503	1,385	1,323	1,093	940	1,003	1,515
861,300	559,894	547,981	563,339	367,362	430,448	491,843
573	404	414	515	391	429	325
1,046	1,384	502	179	66	87	98
900,061	1,254,994	686,371	285,950	186,624	181,116	148,348
860	907	1,367	1,597	2,828	2,082	1,514
	24	108	240	240	192	288
	16,200	72,360	167,400	165,240	137,160	205,200
	675	670	698	689	714	713
2,838	2,736	2,931	3,208	1,943	2,082	2,714
1,393,257	1,288,696	1,429,098	1,581,894	1,076,607	1,188,860	1,438,207
491	471	488	493	554	571	530
134	159	102	245	98	122	156
601,344	750,600	425,952	1,054,566	430,704	461,808	664,956
4,488	4,721	4,176	4,304	4,395	3,785	4,263
56						
37,800						
675						
33						
71,302						
2,161						
199	220	111	35	25	64	94
180,360	196,560	90,720	44,280	52,920	81,378	271,620
906	893	817	1,265	2,117	1,272	2,890
86	30	70	66	49	134	234
178,848	141,642	211,248	94,046	80,460	219,834	481,950
2,080	4,721	3,018	1,425	1,642	1,641	2,060
				20		
				9,180		
				459		
49	114	77	66	85	141	142
42,660	92,070	70,686	69,120	93,744	147,312	126,630
871	808	918	1,047	1,103	1,045	892
15	13	54	54	12	10	112
23,868	22,464	140,098	98,604	20,304	16,308	92,902
1,591	1,728	2,594	1,826	1,692	1,631	829
833	792	890	1,086	728	968	1,137
890,190	856,440	931,986	1,152,684	649,512	1,074,438	1,312,146
1,069	1,081	1,047	1,061	892	1,110	1,154
21	24	27	21	24	24	24
113,400	129,600	145,800	113,400	129,600	129,600	129,600
5,400	5,400	5,400	5,400	5,400	5,400	5,400
	4	12		12		
	6,480	15,422		14,904		
	1,620	1,285		1,242		
149	28	24	40		56	180
1,918,080	184,896	155,520	259,200		368,928	875,880
12,873	6,603	6,480	6,480		6,588	4,866
	28	24	40		56	
	184,896	155,520	259,200		368,928	
	6,603	6,480	6,480		6,588	

(1)鮮魚

品目別・出荷地	計	4月	5月	6月	7月	8月
貝焼	6,253	535	1,796	2,616	1,246	60
北海道	29,869,128	2,422,980	8,101,188	12,233,700	6,489,180	622,080
	4,777	4,529	4,511	4,676	5,208	10,368
青森	817	264				224
	7,062,390	1,207,710				3,060,720
	8,644	4,575				13,664
岩手	278			36	188	54
	3,343,680			456,840	2,229,768	657,072
	12,028			12,690	11,860	12,168
こんぶ	9,954	1,068	910	996	854	728
合計	4,923,450	507,006	445,716	476,064	404,730	361,422
平均単価	495	475	490	478	474	496
北海道	3					
	1,296					
	432					
青森	32	4	4	4	6	4
	69,120	8,640	8,640	8,640	12,960	8,640
	2,160	2,160	2,160	2,160	2,160	2,160
岩手	9,726	1,064	900	902	848	724
	4,694,490	498,366	424,116	427,248	391,770	352,782
	483	468	471	474	462	487
富山	90			90		
	40,176			40,176		
	446			446		
福井	9		6			
	31,536		12,960			
	3,504		2,160			
福岡	74					
	63,504					
	858					
大分	20					
	23,328					
	1,166					
わかめ	60,451	5,441	4,582	4,119	4,324	4,143
合計	62,444,608	6,020,159	5,472,843	5,385,473	5,363,965	5,325,076
平均単価	1,033	1,106	1,194	1,307	1,241	1,285
福島	2,618	100	108	118	218	135
	2,107,026	65,016	66,150	69,390	161,190	92,070
	805	650	613	588	739	682
青森	382	37	35	34	30	34
	797,148	58,752	44,496	78,300	72,900	78,300
	2,087	1,588	1,271	2,303	2,430	2,303
岩手	6,628	594	623	558	597	513
	4,850,669	392,850	448,470	403,380	436,644	389,286
	732	661	720	723	731	759
宮城	47,426	4,363	3,554	3,099	3,117	3,241
	49,958,545	4,932,398	4,464,208	4,326,474	4,259,026	4,377,740
	1,053	1,131	1,256	1,396	1,366	1,351
群馬	14	9				
	10,287	4,293				
	735	477				
千葉	57		15	22		
	121,478		41,580	39,938		
	2,131		2,772	1,815		
山口	1					
	0					
	0					
熊本	3,325	338	247	288	362	220
	4,599,455	566,850	407,939	467,991	434,205	387,680
	1,383	1,677	1,652	1,625	1,199	1,762
その他藻類	70,121	7,255	6,609	6,732	5,775	5,888
合計	69,222,192	7,080,139	6,643,980	6,484,441	5,952,346	6,202,920
平均単価	987	976	1,005	963	1,031	1,053
福島	24,979	2,650	2,465	2,367	1,844	1,695
	16,029,360	1,514,052	1,414,368	1,359,828	1,074,924	1,002,132
	642	571	574	574	583	591

單位 上段：數量=kg
 中斷：金額=円
 下段：單價=円

9月	10月	11月	12月	1月	2月	3月
149 1,918,080 12,873						180 875,880 4,866
754 378,486 502	787 389,502 495	728 362,016 497	681 348,408 512	758 379,188 500	747 368,064 493	943 502,848 533
					3 1,296 432	
4 8,640 2,160	4 8,640 2,160	2 4,320 2,160				
750 369,846 493	783 380,862 486	726 357,696 493	678 329,832 486	758 379,188 500	744 366,768 493	849 416,016 490
			3 18,576 6,192			
						74 63,504 858
						20 23,328 1,166
3,766 5,302,049 1,408	3,918 5,133,181 1,310	3,454 4,372,714 1,266	3,207 3,912,623 1,220	6,510 5,009,978 770	8,052 5,408,790 672	8,935 5,737,757 642
408 349,110 856	520 460,080 885	310 268,920 867	323 278,370 862	110 77,220 702	108 94,770 878	160 124,740 780
29 68,310 2,356	28 63,720 2,276	29 68,310 2,356	28 63,720 2,276	28 63,720 2,276	26 61,020 2,347	44 75,600 1,718
567 440,154 776	621 467,046 752	498 381,348 766	492 375,354 763	396 310,068 783	563 330,761 587	606 475,308 784
2,518 4,010,228 1,593	2,547 3,784,292 1,486	2,396 3,262,224 1,362	2,205 2,902,467 1,316	5,854 4,318,433 738	7,225 4,669,951 646	7,307 4,651,104 637
			5 5,994 1,199			
			20 39,960 1,998			
		1 0 0				
244 434,247 1,780	202 358,043 1,772	220 391,912 1,781	134 246,758 1,841	122 240,537 1,972	130 252,288 1,941	818 411,005 502
5,423 5,361,197 989	5,339 5,280,474 989	4,993 4,646,088 931	5,179 4,926,357 951	4,415 4,565,028 1,034	5,347 5,570,845 1,042	7,166 6,508,377 908
2,260 1,517,724 672	2,276 1,563,948 687	2,131 1,462,212 686	1,826 1,322,568 724	1,876 1,268,460 676	1,672 1,178,388 705	1,917 1,350,756 705

(1)鮮魚

品目別・出荷地	計	4月	5月	6月	7月	8月
その他藻類	528	60	36	26	34	8
青森	692,026	37,584	17,712	17,928	19,008	4,752
	1,311	626	492	690	559	594
岩手	628 366,754 584					
宮城	3,946 4,647,655 1,178	393 516,870 1,315	196 160,764 820	247 207,036 838	203 199,091 981	185 167,430 905
秋田	158 505,980 3,202	20 55,944 2,797	27 71,928 2,664	29 95,904 3,307	44 143,856 3,269	20 76,896 3,845
山形	2 2,873 1,437					2 2,873 1,437
茨城	30 50,760 1,692		20 35,640 1,782	10 15,120 1,512		
埼玉	5,412 1,429,240 264	559 149,310 267	591 157,851 267	576 149,296 259	561 144,630 258	566 148,520 262
千葉	2,249 4,870,107 2,165	340 795,096 2,339	266 632,490 2,378	200 449,474 2,247	103 158,349 1,537	148 319,832 2,161
東京	5 21,397 4,279					
神奈川	1 1,166 1,166					
新潟	110 92,178 838	19 18,468 972	5 3,240 648	5 3,240 648	12 10,854 905	22 17,334 788
石川	994 707,616 712	120 84,240 702	48 33,696 702	96 67,392 702	72 50,544 702	168 117,936 702
静岡	88 81,648 928	9 6,804 756	9 6,804 756		12 13,608 1,134	9 6,804 756
愛知	2,533 4,489,962 1,773	264 477,450 1,809	191 374,740 1,962	218 449,391 2,061	331 497,084 1,502	283 519,830 1,837
三重	3,595 2,370,384 659	284 189,216 666	254 169,776 668	364 241,056 662	308 202,176 656	358 234,576 655
広島	2,748 1,774,636 646	404 247,536 613	420 248,832 592	336 205,892 613	268 164,852 615	268 176,839 660
山口	247 275,400 1,115	51 55,080 1,080	30 29,160 972	19 19,440 1,023	16 19,440 1,215	12 12,312 1,026
福岡	37 46,764 1,264					
熊本	21,583 29,572,102 1,370	2,063 2,874,169 1,393	1,995 2,993,955 1,501	2,182 2,938,284 1,347	1,899 2,904,605 1,530	2,102 3,189,827 1,518
沖縄	248 1,194,184 4,815	19 58,320 3,069	56 293,024 5,233	57 265,160 4,652	68 349,325 5,137	42 205,027 4,882
その他鮮魚	313,738	28,855	26,043	26,820	16,872	11,894
合計	255,430,448	25,784,745	19,444,589	20,064,426	14,289,727	13,149,819
平均単価	814	894	747	748	847	1,106
福島	36,144 27,696,846 766	3,589 3,417,351 952	3,313 2,886,659 871	2,767 2,565,672 927	660 937,557 1,421	214 448,281 2,095

上段：数量=kg
 单位 中断：金額=円
 下段：単価=円

9月	10月	11月	12月	1月	2月	3月
	2			18	146	198
	0			51,170	257,614	286,258
	0			2,843	1,764	1,446
				16	350	262
				41,603	145,277	179,874
				2,600	415	687
152	117	67	39	447	620	1,280
165,024	113,244	53,021	31,298	592,586	1,170,043	1,271,248
1,086	968	791	803	1,326	1,887	993
12	2					4
40,176	6,696					14,580
3,348	3,348					3,645
459	394	346	358	365	259	378
121,304	105,753	89,431	94,866	99,542	68,428	100,309
264	268	258	265	273	264	265
151	162	156	164	175	123	261
324,389	369,921	319,463	369,727	339,855	328,428	463,083
2,148	2,283	2,048	2,254	1,942	2,670	1,774
		2	2	1		
		2,048	12,856	6,493		
		1,024	6,428	6,493		
						1
						1,166
						1,166
10	5	7	12			13
6,480	3,240	7,614	10,854			10,854
648	648	1,088	905			835
84	84	96	96	48	36	46
58,968	58,968	67,392	67,392	33,696	25,272	42,120
702	702	702	702	702	702	916
	9	6		22		12
	6,804	6,804		20,412		13,608
	756	1,134		928		1,134
167	190	156	254	90	146	243
319,985	354,200	287,974	435,849	186,366	231,986	355,107
1,916	1,864	1,846	1,716	2,071	1,589	1,461
304	342	358	398	120	262	243
199,584	221,616	234,576	257,904	77,760	180,144	162,000
657	648	655	648	648	688	667
169	184	162	177	120	118	122
112,752	125,282	109,036	136,036	80,957	78,277	88,345
667	681	673	769	675	663	724
20	16	12	23	16	16	16
23,328	18,792	14,256	27,864	18,468	18,792	18,468
1,166	1,175	1,188	1,211	1,154	1,175	1,154
						37
						46,764
						1,264
1,632	1,553	1,494	1,830	1,101	1,599	2,133
2,459,819	2,320,346	1,992,261	2,159,143	1,747,660	1,888,196	2,103,837
1,507	1,494	1,334	1,180	1,587	1,181	986
3	3					
11,664	11,664					
3,888	3,888					
22,226	29,640	30,656	28,347	22,983	29,302	40,100
23,712,574	27,062,131	23,504,054	23,080,095	16,608,902	20,888,128	27,841,258
1,067	913	767	814	723	713	694
2,065	3,311	3,022	1,740	1,208	3,326	10,929
1,419,849	2,904,581	2,501,329	1,357,126	632,524	2,260,267	6,365,650
688	877	828	780	524	680	582

(1)鮮魚

品目別・出荷地	計	4月	5月	6月	7月	8月
その他鮮魚	24,109	939	609	830	271	582
北海道	29,711,565	697,015	327,703	383,902	190,837	1,065,755
	1,232	742	538	463	704	1,831
青森	18,732	761	2,513	1,442	1,087	826
	14,043,580	601,703	1,520,330	1,131,092	1,280,211	784,787
	750	791	605	784	1,178	950
岩手	7,241	887	1,146	545	847	190
	4,325,518	428,149	526,985	149,930	569,644	176,169
	597	483	460	275	673	927
宮城	38,031	2,101	3,914	5,085	4,294	1,869
	22,702,708	1,227,613	1,906,484	2,057,178	1,723,871	1,148,284
	597	584	487	405	401	614
秋田	494	63	53	13	61	
	298,688	104,478	78,277	10,713	44,421	
	605	1,658	1,477	824	728	
山形	1,900	51	59	28	237	471
	1,540,261	36,633	32,983	21,903	215,282	545,968
	811	718	559	782	908	1,159
茨城	73,634	7,676	5,407	8,266	2,458	1,293
	52,262,750	6,380,196	4,517,890	6,450,470	1,563,213	958,921
	710	831	836	780	636	742
千葉	19,641	4,989	1,470	2,510	740	239
	19,149,661	4,606,215	1,325,182	2,264,706	908,351	340,730
	975	923	901	902	1,228	1,426
東京	4,079	269	168	490	430	582
	9,494,215	629,658	466,826	732,621	1,003,762	1,009,848
	2,328	2,341	2,779	1,495	2,334	1,735
神奈川	4,970	505	281	76	124	60
	1,734,829	354,618	189,049	100,656	108,859	60,933
	349	702	673	1,324	878	1,016
新潟	1,321	194	459	316	130	35
	1,096,480	180,948	424,358	196,755	108,702	44,647
	830	933	925	623	836	1,276
富山	6,225	33	63	123	178	308
	3,440,942	31,979	15,228	39,312	106,008	172,473
	553	969	242	320	596	560
石川	172					
	56,074					
	326					
福井	470				225	
	225,541				145,827	
	480				648	
長野	11,638					165
	6,284,930					295,606
	540					1,792
静岡	6,069	1,237	316	122	17	54
	3,994,978	1,034,900	266,376	194,033	118,195	248,000
	658	837	843	1,590	6,953	4,593
愛知	27,386	1,694	3,596	2,404	1,566	493
	14,530,503	1,238,544	1,932,174	1,392,725	963,468	376,920
	531	731	537	579	615	765
三重	3,873	1,047	513		45	891
	3,562,704	960,660	470,124		40,662	814,374
	920	918	916		904	914
大阪	240	24		46	26	29
	367,380	16,588		78,202	79,553	73,710
	1,531	691		1,700	3,060	2,542
兵庫	346	12	39	21	18	15
	1,635,228	57,024	184,680	99,792	85,536	71,280
	4,726	4,752	4,735	4,752	4,752	4,752
鳥取	0					
	0					
	0					
広島	181	138	4		5	
	277,062	197,164	6,480		9,277	
	1,531	1,429	1,620		1,855	

上段：数量=kg
 单位 中断：金額=円
 下段：単価=円

9月	10月	11月	12月	1月	2月	3月
2,453	6,225	5,886	3,429	1,401	847	637
7,158,202	7,578,426	4,616,709	4,154,825	1,832,511	1,194,679	511,001
2,918	1,217	784	1,212	1,308	1,410	802
211	883	2,348	4,185	2,140	1,376	960
218,333	1,348,900	1,635,271	2,103,548	1,449,351	1,003,139	966,915
1,035	1,528	696	503	677	729	1,007
337	282	379	210	655	754	1,009
382,784	269,681	210,540	149,073	428,593	413,407	620,563
1,136	956	556	710	654	548	615
756	1,294	1,663	1,114	2,793	3,922	9,226
1,008,373	2,440,568	1,553,074	977,770	2,258,831	2,848,379	3,552,283
1,334	1,886	934	878	809	726	385
	304					
	60,799					
	200					
300		42		45	227	440
234,436		39,236		29,430	111,246	273,144
781		934		654	490	621
7,826	10,067	7,780	7,246	3,396	5,235	6,984
5,983,479	5,757,397	5,157,978	3,670,994	2,444,911	4,183,114	5,194,187
765	572	663	507	720	799	744
1,093	745	930	1,734	1,233	2,208	1,750
726,539	671,561	951,465	2,079,642	1,694,323	1,730,297	1,850,650
665	901	1,023	1,199	1,374	784	1,058
457	459	244	336	197	168	279
1,040,909	1,044,570	710,112	1,094,223	515,851	496,924	748,911
2,278	2,276	2,910	3,257	2,619	2,958	2,684
81		50		700	1,723	1,370
84,707		71,280		128,520	316,343	319,864
1,046		1,426		184	184	233
77	33	4		10		63
49,464	31,115	2,646		12,960		44,885
642	943	662		1,296		712
85	633	1,003	1,892	1,242	561	104
15,012	236,142	544,417	1,036,967	832,923	356,697	53,784
177	373	543	548	671	636	517
172						
56,074						
326						
				245		
				79,714		
				325		
222	688	666	1,133	5,125	1,999	1,640
355,287	430,737	550,503	682,750	981,735	1,007,649	1,980,663
1,600	626	827	603	192	504	1,208
506	307	166	96	145	3,071	32
551,977	351,691	142,916	110,052	175,759	756,151	44,928
1,091	1,146	861	1,146	1,212	246	1,404
3,321	2,593	4,723	2,580	506	1,823	2,087
1,611,824	1,320,937	2,083,104	1,317,632	269,730	960,768	1,062,677
485	509	441	511	533	527	509
720	243		0	324	90	
662,418	220,644		0	305,208	88,614	
920	908		0	942	985	
19			45	27	12	12
53,492			30,585	18,662	8,294	8,294
2,815			680	691	691	691
30	28	33	72	18	24	36
142,236	125,712	156,816	342,144	85,536	114,048	170,424
4,741	4,490	4,752	4,752	4,752	4,752	4,734
						0
						0
						0
						34
						64,141
						1,887

(1)鮮魚

品目別・出荷地	計	4月	5月	6月	7月	8月
その他鮮魚	5,780	507	438	355	309	181
山口	8,478,089	866,527	561,901	541,470	516,552	318,892
	1,467	1,709	1,283	1,525	1,672	1,762
愛媛	109		33	26		17
	148,079		26,514	22,204		29,409
	1,359		803	854		1,730
福岡	7,388	945	812	639	479	652
	12,166,642	1,261,708	976,810	849,980	717,539	944,849
	1,647	1,335	1,203	1,330	1,498	1,449
長崎	6,790	793	588	565	618	670
	7,756,971	842,940	587,455	616,680	724,929	773,010
	1,142	1,063	999	1,091	1,173	1,154
熊本	159	63	12		9	6
	330,999	131,706	31,590		19,440	12,960
	2,082	2,091	2,633		2,160	2,160
大分	452	70	82	48	87	84
	663,143	136,059	83,484	45,943	147,194	143,327
	1,467	1,944	1,018	957	1,692	1,706
宮崎	4,273	78	93	8	1,907	1,864
	4,717,943	47,790	47,088	25,920	1,903,025	2,160,697
	1,104	613	506	3,240	998	1,159
鹿児島	1,891	190	62	95	44	104
	2,736,139	296,579	51,959	92,567	57,812	129,989
	1,447	1,561	838	974	1,314	1,250
その他 合計	12,152	1,043	1,035	1,204	1,038	963
平均単価	22,915,574	1,724,473	1,661,388	1,802,005	1,613,642	1,607,946
	1,886	1,653	1,605	1,497	1,555	1,670
福島	148					
	603,072					
	4,075					
北海道	1,546	68	40	37	12	32
	2,726,190	164,700	88,344	168,048	68,688	120,312
	1,763	2,422	2,209	4,542	5,724	3,760
青森	270	20	11	21	17	
	1,047,006	103,680	21,492	32,724	37,584	
	3,878	5,184	1,954	1,558	2,211	
岩手	4					
	7,063					
	1,766					
宮城	1,168	64	99	64	15	20
	4,540,221	265,658	351,884	227,404	59,637	99,921
	3,887	4,151	3,554	3,553	3,976	4,996
山形	12		12			
	7,970		7,970			
	664		664			
茨城	45					
	218,700					
	4,860					
千葉	2,770	306	186	287	172	138
	4,336,924	329,495	252,350	288,173	274,816	248,442
	1,566	1,077	1,357	1,004	1,598	1,800
東京	348	55	5	4	21	34
	1,149,316	125,928	7,560	6,048	62,856	115,344
	3,303	2,290	1,512	1,512	2,993	3,392
神奈川	5,377	495	655	755	755	697
	6,948,180	641,520	848,880	978,480	978,480	900,720
	1,292	1,296	1,296	1,296	1,296	1,292
静岡	374	31	25	30	42	31
	1,039,453	82,865	72,540	80,133	120,954	86,552
	2,779	2,673	2,902	2,671	2,880	2,792
愛知	26					7
	128,412					26,028
	4,939					3,718
兵庫	55	4		4	4	4
	131,963	10,627		10,627	10,627	10,627
	2,399	2,657		2,657	2,657	2,657

上段：数量=kg
 单位 中断：金額=円
 下段：単価=円

9月	10月	11月	12月	1月	2月	3月
195 304,976 1,564	301 490,698 1,630	454 633,657 1,396	1,055 1,522,655 1,443	661 898,301 1,359	675 951,235 1,409	649 871,225 1,342
				20 48,513 2,426		13 21,439 1,649
705 884,043 1,254	372 660,809 1,776	278 530,986 1,910	606 1,212,838 2,001	440 969,781 2,204	516 1,226,203 2,376	944 1,931,096 2,046
470 575,737 1,225	516 584,518 1,133	410 457,380 1,116	525 614,358 1,170	360 404,438 1,123	490 580,932 1,186	785 994,594 1,267
30 45,360 1,512	11 25,661 2,333	9 19,440 2,160	2 6,480 3,240	3 6,480 2,160	6 12,442 2,074	8 19,440 2,430
44 66,614 1,514			0 0 0		22 15,120 687	15 25,402 1,693
7 28,274 4,039	22 25,812 1,173	72 107,741 1,496	122 206,388 1,692	19 36,234 1,907	72 99,490 1,382	9 29,484 3,276
44 52,175 1,186	323 481,172 1,490	494 827,454 1,675	225 410,045 1,822	70 68,083 973	155 152,690 985	85 115,614 1,360
1,053 1,894,927 1,800	1,214 2,878,977 2,371	1,232 3,164,336 2,568	870 1,299,126 1,493	817 1,538,528 1,883	854 1,752,621 2,052	829 1,977,605 2,386
	121 490,968 4,058	27 112,104 4,152				
128 218,754 1,709	187 408,888 2,187	92 129,168 1,404	459 341,874 745	201 341,766 1,700	153 308,232 2,015	137 367,416 2,682
21 91,692 4,366	115 458,622 3,988	47 234,036 4,979	18 67,176 3,732			
		4 7,063 1,766				
74 263,044 3,555	68 294,926 4,337	168 862,422 5,133	204 550,071 2,696	172 548,478 3,189	91 386,402 4,246	129 630,374 4,887
		45 218,700 4,860				
90 213,840 2,376	78 186,030 2,385	81 193,860 2,393	76 181,980 2,394	333 459,594 1,380	527 875,232 1,661	496 833,112 1,680
30 107,568 3,586	28 128,250 4,580	93 471,096 5,066	14 29,343 2,096	15 22,680 1,512	24 42,120 1,755	25 30,523 1,221
665 861,840 1,296	580 816,480 1,408	640 829,440 1,296	75 60,480 806	40 22,032 551	20 9,828 491	
30 87,602 2,920	25 69,552 2,782	23 61,865 2,690	24 68,202 2,842	44 119,484 2,716	31 84,151 2,715	38 105,553 2,778
6 29,592 4,932	1 2,808 2,808	4 23,328 5,832			8 46,656 5,832	
4 10,627 2,657	11 22,453 2,041	8 21,254 2,657		12 24,494 2,041		4 10,627 2,657

(1)鮮魚

品目別・出荷地	計	4月	5月	6月	7月	8月
その他	9		2	2		
広島	31,104		10,368	10,368		
	3,456		5,184	5,184		
解凍ばち	0					
合計	9,180					
平均単価	0					
	0					
宮城	9,180					
	0					

上段：数量=kg
 单位 中断：金額=円
 下段：単価=円

9月	10月	11月	12月	1月	2月	3月
5						
10,368						
2,074						
			0			
			9,180			
			0			
			0			
			9,180			
			0			

(2)冷凍

品目別・出荷地	計	4月	5月	6月	7月	8月
冷あじ	26,053	1,776	1,528	3,222	1,809	2,768
合計	11,290,090	1,038,436	725,965	1,535,270	863,820	1,167,229
平均単価	433	585	475	476	478	422
福島	663 334,681 505			3 6,977 2,326	3 8,640 2,880	9 14,220 1,580
宮城	1,350 752,760 558	1,200 648,000 540	20 13,500 675	120 84,240 702	10 7,020 702	
千葉	170 174,702 1,028	10 7,020 702		20 19,764 988	20 21,082 1,054	10 10,541 1,054
東京	22,707 8,685,305 382	366 202,651 554	1,363 516,715 379	2,934 1,155,729 394	1,596 578,188 362	2,566 921,239 359
三重	528 348,257 660	120 73,440 612			50 32,940 659	78 53,957 692
兵庫	550 739,969 1,345	80 107,325 1,342	145 195,750 1,350	100 135,000 1,350	105 141,750 1,350	90 120,616 1,340
愛媛	85 254,416 2,993			45 133,560 2,968	25 74,200 2,968	15 46,656 3,110
冷さば	391,342	22,386	21,145	63,027	26,634	25,432
合計	170,792,115	10,245,035	9,370,587	21,754,525	11,269,291	12,550,000
平均単価	436	458	443	345	423	493
福島	14,754 20,487,394 1,389	1,349 1,606,591 1,191	1,279 1,430,415 1,118	1,052 1,523,468 1,448	1,034 1,402,119 1,356	1,274 2,355,234 1,849
北海道	27 7,128 264				27 7,128 264	
青森	2,634 1,489,104 565	290 175,284 604	195 120,258 617	481 227,394 473	110 66,312 603	98 62,424 637
宮城	90,874 35,364,844 389	5,075 1,375,164 271	4,250 1,232,213 290	6,580 1,758,192 267	9,793 3,256,794 333	13,030 4,386,889 337
茨城	2,750 1,349,892 491	400 207,360 518	100 51,840 518			
埼玉	175 312,400 1,785					
千葉	4,494 3,074,161 684	1,015 627,267 618	1,100 646,793 588	275 209,474 762	300 229,562 765	220 166,059 755
東京	259,478 98,869,556 381	12,927 5,317,424 411	13,563 5,297,552 391	54,236 17,473,184 322	14,800 5,675,236 383	5,127 2,785,802 543
新潟	60 28,512 475			60 28,512 475		
三重	12,260 5,744,456 469	715 385,064 539	260 143,802 553	10 5,400 540	40 23,976 599	5,300 2,359,800 445
兵庫	1,776 2,851,342 1,605	185 299,025 1,616	218 353,430 1,621	323 522,421 1,617	290 466,090 1,607	213 343,720 1,614
福岡	2,060 1,213,326 589	430 251,856 586	180 94,284 524	10 6,480 648	240 142,074 592	170 90,072 530
冷さんま	275,293	8,103	9,777	32,206	13,033	11,196
合計	83,570,211	3,213,508	3,276,461	5,917,596	7,033,007	7,437,742
平均単価	304	397	335	184	540	664

上段：数量=kg
 单位 中断：金額=円
 下段：単価=円

9月	10月	11月	12月	1月	2月	3月
337 230,020 683	2,016 745,966 370	2,607 964,986 370	2,771 1,184,122 427	1,616 582,508 360	2,004 1,007,898 503	3,599 1,243,870 346
15 17,401 1,160	3 2,592 864	9 8,215 913	609 250,919 412		9 20,587 2,287	3 5,130 1,710
10 10,541 1,054	10 10,541 1,054	10 10,541 1,054	20 21,082 1,054	5 5,270 1,054	30 31,622 1,054	25 26,698 1,068
217 133,768 616	1,958 698,003 356	2,568 932,190 363	2,112 885,553 419	1,571 549,698 350	1,915 920,589 481	3,541 1,190,982 336
80 48,060 601	40 28,080 702	20 14,040 702	20 14,040 702	40 27,540 689	50 35,100 702	30 21,060 702
15 20,250 1,350	5 6,750 1,350		10 12,528 1,253			
48,545 19,504,795 402	40,192 16,986,350 423	24,945 13,212,793 530	24,421 12,478,678 511	26,472 12,324,250 466	46,562 18,733,852 402	21,581 12,361,959 573
986 1,294,670 1,313	1,469 2,303,934 1,568	1,321 1,992,556 1,508	1,380 1,763,895 1,278	1,421 1,724,144 1,213	870 1,365,658 1,570	1,319 1,724,710 1,308
180 108,216 601	80 42,228 528	320 168,912 528	170 101,952 600	80 47,736 597	280 173,232 619	350 195,156 558
12,435 5,350,277 430	7,855 3,566,795 454	4,870 2,203,088 452	4,831 3,124,222 647	6,945 3,415,392 492	11,945 4,324,752 362	3,265 1,371,066 420
						2,250 1,090,692 485
				65 105,300 1,620	95 161,125 1,696	15 45,975 3,065
200 149,341 747	240 179,408 748	250 191,136 765	232 169,623 731	260 196,126 754	170 131,499 774	232 177,873 767
29,386 9,916,065 337	29,463 10,140,007 344	18,021 8,494,575 471	17,458 7,042,466 403	17,498 6,674,862 381	33,042 12,443,626 377	13,957 7,608,757 545
5,095 2,346,246 460	840 480,168 572					
183 293,000 1,601	125 200,910 1,607	63 97,726 1,551	60 95,080 1,585	43 66,730 1,552	40 62,680 1,567	33 50,530 1,531
80 46,980 587	120 72,900 608	100 64,800 648	290 181,440 626	160 93,960 587	120 71,280 594	160 97,200 608
16,568 10,773,538 650	35,801 8,376,833 234	58,906 8,356,373 142	23,267 7,619,320 327	5,965 2,180,001 365	49,749 15,758,436 317	10,722 3,627,396 338

(2)冷凍

品目別・出荷地	計	4月	5月	6月	7月	8月
冷さんま	101,490	6,920	8,065	10,996	9,940	7,585
福島	30,537,188	2,415,528	2,279,394	2,899,568	3,010,551	2,366,955
	301	349	283	264	303	312
北海道	10,540					20
	4,285,338					63,764
	407					3,188
岩手	5,479			5	1,198	1,470
	11,263,442			11,081	2,239,624	3,037,459
	2,056			2,216	1,869	2,066
宮城	40,540					
	11,412,646					
	282					
茨城	20,301	1,148	1,360	923	988	1,108
	11,437,340	774,846	792,720	629,154	664,470	727,034
	563	675	583	682	673	656
千葉	45,690					
	4,342,378					
	95					
東京	51,253	35	352	20,282	907	1,013
	10,291,879	23,134	204,347	2,377,793	1,118,362	1,242,530
	201	661	581	117	1,233	1,227
冷かれい	239,803	19,202	14,500	17,952	16,370	19,152
合計	162,199,233	13,892,838	11,015,060	10,766,956	11,190,233	11,321,464
平均単価	676	724	760	600	684	591
福島	51,257	4,134	3,464	3,276	3,229	5,236
	28,753,696	2,737,233	2,198,248	2,097,350	2,164,583	2,397,049
	561	662	635	640	670	458
宮城	93,606	5,693	5,331	10,637	7,288	8,381
	50,974,835	3,892,997	3,778,578	4,784,116	3,339,735	3,619,206
	545	684	709	450	458	432
茨城	1,981	380	60	93	139	
	1,134,727	184,680	34,560	42,007	69,417	
	573	486	576	452	499	
栃木	124	16	8	8	16	18
	445,500	62,640	31,320	31,320	62,640	38,340
	3,593	3,915	3,915	3,915	3,915	2,130
東京	70,585	4,993	4,345	3,435	4,401	4,877
	64,474,153	4,841,722	4,207,292	3,426,235	4,549,846	4,607,167
	913	970	968	997	1,034	945
三重	22,250	3,986	1,292	503	1,297	640
	16,416,322	2,173,566	765,062	385,928	1,004,012	659,702
	738	545	592	767	774	1,031
冷たい	24,889	1,435	2,977	2,714	1,704	2,248
合計	33,563,727	2,079,845	3,903,154	3,403,953	2,244,890	3,148,495
平均単価	1,349	1,449	1,311	1,254	1,317	1,401
福島	2,900	149	141	238	213	281
	5,940,360	415,368	354,591	506,611	445,003	503,272
	2,048	2,788	2,515	2,129	2,089	1,791
青森	255	30				
	332,093	58,860				
	1,302	1,962				
宮城	6,395	365	566	703	316	45
	6,376,969	488,696	639,350	630,707	436,506	57,240
	997	1,339	1,130	897	1,381	1,272
茨城	12					
	12,809					
	1,067					
埼玉	487	40	47	40	70	10
	560,308	41,472	66,964	42,120	75,600	10,800
	1,151	1,037	1,425	1,053	1,080	1,080
東京	14,840	851	2,223	1,733	1,105	1,912
	20,341,188	1,075,449	2,842,249	2,224,515	1,287,781	2,577,183
	1,371	1,264	1,279	1,284	1,165	1,348
冷赤魚	697,753	88,096	93,688	18,814	42,717	81,659
合計	326,058,470	34,574,428	36,730,220	10,861,051	20,762,567	37,521,490
平均単価	467	392	392	577	486	459

上段：数量=kg
 单位 中断：金額=円
 下段：単価=円

9月	10月	11月	12月	1月	2月	3月
9,792	9,056	6,363	4,604	3,449	17,199	7,521
3,069,898	2,724,084	1,846,292	1,253,076	909,036	5,992,060	1,770,746
314	301	290	272	264	348	235
130	100	1,300	5,650	1,230	1,190	920
414,464	176,258	463,320	1,980,720	438,372	424,116	324,324
3,188	1,763	356	351	356	356	353
1,750	530	55	118	40	25	288
3,904,768	1,185,429	123,076	224,662	58,255	32,400	446,688
2,231	2,237	2,238	1,904	1,456	1,296	1,551
150	225	5	10,630	180	29,350	
76,140	238,480	9,234	2,916,756	53,136	8,118,900	
508	1,060	1,847	274	295	277	
3,446	3,413	1,773	2,130	913	1,734	1,365
1,710,180	1,658,772	994,410	1,125,954	614,196	944,784	800,820
496	486	561	529	673	545	587
	22,290	23,400				
	2,118,442	2,223,936				
	95	95				
1,300	187	26,010	135	153	251	628
1,598,088	275,368	2,696,105	118,152	107,006	246,176	284,818
1,229	1,473	104	875	699	981	454
14,753	19,845	27,432	34,442	16,496	21,616	18,043
12,044,384	13,433,956	14,414,580	20,828,687	13,641,533	15,382,164	14,267,378
816	677	525	605	827	712	791
2,751	906	10,590	8,696	2,127	3,770	3,078
1,875,344	730,955	2,213,067	4,083,885	2,498,758	2,897,346	2,859,878
682	807	209	470	1,175	769	929
5,081	11,181	7,980	17,517	4,230	4,226	6,061
3,662,820	6,107,382	4,766,350	8,510,497	2,725,402	2,115,936	3,671,816
721	546	597	486	644	501	606
70	64	91	288	66	308	422
30,024	27,729	39,793	105,486	93,765	343,322	163,944
429	433	437	366	1,421	1,115	388
16	16	26				
62,640	62,640	93,960				
3,915	3,915	3,614				
4,990	6,261	7,949	7,080	8,654	8,230	5,370
5,018,078	5,411,059	6,463,411	6,697,684	7,229,843	7,254,307	4,767,509
1,006	864	813	946	835	881	888
1,845	1,417	796	861	1,419	5,082	3,112
1,395,478	1,094,191	837,999	1,431,135	1,093,765	2,771,253	2,804,231
756	772	1,053	1,662	771	545	901
1,434	3,310	1,457	2,329	1,985	1,169	2,127
2,208,308	3,398,473	2,744,680	3,258,567	2,853,218	1,758,521	2,561,623
1,540	1,027	1,884	1,399	1,437	1,504	1,204
215	765	217	198	153	170	160
386,316	576,666	977,769	553,932	377,244	435,726	407,862
1,797	754	4,506	2,798	2,466	2,563	2,549
70	105	17		33		
117,720	112,131	15,790		27,592		
1,682	1,068	929		836		
313	1,400	273	698	493	195	1,028
461,570	1,163,251	411,199	650,548	529,794	144,126	763,982
1,475	831	1,506	932	1,075	739	743
					12	
					12,809	
					1,067	
10		110	70	40		50
22,680		123,552	69,120	39,960		68,040
2,268		1,123	987	999		1,361
826	1,040	840	1,363	1,266	792	889
1,220,022	1,546,425	1,216,370	1,984,967	1,878,628	1,165,860	1,321,739
1,477	1,487	1,448	1,456	1,484	1,472	1,487
67,345	33,139	35,669	82,472	34,062	31,337	88,755
32,486,958	18,311,444	20,130,444	38,764,026	19,110,780	18,051,739	38,753,323
482	553	564	470	561	576	437

(2)冷凍

品目別・出荷地	計	4月	5月	6月	7月	8月
冷赤魚	94,318	2,152	2,118	2,793	5,882	8,690
福島	75,265,067	2,236,300	1,856,916	2,256,974	4,731,206	8,179,523
	798	1,039	877	808	804	941
宮城	414,704	75,710	85,756	8,716	20,583	52,300
	155,079,502	25,240,080	30,786,539	4,235,568	7,835,124	19,372,652
	374	333	359	486	381	370
千葉	5					
	0					
	0					
東京	167,438	6,669	3,978	6,238	13,754	18,081
	80,701,150	4,616,156	2,765,709	3,541,868	6,414,432	8,200,093
	482	692	695	568	466	454
三重	4,397	1,113	441	504	126	
	2,534,151	672,460	256,737	310,034	69,628	
	576	604	582	615	553	
大阪	16,891	2,452	1,395	563	2,372	2,588
	12,478,600	1,809,432	1,064,319	516,607	1,712,177	1,769,222
	739	738	763	918	722	684
冷さけ	98,274	7,291	5,055	6,614	7,407	7,677
合計	96,487,865	8,236,177	6,180,210	6,740,560	7,087,286	7,337,960
平均単価	982	1,130	1,223	1,019	957	956
福島	23,744	1,068	1,359	1,304	904	824
	18,063,954	1,747,667	2,032,438	1,591,067	1,084,932	1,072,642
	761	1,636	1,496	1,220	1,200	1,302
北海道	4,675					
	3,422,250					
	732					
青森	1,389					
	1,340,053					
	965					
宮城	5,872	172	49	174	223	596
	5,276,967	197,424	55,458	190,458	241,866	506,369
	899	1,148	1,132	1,095	1,085	850
茨城	6,486	429	576	336	360	507
	5,857,873	365,926	510,138	282,852	318,811	435,294
	903	853	886	842	886	859
千葉	360	110	150			
	334,800	103,464	141,156			
	930	941	941			
東京	51,603	5,137	2,771	4,725	5,365	5,325
	58,036,614	5,514,166	3,314,660	4,613,003	4,935,265	4,929,779
	1,125	1,073	1,196	976	920	926
三重	4,133	375	150	75	555	425
	4,147,578	307,530	126,360	63,180	506,412	393,876
	1,004	820	842	842	912	927
京都	12					
	7,776					
	648					
冷ます	44,743	3,813	3,573	3,670	6,890	3,626
合計	70,972,129	6,055,944	5,230,280	5,457,969	8,644,639	5,959,359
平均単価	1,586	1,588	1,464	1,487	1,255	1,644
福島	1,041	188	257	159	158	
	1,162,023	173,016	238,888	142,938	200,200	
	1,116	920	930	899	1,267	
宮城	17,071	567	559	837	1,224	2,128
	27,636,930	1,030,239	949,536	1,368,495	2,139,561	3,464,721
	1,619	1,817	1,699	1,635	1,748	1,628
茨城	2,010				2,010	
	1,128,600				1,128,600	
	561				561	
東京	18,684	3,058	2,757	2,674	3,473	1,298
	31,119,013	4,852,689	4,041,856	3,946,536	5,154,678	2,203,038
	1,666	1,587	1,466	1,476	1,484	1,697
静岡	15					
	44,179					
	2,945					

上段：数量=kg
 单位 中断：金額=円
 下段：単価=円

9月	10月	11月	12月	1月	2月	3月
14,241 9,010,295 633	14,233 8,896,365 625	9,313 7,395,148 794	11,882 9,859,813 830	7,618 6,604,284 867	8,187 6,842,276 836	7,209 7,395,967 1,026
31,772 13,783,223 434	5,279 2,552,253 483	10,759 4,794,022 446	48,963 18,301,770 374	13,290 5,898,158 444	5,025 2,446,197 487	56,551 19,833,916 351
						5 0 0
20,296 8,946,652 441	11,867 5,716,028 482	14,132 7,016,545 497	19,724 9,311,087 472	12,664 6,152,254 486	16,765 7,772,798 464	23,270 10,247,528 440
	1,134 629,143 555	441 249,253 565	588 310,716 528			50 36,180 724
1,036 746,788 721	626 517,655 827	1,024 675,476 660	1,315 980,640 746	490 456,084 931	1,360 990,468 728	1,670 1,239,732 742
4,817 5,880,359 1,221	5,140 6,145,286 1,196	12,456 11,329,702 910	12,251 12,712,887 1,038	7,886 9,189,344 1,165	5,486 6,864,937 1,251	16,194 8,783,157 542
979 1,298,793 1,327	680 903,116 1,328	2,562 1,369,401 535	2,349 3,062,465 1,304	1,268 1,456,543 1,149	961 1,146,994 1,194	9,486 1,297,896 137
			4,050 2,843,100 702	500 459,000 918		125 120,150 961
				8 12,020 1,503		1,381 1,328,033 962
120 149,040 1,242	613 512,957 837	870 733,331 843	818 659,934 807	820 711,450 868	572 544,536 952	845 774,144 916
375 330,610 882	522 450,004 862	605 522,342 863	1,056 924,264 875	570 523,746 919	564 597,780 1,060	586 596,106 1,017
			100 90,180 902			
3,148 3,917,722 1,245	2,877 3,871,455 1,346	7,999 8,289,422 1,036	3,576 4,838,050 1,353	4,495 5,800,811 1,291	2,734 3,763,197 1,376	3,451 4,249,084 1,231
195 184,194 945	448 407,754 910	420 415,206 989	290 287,118 990	225 225,774 1,003	655 812,430 1,240	320 417,744 1,305
			12 7,776 648			
3,765 6,305,159 1,675	2,543 4,190,470 1,648	1,558 2,916,710 1,872	4,194 7,671,317 1,829	5,199 6,604,146 1,270	3,340 6,413,742 1,920	2,572 5,522,394 2,147
4 13,079 3,270	138 193,984 1,406		98 158,621 1,619		34 40,608 1,194	5 689 138
1,612 2,821,986 1,751	868 1,490,076 1,717	935 1,714,878 1,834	1,976 3,555,252 1,799	3,929 4,177,170 1,063	1,450 2,707,560 1,867	986 2,217,456 2,249
809 1,489,374 1,841	717 1,243,890 1,735	525 1,037,406 1,976	770 1,734,264 2,252	540 1,071,036 1,983	1,036 2,135,106 2,061	1,027 2,209,140 2,151
		8 23,486 2,936				7 20,693 2,956

(2)冷凍

品目別・出荷地	計	4月	5月	6月	7月	8月
冷ます	1,475				25	
三重	2,774,736				21,600	
	1,881				864	
京都	4,447					200
	7,106,648					291,600
	1,598					1,458
冷たら	36,578	3,210	2,161	2,501	3,247	3,454
合計	57,216,602	4,823,113	3,126,506	3,809,489	5,286,691	5,506,268
平均単価	1,564	1,503	1,447	1,523	1,628	1,594
福島	1,927	136	168	99	243	144
	4,243,124	225,212	235,491	163,363	517,743	231,845
	2,202	1,656	1,402	1,650	2,131	1,610
青森	6					
	18,144					
	3,024					
宮城	16,354	1,303	716	1,097	1,008	1,362
	25,133,085	1,834,979	1,263,647	1,928,382	1,634,858	2,528,867
	1,537	1,408	1,765	1,758	1,622	1,857
東京	17,666	1,771	1,254	1,237	1,951	1,857
	27,088,596	2,762,922	1,595,280	1,621,480	3,069,914	2,618,674
	1,533	1,560	1,272	1,311	1,574	1,410
三重	625		23	68	45	91
	733,653		32,088	96,264	64,176	126,882
	1,174		1,395	1,416	1,426	1,394
冷さわら	14,670	1,554	1,112	1,327	932	861
合計	15,277,557	1,552,122	1,171,084	1,424,163	867,067	865,301
平均単価	1,041	999	1,053	1,073	930	1,005
福島	891	136	72	107	54	121
	1,418,234	177,228	99,759	183,027	120,787	180,149
	1,592	1,303	1,386	1,711	2,237	1,489
岩手	300					
	664,200					
	2,214					
宮城	88			80		
	121,824			109,296		
	1,384			1,366		
埼玉	10					
	30,650					
	3,065					
東京	6,101	948	900	640	538	360
	5,918,429	870,426	902,737	595,080	392,148	287,820
	970	918	1,003	930	729	800
三重	7,280	470	140	500	340	380
	7,124,220	504,468	168,588	536,760	354,132	397,332
	979	1,073	1,204	1,074	1,042	1,046
冷めぬけ	3,993	427	248	329	248	460
合計	4,318,284	392,840	261,533	308,362	180,900	554,688
平均単価	1,081	920	1,055	937	729	1,206
福島	50		20			
	23,760		12,960			
	475		648			
宮城	3,943	427	228	329	248	460
	4,294,524	392,840	248,573	308,362	180,900	554,688
	1,089	920	1,090	937	729	1,206
冷きす	6,723	583	558	638	469	745
合計	12,890,038	1,328,508	1,058,940	1,105,812	990,814	1,094,148
平均単価	1,917	2,279	1,898	1,733	2,113	1,469
茨城	3,616	503	293	253	353	185
	8,351,446	1,216,188	686,880	566,352	831,838	316,764
	2,310	2,418	2,344	2,239	2,356	1,712
東京	1,757	80			116	480
	2,447,388	112,320			158,976	667,224
	1,393	1,404			1,370	1,390
山口	1,350		265	385		80
	2,091,204		372,060	539,460		110,160
	1,549		1,404	1,401		1,377

上段：数量=kg
 单位 中断：金額=円
 下段：単価=円

9月	10月	11月	12月	1月	2月	3月
				230	820	400
				433,620	1,530,468	789,048
				1,885	1,866	1,973
1,340	820	90	1,350	500		147
1,980,720	1,262,520	140,940	2,223,180	922,320		285,368
1,478	1,540	1,566	1,647	1,845		1,941
3,105	3,107	2,692	4,734	1,759	3,766	2,842
4,791,052	5,228,104	4,226,755	8,907,754	2,480,327	4,333,542	4,697,001
1,543	1,683	1,570	1,882	1,410	1,151	1,653
232	198	103	214	195	58	137
549,254	695,160	182,521	724,102	175,556	136,754	406,123
2,367	3,511	1,772	3,384	900	2,358	2,964
						6
						18,144
						3,024
1,218	1,272	1,540	2,083	795	2,778	1,182
1,926,314	2,238,188	2,430,476	3,594,353	1,125,386	2,813,838	1,813,797
1,582	1,760	1,578	1,726	1,416	1,013	1,535
1,542	1,617	944	2,387	729	910	1,467
2,155,781	2,282,444	1,470,026	4,558,519	1,154,761	1,370,638	2,428,157
1,398	1,412	1,557	1,910	1,584	1,506	1,655
113	20	105	50	40	20	50
159,703	12,312	143,732	30,780	24,624	12,312	30,780
1,413	616	1,369	616	616	616	616
873	1,063	840	816	2,715	1,115	1,462
808,940	1,058,836	933,120	738,915	2,884,822	1,313,924	1,659,263
927	996	1,111	906	1,063	1,178	1,135
53	73	62	61	50	50	52
84,368	125,392	72,533	109,599	103,039	49,710	112,643
1,592	1,718	1,170	1,797	2,061	994	2,166
	100	100			100	
	221,400	221,400			221,400	
	2,214	2,214			2,214	
		8				
		12,528				
		1,566				
						10
						30,650
						3,065
250	420	300	255	575	445	470
137,700	243,000	252,223	136,566	778,275	653,474	668,980
551	579	841	536	1,354	1,468	1,423
570	470	370	500	2,090	520	930
586,872	469,044	374,436	492,750	2,003,508	389,340	846,990
1,030	998	1,012	986	959	749	911
281	390	480	420	240	190	280
302,821	453,060	546,696	480,384	278,640	198,720	359,640
1,078	1,162	1,139	1,144	1,161	1,046	1,284
	20		10			
	8,100		2,700			
	405		270			
281	370	480	410	240	190	280
302,821	444,960	546,696	477,684	278,640	198,720	359,640
1,078	1,203	1,139	1,165	1,161	1,046	1,284
525	528	735	689	263	525	465
1,088,964	886,032	1,126,764	1,392,228	659,772	959,796	1,198,260
2,074	1,678	1,533	2,021	2,509	1,828	2,577
355	233	175	313	263	225	465
850,284	477,576	341,712	659,664	659,772	546,156	1,198,260
2,395	2,050	1,953	2,108	2,509	2,427	2,577
	295	560	226			
	408,456	785,052	315,360			
	1,385	1,402	1,395			
170			150		300	
238,680			417,204		413,640	
1,404			2,781		1,379	

(2)冷凍

品目別・出荷地	計	4月	5月	6月	7月	8月
冷にしん	26,387	2,194	1,772	2,184	2,171	1,647
合計	7,113,076	571,645	466,539	584,963	559,151	434,121
平均単価	270	261	263	268	258	264
福島	55 126,360 2,297					
宮城	323 184,032 570					
茨城	1,830 989,388 541	150 81,000 540	155 83,700 540	195 105,300 540	120 64,800 540	100 54,000 540
東京	24,179 5,813,296 240	2,044 490,645 240	1,617 382,839 237	1,989 479,663 241	2,051 494,351 241	1,547 380,121 246
冷ほっけ	258,227	6,858	46,638	45,432	30,727	21,247
合計	126,219,927	4,551,851	19,947,887	21,413,783	14,088,013	10,126,185
平均単価	489	664	428	471	458	477
福島	12,485 9,568,248 766	1,229 1,134,615 923	2,513 1,791,268 713	1,496 1,026,658 686	657 587,207 894	748 597,385 799
北海道	2 16,200 8,100				2 16,200 8,100	
宮城	243,128 114,695,062 472	5,561 3,324,701 598	44,109 18,137,546 411	43,303 20,014,837 462	29,991 13,382,395 446	20,437 9,439,105 462
茨城	1 1,728 1,728					1 1,728 1,728
東京	2,611 1,938,689 743	68 92,535 1,361	16 19,073 1,192	633 372,288 588	77 102,211 1,327	61 87,967 1,442
冷いか	179,124	10,681	9,780	18,157	12,797	26,659
合計	203,528,482	12,161,134	11,967,711	21,305,277	13,028,245	21,174,409
平均単価	1,136	1,139	1,224	1,173	1,018	794
福島	13,491 15,752,610 1,168	916 991,366 1,082	1,001 1,217,040 1,216	848 1,048,591 1,237	904 1,015,202 1,123	1,264 1,554,755 1,230
北海道	7,498 15,306,442 2,041	761 1,506,384 1,979	594 1,179,662 1,986	628 1,301,508 2,072	821 1,631,232 1,987	1,172 2,128,897 1,816
青森	26,648 19,693,877 739	2,698 1,680,566 623	3,265 2,026,696 621	3,176 2,028,650 639	3,831 2,567,916 670	3,806 2,678,022 704
岩手	27 27,000 1,000				27 27,000 1,000	
宮城	1,772 4,197,571 2,369	194 416,750 2,148	76 166,579 2,192	92 176,602 1,920	82 178,632 2,178	120 285,120 2,376
茨城	14,704 16,976,357 1,155		163 132,299 812	2,275 2,751,733 1,210	1,209 1,358,368 1,124	1,155 1,599,453 1,385
東京	96,689 89,302,836 924	4,682 4,420,676 944	2,843 3,325,342 1,170	9,531 10,573,837 1,109	4,254 2,586,211 608	16,994 8,393,080 494
新潟	15,365 37,130,687 2,417	1,230 2,670,192 2,171	1,538 3,352,769 2,180	1,312 3,005,964 2,291	1,384 3,182,760 2,300	1,733 3,860,622 2,228
三重	1,250 1,149,422 920		100 92,124 921	195 180,792 927	135 124,524 922	215 199,260 927
沖縄	1,680 3,991,680 2,376	200 475,200 2,376	200 475,200 2,376	100 237,600 2,376	150 356,400 2,376	200 475,200 2,376

上段：数量=kg
 单位 中断：金額=円
 下段：単価=円

9月	10月	11月	12月	1月	2月	3月
1,782 451,723 253	1,904 591,317 311	1,809 461,953 255	2,002 586,312 293	2,610 712,522 273	3,586 997,994 278	2,726 694,836 255
			36 75,816 2,106		19 50,544 2,660	
10 0 0	200 155,520 778		100 27,216 272			13 1,296 100
85 45,900 540	80 43,200 540	80 43,200 540	95 51,300 540	300 162,000 540	340 184,788 543	130 70,200 540
1,687 405,823 241	1,624 392,597 242	1,729 418,753 242	1,771 431,980 244	2,310 550,522 238	3,227 762,662 236	2,583 623,340 241
17,194 9,365,600 545	9,520 5,281,562 555	47,902 21,085,754 440	6,709 4,159,649 620	6,120 3,985,440 651	6,514 4,350,669 668	13,366 7,863,534 588
426 288,434 677	710 531,302 748	417 297,015 712	1,184 987,699 834	1,142 818,922 717	925 728,321 787	1,038 779,422 751
16,695 9,015,617 540	8,759 4,686,593 535	47,390 20,690,600 437	5,491 3,133,566 571	4,904 3,077,354 628	4,237 2,797,012 660	12,251 6,995,736 571
73 61,549 843	51 63,667 1,248	95 98,139 1,033	34 38,384 1,129	74 89,164 1,205	1,352 825,336 610	77 88,376 1,148
12,848 15,716,958 1,223	14,305 18,517,246 1,294	14,184 17,359,611 1,224	17,966 20,524,287 1,142	10,845 17,965,253 1,657	14,347 16,247,632 1,132	16,555 17,560,719 1,061
1,367 1,511,080 1,105	1,573 1,606,165 1,021	1,120 1,295,331 1,157	1,623 1,918,739 1,182	1,109 1,215,696 1,096	790 1,015,182 1,285	976 1,363,463 1,397
908 1,515,803 1,669	754 1,623,240 2,153	423 983,448 2,325	1,029 2,189,948 2,128	138 333,936 2,420	130 444,096 3,416	140 468,288 3,345
2,726 2,074,324 761	1,963 1,810,296 922	1,193 1,125,738 944	1,450 1,354,180 934	625 579,744 928	809 729,217 901	1,106 1,038,528 939
144 342,144 2,376	244 556,416 2,280	220 504,576 2,294	264 618,624 2,343	104 298,944 2,874	112 326,592 2,916	120 326,592 2,722
1,077 1,386,061 1,287	920 1,126,686 1,225	2,160 1,980,213 917	1,912 2,277,946 1,191	915 947,160 1,035	1,285 1,432,825 1,115	1,633 1,983,613 1,215
4,894 5,245,570 1,072	7,408 8,562,867 1,156	7,485 7,756,617 1,036	10,236 8,288,428 810	6,902 12,030,281 1,743	10,089 9,329,936 925	11,371 8,789,991 773
1,522 3,375,648 2,218	1,218 2,878,848 2,364	1,278 3,213,972 2,515	1,152 3,242,592 2,815	992 2,489,616 2,510	962 2,638,440 2,743	1,044 3,219,264 3,084
160 147,528 922	125 115,128 921	155 143,316 925	50 39,830 797	50 46,116 922	50 46,224 924	15 14,580 972
50 118,800 2,376	100 237,600 2,376	150 356,400 2,376	250 594,000 2,376	10 23,760 2,376	120 285,120 2,376	150 356,400 2,376

(2)冷凍

品目別・出荷地	計	4月	5月	6月	7月	8月
冷たこ	13,902	1,027	1,536	2,600	1,483	1,088
合計	20,405,086	1,349,793	1,684,131	4,615,985	2,382,631	1,717,632
平均単価	1,468	1,314	1,096	1,775	1,607	1,579
福島	8,620 11,656,008 1,352	700 945,000 1,350	570 785,808 1,379	1,030 1,393,740 1,353	890 1,211,220 1,361	730 988,740 1,354
青森	430 1,114,711 2,592	40 72,382 1,810	30 85,925 2,864	80 229,133 2,864	20 57,283 2,864	50 143,208 2,864
宮城	92 280,217 3,046	22 68,969 3,135			13 42,336 3,257	11 31,644 2,877
茨城	1,292 957,688 741	178 116,130 652	744 481,918 648		50 48,600 972	
千葉	180 207,360 1,152	10 12,960 1,296	40 45,360 1,134		10 12,960 1,296	30 32,400 1,080
東京	3,285 6,180,516 1,881	77 134,352 1,745	152 285,120 1,876	1,490 2,993,112 2,009	500 1,010,232 2,020	267 521,640 1,954
静岡	3 8,586 2,862					
冷えび	206,520	15,518	13,148	12,598	13,976	19,569
合計	501,591,381	36,760,277	32,576,608	29,858,217	35,320,917	51,098,917
平均単価	2,429	2,369	2,478	2,370	2,527	2,611
福島	2,983 9,701,431 3,252	209 801,499 3,835	174 553,580 3,181	154 572,929 3,720	231 659,291 2,854	476 1,371,187 2,881
北海道	4,221 11,877,048 2,814	360 696,902 1,936	336 907,200 2,700	96 263,736 2,747	208 570,240 2,742	148 421,200 2,846
青森	24 38,880 1,620					
宮城	72,488 154,385,019 2,130	6,720 14,456,928 2,151	4,340 8,823,414 2,033	4,772 9,159,172 1,919	5,254 12,573,694 2,393	7,907 18,271,101 2,311
千葉	3,015 8,642,256 2,866	101 574,020 5,683	166 528,876 3,186	94 407,592 4,336	238 576,072 2,420	704 1,569,422 2,229
東京	67,795 146,279,472 2,158	5,036 10,614,656 2,108	4,625 10,310,588 2,229	4,225 9,491,783 2,247	3,645 7,726,732 2,120	5,760 13,428,895 2,331
岐阜	31,278 77,411,393 2,475	1,520 3,998,400 2,631	1,860 4,942,901 2,657	1,313 3,418,417 2,604	2,327 5,760,259 2,475	1,683 4,176,242 2,481
静岡	963 1,915,920 1,990					
愛知	55 366,993 6,673	10 67,910 6,791	5 33,955 6,791	15 101,865 6,791	5 33,955 6,791	
三重	22,223 87,569,877 3,941	1,488 5,291,712 3,556	1,637 6,452,874 3,942	1,837 6,237,739 3,396	1,839 6,893,396 3,748	2,632 11,270,088 4,282
兵庫	1,459 3,256,902 2,232	70 219,888 3,141	5 23,220 4,644	92 204,984 2,228	225 488,916 2,173	255 552,420 2,166
福岡	16 146,190 9,137	4 38,362 9,591			4 38,362 9,591	4 38,362 9,591
冷きんぎ	63,752	2,568	3,871	3,696	11,031	6,852
合計	64,555,605	3,126,949	3,800,480	3,308,767	9,511,658	5,857,327
平均単価	1,013	1,218	982	895	862	855

上段：数量=kg
 单位 中断：金額=円
 下段：単価=円

9月	10月	11月	12月	1月	2月	3月
919 1,364,418 1,485	1,792 2,449,397 1,367	616 877,111 1,424	1,180 1,672,531 1,417	390 543,823 1,394	670 910,483 1,359	601 837,151 1,393
550 723,600 1,316	1,600 2,160,000 1,350	450 607,500 1,350	950 1,287,900 1,356	250 337,500 1,350	500 675,000 1,350	400 540,000 1,350
	30 85,925 2,864	20 57,283 2,864	100 211,723 2,117	20 57,283 2,864	20 57,283 2,864	20 57,283 2,864
21 52,596 2,505		6 21,168 3,528	13 42,336 3,257			6 21,168 3,528
60 58,320 972	50 48,600 972		25 24,300 972	50 48,600 972	60 58,320 972	75 72,900 972
10 12,960 1,296		40 45,360 1,134		10 12,960 1,296	30 32,400 1,080	
275 508,356 1,849	112 154,872 1,383	100 145,800 1,458	92 106,272 1,155	60 87,480 1,458	60 87,480 1,458	100 145,800 1,458
3 8,586 2,862						
13,964 34,080,460 2,441	14,640 34,151,936 2,333	18,500 39,349,344 2,127	34,917 95,456,670 2,734	15,340 34,795,137 2,268	15,969 35,847,304 2,245	18,381 42,295,594 2,301
111 454,299 4,093	157 595,345 3,792	140 584,451 4,175	567 1,679,936 2,963	137 531,446 3,879	421 1,257,700 2,987	206 639,768 3,106
124 330,480 2,665	494 1,609,495 3,258	674 2,002,248 2,971	734 2,506,249 3,415	248 827,798 3,338	463 1,158,408 2,502	336 583,092 1,735
		24 38,880 1,620				
4,732 11,330,534 2,394	4,608 10,256,366 2,226	6,151 11,382,880 1,851	11,138 23,079,422 2,072	5,450 9,906,394 1,818	5,647 11,470,838 2,031	5,769 13,674,276 2,370
90 349,056 3,878	65 270,864 4,167	84 316,548 3,768	286 1,171,584 4,096	149 466,204 3,129	197 625,968 3,178	841 1,786,050 2,124
4,537 9,434,158 2,079	4,698 8,989,084 1,913	5,900 10,065,741 1,706	12,844 30,840,465 2,401	5,434 12,247,297 2,254	4,894 10,355,486 2,116	6,197 12,774,587 2,061
2,848 6,761,127 2,374	2,800 6,647,117 2,374	3,660 8,774,460 2,397	3,430 9,373,360 2,733	2,815 6,941,831 2,466	3,195 7,597,032 2,378	3,827 9,020,247 2,357
4 4,590 1,148	398 771,120 1,937	58 123,120 2,123	403 808,920 2,007	100 208,170 2,082		
5 33,955 6,791	5 33,955 6,791	5 26,406 5,281		5 34,992 6,998		
1,501 5,366,331 3,575	1,405 4,932,150 3,510	1,799 6,011,390 3,342	4,837 24,564,438 5,078	992 3,584,565 3,613	1,137 3,312,212 2,913	1,119 3,652,982 3,265
12 15,930 1,328	10 46,440 4,644	5 23,220 4,644	674 1,401,192 2,079	10 46,440 4,644	15 69,660 4,644	86 164,592 1,914
			4 31,104 7,776			
6,649 5,882,963 885	4,987 4,656,672 934	3,560 3,330,242 935	8,346 7,994,682 958	2,278 2,229,011 978	2,807 2,745,600 978	7,107 12,111,254 1,704

(2)冷凍

品目別・出荷地	計	4月	5月	6月	7月	8月
冷きんき	2,188	90	226	51	128	181
福島	7,221,722	319,464	806,436	180,468	389,448	621,594
	3,301	3,550	3,568	3,539	3,043	3,434
北海道	4 60,563 15,141				2 29,171 14,586	
宮城	61,560 57,273,320 930	2,478 2,807,485 1,133	3,645 2,994,044 821	3,645 3,128,299 858	10,901 9,093,039 834	6,671 5,235,733 785
冷メルルーサ	671	58	53	28	63	96
合計	1,067,798	82,340	82,102	37,390	84,212	155,362
平均単価	1,591	1,420	1,549	1,335	1,337	1,618
福島	126 286,954 2,277		9 16,092 1,788	4 5,940 1,485	9 14,595 1,622	15 36,281 2,419
宮城	275 469,260 1,706	30 49,680 1,656	30 49,680 1,656	10 15,120 1,512		45 78,840 1,752
東京	270 311,584 1,154	28 32,660 1,166	14 16,330 1,166	14 16,330 1,166	54 69,617 1,289	36 40,241 1,118
冷くじら	716	29	26	18	55	44
合計	1,895,950	81,810	72,198	61,020	165,024	146,664
平均単価	2,648	2,821	2,777	3,390	3,000	3,333
宮城	72 97,114 1,349	8 12,150 1,519	8 12,150 1,519		20 16,416 821	9 1,836 204
東京	644 1,798,836 2,793	21 69,660 3,317	18 60,048 3,336	18 61,020 3,390	35 148,608 4,246	35 144,828 4,138
冷かに	92,951	4,172	4,223	4,648	5,609	5,180
合計	260,230,766	11,143,719	10,493,438	15,379,692	13,286,322	14,839,671
平均単価	2,800	2,671	2,485	3,309	2,369	2,865
福島	3,929 14,002,666 3,564	280 1,276,560 4,559	270 1,015,736 3,762	242 1,006,637 4,160	21 119,340 5,683	504 2,014,032 3,996
北海道	6,147 11,364,671 1,849	319 580,883 1,821	981 1,954,692 1,993	746 1,513,215 2,028	688 1,385,964 2,014	773 1,480,221 1,915
宮城	33,534 92,145,992 2,748	1,333 3,315,180 2,487	966 2,276,640 2,357	2,068 8,451,472 4,087	1,324 3,489,264 2,635	1,214 2,958,343 2,437
茨城	7,163 17,230,968 2,406	508 1,158,624 2,281	304 716,040 2,355	178 399,168 2,243	345 804,492 2,332	306 716,040 2,340
千葉	2,842 15,904,631 5,596	154 879,660 5,712	115 640,440 5,569	137 759,888 5,547	278 1,169,100 4,205	109 676,663 6,208
東京	30,280 79,779,285 2,635	1,427 3,297,901 2,311	1,428 3,148,708 2,205	1,091 2,589,853 2,374	2,704 5,344,104 1,976	2,043 6,092,032 2,982
神奈川	214 811,069 3,790	12 34,733 2,894	109 403,574 3,703		8 16,848 2,106	
大阪	3,318 6,101,780 1,839	9 15,233 1,693		73 134,363 1,841	20 44,010 2,201	50 97,200 1,944
兵庫	104 591,840 5,691	6 47,520 7,920	8 47,520 5,940	8 47,520 5,940	10 71,280 7,128	8 47,520 5,940
鳥取	509 3,077,563 6,046	52 344,321 6,622	20 237,600 11,880	16 198,720 12,420	18 181,440 10,080	54 304,668 5,642
福岡	3,152 14,488,933 4,597			1 19,440 19,440	59 227,836 3,862	67 295,920 4,417

上段：数量=kg
 单位 中断：金額=円
 下段：単価=円

9月	10月	11月	12月	1月	2月	3月
196	114	254	404	164	270	110
596,538	336,895	878,634	1,489,201	517,860	798,336	286,848
3,044	2,955	3,459	3,686	3,158	2,957	2,608
					2	
					31,392	
					15,696	
6,453	4,873	3,306	7,942	2,114	2,535	6,997
5,286,425	4,319,777	2,451,608	6,505,481	1,711,151	1,915,872	11,824,406
819	886	742	819	809	756	1,690
41	36	42	72	56	54	72
55,080	53,563	80,547	127,148	104,290	102,170	103,594
1,343	1,488	1,918	1,766	1,862	1,892	1,439
3	9	15	23	12	15	12
8,208	13,527	36,191	52,250	37,178	38,299	28,393
2,736	1,503	2,413	2,272	3,098	2,553	2,366
10	20	20	35	30	25	20
15,120	32,400	36,720	59,400	51,840	48,600	31,860
1,512	1,620	1,836	1,697	1,728	1,944	1,593
28	7	7	14	14	14	40
31,752	7,636	7,636	15,498	15,272	15,271	43,341
1,134	1,091	1,091	1,107	1,091	1,091	1,084
13	100	123	127	62	56	63
49,248	246,629	320,504	317,696	139,277	125,800	170,080
3,788	2,466	2,606	2,502	2,246	2,246	2,700
	19		8			
	41,256		13,306			
	2,171		1,663			
13	81	123	119	62	56	63
49,248	205,373	320,504	304,390	139,277	125,800	170,080
3,788	2,535	2,606	2,558	2,246	2,246	2,700
5,309	6,544	6,871	30,894	6,728	5,375	7,398
15,929,216	14,676,968	16,182,511	93,162,279	20,878,832	12,517,789	21,740,329
3,000	2,243	2,355	3,016	3,103	2,329	2,939
11	80	80	1,188	300	457	496
33,437	194,400	194,400	4,684,248	932,712	1,007,244	1,523,920
3,040	2,430	2,430	3,943	3,109	2,204	3,072
29	235	934	832	20	350	240
44,496	313,632	1,760,951	1,755,517	11,880	234,900	328,320
1,534	1,335	1,885	2,110	594	671	1,368
3,492	3,702	2,551	8,561	3,765	1,952	2,606
8,741,675	8,373,830	6,180,652	23,901,279	14,141,065	4,152,114	6,164,478
2,503	2,262	2,423	2,792	3,756	2,127	2,365
67	216	218	4,733	80	144	64
151,848	581,472	580,392	11,307,924	186,192	443,448	185,328
2,266	2,692	2,662	2,389	2,327	3,080	2,896
160	123	139	1,091	104	44	388
734,670	678,996	785,700	7,234,780	549,396	257,094	1,538,244
4,592	5,520	5,653	6,631	5,283	5,843	3,965
1,313	1,838	2,299	8,517	2,204	2,170	3,246
4,956,869	3,268,980	4,550,535	26,083,548	4,122,739	5,752,147	10,571,869
3,775	1,779	1,979	3,063	1,871	2,651	3,257
4	19	32	30			
7,560	109,512	130,842	108,000			
1,890	5,764	4,089	3,600			
	191	187	2,483	55	140	110
	350,034	372,245	4,429,085	113,400	305,370	240,840
	1,833	1,991	1,784	2,062	2,181	2,189
8	12	10	12	4	10	8
47,520	71,280	47,520	47,520	21,600	47,520	47,520
5,940	5,940	4,752	3,960	5,400	4,752	5,940
50	42	126	55	34	28	14
214,488	405,000	405,648	457,704	146,340	74,844	106,790
4,290	9,643	3,219	8,322	4,304	2,673	7,628
145	35	205	2,346	69	22	203
899,021	200,124	941,102	10,425,890	414,072	100,872	964,656
6,200	5,718	4,591	4,444	6,001	4,585	4,752

(2)冷凍

品目別・出荷地	計	4月	5月	6月	7月	8月
冷かに	1,759	72	22	88	134	52
長崎	4,731,368	193,104	52,488	259,416	432,644	157,032
	2,690	2,682	2,386	2,948	3,229	3,020
冷かつお	200,620	20,367	17,796	15,199	11,176	15,649
合計	206,913,475	19,301,992	16,992,453	14,077,341	9,855,769	14,878,140
平均単価	1,031	948	955	926	882	951
福島	26,144	3,440	3,156	2,946	2,702	2,599
	17,868,358	2,313,576	2,130,948	2,071,311	1,843,889	1,776,060
	683	673	675	703	682	683
宮城	36,932	5,473	4,602	5,187	4,076	3,273
	36,363,593	5,127,947	4,444,556	4,913,151	3,776,946	3,012,616
	985	937	966	947	927	920
茨城	1,250		270	660		
	1,294,196		285,768	693,932		
	1,035		1,058	1,051		
東京	9,900				294	2,229
	7,250,664				200,038	1,509,808
	732				680	677
神奈川	15				15	
	3,240				3,240	
	216				216	
静岡	126,379	11,454	9,768	6,406	4,089	7,548
	144,133,424	11,860,469	10,131,181	6,398,947	4,031,656	8,579,656
	1,140	1,035	1,037	999	986	1,137
冷あゆ	853	70	20	30	150	120
合計	1,253,448	99,360	23,760	51,840	237,600	180,360
平均単価	1,469	1,419	1,188	1,728	1,584	1,503
東京	853	70	20	30	150	120
	1,253,448	99,360	23,760	51,840	237,600	180,360
	1,469	1,419	1,188	1,728	1,584	1,503
冷ほたて	35,184	1,993	2,454	3,643	2,346	2,795
合計	70,952,671	3,618,702	4,120,254	5,571,072	4,089,636	4,984,092
平均単価	2,017	1,816	1,679	1,529	1,743	1,783
福島	849	93	102	45	66	75
	1,793,745	155,682	217,404	97,200	142,560	162,000
	2,113	1,674	2,131	2,160	2,160	2,160
北海道	151		12			
	377,028		45,360			
	2,497		3,780			
青森	3,623	190	150	160	170	210
	4,274,370	156,060	126,360	60,480	222,156	148,932
	1,180	821	842	378	1,307	709
宮城	4,490	40	20	1,350	500	950
	8,991,972	157,680	88,020	1,918,404	841,104	1,373,220
	2,003	3,942	4,401	1,421	1,682	1,445
群馬	11,821	1,340	1,130	770	860	530
	25,773,530	2,722,572	2,307,366	1,454,760	1,844,100	1,758,780
	2,180	2,032	2,042	1,889	2,144	3,318
東京	13,876	330	1,040	1,310	750	930
	28,587,960	426,708	1,335,744	2,027,700	1,039,716	1,222,560
	2,060	1,293	1,284	1,548	1,386	1,315
京都	374			8		100
	1,154,066			12,528		318,600
	3,086			1,566		3,186
冷食品	533,643	44,530	39,496	40,893	60,270	52,344
合計	841,543,367	64,269,703	61,628,697	67,976,853	160,284,764	79,503,987
平均単価	1,577	1,443	1,560	1,662	2,659	1,519
福島	49,008	3,453	3,664	3,142	3,437	5,448
	41,935,592	2,241,145	2,188,195	2,135,436	3,658,788	4,038,462
	856	649	597	680	1,065	741
北海道	7,660	933	778	813	703	508
	9,312,430	1,090,001	1,019,941	878,040	810,108	526,608
	1,216	1,168	1,311	1,080	1,152	1,037
青森	370	14	21	28	54	86
	1,493,640	49,680	74,520	99,360	368,280	359,640
	4,037	3,549	3,549	3,549	6,820	4,182

上段：数量=kg
 单位 中断：金額=円
 下段：単価=円

9月	10月	11月	12月	1月	2月	3月
30	51	90	1,046	93	58	23
97,632	129,708	232,524	2,726,784	239,436	142,236	68,364
3,254	2,543	2,584	2,607	2,575	2,452	2,972
13,710	14,959	17,434	20,458	19,523	15,722	18,627
13,064,756	14,903,083	19,090,664	24,307,302	22,702,146	17,445,104	20,294,725
953	996	1,095	1,188	1,163	1,110	1,090
2,229	2,152	1,197	1,354	1,156	1,027	2,186
1,529,264	1,475,828	821,710	917,466	790,128	698,760	1,499,418
686	686	686	678	684	680	686
3,300	2,159	1,912	1,156	1,707	1,875	2,212
3,043,851	1,987,399	1,809,533	1,330,195	2,078,915	2,197,937	2,640,547
922	921	946	1,151	1,218	1,172	1,194
						320
						314,496
						983
2,412	2,853	2,112				
1,756,468	2,187,678	1,596,672				
728	767	756				
5,769	7,795	12,213	17,948	16,660	12,820	13,909
6,735,173	9,252,178	14,862,749	22,059,641	19,833,103	14,548,407	15,840,264
1,167	1,187	1,217	1,229	1,190	1,135	1,139
50	33	80	170	60	60	10
60,588	40,500	111,240	239,760	98,280	98,280	11,880
1,212	1,227	1,391	1,410	1,638	1,638	1,188
50	33	80	170	60	60	10
60,588	40,500	111,240	239,760	98,280	98,280	11,880
1,212	1,227	1,391	1,410	1,638	1,638	1,188
1,648	2,924	2,975	5,033	3,147	2,385	3,841
3,389,510	5,390,960	7,106,471	12,500,217	7,257,095	4,617,401	8,307,261
2,057	1,844	2,389	2,484	2,306	1,936	2,163
69	39	63	93	117	42	45
151,713	84,240	136,971	202,662	253,611	92,502	97,200
2,199	2,160	2,174	2,179	2,168	2,202	2,160
	22		25	15	18	59
	65,232		46,440	27,864	32,940	159,192
	2,965		1,858	1,858	1,830	2,698
280	310	503	521	419	270	440
386,100	345,060	529,362	713,448	655,992	358,020	572,400
1,379	1,113	1,052	1,369	1,566	1,326	1,301
430	30	80	1,060	20		10
810,324	43,740	275,400	3,458,700	16,200		9,180
1,884	1,458	3,443	3,263	810		918
300	1,651	1,030	2,190	1,050	600	370
931,662	3,244,676	2,208,600	4,325,886	2,500,740	1,479,708	994,680
3,106	1,965	2,144	1,975	2,382	2,466	2,688
519	872	1,299	1,044	1,526	1,439	2,817
950,411	1,608,012	3,956,138	3,434,481	3,802,688	2,627,793	6,156,009
1,831	1,844	3,046	3,290	2,492	1,826	2,185
50			100		16	100
159,300			318,600		26,438	318,600
3,186			3,186		1,652	3,186
45,834	40,687	39,201	53,847	38,868	37,206	40,467
63,266,379	55,231,982	50,616,067	71,513,995	47,777,672	54,395,709	65,077,559
1,380	1,357	1,291	1,328	1,229	1,462	1,608
4,357	3,393	4,289	7,026	3,730	3,229	3,840
3,403,229	2,678,019	3,614,442	5,820,884	2,670,170	4,566,829	4,919,993
781	789	843	828	716	1,414	1,281
698	650	506	600	543	660	268
827,820	886,248	553,068	744,552	664,092	825,736	486,216
1,186	1,363	1,093	1,241	1,223	1,251	1,814
167						
542,160						
3,246						

(2)冷凍

品目別・出荷地	計	4月	5月	6月	7月	8月
冷食品	2,125	90	1	20	41	233
岩手	2,719,398	157,140	0	52,380	77,215	342,391
	1,280	1,746	0	2,619	1,883	1,469
宮城	107,782	8,443	7,186	10,557	19,303	10,340
	190,507,659	11,630,960	16,810,367	22,295,749	54,226,179	15,572,698
	1,768	1,378	2,339	2,112	2,809	1,506
秋田	15,612	1,380	1,476	1,056	1,284	1,716
	7,822,613	721,224	771,120	552,096	655,344	843,134
	501	523	522	523	510	491
茨城	29,259	2,919	2,520	1,994	1,654	2,759
	48,346,761	3,805,834	3,154,896	2,742,768	2,520,288	4,437,762
	1,652	1,304	1,252	1,376	1,524	1,608
埼玉	3,467	283	231	331	324	331
	3,339,830	267,559	202,304	316,159	321,603	315,316
	963	945	876	955	993	953
千葉	26	6			16	4
	80,093	23,328			40,176	16,589
	3,081	3,888			2,511	4,147
東京	221,909	19,669	17,153	15,998	21,014	21,598
	299,611,907	28,917,110	23,188,206	21,530,099	42,453,246	33,269,986
	1,350	1,470	1,352	1,346	2,020	1,540
神奈川	1			1		
	0			0		
	0			0		
新潟	2,119	185	160	185	140	176
	2,106,693	179,106	155,864	184,711	137,818	179,366
	994	968	974	998	984	1,019
長野	265	55	75	20		5
	459,151	99,036	130,248	35,424		3,888
	1,733	1,801	1,737	1,771		778
岐阜	6,448	356	310	310	630	993
	8,116,123	523,160	502,891	491,037	703,292	943,176
	1,259	1,470	1,622	1,584	1,116	950
静岡	200			50	66	68
	729,270			188,676	243,054	251,100
	3,646			3,774	3,683	3,693
愛知	6			6		
	33,437			33,437		
	5,573			5,573		
三重	3,011	361	459	369	320	311
	2,661,149	327,640	416,885	328,974	279,380	272,343
	884	908	908	892	873	876
大阪	7,225	334	348	320	1,812	498
	19,380,464	824,860	923,846	855,792	4,447,548	1,308,420
	2,682	2,470	2,655	2,674	2,454	2,627
兵庫	53,647	4,600	3,250	3,840	3,171	6,065
	98,924,747	9,438,178	6,995,490	8,573,108	6,363,466	11,036,391
	1,844	2,052	2,152	2,233	2,007	1,820
鳥取	2,245	325	180	115	200	165
	3,765,285	547,383	304,199	193,416	337,415	277,917
	1,677	1,684	1,690	1,682	1,687	1,684
広島	10,434	191	247	459	4,802	536
	78,631,862	1,573,722	1,891,944	3,944,074	39,989,205	4,578,012
	7,536	8,239	7,660	8,593	8,328	8,541
香川	1,415	171	165	163	117	121
	1,382,000	168,226	158,404	169,183	124,373	110,083
	977	984	960	1,038	1,063	910
愛媛	9,215	710	1,250	1,080	1,172	370
	19,766,707	1,582,675	2,695,637	2,295,394	2,508,276	796,297
	2,145	2,229	2,157	2,125	2,140	2,152
福岡	44	2	2	6		3
	126,198	5,076	5,076	23,544		5,076
	2,868	2,538	2,538	3,924		1,692
宮崎	150	50	20	30	10	10
	290,358	96,660	38,664	57,996	19,710	19,332
	1,936	1,933	1,933	1,933	1,971	1,933

上段：数量=kg
 单位 中断：金額=円
 下段：単価=円

9月	10月	11月	12月	1月	2月	3月
205	197	159	117	337	384	341
225,448	219,971	204,100	235,728	396,345	437,531	371,149
1,100	1,117	1,284	2,015	1,176	1,139	1,088
12,963	6,086	6,261	8,696	6,518	5,887	5,542
19,282,215	6,741,786	8,331,074	10,083,545	10,435,812	7,926,183	7,171,091
1,487	1,108	1,331	1,160	1,601	1,346	1,294
1,380	1,380	1,020	1,692	1,080	948	1,200
678,240	682,431	499,997	831,600	530,971	466,344	590,112
491	495	490	491	492	492	492
1,231	1,959	1,881	2,579	2,338	3,822	3,603
1,263,211	3,549,550	3,206,833	4,854,708	3,775,248	8,121,978	6,913,685
1,026	1,812	1,705	1,882	1,615	2,125	1,919
286	234	273	303	258	385	228
309,355	193,299	270,541	296,655	241,510	401,630	203,899
1,082	826	991	979	936	1,043	894
18,083	18,782	17,867	19,425	19,066	15,613	17,641
22,595,996	23,016,107	21,021,083	22,550,281	19,218,539	19,018,627	22,832,627
1,250	1,225	1,177	1,161	1,008	1,218	1,294
108	170	165	327	82	248	173
101,044	189,388	168,307	378,065	76,550	171,536	184,938
936	1,114	1,020	1,156	934	692	1,069
	50	5		20	10	25
	88,560	5,508		34,387	19,116	42,984
	1,771	1,102		1,719	1,912	1,719
1,025	867	293	356	328	394	586
910,048	930,391	471,526	579,908	526,778	603,697	930,219
888	1,073	1,609	1,629	1,606	1,532	1,587
5	9	2				
17,280	22,680	6,480				
3,456	2,520	3,240				
257	265	200	318	52	64	35
222,732	254,124	200,902	224,874	38,518	56,156	38,621
867	959	1,005	707	741	877	1,103
600	490	230	86	333	1,399	775
1,608,174	1,274,476	575,856	189,455	986,148	4,124,790	2,261,099
2,680	2,601	2,504	2,203	2,961	2,948	2,918
3,170	4,470	4,736	9,606	3,270	3,561	3,908
6,380,651	7,501,857	8,190,250	16,309,257	5,695,994	6,124,989	6,315,116
2,013	1,678	1,729	1,698	1,742	1,720	1,616
125	160	190	329	138	108	210
210,628	262,467	320,167	548,767	228,727	180,663	353,536
1,685	1,640	1,685	1,668	1,657	1,673	1,684
379	558	103	1,381	141	92	1,545
3,151,278	4,691,682	896,616	5,694,795	1,123,860	660,776	10,435,898
8,315	8,408	8,705	4,124	7,971	7,182	6,755
117	98	119	68	75	69	132
108,980	103,412	97,603	78,852	72,220	59,703	130,961
931	1,055	820	1,160	963	865	992
665	833	900	935	555	330	415
1,403,482	1,850,170	1,976,638	2,086,993	1,051,381	624,349	895,415
2,110	2,221	2,196	2,232	1,894	1,892	2,158
3	16	2	3	4	3	
5,076	56,700	5,076	5,076	10,422	5,076	
1,692	3,544	2,538	1,692	2,606	1,692	
10	20					
19,332	38,664					
1,933	1,933					

(2)冷凍

品目別・出荷地	計	4月	5月	6月	7月	8月
冷ブロイラー	2,258	176	110	313	131	205
合計	2,953,164	212,200	152,280	432,486	159,732	265,680
平均単価	1,308	1,206	1,384	1,382	1,219	1,296
宮城	19 22,572 1,188			19 22,572 1,188		
山形	4 8,296 2,074	4 8,296 2,074				
東京	2,035 2,787,480 1,370	140 182,520 1,304	110 152,280 1,384	270 393,876 1,459	115 149,040 1,296	205 265,680 1,296
新潟	200 134,816 674	32 21,384 668		24 16,038 668	16 10,692 668	
冷すりみ	36	12				
合計	32,659	10,886				
平均単価	907	907				
宮城	36 32,659 907	12 10,886 907				
その他冷貝類	83,998	9,551	5,657	4,683	5,329	6,479
合計	193,775,383	18,687,937	14,848,689	11,849,443	14,646,359	18,914,207
平均単価	2,307	1,957	2,625	2,530	2,748	2,919
福島	4,088 7,358,812 1,800	368 798,590 2,170	244 436,820 1,790	268 573,626 2,140	242 406,639 1,680	298 719,128 2,413
北海道	3,160 9,578,520 3,031	580 1,803,600 3,110	90 277,560 3,084	110 359,100 3,265	420 1,344,060 3,200	280 835,920 2,985
青森	484 1,116,072 2,306	91 390,960 4,296	32 59,400 1,856	38 72,468 1,907	48 109,188 2,275	28 50,760 1,813
岩手	2,213 11,358,641 5,133	530 1,728,151 3,261	234 1,302,480 5,566		103 596,160 5,788	322 1,752,192 5,442
宮城	27,255 64,405,480 2,363	2,234 5,125,734 2,294	1,466 3,739,349 2,551	1,285 3,491,327 2,717	1,430 3,536,182 2,473	1,851 5,268,640 2,846
茨城	84 220,451 2,624	12 31,493 2,624	12 31,493 2,624			12 31,493 2,624
栃木	5,236 3,819,636 729	450 326,268 725	290 216,000 745	402 303,588 755	300 222,804 743	390 288,576 740
千葉	565 700,380 1,240				250 237,600 950	250 267,300 1,069
東京	38,781 92,418,852 2,383	5,281 8,469,749 1,604	3,269 8,762,345 2,680	2,470 6,714,188 2,718	2,531 8,186,123 3,234	3,048 9,700,198 3,182
神奈川	20 13,824 691		10 6,912 691	10 6,912 691		
新潟	23 31,969 1,390			5 8,122 1,624	5 7,603 1,521	
岐阜	169 308,058 1,823		10 16,330 1,633	5 9,072 1,814		
京都	95 324,432 3,415	5 13,392 2,678		90 311,040 3,456		
愛媛	1,825 2,120,256 1,162					

上段：数量=kg
 单位 中断：金額=円
 下段：単価=円

9月	10月	11月	12月	1月	2月	3月
142 163,588 1,152	114 132,678 1,164	199 261,198 1,313	209 261,878 1,253	139 170,672 1,228	125 169,560 1,356	395 571,212 1,446
110 141,912 1,290	90 116,640 1,296	175 245,160 1,401	185 245,160 1,325	115 154,440 1,343	125 169,560 1,356	395 571,212 1,446
32 21,676 677	24 16,038 668	24 16,038 668	24 16,718 697	24 16,232 676		
		24 21,773 907				
		24 21,773 907				
6,077 14,849,070 2,443	7,882 15,387,748 1,952	9,614 18,388,611 1,913	12,156 29,267,818 2,408	5,169 11,519,242 2,229	5,076 11,007,023 2,168	6,325 14,409,236 2,278
341 624,754 1,832	374 607,873 1,625	467 826,195 1,769	417 955,727 2,292	329 399,976 1,216	420 639,511 1,523	320 369,973 1,156
230 694,440 3,019	460 1,318,140 2,866	480 1,376,460 2,868	350 1,049,760 2,999	80 245,160 3,065	30 100,440 3,348	50 173,880 3,478
40 57,240 1,431	28 50,760 1,813	50 78,840 1,577	45 94,176 2,093	28 50,760 1,813	28 50,760 1,813	28 50,760 1,813
157 879,336 5,601	90 586,440 6,516	42 275,400 6,557	398 2,297,160 5,772	126 680,400 5,400	40 266,976 6,674	171 993,946 5,813
2,000 4,962,978 2,481	2,924 6,620,940 2,264	4,696 8,058,960 1,716	4,131 9,729,180 2,355	1,552 4,024,642 2,593	1,625 4,313,790 2,655	2,061 5,533,758 2,685
	24 62,986 2,624		12 31,493 2,624	12 31,493 2,624		
533 376,380 706	405 290,844 718	485 346,464 714	598 438,912 734	285 207,360 728	465 340,200 732	633 462,240 730
			5 54,000 10,800		5 44,820 8,964	55 96,660 1,757
2,776 7,253,942 2,613	3,567 5,837,885 1,637	2,799 6,711,980 2,398	5,400 13,706,754 2,538	2,607 5,670,903 2,175	2,252 4,988,215 2,215	2,781 6,416,570 2,307
					8 8,122 1,015	5 8,122 1,624
		15 27,216 1,814	15 27,216 1,814	20 36,288 1,814	33 60,329 1,828	71 131,607 1,854
	10 11,880 1,188	580 687,096 1,185	785 883,440 1,125	130 172,260 1,325	170 193,860 1,140	150 171,720 1,145

(2)冷凍

品目別・出荷地	計	4月	5月	6月	7月	8月
その他冷凍	127,878	7,520	7,640	7,872	12,130	8,693
合計	236,295,794	17,384,393	14,876,383	15,816,371	27,421,196	18,865,553
平均単価	1,848	2,312	1,947	2,009	2,261	2,170
福島	28,788 27,208,444 945	753 988,028 1,312	766 1,050,816 1,372	1,166 1,584,279 1,359	2,422 2,956,974 1,221	1,912 2,374,801 1,242
北海道	354 476,442 1,346			194 207,630 1,070	5 2,808 562	
青森	12,175 8,733,169 717	16 62,467 3,904	36 5,702 158	246 119,880 487	12 124,632 10,386	154 402,505 2,614
岩手	2,138 4,227,745 1,977	232 552,524 2,382	242 545,951 2,256	183 399,166 2,181	164 292,473 1,783	109 194,982 1,789
宮城	11,645 20,932,723 1,798	488 854,744 1,752	357 569,408 1,595	470 685,561 1,459	1,613 3,642,234 2,258	920 1,731,872 1,882
茨城	18,597 21,524,094 1,157	1,312 1,464,134 1,116	2,384 2,419,859 1,015	1,659 1,721,196 1,037	955 1,170,288 1,225	1,270 1,466,370 1,155
千葉	2,728 19,340,765 7,090	30 62,208 2,074	30 49,032 1,634	40 82,944 2,074	634 1,067,904 1,684	372 4,020,807 10,809
東京	45,726 121,490,982 2,657	4,165 12,084,881 2,902	3,178 8,928,729 2,810	3,319 9,824,993 2,960	5,318 16,161,812 3,039	3,297 7,250,058 2,199
長野	50 259,200 5,184	20 103,680 5,184		10 51,840 5,184		10 51,840 5,184
静岡	586 1,019,760 1,740	34 108,540 3,192	52 67,003 1,289	62 141,394 2,281	76 175,576 2,310	81 153,609 1,896
三重	2,668 7,169,324 2,687	354 966,664 2,731	186 457,380 2,459	140 305,100 2,179	290 707,832 2,441	230 661,932 2,878
鳥取	8 21,384 2,673			8 21,384 2,673		
島根	50 113,400 2,268					
広島	20 50,533 2,527	11 27,205 2,473			6 15,552 2,592	3 7,776 2,592
山口	1 0 0					
香川	925 961,733 1,040	105 109,318 1,041	85 88,495 1,041	75 78,084 1,041	100 104,111 1,041	85 87,193 1,026
福岡	24 101,088 4,212		24 101,088 4,212			
長崎	10 18,360 1,836					
宮崎	1,385 2,646,648 1,911		300 592,920 1,976	300 592,920 1,976	535 999,000 1,867	250 461,808 1,847
冷凍めばち	189,806	13,134	15,686	12,007	12,665	15,755
合計	369,661,363	27,826,234	32,364,498	25,762,146	27,319,665	32,515,895
平均単価	1,948	2,119	2,063	2,146	2,157	2,064
福島	52,671 148,744,288 2,824	4,346 12,936,718 2,977	5,541 15,858,939 2,862	4,052 11,998,747 2,961	4,970 14,060,827 2,829	4,166 12,120,997 2,910

上段：数量=kg
 单位 中断：金額=円
 下段：単価=円

9月	10月	11月	12月	1月	2月	3月
10,024	12,423	9,632	17,219	12,729	10,348	11,648
21,900,370	20,050,036	17,352,732	30,686,673	13,852,018	14,894,447	23,195,622
2,185	1,614	1,802	1,782	1,088	1,439	1,991
2,901	1,896	1,803	5,308	5,272	3,480	1,109
2,644,677	1,757,894	1,976,981	3,303,103	3,208,571	3,638,088	1,724,232
912	927	1,096	622	609	1,045	1,555
30	1	50	74			
85,860	0	137,700	42,444			
2,862	0	2,754	574			
434	3,325	1,456	2,190	1,902	1,250	1,154
426,579	1,237,916	1,164,186	2,303,513	1,181,535	979,055	725,199
983	372	800	1,052	621	783	628
63	95	83	102	166	529	170
154,890	295,848	331,468	343,081	197,380	643,722	276,260
2,459	3,114	3,994	3,364	1,189	1,217	1,625
944	790	1,490	896	1,619	1,369	689
2,156,962	1,200,570	2,206,925	1,817,899	2,213,603	2,626,487	1,226,458
2,285	1,520	1,481	2,029	1,367	1,919	1,780
1,110	1,980	939	2,448	400	720	3,420
1,220,940	2,111,022	1,524,085	3,533,544	620,343	1,011,734	3,260,579
1,100	1,066	1,623	1,443	1,551	1,405	953
219	110	155	472	439	83	144
2,117,438	1,199,707	1,682,208	5,721,708	1,042,632	878,169	1,416,008
9,669	10,906	10,853	12,122	2,375	10,580	9,833
3,744	3,741	3,501	5,407	2,668	2,762	4,626
11,569,512	11,137,011	8,142,032	12,997,055	4,886,380	4,817,168	13,691,351
3,090	2,977	2,326	2,404	1,831	1,744	2,960
			10			
			51,840			
			5,184			
2	80	13	117	54		15
6,480	102,644	16,589	151,372	72,836		23,717
3,240	1,283	1,276	1,294	1,349		1,581
512	330	56	90	134	80	266
1,449,360	929,340	74,114	250,452	350,654	221,940	794,556
2,831	2,816	1,323	2,783	2,617	2,774	2,987
			50			
			113,400			
			2,268			
		1				
		0				
		0				
65	75	75	55	75	75	55
67,672	78,084	78,084	57,262	78,084	78,084	57,262
1,041	1,041	1,041	1,041	1,041	1,041	1,041
		10				
		18,360				
		1,836				
13,674	14,113	11,414	19,252	17,854	19,268	24,984
29,009,310	29,195,038	24,213,311	38,605,318	31,248,167	32,141,633	39,460,148
2,121	2,069	2,121	2,005	1,750	1,668	1,579
4,284	4,338	3,896	5,598	4,055	3,330	4,095
12,460,164	12,315,765	10,937,396	15,268,827	10,927,203	9,037,245	10,821,460
2,909	2,839	2,807	2,728	2,695	2,714	2,643

(2)冷凍

品目別・出荷地	計	4月	5月	6月	7月	8月
冷凍めばち	17,445	1,244	1,298	1,197	1,193	1,937
宮城	41,486,009	2,815,173	2,968,752	2,786,385	2,758,438	4,656,125
	2,378	2,263	2,287	2,328	2,312	2,404
東京	11,632	215	166	204	252	201
	13,879,150	504,004	381,099	470,685	583,339	477,252
	1,193	2,344	2,296	2,307	2,315	2,374
神奈川	459		30	15	18	
	528,612		53,460	25,920	29,160	
	1,152		1,782	1,728	1,620	
静岡	107,549	7,329	8,651	6,539	6,232	9,451
	164,938,605	11,570,339	13,102,248	10,480,409	9,887,901	15,261,521
	1,534	1,579	1,515	1,603	1,587	1,615
三重	50					
	84,699					
	1,694					
冷凍きわだ	32,041	4,105	6,020	2,640	3,528	875
合計	36,411,427	4,558,140	6,779,738	3,156,560	4,021,804	1,137,510
平均単価	1,136	1,110	1,126	1,196	1,140	1,300
福島	1,002		230	85	278	25
	1,909,234		460,334	118,196	536,104	34,830
	1,905		2,001	1,391	1,928	1,393
宮城	119					
	55,615					
	467					
静岡	30,920	4,105	5,790	2,555	3,250	850
	34,446,578	4,558,140	6,319,404	3,038,364	3,485,700	1,102,680
	1,114	1,110	1,091	1,189	1,073	1,297
冷凍かじき類	23,524	2,322	1,765	1,516	1,382	1,939
合計	25,195,698	2,380,421	1,955,074	1,660,681	1,603,859	2,084,610
平均単価	1,071	1,025	1,108	1,095	1,161	1,075
福島	13,996	736	1,355	486	640	1,096
	15,757,840	853,783	1,501,599	647,965	846,963	1,213,061
	1,126	1,160	1,108	1,333	1,323	1,107
宮城	406	10	10	10	70	60
	307,476	7,560	8,100	7,560	52,920	45,360
	757	756	810	756	756	756
東京	4,825	900	25	500	375	425
	4,335,930	780,300	22,950	459,000	344,250	390,150
	899	867	918	918	918	918
静岡	4,297	676	375	520	297	358
	4,794,452	738,778	422,425	546,156	359,726	436,039
	1,116	1,093	1,126	1,050	1,211	1,218
冷インドまぐろ	2,254	166	881	378	149	17
合計	4,588,848	296,610	2,589,314	810,889	114,445	67,824
平均単価	2,036	1,787	2,939	2,145	768	3,990
宮城	946	116	100	155	140	10
	581,634	91,044	59,400	91,800	82,890	5,400
	615	785	594	592	592	540
東京	1,160	50	781	223	9	7
	3,840,254	205,566	2,529,914	719,089	31,555	62,424
	3,311	4,111	3,239	3,225	3,506	8,918
静岡	148					
	166,960					
	1,128					
冷凍まぐろ類	127,686	8,113	15,068	7,989	10,519	14,925
合計	241,618,314	13,557,587	18,016,162	13,717,931	14,275,297	31,860,464
平均単価	1,892	1,671	1,196	1,717	1,357	2,135
福島	28,892	2,291	1,806	2,340	1,724	2,795
	61,290,616	5,529,992	3,182,998	5,855,747	3,083,701	6,171,725
	2,121	2,414	1,762	2,502	1,789	2,208
青森	47					
	347,328					
	7,390					
宮城	64,558	4,614	12,173	4,131	7,502	7,424
	76,863,409	5,275,607	12,898,554	4,232,415	7,011,440	10,078,573
	1,191	1,143	1,060	1,025	935	1,358

上段：数量=kg
 单位 中断：金額=円
 下段：単価=円

9月	10月	11月	12月	1月	2月	3月
1,318	1,231	1,185	2,164	1,425	1,273	1,980
3,413,851	3,062,912	2,957,865	5,380,743	3,472,405	3,063,026	4,150,334
2,590	2,488	2,496	2,486	2,437	2,406	2,096
125	181	182	534	1,416	3,101	5,055
303,383	433,562	426,060	1,237,870	1,653,340	3,059,504	4,349,052
2,427	2,395	2,341	2,318	1,168	987	860
	22			250	106	18
	49,896			93,744	236,580	39,852
	2,268			375	2,232	2,214
7,947	8,340	6,144	10,947	10,701	11,447	13,821
12,831,912	13,332,903	9,880,974	16,702,677	15,090,567	16,725,244	20,071,910
1,615	1,599	1,608	1,526	1,410	1,461	1,452
	1	7	9	7	11	15
	0	11,016	15,201	10,908	20,034	27,540
	0	1,574	1,689	1,558	1,821	1,836
795	3,110	4,760	3,209	1,080	500	1,419
1,029,088	3,471,444	4,901,688	3,558,396	1,377,648	602,100	1,817,311
1,294	1,116	1,030	1,109	1,276	1,204	1,281
15			369			
20,714			739,056			
1,381			2,003			
		40		10	40	29
		18,468		3,888	18,900	14,359
		462		389	473	495
780	3,110	4,720	2,840	1,070	460	1,390
1,008,374	3,471,444	4,883,220	2,819,340	1,373,760	583,200	1,802,952
1,293	1,116	1,035	993	1,284	1,268	1,297
2,524	1,459	1,434	3,816	1,540	1,149	2,678
3,005,846	1,640,054	1,636,745	3,703,446	1,560,061	1,262,871	2,702,030
1,191	1,124	1,141	971	1,013	1,099	1,009
1,955	809	678	3,121	805	444	1,871
2,435,768	1,013,897	846,034	3,023,154	873,721	568,458	1,933,437
1,246	1,253	1,248	969	1,085	1,280	1,033
30	40	20	20	110	26	
22,680	30,240	15,120	15,120	83,160	19,656	
756	756	756	756	756	756	
275	425	400	350	300	450	400
252,450	390,150	367,200	305,100	262,440	403,380	358,560
918	918	918	872	875	896	896
264	185	336	325	325	229	407
294,948	205,767	408,391	360,072	340,740	271,377	410,033
1,117	1,112	1,215	1,108	1,048	1,185	1,007
155	34	89	40	153	65	127
330,046	38,198	84,241	33,046	97,178	40,487	86,570
2,129	1,123	947	826	635	623	682
65		30	25	140	60	105
38,340		17,550	14,850	82,890	35,370	62,100
590		585	594	592	590	591
90						
291,706						
3,241						
	34	59	15	13	5	22
	38,198	66,691	18,196	14,288	5,117	24,470
	1,123	1,130	1,213	1,099	1,023	1,112
10,528	9,437	7,756	12,586	12,911	10,047	7,807
17,870,264	16,845,702	18,717,629	35,117,492	20,427,556	20,684,741	20,527,489
1,697	1,785	2,413	2,790	1,582	2,059	2,629
1,693	1,546	3,030	2,864	2,180	4,264	2,359
2,985,088	3,182,387	6,385,647	6,408,780	4,298,941	9,032,110	5,173,500
1,763	2,058	2,107	2,238	1,972	2,118	2,193
			2		45	
			94,608		252,720	
			47,304		5,616	
5,282	6,540	1,911	3,894	7,497	2,855	735
5,696,723	6,958,246	3,361,909	9,225,128	7,099,041	3,691,005	1,334,768
1,079	1,064	1,759	2,369	947	1,293	1,816

(2)冷凍

品目別・出荷地	計	4月	5月	6月	7月	8月
冷凍まぐろ類	69		5	8		
千葉	416,102		28,620	31,190		
	6,030		5,724	3,899		
東京	8,852	836	661	735	323	1,373
	20,587,307	1,576,941	825,401	1,201,856	592,585	4,118,670
	2,326	1,886	1,249	1,635	1,835	3,000
神奈川	11				7	
	34,041				9,547	
	3,095				1,364	
静岡	25,257	372	423	775	963	3,333
	82,079,511	1,175,047	1,080,589	2,396,723	3,578,024	11,491,496
	3,250	3,159	2,555	3,093	3,715	3,448

上段：数量=kg
 单位 中断：金額=円
 下段：単価=円

9月	10月	11月	12月	1月	2月	3月
			7			49
			45,360			310,932
			6,480			6,346
355	667	515	1,286	395	301	1,405
851,461	931,205	1,464,804	4,276,465	375,570	395,831	3,976,518
2,398	1,396	2,844	3,325	951	1,315	2,830
						4
						24,494
						6,124
3,198	684	2,300	4,533	2,839	2,582	3,255
8,336,992	5,773,864	7,505,269	15,067,151	8,654,004	7,313,075	9,707,277
2,607	8,441	3,263	3,324	3,048	2,832	2,982

(3)塩干・加工品

品目別・出荷地	計	4月	5月	6月	7月	8月
塩さけ	509,001	36,627	37,907	36,961	50,666	45,683
合計	531,676,065	35,580,907	36,129,007	37,205,041	52,085,235	47,242,372
平均単価	1,045	971	953	1,007	1,028	1,034
福島	10,263 10,620,312 1,035	2,095 881,815 421	760 833,899 1,097	1,006 1,105,072 1,098	883 1,105,564 1,252	995 1,388,882 1,396
北海道	44,482 44,849,124 1,008	2,360 2,184,235 926	3,639 3,714,547 1,021	4,792 4,621,935 965	6,047 6,501,800 1,075	5,412 5,725,057 1,058
青森	17,196 22,788,403 1,325	1,328 1,825,674 1,375	1,091 1,529,086 1,402	1,186 1,699,790 1,433	1,289 1,846,151 1,432	3,267 3,654,763 1,119
宮城	217,083 227,058,237 1,046	13,316 13,588,991 1,021	17,950 16,627,876 926	13,566 13,949,299 1,028	23,021 22,716,078 987	19,389 19,338,606 997
茨城	496 616,896 1,244		40 47,520 1,188		40 47,520 1,188	
埼玉	57 118,077 2,072					
千葉	144,726 150,077,696 1,037	11,717 10,952,919 935	9,538 8,908,405 934	10,251 9,938,284 969	14,638 14,852,591 1,015	12,576 12,694,802 1,009
東京	62,862 63,662,541 1,013	3,931 4,440,873 1,130	3,937 3,505,178 890	5,928 5,668,181 956	4,068 4,428,702 1,089	3,892 4,293,123 1,103
新潟	1,300 1,621,755 1,248					
三重	10,536 10,263,024 974	1,880 1,706,400 908	952 962,496 1,011	232 222,480 959	680 586,829 863	152 147,139 968
塩ます	7,814	576	413	465	238	244
合計	8,114,807	623,908	478,466	465,805	292,004	301,739
平均単価	1,038	1,083	1,159	1,002	1,227	1,237
福島	39 145,480 3,730	15 61,305 4,087	9 38,841 4,316	3 12,947 4,316	12 32,387 2,699	
青森	1,728 1,098,143 635					
宮城	4,292 4,052,419 944	465 442,161 951	339 323,849 955	412 375,962 913	186 208,641 1,122	144 147,947 1,027
茨城	474 571,728 1,206					
埼玉	172 315,392 1,834					
千葉	96 1,437,437 1,486	96 120,442 1,255	65 115,776 1,781	50 76,896 1,538	40 50,976 1,274	100 153,792 1,538
東京	16 5,184 324					
新潟	126 489,024 3,881					
塩ほっけ	16,545	2,838	2,648	1,685	2,010	1,381
合計	11,489,239	1,924,841	1,854,398	1,164,672	1,414,638	957,046
平均単価	694	678	700	691	704	693
福島	1,773 1,304,417 736	323 192,510 596	323 252,110 781		380 289,764 763	91 68,913 757

上段：数量=kg
 单位 中断：金額=円
 下段：単価=円

9月	10月	11月	12月	1月	2月	3月
44,312 43,764,731 988	36,799 38,401,084 1,044	40,872 42,582,462 1,042	79,850 89,103,220 1,116	30,773 33,311,544 1,082	30,584 33,146,942 1,084	37,967 43,123,520 1,136
1,063 962,742 906	657 821,330 1,250	760 1,050,043 1,382	640 675,300 1,055	495 586,652 1,185	419 598,566 1,429	490 610,447 1,246
4,820 4,464,417 926	2,212 2,798,572 1,265	3,325 2,899,271 872	5,736 6,389,740 1,114	1,742 1,608,763 924	1,562 1,214,504 778	2,835 2,726,283 962
1,145 1,664,712 1,454	1,249 1,694,887 1,357	1,740 2,123,647 1,220	2,251 2,915,180 1,295	686 1,038,615 1,514	1,010 1,426,739 1,413	954 1,369,159 1,435
21,125 19,840,160 939	18,148 18,042,692 994	15,103 16,916,342 1,120	30,408 36,218,145 1,191	11,925 13,078,893 1,097	16,297 17,686,929 1,085	16,835 19,054,226 1,132
40 47,520 1,188		40 47,520 1,188		80 95,040 1,188		256 331,776 1,296
	28 58,590 2,093		29 59,487 2,051			
12,349 12,418,389 1,006	9,893 9,816,824 992	9,534 10,380,221 1,089	24,104 26,106,802 1,083	10,728 11,841,173 1,104	7,192 7,886,427 1,097	12,206 14,280,859 1,170
1,906 2,792,151 1,465	4,053 4,588,148 1,132	9,901 8,634,609 872	12,246 11,748,847 959	4,817 4,799,509 996	3,861 4,084,189 1,058	4,322 4,679,031 1,083
	287 301,401 1,050	293 365,094 1,246	220 466,074 2,119	236 229,635 973	203 197,316 972	61 62,235 1,020
1,864 1,574,640 845	272 278,640 1,024	176 165,715 942	4,216 4,523,645 1,073	64 33,264 520	40 52,272 1,307	8 9,504 1,188
210 218,267 1,039	660 675,034 1,023	580 731,357 1,261	745 1,100,884 1,478	442 422,630 956	1,853 1,384,453 747	1,388 1,420,260 1,023
				8 5,616 702	1,444 956,361 662	276 136,166 493
192 182,152 949	524 473,722 904	470 421,181 896	427 417,082 977	326 283,958 871	297 266,919 899	510 508,845 998
					48 58,271 1,214	426 513,457 1,205
			158 296,730 1,878		14 18,662 1,333	
18 36,115 2,006	130 178,848 1,376	50 76,896 1,538	100 153,792 1,538	92 127,872 1,390	50 84,240 1,685	176 261,792 1,487
				16 5,184 324		
	6 22,464 3,744	60 233,280 3,888	60 233,280 3,888			
1,473 1,030,736 700	790 549,936 696	911 630,072 692	669 483,732 723	780 539,136 691	695 480,384 691	665 459,648 691
268 201,852 753	60 45,360 756	136 103,896 764	192 150,012 781			

(3)塩干・加工品

品目別・出荷地	計	4月	5月	6月	7月	8月
塩ほっけ	14,752	2,515	2,325	1,685	1,630	1,290
宮城	10,180,502	1,732,331	1,602,288	1,164,672	1,124,874	888,133
	690	689	689	691	690	688
東京	20					
	4,320					
	216					
筋子	74,252	4,736	5,347	4,549	4,971	8,068
合計	198,274,058	12,387,438	14,542,643	12,891,296	14,286,650	21,441,159
平均単価	2,670	2,616	2,720	2,834	2,874	2,658
福島	626		255	155	202	
	1,480,140		523,260	318,060	525,420	
	2,364		2,052	2,052	2,601	
北海道	1,754	197	283	371	169	60
	7,771,351	930,420	1,823,321	1,323,470	645,624	251,532
	4,431	4,723	6,443	3,567	3,820	4,192
青森	15,598	1,379	2,527	1,575	1,124	1,401
	45,713,451	3,775,410	6,632,820	4,407,156	3,282,422	4,153,896
	2,931	2,738	2,625	2,798	2,920	2,965
宮城	19,298	573	603	751	708	2,668
	49,850,788	1,544,616	1,592,892	2,143,260	2,015,280	6,999,264
	2,583	2,696	2,642	2,854	2,846	2,623
秋田	5,115	710	100	345	330	50
	13,869,565	1,885,680	259,200	1,137,780	1,267,218	117,720
	2,712	2,656	2,592	3,298	3,840	2,354
山形	1,210					425
	3,134,430					1,140,750
	2,590					2,684
東京	27,196	1,852	904	887	1,128	3,344
	67,623,119	4,200,012	2,223,450	2,364,930	2,885,220	8,463,717
	2,487	2,268	2,460	2,666	2,558	2,531
新潟	3,455	25	675	465	1,310	120
	8,831,214	51,300	1,487,700	1,196,640	3,665,466	314,280
	2,556	2,052	2,204	2,573	2,798	2,619
いくら	34,076	2,895	2,458	2,212	2,597	3,452
合計	174,568,539	14,888,672	11,131,529	10,174,569	12,721,706	16,678,391
平均単価	5,123	5,143	4,529	4,600	4,899	4,832
北海道	19,492	1,457	1,134	1,037	1,520	1,460
	100,002,454	7,971,976	5,038,299	4,580,562	7,332,574	6,938,882
	5,130	5,472	4,443	4,417	4,824	4,753
青森	402	24	24	6	12	14
	1,645,240	134,006	132,710	36,547	68,526	82,426
	4,093	5,584	5,530	6,091	5,711	5,888
岩手	979	97	53	66	65	85
	7,150,133	684,282	374,800	466,556	458,780	600,303
	7,304	7,054	7,072	7,069	7,058	7,062
宮城	509	20	20	20	90	80
	2,219,981	92,880	92,880	92,880	407,678	361,238
	4,361	4,644	4,644	4,644	4,530	4,515
東京	12,694	1,297	1,227	1,083	910	1,813
	63,550,731	6,005,528	5,492,840	4,998,024	4,454,148	8,695,542
	5,006	4,630	4,477	4,615	4,895	4,796
助子	133,802	10,855	10,012	9,875	9,902	13,560
合計	247,151,350	20,238,280	18,673,391	18,049,164	19,519,125	26,071,937
平均単価	1,847	1,864	1,865	1,828	1,971	1,923
北海道	3,572	150	290	267	338	478
	6,883,574	321,732	654,337	517,320	645,084	906,198
	1,927	2,145	2,256	1,938	1,909	1,896
青森	378	9	18	20	49	18
	537,061	15,941	31,882	15,941	78,279	15,941
	1,421	1,771	1,771	797	1,598	886
宮城	26,177	3,114	2,989	2,304	2,155	1,993
	40,473,672	4,734,539	4,511,217	3,591,207	3,408,208	3,242,656
	1,546	1,520	1,509	1,559	1,582	1,627
東京	42,723	2,811	2,856	3,006	3,443	4,051
	81,634,104	6,188,969	6,066,104	5,793,174	6,809,660	7,888,699
	1,911	2,202	2,124	1,927	1,978	1,947

上段：数量=kg
 单位 中断：金額=円
 下段：単価=円

9月	10月	11月	12月	1月	2月	3月
1,205 828,884 688	730 504,576 691	755 521,856 691	477 333,720 700	780 539,136 691	695 480,384 691	665 459,648 691
		20 4,320 216				
4,576 12,247,027 2,676	5,167 13,506,372 2,614	5,563 14,417,918 2,592	16,497 43,029,144 2,608	3,976 10,728,720 2,698	4,858 13,027,651 2,682	5,944 15,768,040 2,653
	10 81,000 8,100		4 32,400 8,100			
67 310,824 4,639	60 260,064 4,334	97 365,904 3,772	151 648,432 4,294	91 311,040 3,418	127 536,112 4,221	81 364,608 4,501
856 2,723,587 3,182	1,030 3,129,624 3,038	341 1,061,424 3,113	1,788 5,413,932 3,028	916 2,896,560 3,162	997 3,200,040 3,210	1,664 5,036,580 3,027
1,200 2,985,660 2,488	2,110 5,244,372 2,485	2,400 6,223,500 2,593	4,525 11,817,792 2,612	1,625 4,059,234 2,498	950 2,347,110 2,471	1,185 2,877,808 2,429
360 732,240 2,034		75 208,980 2,786	1,250 3,308,580 2,647	590 1,588,410 2,692	620 1,537,477 2,480	685 1,826,280 2,666
40 108,000 2,700	200 608,040 3,040	525 1,223,640 2,331			10 27,000 2,700	10 27,000 2,700
2,053 5,386,716 2,624	1,697 4,027,752 2,373	1,955 4,875,470 2,494	8,279 20,594,520 2,488	754 1,873,476 2,485	2,024 5,092,092 2,516	2,319 5,635,764 2,430
	60 155,520 2,592	170 459,000 2,700	500 1,213,488 2,427		130 287,820 2,214	
3,049 15,544,363 5,098	2,793 14,565,057 5,215	2,722 15,331,712 5,633	5,470 30,387,927 5,555	1,726 8,555,638 4,957	1,867 9,586,024 5,134	2,835 15,002,951 5,292
1,616 8,912,970 5,515	1,385 7,491,788 5,409	1,581 9,089,032 5,749	3,878 20,801,285 5,364	1,254 5,883,450 4,692	1,157 5,740,863 4,962	2,013 10,220,773 5,077
14 82,426 5,888	22 123,639 5,620	12 38,880 3,240	81 314,604 3,884	12 28,836 2,403	144 482,112 3,348	37 120,528 3,258
60 424,566 7,076	99 710,722 7,179	154 1,094,990 7,110	122 980,554 8,037	53 420,682 7,937	30 233,280 7,776	95 700,618 7,375
205 813,217 3,967	20 92,880 4,644				32 163,728 5,117	22 102,600 4,664
1,154 5,311,184 4,602	1,267 6,146,028 4,851	975 5,108,810 5,240	1,389 8,291,484 5,969	407 2,222,670 5,461	504 2,966,041 5,885	668 3,858,432 5,776
10,487 18,885,816 1,801	10,465 19,020,583 1,818	10,062 19,147,444 1,903	16,897 32,024,530 1,895	9,607 16,540,542 1,722	9,438 16,894,782 1,790	12,642 22,085,756 1,747
256 411,102 1,606	247 475,891 1,927	506 890,482 1,760	648 1,348,952 2,082	82 161,352 1,968	156 278,100 1,783	154 273,024 1,773
37 62,656 1,693	28 48,017 1,715	37 47,823 1,293	27 31,882 1,181	10 15,941 1,594	29 47,823 1,649	96 124,935 1,301
1,533 2,703,299 1,763	1,216 1,978,774 1,627	1,829 2,927,561 1,601	3,473 5,196,512 1,496	1,210 1,949,461 1,611	1,427 1,892,498 1,326	2,934 4,337,740 1,478
4,346 7,622,612 1,754	3,785 6,867,959 1,815	2,752 5,728,591 2,082	5,550 10,468,051 1,886	3,222 5,372,314 1,667	2,513 5,001,531 1,990	4,388 7,826,440 1,784

(3)塩干・加工品

品目別・出荷地	計	4月	5月	6月	7月	8月
助子	2					
神奈川	7,793					
	3,897					
兵庫	270	40		20	40	40
	393,660	58,320		29,160	58,320	58,320
	1,458	1,458		1,458	1,458	1,458
山口	304	51	8	34	32	21
	967,810	133,272	18,144	65,534	122,688	60,912
	3,184	2,613	2,268	1,927	3,834	2,901
福岡	60,376	4,680	3,851	4,224	3,845	6,959
	116,253,676	8,785,507	7,391,707	8,036,828	8,396,886	13,899,211
	1,925	1,877	1,919	1,903	2,184	1,997
数の子	22,393	210	146	163	168	161
合計	56,764,301	526,280	386,010	404,738	496,089	390,336
平均単価	2,535	2,506	2,644	2,483	2,953	2,424
福島	1,482					
	3,575,917					
	2,413					
北海道	2,617	36	51	90	86	72
	7,455,117	89,424	142,884	223,560	261,235	178,848
	2,849	2,484	2,802	2,484	3,038	2,484
青森	9,966	98	91	67	67	77
	25,299,796	241,700	226,278	166,922	166,922	190,752
	2,539	2,466	2,487	2,491	2,491	2,477
宮城	2,114				5	
	5,852,400				29,700	
	2,768				5,940	
東京	6,024	76	4	6	10	12
	14,282,948	195,156	16,848	14,256	38,232	20,736
	2,371	2,568	4,212	2,376	3,823	1,728
山梨	1					
	26,179					
	26,179					
山口	189					
	271,944					
	1,439					
丸干いわし	46,418	2,874	2,308	2,440	2,247	2,016
合計	28,515,327	1,613,547	1,403,133	1,387,782	1,453,298	1,208,065
平均単価	614	561	608	569	647	599
福島	100					
	97,977					
	980					
青森	7					
	4,147					
	592					
宮城	31	1	2	1	1	1
	87,750	6,790	8,729	4,850	6,789	6,789
	2,831	6,790	4,365	4,850	6,789	6,789
茨城	814	8				
	361,640	3,974				
	444	497				
千葉	43,369	2,841	2,186	2,279	2,101	2,005
	25,983,934	1,569,176	1,230,374	1,256,874	1,306,635	1,182,960
	599	552	563	552	622	590
東京	1,768	6	105	151	133	4
	1,622,864	15,725	148,480	116,728	127,433	12,096
	918	2,621	1,414	773	958	3,024
神奈川	50					
	64,127					
	1,283					
静岡	5					
	29,160					
	5,832					
愛知	63					
	52,682					
	836					

上段：数量=kg
 单位 中断：金額=円
 下段：単価=円

9月	10月	11月	12月	1月	2月	3月
				2 7,793 3,897		
	50 72,900 1,458		80 116,640 1,458			
1 6,264 6,264	52 164,160 3,157	10 58,320 5,832	39 195,902 5,023	20 58,320 2,916	13 25,920 1,994	23 58,374 2,538
4,314 8,079,883 1,873	5,087 9,412,882 1,850	4,928 9,494,667 1,927	7,080 14,666,591 2,072	5,061 8,975,361 1,773	5,300 9,648,910 1,821	5,047 9,465,243 1,875
248 661,140 2,666	567 1,236,951 2,182	2,599 7,663,428 2,949	17,370 43,154,614 2,484	487 1,100,501 2,260	138 370,871 2,687	136 373,343 2,745
		265 674,284 2,544	1,106 2,779,593 2,513	110 118,800 1,080		1 3,240 3,240
188 490,626 2,610	95 243,000 2,558	503 1,554,444 3,090	1,209 3,534,553 2,924	107 289,423 2,705	108 268,272 2,484	72 178,848 2,484
49 120,078 2,451	128 210,627 1,646	392 1,108,426 2,828	8,708 22,146,256 2,543	229 568,683 2,483	13 31,492 2,422	47 121,660 2,589
5 29,700 5,940	306 660,960 2,160	446 1,481,490 3,322	1,347 3,635,430 2,699	5 15,120 3,024		
6 20,736 3,456	29 109,620 3,780	975 2,818,864 2,891	4,838 10,825,502 2,238	36 108,475 3,013	16 44,928 2,808	16 69,595 4,350
					1 26,179 26,179	
	9 12,744 1,416	18 25,920 1,440	162 233,280 1,440			
2,084 1,306,187 627	2,275 1,476,720 649	2,157 1,326,112 615	2,290 1,423,560 622	14,039 8,998,662 641	9,055 5,286,592 584	2,633 1,631,669 620
10 8,640 864			5 5,832 1,166	60 60,479 1,008	25 23,026 921	
						7 4,147 592
1 5,819 5,819	1 6,790 6,790	1 6,790 6,790	1 2,910 2,910	18 19,855 1,103	1 3,879 3,879	2 7,760 3,880
			36 38,392 1,066	692 276,567 400	51 31,043 609	27 11,664 432
2,038 1,246,369 612	2,187 1,315,316 601	2,143 1,277,288 596	2,107 1,277,551 606	12,370 7,919,664 640	8,585 4,892,825 570	2,527 1,508,902 597
4 12,096 3,024	22 91,044 4,138	9 37,368 4,152	123 79,306 645	835 660,991 792	317 236,290 745	59 85,307 1,446
2 4,666 2,333	40 36,288 907		2 5,249 2,625		4 12,675 3,169	2 5,249 2,625
					5 29,160 5,832	
			13 11,210 862		50 41,472 829	

(3)塩干・加工品

品目別・出荷地	計	4月	5月	6月	7月	8月
丸干いわし	211	18	15	9	12	6
山口	211,046	17,882	15,550	9,330	12,441	6,220
	1,000	993	1,037	1,037	1,037	1,037
開干あじ	65,584	6,220	5,999	5,979	5,572	5,737
合計	72,526,753	6,529,407	6,558,555	6,341,963	5,749,957	7,116,397
平均単価	1,106	1,050	1,093	1,061	1,032	1,240
福島	722	59	68	62	59	46
	2,127,736	93,788	97,373	177,058	63,720	59,778
	2,947	1,590	1,432	2,856	1,080	1,300
茨城	5,273	515	562	578	390	402
	10,042,476	976,902	1,143,168	1,218,989	776,919	770,865
	1,905	1,897	2,034	2,109	1,992	1,918
千葉	701	57	43	43	46	59
	771,535	63,781	86,247	49,266	54,105	62,895
	1,101	1,119	2,006	1,146	1,176	1,066
東京	395	59		59	71	3
	314,526	45,395		49,205	46,796	4,082
	796	769		834	659	1,361
神奈川	153	35		23	72	13
	71,783	12,285		12,928	34,992	7,949
	469	351		562	486	611
静岡	58,340	5,495	5,326	5,214	4,934	5,214
	59,198,697	5,337,256	5,231,767	4,834,517	4,773,425	6,210,828
	1,015	971	982	927	967	1,191
開干さんま	56,012	5,912	5,934	5,115	5,110	4,406
合計	53,157,783	5,735,228	5,356,662	4,847,296	4,761,755	4,373,378
平均単価	949	970	903	948	932	993
福島	46,294	4,653	4,911	4,259	3,868	3,824
	41,515,068	4,293,484	4,272,473	3,796,118	3,530,341	3,549,189
	897	923	870	891	913	928
北海道	17					
	100,224					
	5,896					
宮城	1,580	164	176	144	104	144
	1,591,920	163,080	178,416	145,800	105,840	146,232
	1,008	994	1,014	1,013	1,018	1,016
茨城	5,214	633	588	452	860	175
	5,765,208	726,948	515,592	510,387	747,900	253,476
	1,106	1,148	877	1,129	870	1,448
千葉	2,734	462	259	232	204	259
	4,013,250	551,716	390,181	363,019	296,847	419,038
	1,468	1,194	1,506	1,565	1,455	1,618
東京	89			8	14	4
	84,067			10,886	16,027	5,443
	945			1,361	1,145	1,361
山口	84			20	60	
	88,046			21,086	64,800	
	1,048			1,054	1,080	
丸干さんま	2,944	275	236	258	263	318
合計	2,903,091	290,759	241,907	243,276	264,439	319,330
平均単価	986	1,057	1,025	943	1,005	1,004
福島	2,938	275	236	258	263	318
	2,890,390	290,759	241,907	243,276	264,439	319,330
	984	1,057	1,025	943	1,005	1,004
東京	6					
	12,701					
	2,117					
開干ほっけ	113,838	10,838	9,859	8,829	9,010	8,863
合計	150,824,745	13,133,149	12,726,176	12,158,048	11,848,290	12,184,049
平均単価	1,325	1,212	1,291	1,377	1,315	1,375
福島	49,017	3,726	4,347	4,074	3,804	4,070
	75,021,830	5,862,709	6,540,375	6,343,792	5,690,150	6,132,798
	1,531	1,573	1,505	1,557	1,496	1,507
宮城	3,280	257	82	314	335	236
	3,739,195	278,995	102,729	405,322	395,022	275,506
	1,140	1,086	1,253	1,291	1,179	1,167

上段：数量=kg
 单位 中断：金額=円
 下段：単価=円

9月	10月	11月	12月	1月	2月	3月
29 28,597 986	25 27,282 1,091	4 4,666 1,167	3 3,110 1,037	64 61,106 955	17 16,222 954	9 8,640 960
4,793 5,923,786 1,236	5,733 7,058,035 1,231	4,458 4,528,063 1,016	5,123 4,732,942 924	5,016 5,111,773 1,019	4,970 5,035,256 1,013	5,984 7,840,619 1,310
29 39,420 1,359	59 175,101 2,968	31 41,040 1,324	82 108,864 1,328	24 31,104 1,296	45 62,208 1,382	158 1,178,282 7,457
360 709,553 1,971	340 643,781 1,893	296 564,828 1,908	302 598,880 1,983	473 881,376 1,863	531 859,408 1,618	524 897,807 1,713
41 48,101 1,173	55 85,880 1,561	46 48,381 1,052	88 91,232 1,037	56 44,969 803	62 59,008 952	105 77,670 740
35 27,141 775	32 40,608 1,269	28 32,368 1,156	38 26,649 701	5 3,402 680	5 3,240 648	60 35,640 594
10 3,629 363						
4,318 5,095,942 1,180	5,247 6,112,665 1,165	4,057 3,841,446 947	4,613 3,907,317 847	4,458 4,150,922 931	4,327 4,051,392 936	5,137 5,651,220 1,100
3,836 3,812,740 994	3,738 3,700,574 990	3,846 3,784,285 984	3,674 3,763,159 1,024	4,393 4,145,727 944	5,038 4,222,533 838	5,010 4,654,446 929
3,117 2,914,555 935	2,990 2,791,372 934	3,154 2,921,009 926	2,959 2,851,377 964	4,065 3,640,510 896	4,280 3,287,545 768	4,214 3,667,095 870
			17 100,224 5,896			
104 105,408 1,014	88 89,208 1,014	108 109,944 1,018	140 142,128 1,015	112 113,832 1,016	160 162,432 1,015	136 129,600 953
424 496,962 1,172	416 471,960 1,135	312 369,468 1,184	361 408,996 1,133	84 186,192 2,217	448 528,579 1,180	461 548,748 1,190
187 290,350 1,553	226 337,990 1,496	236 357,166 1,513	197 260,434 1,322	132 205,193 1,554	141 232,313 1,648	199 309,003 1,553
4 5,465 1,366	18 10,044 558	32 24,538 767			9 11,664 1,296	
		4 2,160 540				
209 200,409 959	193 195,113 1,011	181 177,758 982	403 407,145 1,010	177 157,491 890	209 165,737 793	222 239,727 1,080
209 200,409 959	193 195,113 1,011	181 177,758 982	403 407,145 1,010	177 157,491 890	209 165,737 793	216 227,026 1,051
						6 12,701 2,117
8,376 10,691,462 1,276	8,035 10,312,231 1,283	10,969 14,084,323 1,284	12,153 14,626,645 1,204	8,896 12,618,005 1,418	8,806 11,981,883 1,361	9,204 14,460,484 1,571
3,696 5,362,132 1,451	3,910 5,575,234 1,426	5,333 7,711,834 1,446	4,921 6,829,154 1,388	4,022 6,284,146 1,562	3,782 5,767,238 1,525	3,332 6,922,268 2,078
516 541,100 1,049	244 261,581 1,072	453 517,644 1,143	305 314,703 1,032	141 155,130 1,100	61 74,876 1,227	336 416,587 1,240

(3)塩干・加工品

品目別・出荷地	計	4月	5月	6月	7月	8月
開干ほっけ	18,134	1,422	1,384	1,451	1,749	1,231
茨城	28,514,881	2,043,560	2,171,144	2,155,045	2,564,329	2,062,956
	1,572	1,437	1,569	1,485	1,466	1,676
千葉	42,584	5,405	3,978	2,932	3,047	3,322
	42,683,376	4,908,141	3,842,527	3,177,836	3,134,097	3,709,549
	1,002	908	966	1,084	1,029	1,117
東京	143	28	68	33	14	
	156,254	39,744	69,401	29,419	17,690	
	1,093	1,419	1,021	891	1,264	
富山	60			15		
	155,714			39,074		
	2,595			2,605		
静岡	620			10	61	4
	553,495			7,560	47,002	3,240
	893			756	771	810
開干きちじ	8,640	862	491	312	560	1,079
合計	16,758,801	1,344,320	1,011,765	699,982	1,196,899	2,520,804
平均単価	1,940	1,560	2,061	2,244	2,137	2,336
福島	8,506	862	491	312	560	1,079
	16,582,522	1,344,320	1,011,765	699,982	1,196,899	2,520,804
	1,950	1,560	2,061	2,244	2,137	2,336
宮城	134					
	176,279					
	1,316					
開干さば	35,180	3,674	3,410	2,848	2,595	2,663
合計	33,938,140	2,897,305	2,952,337	2,867,671	2,496,210	2,552,800
平均単価	965	789	866	1,007	962	959
福島	3,936	149	140	143	264	315
	4,971,101	236,688	225,931	214,947	320,604	378,837
	1,263	1,589	1,614	1,503	1,214	1,203
北海道	28					
	201,484					
	7,196					
青森	14					
	9,979					
	713					
宮城	170	8	2		2	14
	201,025	14,330	3,582		3,582	21,456
	1,183	1,791	1,791		1,791	1,533
茨城	27,589	3,108	2,990	2,360	2,052	2,082
	24,950,541	2,288,358	2,427,219	2,214,027	1,848,170	1,892,412
	904	736	812	938	901	909
千葉	2,249	224	191	287	224	193
	2,548,159	194,565	218,145	389,598	279,139	208,253
	1,133	869	1,142	1,357	1,246	1,079
東京	313	48	45	10		24
	290,645	46,284	41,688	9,828		22,032
	929	964	926	983		918
静岡	748	137	42	48	53	35
	617,484	117,080	35,772	39,271	44,715	29,810
	826	855	852	818	844	852
鳥取	10					
	12,636					
	1,264					
山口	123					
	135,086					
	1,098					
身欠にしん	14,155	2,717	2,253	1,114	681	671
合計	11,817,628	2,311,704	1,776,712	866,401	524,194	542,566
平均単価	835	851	789	778	770	809
北海道	14,155	2,717	2,253	1,114	681	671
	11,817,628	2,311,704	1,776,712	866,401	524,194	542,566
	835	851	789	778	770	809
煮干	64,879	7,019	5,562	4,596	5,622	4,905
合計	148,776,329	16,528,246	12,387,468	11,827,377	12,960,324	11,305,142
平均単価	2,293	2,355	2,227	2,573	2,305	2,305

上段：数量=kg
 单位 中断：金額=円
 下段：単価=円

9月	10月	11月	12月	1月	2月	3月
1,107	956	1,251	2,003	1,834	1,839	1,907
1,826,953	1,566,219	1,917,484	2,991,634	3,414,380	2,951,740	2,849,437
1,650	1,638	1,533	1,494	1,862	1,605	1,494
3,055	2,888	3,781	4,707	2,877	3,042	3,550
2,961,277	2,832,409	3,781,760	4,282,039	2,739,077	3,117,883	4,196,781
969	981	1,000	910	952	1,025	1,182
	25		20			
	64,800		51,840			
	2,592		2,592			
2	12	151	197	22	82	79
0	11,988	155,601	157,275	25,272	70,146	75,411
0	999	1,030	798	1,149	855	955
585	398	453	2,872	440	268	320
981,030	757,665	970,121	5,086,346	954,548	542,765	692,556
1,677	1,904	2,142	1,771	2,169	2,025	2,164
570	398	453	2,762	440	259	320
967,205	757,665	970,121	4,931,992	954,548	534,665	692,556
1,697	1,904	2,142	1,786	2,169	2,064	2,164
15			110		9	
13,825			154,354		8,100	
922			1,403		900	
2,512	2,464	2,435	2,774	3,102	2,747	3,956
2,484,959	2,378,719	2,340,390	2,923,797	3,650,277	2,736,387	3,657,288
989	965	961	1,054	1,177	996	924
229	290	293	513	493	234	873
272,608	306,727	315,528	507,376	1,029,456	341,475	820,924
1,190	1,058	1,077	989	2,088	1,459	940
			28			
			201,484			
			7,196			
					7	7
					4,925	5,054
					704	722
4	40	6	42	43		9
7,164	44,613	9,932	47,140	45,079		4,147
1,791	1,115	1,655	1,122	1,048		461
1,993	1,894	1,919	1,879	2,401	2,315	2,596
1,866,732	1,783,385	1,828,078	1,882,871	2,410,286	2,187,662	2,321,341
937	942	953	1,002	1,004	945	894
217	171	121	226	127	92	176
284,280	179,516	126,640	209,724	129,684	100,328	228,287
1,310	1,050	1,047	928	1,021	1,091	1,297
16	24	24	49		24	49
14,321	22,032	22,032	44,064		22,032	46,332
895	918	918	899		918	946
42	35	72	37	38	31	178
35,772	29,810	38,180	31,138	35,772	28,773	151,391
852	852	530	842	941	928	851
	10					
	12,636					
	1,264					
11					44	68
4,082					51,192	79,812
371					1,163	1,174
558	858	788	2,480	542	655	838
456,706	777,572	719,672	2,118,943	469,006	558,280	695,872
818	906	913	854	865	852	830
558	858	788	2,480	542	655	838
456,706	777,572	719,672	2,118,943	469,006	558,280	695,872
818	906	913	854	865	852	830
5,174	6,021	4,726	5,470	4,572	5,333	5,879
11,103,941	13,881,897	11,355,447	11,855,074	10,340,599	12,823,731	12,407,083
2,146	2,306	2,403	2,167	2,262	2,405	2,110

(3)塩干・加工品

品目別・出荷地	計	4月	5月	6月	7月	8月
煮干	656	115	53	18	43	32
福島	3,821,319	963,362	105,950	8,920	174,508	64,092
	5,825	8,377	1,999	496	4,058	2,003
北海道	4		4			
	34,992		34,992			
	8,748		8,748			
宮城	1,434	166	120	115	100	101
	9,859,875	928,652	846,133	835,831	792,805	870,255
	6,876	5,594	7,051	7,268	7,928	8,616
茨城	6,928	79	151	633	999	744
	20,767,431	236,898	553,621	2,427,581	3,557,434	3,342,168
	2,998	2,999	3,666	3,835	3,561	4,492
千葉	2,072	139	194	158	184	85
	11,054,026	790,019	1,043,593	834,375	1,083,414	493,776
	5,335	5,684	5,379	5,281	5,888	5,809
東京	44,023	4,878	3,716	2,874	3,909	3,640
	73,348,091	8,582,363	5,599,739	5,307,326	6,062,014	5,588,009
	1,666	1,759	1,507	1,847	1,551	1,535
神奈川	32					
	323,274					
	10,102					
新潟	150	18	12	12	6	12
	348,300	41,796	27,864	27,864	13,932	27,864
	2,322	2,322	2,322	2,322	2,322	2,322
静岡	1,770	227	148	148	131	130
	6,422,787	776,937	587,527	529,521	519,542	536,876
	3,629	3,423	3,970	3,578	3,966	4,130
愛知	6,162	1,185	1,015	489	97	30
	18,535,425	3,678,107	3,191,845	1,493,510	379,424	73,654
	3,008	3,104	3,145	3,054	3,912	2,455
兵庫	52	4	4	4	4	4
	132,708	10,714	10,886	10,886	10,886	10,886
	2,552	2,679	2,722	2,722	2,722	2,722
島根	12	3	1	1	1	1
	61,560	15,336	5,184	5,184	4,968	5,184
	5,130	5,112	5,184	5,184	4,968	5,184
広島	20		4		4	
	129,600		25,920		25,920	
	6,480		6,480		6,480	
愛媛	171	16	16	16	13	13
	1,152,622	108,868	106,147	107,503	87,097	85,731
	6,740	6,804	6,634	6,719	6,700	6,595
福岡	1,393	189	124	128	131	113
	2,784,319	395,194	248,067	238,876	248,380	206,647
	1,999	2,091	2,001	1,866	1,896	1,829
みりん干	23,212	2,420	2,012	2,369	2,391	2,012
合計	36,947,584	3,553,581	2,985,902	4,028,881	5,165,966	3,118,433
平均単価	1,592	1,468	1,484	1,701	2,161	1,550
福島	21,395	2,324	1,982	1,706	1,852	1,977
	33,325,389	3,371,230	2,956,164	2,603,252	3,923,265	3,058,779
	1,558	1,451	1,492	1,526	2,118	1,547
青森	2					
	3,802					
	1,901					
宮城	13	0	0	0	0	0
	30,829	4,815	1,940	970	1,940	1,940
	2,371	0	0	0	0	0
茨城	1,694	96	30	663	536	35
	3,274,148	177,536	27,798	1,424,659	1,239,141	57,714
	1,933	1,849	927	2,149	2,312	1,649
東京	102					
	308,880					
	3,028					
鳥取	6				3	
	4,536				1,620	
	756				540	

上段：数量=kg
 单位 中断：金額=円
 下段：単価=円

9月	10月	11月	12月	1月	2月	3月
26 33,234 1,278	99 1,032,693 10,431	36 82,788 2,300	18 9,087 505	28 98,022 3,501	126 1,123,743 8,919	62 124,920 2,015
115 872,790 7,589	100 746,333 7,463	114 788,656 6,918	112 674,163 6,019	113 881,624 7,802	102 759,943 7,450	176 862,690 4,902
1,154 3,446,658 2,987	1,663 3,364,092 2,023	369 1,134,000 3,073	365 879,347 2,409	214 678,510 3,171	123 275,076 2,236	434 872,046 2,009
119 640,828 5,385	285 1,667,411 5,851	256 1,319,273 5,153	214 1,187,135 5,547	93 469,422 5,048	116 524,916 4,525	229 999,864 4,366
3,510 5,236,094 1,492	3,590 6,221,397 1,733	3,031 5,295,351 1,747	3,748 5,981,780 1,596	3,523 6,330,263 1,797	3,943 7,585,145 1,924	3,661 5,558,610 1,518
10 99,900 9,990		4 44,388 11,097	4 44,388 11,097	2 7,698 3,849	8 85,644 10,706	4 41,256 10,314
12 27,864 2,322	12 27,864 2,322	12 27,864 2,322	24 55,728 2,322	12 27,864 2,322	6 13,932 2,322	12 27,864 2,322
110 395,126 3,592	126 432,451 3,432	111 363,612 3,276	146 477,269 3,269	117 462,475 3,953	112 416,100 3,715	264 925,351 3,505
15 35,250 2,350	20 49,506 2,475	663 1,979,856 2,986	685 2,186,826 3,192	345 1,036,192 3,003	715 1,801,998 2,520	903 2,629,257 2,912
	4 10,886 2,722	4 10,886 2,722		8 21,772 2,722		16 34,906 2,182
1 5,184 5,184	1 4,968 4,968	3 15,552 5,184				
4 25,920 6,480			4 25,920 6,480	4 25,920 6,480		
15 103,423 6,895	14 97,980 6,999	12 81,648 6,804	12 78,928 6,577	15 104,784 6,986	14 87,092 6,221	15 103,421 6,895
83 181,670 2,189	107 226,316 2,115	111 211,573 1,906	138 254,503 1,844	98 196,053 2,001	68 150,142 2,208	103 226,898 2,203
1,435 2,135,350 1,488	1,525 2,317,911 1,520	1,666 2,580,677 1,549	1,925 2,974,691 1,545	1,770 2,661,687 1,504	1,737 2,561,690 1,475	1,950 2,862,815 1,468
1,397 2,096,473 1,501	1,464 2,227,995 1,522	1,619 2,518,860 1,556	1,798 2,667,178 1,483	1,714 2,604,148 1,519	1,662 2,487,822 1,497	1,900 2,810,223 1,479
						2 3,802 1,901
0 970 0	0 1,940 0	0 970 0	0 1,940 0	0 1,940 0	10 8,161 816	3 3,303 1,101
38 37,907 998	50 61,732 1,235	40 40,435 1,011	40 40,433 1,011	56 55,599 993	65 65,707 1,011	45 45,487 1,011
	8 23,328 2,916	7 20,412 2,916	87 265,140 3,048			
	3 2,916 972					

(3)塩干・加工品

品目別・出荷地	計	4月	5月	6月	7月	8月
するめ	27,670	2,046	1,902	2,109	2,776	3,365
合計	61,256,410	3,349,432	3,113,930	3,059,810	3,636,069	4,772,339
平均単価	2,214	1,637	1,637	1,451	1,310	1,418
福島	2,953 7,865,756 2,664	457 731,948 1,602	586 961,727 1,641	354 562,189 1,588	366 623,859 1,705	303 522,826 1,725
北海道	4,044 12,801,542 3,166	20 28,080 1,404	50 44,280 886	84 177,466 2,113	108 169,690 1,571	62 131,933 2,128
青森	8,186 9,109,001 1,113	747 774,036 1,036	497 460,253 926	305 313,740 1,029	515 513,864 998	614 644,490 1,050
岩手	745 2,249,953 3,020	84 211,086 2,513	88 223,722 2,542	72 214,164 2,975	80 230,915 2,886	195 501,422 2,571
宮城	3,305 6,502,220 1,967	299 522,555 1,748	320 449,131 1,404	492 697,142 1,417	531 744,606 1,402	911 1,286,650 1,412
茨城	864 2,390,264 2,767	4 8,812 2,203	12 23,283 1,940	8 15,422 1,928	34 46,183 1,358	30 54,176 1,806
埼玉	9 11,664 1,296	9 11,664 1,296				
千葉	4,062 13,668,642 3,365	391 888,894 2,273	259 615,222 2,375	223 533,358 2,392	272 640,548 2,355	395 932,364 2,360
東京	2,902 3,510,691 1,210	10 23,760 2,376		552 438,977 795	843 504,620 599	827 530,754 642
愛知	2 23,328 11,664		2 23,328 11,664			
大阪	333 2,030,821 6,099	10 52,477 5,248	13 84,240 6,480	19 107,352 5,650	27 161,784 5,992	18 105,084 5,838
兵庫	242 1,026,864 4,243	15 96,120 6,408	75 228,744 3,050			10 62,640 6,264
山口	23 65,664 2,855					
その他干物	136,232	15,042	12,626	11,405	10,089	10,594
合計	173,201,791	16,124,628	15,292,486	14,273,245	13,470,892	13,885,552
平均単価	1,271	1,072	1,211	1,251	1,335	1,311
福島	39,206 58,252,652 1,486	5,178 5,694,700 1,100	4,213 5,650,719 1,341	2,944 4,124,806 1,401	3,568 5,621,348 1,575	3,002 4,781,673 1,593
北海道	1,912 1,477,814 773	6 16,200 2,700	18 48,600 2,700	12 32,400 2,700	150 82,620 551	120 134,460 1,121
青森	4,963 5,778,214 1,164	114 174,042 1,527	315 273,024 867	401 312,768 780	255 289,051 1,134	205 230,859 1,126
宮城	3,306 7,285,806 2,204	226 536,240 2,373	819 1,604,056 1,959	1,097 2,174,457 1,982	99 271,215 2,740	148 401,166 2,711
茨城	34,733 43,627,541 1,256	3,787 4,384,786 1,158	2,496 2,917,516 1,169	2,352 2,969,127 1,262	1,955 2,628,002 1,344	2,866 3,154,636 1,101
千葉	2,739 3,445,861 1,258	430 563,971 1,312	94 125,787 1,338	217 286,807 1,322	293 412,766 1,409	246 322,263 1,310
東京	5,970 5,205,529 872	252 423,318 1,680	399 551,676 1,383	216 290,391 1,344	63 88,074 1,398	222 267,949 1,207

上段：数量=kg
 单位 中断：金額=円
 下段：単価=円

9月	10月	11月	12月	1月	2月	3月
1,862	2,754	2,842	5,626	508	658	1,222
3,245,732	6,686,074	7,655,935	21,041,621	953,878	1,456,294	2,285,296
1,743	2,428	2,694	3,740	1,878	2,213	1,870
125	34	75	596	19	20	18
222,566	157,916	485,611	3,344,167	80,903	80,352	91,692
1,781	4,645	6,475	5,611	4,258	4,018	5,094
92	706	970	1,752	30	130	40
169,733	2,046,816	3,065,580	6,317,264	135,000	337,500	178,200
1,845	2,899	3,160	3,606	4,500	2,596	4,455
824	1,020	1,088	1,217	384	405	570
677,916	854,226	1,305,288	2,097,144	415,800	408,888	643,356
823	837	1,200	1,723	1,083	1,010	1,129
118	32	8	40			28
330,804	189,540	38,880	194,400			115,020
2,803	5,923	4,860	4,860			4,108
78	20	55	81	28	19	471
194,969	462,435	376,706	674,007	167,789	135,832	790,398
2,500	23,122	6,849	8,321	5,992	7,149	1,678
30	100	76	492	33	5	40
51,452	198,461	187,258	1,609,991	80,190	13,122	101,914
1,715	1,985	2,464	3,272	2,430	2,624	2,548
130	633	365	1,339	10	10	35
319,464	1,942,704	1,247,724	6,175,008	55,080	80,136	238,140
2,457	3,069	3,418	4,612	5,508	8,014	6,804
450	130	80	10			
1,198,800	468,180	298,080	47,520			
2,664	3,601	3,726	4,752			
13	43	75	67	4	24	20
78,192	267,408	467,208	413,640	19,116	147,744	126,576
6,015	6,219	6,229	6,174	4,779	6,156	6,329
	30	50	32		30	
	92,880	183,600	168,480		194,400	
	3,096	3,672	5,265		6,480	
2	6				15	
1,836	5,508				58,320	
918	918				3,888	
7,760	9,341	11,875	16,584	11,957	9,789	9,170
10,273,468	11,764,851	14,130,159	22,471,312	15,218,268	12,104,475	14,192,455
1,324	1,259	1,190	1,355	1,273	1,237	1,548
2,379	2,433	2,765	5,693	2,756	2,229	2,046
3,448,318	3,359,036	4,214,274	9,437,262	4,440,581	3,250,177	4,229,758
1,449	1,381	1,524	1,658	1,611	1,458	2,067
155	190	513	307	174	147	120
96,012	181,656	310,003	225,894	190,253	80,984	78,732
619	956	604	736	1,093	551	656
61	379	287	1,498	852	485	111
139,100	384,309	435,735	1,722,903	1,028,395	598,059	189,969
2,280	1,014	1,518	1,150	1,207	1,233	1,711
80	66	477	70	60	54	110
244,186	193,035	895,143	238,085	213,923	193,861	320,439
3,052	2,925	1,877	3,401	3,565	3,590	2,913
1,748	2,060	2,379	3,937	4,353	3,348	3,452
2,112,999	2,781,144	2,952,157	4,844,568	5,377,341	4,163,796	5,341,469
1,209	1,350	1,241	1,231	1,235	1,244	1,547
193	368	274	225	166	90	143
240,012	477,108	335,836	269,329	191,276	103,549	117,157
1,244	1,296	1,226	1,197	1,152	1,151	819
193	450	1,699	1,295	605	291	285
252,781	466,102	1,057,113	621,169	333,318	365,277	488,361
1,310	1,036	622	480	551	1,255	1,714

(3)塩干・加工品

品目別・出荷地	計	4月	5月	6月	7月	8月
その他干物	70	10	2	4	16	12
神奈川	181,440	25,920	5,184	10,368	41,472	31,104
	2,592	2,592	2,592	2,592	2,592	2,592
富山	43	5	8	15	15	
	67,349	8,640	12,053	23,328	23,328	
	1,566	1,728	1,507	1,555	1,555	
福井	186	24	12	12	6	12
	266,490	34,344	17,172	17,172	8,586	17,172
	1,433	1,431	1,431	1,431	1,431	1,431
静岡	327	45	46	6	24	27
	1,238,440	157,140	107,568	35,770	77,242	99,631
	3,787	3,492	2,338	5,962	3,218	3,690
兵庫	24,471	2,241	1,804	2,228	2,330	2,384
	30,060,505	2,285,187	2,216,871	2,287,027	2,618,077	3,092,241
	1,228	1,020	1,229	1,026	1,124	1,297
鳥取	1,145	108	111	111	113	95
	1,778,001	165,240	177,154	169,128	173,556	152,670
	1,553	1,530	1,596	1,524	1,536	1,607
山口	16,356	2,604	2,263	1,752	1,152	1,208
	13,451,901	1,619,044	1,511,450	1,467,336	1,067,083	1,126,072
	822	622	668	838	926	932
香川	160					
	95,040					
	594					
愛媛	184	12	26	17	8	12
	488,808	35,856	73,656	49,680	23,112	35,856
	2,657	2,988	2,833	2,922	2,889	2,988
福岡	337			21	42	35
	377,225			22,680	45,360	37,800
	1,119			1,080	1,080	1,080
鹿児島	124					
	123,175					
	993					
焼物	18,725	2,224	2,020	1,722	1,760	2,058
合計	35,067,374	4,094,504	3,757,423	3,578,177	3,606,584	4,010,627
平均単価	1,873	1,841	1,860	2,078	2,049	1,949
福島	4,681	626	621	488	509	584
	10,204,694	1,369,657	1,354,447	1,060,571	1,106,644	1,280,961
	2,180	2,188	2,181	2,173	2,174	2,193
青森	1,157	390	262	37	60	6
	990,663	441,396	185,544	40,176	32,400	9,720
	856	1,132	708	1,086	540	1,620
岩手	50					50
	46,980					46,980
	940					940
宮城	6,289	614	447	604	632	686
	11,286,518	1,111,813	950,250	1,324,444	1,359,757	1,230,364
	1,795	1,811	2,126	2,193	2,152	1,794
茨城	299	9	18	15	6	21
	1,230,512	31,752	34,551	31,752	12,960	54,950
	4,115	3,528	1,920	2,117	2,160	2,617
千葉	3,076	259	272	264	243	251
	3,957,687	331,560	350,055	340,902	313,821	323,703
	1,287	1,280	1,287	1,291	1,291	1,290
東京	154		80			11
	265,658		95,580			17,582
	1,725		1,195			1,598
静岡	18					
	69,984					
	3,888					
兵庫	193					85
	324,255					141,003
	1,680					1,659
鳥取	4			4		
	6,998			6,998		
	1,750			1,750		

上段：数量=kg
 单位 中断：金額=円
 下段：単価=円

9月	10月	11月	12月	1月	2月	3月
4	6	2	10		2	2
10,368	15,552	5,184	25,920		5,184	5,184
2,592	2,592	2,592	2,592		2,592	2,592
18	12	24	12	18	18	18
25,758	17,172	34,344	17,334	25,758	25,920	25,758
1,431	1,431	1,431	1,445	1,431	1,440	1,431
26	8	24	59	11	32	19
128,736	43,200	120,528	198,625	77,760	66,096	126,144
4,951	5,400	5,022	3,367	7,069	2,066	6,639
1,617	2,080	2,007	1,959	1,941	1,868	2,012
2,343,095	2,571,754	2,393,171	3,421,068	2,319,538	2,109,799	2,402,677
1,449	1,236	1,192	1,746	1,195	1,129	1,194
81	116	95	80	80	80	75
129,601	165,500	152,670	128,564	128,564	114,826	120,528
1,600	1,427	1,607	1,607	1,607	1,435	1,607
1,195	1,137	1,192	1,192	929	996	736
1,075,718	1,029,707	1,036,642	1,105,757	857,217	868,132	687,743
900	906	870	928	923	872	934
			160			
			95,040			
			594			
10	21	34	8	12	4	20
26,784	61,128	73,656	25,920	34,344	12,960	35,856
2,678	2,911	2,166	3,240	2,862	3,240	1,793
	15	103	79		21	21
	18,448	113,703	93,874		22,680	22,680
	1,230	1,104	1,188		1,080	1,080
					124	
					123,175	
					993	
1,950	1,245	1,155	1,122	1,155	1,069	1,245
3,824,897	2,135,959	1,868,899	2,015,817	2,067,369	1,764,248	2,342,870
1,961	1,716	1,618	1,797	1,790	1,650	1,882
471	259	186	233	214	161	329
1,030,893	563,321	403,872	502,694	469,099	342,440	720,095
2,189	2,175	2,171	2,157	2,192	2,127	2,189
16	166	12	60		102	46
14,580	112,752	22,464	30,996		56,160	44,475
911	679	1,872	517		551	967
616	358	498	411	553	389	481
962,963	660,557	701,495	675,717	833,569	660,375	815,214
1,563	1,845	1,409	1,644	1,507	1,698	1,695
32	6	30	63	32	24	43
133,229	11,275	86,651	283,370	213,451	83,268	253,303
4,163	1,879	2,888	4,498	6,670	3,470	5,891
266	287	268	230	237	235	264
338,904	369,468	344,898	296,271	303,615	302,346	342,144
1,274	1,287	1,287	1,288	1,281	1,287	1,296
6					48	9
9,590					129,600	13,306
1,598					2,700	1,478
	12			3		3
	46,656			11,664		11,664
	3,888			3,888		3,888
48	15	10	15	15	5	
75,944	26,438	18,144	26,438	27,216	9,072	
1,582	1,763	1,814	1,763	1,814	1,814	

(3)塩干・加工品

品目別・出荷地	計	4月	5月	6月	7月	8月
焼物	161					
山口	174,751					
	1,085					
大分	2,643	326	320	310	310	364
	6,508,674	808,326	786,996	773,334	781,002	905,364
	2,463	2,480	2,459	2,495	2,519	2,487
揚物	379,801	34,401	34,070	27,965	24,580	25,378
合計	386,374,779	33,358,112	33,205,314	27,333,574	25,979,801	26,990,643
平均単価	1,017	970	975	977	1,057	1,064
福島	23,087	1,800	2,199	1,642	1,629	2,015
	54,527,219	4,528,376	5,121,226	3,677,651	3,898,192	5,055,587
	2,362	2,516	2,329	2,240	2,393	2,509
北海道	11	0			10	
	1,490	0			0	
	135	0			0	
岩手	264	16	9	9		
	358,943	35,235	20,547	8,640		
	1,360	2,202	2,283	960		
宮城	138,747	11,163	11,066	9,586	7,951	8,475
	107,524,963	8,511,524	8,291,614	7,605,736	6,566,672	6,868,727
	775	762	749	793	826	810
秋田	7,722	741	742	751	651	596
	2,945,780	278,225	281,027	286,587	245,524	229,275
	381	375	379	382	377	385
山形	929	157	79	67	146	131
	978,076	176,664	89,048	78,713	133,871	127,270
	1,053	1,125	1,127	1,175	917	972
茨城	76,423	7,203	6,693	5,984	5,752	5,503
	102,458,894	9,722,181	8,786,711	7,896,083	7,619,544	7,023,827
	1,341	1,350	1,313	1,320	1,325	1,276
栃木	6,482	675	611	415	506	493
	8,811,301	603,616	699,097	606,187	1,144,857	815,878
	1,359	894	1,144	1,461	2,263	1,655
群馬	24	3	2	1	2	2
	222,520	28,858	19,612	21,384	19,613	13,867
	9,272	9,619	9,806	21,384	9,807	6,934
千葉	10,680	779	801	789	860	813
	8,431,936	571,596	585,694	614,437	673,387	718,948
	790	734	731	779	783	884
東京	1,246	21	40	28	62	24
	1,627,037	48,226	64,156	46,760	73,742	151,422
	1,306	2,296	1,604	1,670	1,189	6,309
神奈川	269	15	9	12	3	39
	766,429	43,546	18,792	33,826	11,016	106,920
	2,849	2,903	2,088	2,819	3,672	2,742
新潟	93,748	10,992	10,437	7,620	5,909	6,255
	73,107,753	7,909,079	8,186,499	5,584,209	4,409,214	4,649,532
	780	720	784	733	746	743
福井	680	30	15	38	151	153
	603,660	25,273	12,637	32,011	141,461	142,755
	888	842	842	842	937	933
静岡	268	23	27	21	43	34
	1,218,430	61,067	68,636	55,418	265,523	252,045
	4,546	2,655	2,542	2,639	6,175	7,413
愛知	14,115	659	1,143	860	634	583
	17,879,653	651,333	725,798	577,728	563,403	576,563
	1,267	988	635	672	889	989
三重	1,426					
	618,360					
	434					
滋賀	290		60		40	
	225,504		46,656		31,104	
	778		778		778	
兵庫	2,171	90	94	88	176	167
	2,020,170	72,550	77,966	72,989	95,631	85,983
	931	806	829	829	543	515

上段：数量=kg
 单位 中断：金額=円
 下段：単価=円

9月	10月	11月	12月	1月	2月	3月
		49	38	18	42	14
		55,773	40,437	20,997	41,991	15,553
		1,138	1,064	1,167	1,000	1,111
495	142	102	72	83	63	56
1,258,794	345,492	235,602	159,894	187,758	138,996	127,116
2,543	2,433	2,310	2,221	2,262	2,206	2,270
28,931	34,051	34,541	35,667	33,268	31,777	35,172
29,684,805	32,755,251	34,758,049	39,191,330	35,097,301	33,171,826	34,848,773
1,026	962	1,006	1,099	1,055	1,044	991
1,669	1,637	1,601	2,488	1,971	2,330	2,106
3,996,684	2,785,134	3,279,468	7,435,075	4,945,180	4,711,416	5,093,230
2,395	1,701	2,048	2,988	2,509	2,022	2,418
						1
						1,490
						1,490
		2		59	93	76
		1,080		74,736	119,286	99,419
		540		1,267	1,283	1,308
10,449	14,073	14,738	13,443	13,184	11,405	13,214
8,091,178	10,982,266	11,403,401	10,883,054	10,430,754	8,704,994	9,185,043
774	780	774	810	791	763	695
548	584	612	675	602	623	597
208,743	219,558	237,244	261,082	232,215	238,068	228,232
381	376	388	387	386	382	382
68	43	39	41	50	53	55
74,000	48,987	41,729	44,189	52,679	54,427	56,499
1,088	1,139	1,070	1,078	1,054	1,027	1,027
6,430	6,890	6,848	6,506	6,082	6,084	6,448
8,640,134	8,798,892	9,419,667	8,363,279	8,331,685	8,548,169	9,308,722
1,344	1,277	1,376	1,285	1,370	1,405	1,444
607	589	458	675	464	508	481
853,349	752,773	626,317	1,063,195	422,054	571,598	652,380
1,406	1,278	1,368	1,575	910	1,125	1,356
1	3	1	6	1		2
4,622	25,358	4,622	61,344	9,374		13,866
4,622	8,453	4,622	10,224	9,374		6,933
1,061	923	849	811	958	1,044	992
791,230	742,325	672,106	671,096	773,712	806,945	810,460
746	804	792	827	808	773	817
53	89	110	325	46	39	409
143,683	212,892	141,274	249,808	78,282	61,951	354,841
2,711	2,392	1,284	769	1,702	1,588	868
3	6	21	23	9	18	111
11,016	18,144	54,432	155,736	26,568	42,768	243,665
3,672	3,024	2,592	6,771	2,952	2,376	2,195
6,722	6,811	7,112	8,378	7,235	7,282	8,995
5,331,145	5,754,951	5,992,755	6,563,282	5,914,516	5,985,552	6,827,019
793	845	843	783	817	822	759
10	16	80	12	14	138	23
8,425	15,100	59,444	10,109	14,516	118,008	23,921
843	944	743	842	1,037	855	1,040
30	14	26	48	2		
133,671	12,702	24,677	337,715	6,976		
4,456	907	949	7,036	3,488		
627	1,011	1,174	1,954	2,326	1,851	1,293
892,717	1,566,907	1,937,005	2,670,255	3,426,575	2,702,353	1,589,016
1,424	1,550	1,650	1,367	1,473	1,460	1,229
205	1,001	220				
93,818	358,303	166,239				
458	358	756				
40	10	80	20		40	
31,104	7,776	62,208	15,552		31,104	
778	778	778	778		778	
259	201	408	145	216	138	189
166,760	271,006	373,017	197,334	308,620	186,741	111,573
644	1,348	914	1,361	1,429	1,353	590

(3)塩干・加工品

品目別・出荷地	計	4月	5月	6月	7月	8月
揚物	24					
和歌山	27,475					
	1,145					
鳥取	19					
	25,401					
	1,337					
島根	1				1	
	0				0	
	0				0	
岡山	18	0				
	33,204	0				
	1,845	0				
広島	190	15	19	14	9	24
	737,597	55,858	74,520	79,142	33,696	89,554
	3,882	3,724	3,922	5,653	3,744	3,731
山口	224	11	8	12	17	15
	546,658	27,475	20,218	30,068	27,346	37,908
	2,440	2,498	2,527	2,506	1,609	2,527
長崎	743	8	16	28	28	56
	676,326	7,430	14,860	26,005	26,005	44,582
	910	929	929	929	929	796
かまぼこ	256,317	21,983	23,190	25,584	22,995	21,427
合計	250,859,683	18,449,567	18,259,731	20,838,980	19,876,645	19,427,831
平均単価	979	839	787	815	864	907
福島	76,496	5,340	5,347	5,583	4,588	4,372
	81,551,937	4,364,293	4,417,155	5,077,622	3,780,632	3,664,017
	1,066	817	826	909	824	838
北海道	440	40	40	40	35	40
	1,028,322	61,344	61,344	68,796	57,402	61,344
	2,337	1,534	1,534	1,720	1,640	1,534
岩手	33			24	3	
	30,294			19,359	3,645	
	918			807	1,215	
宮城	98,668	9,996	10,871	9,828	8,311	8,241
	90,235,356	7,891,465	7,961,828	6,949,216	7,653,472	7,992,247
	915	789	732	707	921	970
山形	456	124	22	10	62	104
	433,620	120,528	18,144	8,100	58,428	101,088
	951	972	825	810	942	972
茨城	6,944	570	628	571	633	769
	2,704,785	199,854	217,512	170,154	200,880	296,071
	390	351	346	298	317	385
栃木	6					
	0					
	0					
千葉	1,347	132	98	126	106	83
	1,844,983	201,845	190,789	132,119	161,745	111,063
	1,370	1,529	1,947	1,049	1,526	1,338
東京	2,661	333	164	307	205	202
	7,921,838	930,380	236,443	1,319,036	660,421	733,137
	2,977	2,794	1,442	4,297	3,222	3,629
神奈川	48,010	3,465	3,973	7,432	7,448	5,648
	38,507,264	2,611,202	2,949,182	5,387,365	5,397,055	4,170,711
	802	754	742	725	725	738
新潟	14,658	1,041	1,059	1,104	1,053	1,467
	17,274,053	940,267	965,235	1,003,396	977,290	1,555,968
	1,178	903	911	909	928	1,061
福井	20					
	43,049					
	2,152					
岐阜	33	4	3	2	3	3
	171,463	22,745	15,747	12,247	15,747	13,996
	5,196	5,686	5,249	6,124	5,249	4,665
静岡	470	6	42	6	76	54
	1,657,583	8,100	164,700	8,100	306,828	210,600
	3,527	1,350	3,921	1,350	4,037	3,900

上段：数量=kg
 单位 中断：金額=円
 下段：単価=円

9月	10月	11月	12月	1月	2月	3月
				24 27,475 1,145		
			6 8,467 1,411			13 16,934 1,303
		1 0 0	15 33,204 2,214		2 0 0	
18 67,392 3,744	9 33,696 3,744	33 123,552 3,744	15 56,160 3,744		15 56,635 3,776	19 67,392 3,547
15 37,390 2,493	21 37,022 1,763	12 30,068 2,506	33 66,616 2,019	5 10,238 2,048	58 179,799 3,100	17 42,510 2,501
116 107,744 929	120 111,459 929	116 107,744 929	48 44,778 933	20 11,146 557	56 52,012 929	131 122,561 936
18,290 16,848,280 921	16,329 16,557,328 1,014	17,534 16,597,904 947	37,542 54,853,675 1,461	16,833 15,795,370 938	15,914 14,928,612 938	18,696 18,425,760 986
4,698 4,237,713 902	5,565 5,794,714 1,041	5,543 5,580,012 1,007	20,005 29,963,848 1,498	5,151 4,888,065 949	4,862 4,450,743 915	5,442 5,333,123 980
20 30,672 1,534	70 107,352 1,534		75 462,780 6,170	20 30,672 1,534	20 30,672 1,534	40 55,944 1,399
	6 7,290 1,215					
7,063 6,858,829 971	7,230 6,978,753 965	7,318 7,056,364 964	7,984 9,539,935 1,195	6,671 6,456,320 968	7,637 7,313,549 958	7,518 7,583,378 1,009
44 42,768 972	26 24,624 947	12 11,016 918	30 29,160 972	12 11,664 972		10 8,100 810
725 291,341 402	492 196,776 400	607 241,812 398	1,166 452,078 388	708 264,708 374	40 94,219 2,355	35 79,380 2,268
			6 0 0			
95 127,290 1,340	140 208,372 1,488	120 137,830 1,149	122 136,204 1,116	119 183,629 1,543	109 128,415 1,178	97 125,682 1,296
252 764,846 3,035	276 737,199 2,671	106 121,900 1,150	281 895,395 3,186	163 445,495 2,733	98 107,116 1,093	274 970,470 3,542
4,082 2,995,495 734	1,071 880,208 822	2,315 1,774,507 767	3,938 5,919,246 1,503	2,584 1,928,377 746	2,119 1,608,959 759	3,935 2,884,957 733
922 937,658 1,017	1,063 1,002,680 943	1,071 1,029,200 961	3,129 6,188,498 1,978	1,220 1,250,012 1,025	738 691,227 937	791 732,622 926
3 4,493 1,498			17 38,556 2,268			
2 10,498 5,249	2 12,247 6,124	3 15,747 5,249	2 10,498 5,249	4 19,246 4,812	2 8,748 4,374	3 13,997 4,666
53 162,216 3,061	32 123,120 3,848	37 151,848 4,104	98 251,207 2,563	15 61,560 4,104	13 53,352 4,104	38 155,952 4,104

(3)塩干・加工品

品目別・出荷地	計	4月	5月	6月	7月	8月
かまぼこ	2,388	203	149	260	233	240
愛知	2,481,149	213,408	156,125	269,568	235,872	247,104
	1,039	1,051	1,048	1,037	1,012	1,030
兵庫	930	134	255	70	68	73
	801,674	119,799	190,831	70,252	63,461	56,536
	862	894	748	1,004	933	774
和歌山	190	25	5	15	25	10
	369,360	48,600	9,720	29,160	48,600	19,440
	1,944	1,944	1,944	1,944	1,944	1,944
広島	1,590	500	420	110	60	65
	1,858,407	580,285	489,179	128,479	70,764	76,661
	1,169	1,161	1,165	1,168	1,179	1,179
山口	751	54	85	75	63	37
	1,406,688	97,479	152,617	135,273	109,408	68,406
	1,873	1,805	1,795	1,804	1,737	1,849
愛媛	212	16	15	21	23	19
	527,166	37,973	52,488	50,738	74,995	49,442
	2,487	2,373	3,499	2,416	3,261	2,602
福岡	14		14			
	10,692		10,692			
	764		764			
ちくわ	76,879	8,310	6,982	6,535	6,117	6,033
合計	53,006,218	4,780,557	4,543,341	4,239,887	4,093,718	3,828,311
平均単価	689	575	651	649	669	635
福島	89			8		
	336,141			27,130		
	3,777			3,391		
青森	9,941	968	828	776	840	712
	9,632,367	939,857	798,853	753,622	815,830	688,174
	969	971	965	971	971	967
宮城	30,397	4,897	3,318	3,187	2,634	3,281
	13,275,961	1,717,258	1,412,782	1,322,845	1,050,255	1,271,588
	437	351	426	415	399	388
茨城	812	24	12	14	9	9
	613,278	18,144	9,072	10,584	6,804	6,804
	755	756	756	756	756	756
東京	822	33	23	9	12	55
	1,710,824	68,136	51,787	14,595	18,507	124,146
	2,081	2,065	2,252	1,622	1,542	2,257
神奈川	0					
	1,134					
	0					
新潟	31,661	1,991	2,472	2,287	2,370	1,772
	23,450,074	1,543,616	1,849,800	1,772,540	1,853,703	1,469,507
	741	775	748	775	782	829
愛知	2,930	332	299	204	216	181
	3,748,169	410,386	382,599	276,341	307,795	261,612
	1,279	1,236	1,280	1,355	1,425	1,445
兵庫	227	65	30	50	36	23
	238,270	83,160	38,448	62,230	40,824	6,480
	1,050	1,279	1,282	1,245	1,134	282
なると	25,883	2,356	1,195	1,025	1,551	1,315
合計	24,898,078	1,500,279	1,221,704	1,237,804	1,091,625	970,318
平均単価	962	637	1,022	1,208	704	738
福島	13,718	690	658	558	518	584
	9,941,052	474,957	448,038	416,799	355,050	415,314
	725	688	681	747	685	711
岩手	606	42	30	42	84	50
	609,454	43,158	31,105	42,963	78,344	51,452
	1,006	1,028	1,037	1,023	933	1,029
宮城	4,368	1,291	200	50	530	370
	2,524,611	376,737	62,727	15,552	122,526	93,961
	578	292	314	311	231	254
茨城	1					
	0					
	0					

上段：数量=kg
 单位 中断：金額=円
 下段：単価=円

9月	10月	11月	12月	1月	2月	3月
130 134,784 1,037	143 146,016 1,021	280 292,032 1,043	410 426,816 1,041	30 33,696 1,123	120 123,552 1,030	190 202,176 1,064
68 38,232 562	15 17,820 1,188	13 15,444 1,188	28 119,956 4,284	10 11,880 1,188	9 10,692 1,188	187 86,771 464
20 38,880 1,944	10 19,440 1,944	10 19,440 1,944	30 58,320 1,944	20 38,880 1,944	5 9,720 1,944	15 29,160 1,944
65 76,661 1,179	65 76,661 1,179	50 58,970 1,179	85 100,249 1,179	50 58,970 1,179	55 64,867 1,179	65 76,661 1,179
28 51,840 1,851	111 202,154 1,821	41 82,710 2,017	107 198,721 1,857	51 94,700 1,857	68 159,493 2,345	31 53,887 1,738
20 44,064 2,203	12 21,902 1,825	8 9,072 1,134	29 62,208 2,145	5 17,496 3,499	19 73,288 3,857	25 33,500 1,340
5,159 3,803,511 737	7,350 5,394,439 734	6,679 5,073,705 760	5,999 4,658,729 777	7,736 4,980,264 644	5,352 3,969,681 742	4,627 3,640,075 787
816 791,596 970	856 830,474 970	848 818,162 965	896 864,689 965	736 714,742 971	796 773,192 971	869 843,176 970
1,752 888,323 507	2,598 1,322,032 509	1,379 749,203 543	1,336 871,224 652	3,528 1,402,875 398	1,228 624,979 509	1,259 642,597 510
44 33,264 756	111 84,078 757	161 121,716 756	138 104,328 756	147 111,132 756	90 68,040 756	53 39,312 742
55 109,731 1,995	168 344,186 2,049	127 271,606 2,139	86 176,855 2,056	149 310,683 2,085	60 129,094 2,152	45 91,498 2,033
0 1,134 0						
2,221 1,674,614 754	3,374 2,469,687 732	3,743 2,640,188 705	3,325 2,312,721 696	2,942 2,127,281 723	3,018 2,143,054 710	2,146 1,593,363 742
250 297,721 1,191	234 315,156 1,347	413 442,309 1,071	190 244,769 1,288	228 276,010 1,211	160 231,322 1,446	223 302,149 1,355
21 7,128 339				2 0 0		
973 913,135 938	1,315 1,090,392 829	1,231 1,462,734 1,188	10,810 11,438,074 1,058	1,578 1,433,641 909	924 818,888 886	1,610 1,719,484 1,068
635 465,787 734	711 473,429 666	810 551,502 681	6,250 4,783,081 765	868 581,537 670	673 455,004 676	763 520,554 682
28 29,031 1,037	144 141,134 980	30 30,932 1,031	30 31,105 1,037	30 30,910 1,030	30 31,105 1,037	66 68,215 1,034
46 40,539 881	177 67,333 380	46 82,582 1,795	1,072 1,226,391 1,144	351 241,096 687	18 12,366 687	217 182,801 842
						1 0 0

(3)塩干・加工品

品目別・出荷地	計	4月	5月	6月	7月	8月
なると 千葉	531 1,606,327 3,025					
東京	1,241 3,137,599 2,528	101 276,631 2,739	105 408,192 3,888	185 492,078 2,660	93 141,652 1,523	114 176,385 1,547
新潟	4,916 5,585,522 1,136	158 153,576 972	128 124,416 972	121 115,668 956	248 180,338 727	129 113,724 882
三重	320 405,635 1,268	56 67,910 1,213	63 81,648 1,296	55 71,280 1,296	54 70,634 1,308	61 77,230 1,266
福岡	182 1,087,878 5,977	18 107,310 5,962	11 65,578 5,962	14 83,464 5,962	24 143,081 5,962	7 42,252 6,036
その他練製品 合計 平均単価	698,422 520,276,572 745	56,580 41,861,864 740	56,416 39,905,203 707	55,497 39,789,054 717	53,894 38,681,380 718	62,711 38,343,205 611
福島	25,264 24,273,129 961	1,953 1,783,448 913	1,847 1,638,064 887	1,686 1,658,500 984	1,620 1,683,998 1,040	1,816 1,579,254 870
北海道	8,631 16,135,732 1,870	775 1,455,455 1,878	728 1,376,750 1,891	635 1,188,302 1,871	642 1,184,287 1,845	657 1,239,764 1,887
青森	200 228,366 1,142	15 15,228 1,015	15 15,228 1,015	10 10,152 1,015	30 42,660 1,422	35 35,532 1,015
岩手	2,837 3,624,196 1,277	267 310,694 1,164	250 330,622 1,322	216 259,297 1,200	239 458,092 1,917	283 607,619 2,147
宮城	171,233 153,561,130 897	15,485 11,677,066 754	15,846 10,539,117 665	15,553 11,033,542 709	16,849 12,237,000 726	17,920 10,987,554 613
秋田	1,221 320,105 262	63 24,375 387	34 14,111 415	56 25,333 452	60 23,246 387	93 37,541 404
山形	10,115 5,758,601 569	1,591 848,528 533	1,329 713,162 537	931 526,463 565	996 584,393 587	914 522,269 571
茨城	194,334 68,445,034 352	14,951 5,777,654 386	14,151 5,773,142 408	15,125 5,938,274 393	15,024 5,645,046 376	14,608 5,318,718 364
栃木	1,060 1,699,294 1,603	165 290,779 1,762	106 179,875 1,697	50 105,200 2,104	55 89,091 1,620	73 115,945 1,588
群馬	10,902 9,299,374 853	1,261 1,072,738 851	1,042 897,773 862	1,074 902,178 840	977 829,864 849	786 680,644 866
埼玉	802 5,726,835 7,141	74 551,394 7,451	73 519,642 7,118	71 482,544 6,796	64 469,206 7,331	124 917,606 7,400
千葉	44,010 47,340,645 1,076	3,105 3,503,083 1,128	3,403 3,860,064 1,134	2,814 3,358,193 1,193	2,465 2,890,188 1,172	3,520 3,895,956 1,107
東京	19,861 20,067,522 1,010	1,326 1,835,329 1,384	1,267 1,476,056 1,165	1,339 1,679,402 1,254	808 1,260,680 1,560	7,459 1,130,758 152
神奈川	13,359 13,408,122 1,004	578 1,074,741 1,859	291 668,553 2,297	472 976,783 2,069	292 596,303 2,042	572 1,066,207 1,864
新潟	124,173 93,538,554 753	8,853 6,383,255 721	10,625 7,340,692 691	10,049 7,031,271 700	8,746 6,424,605 735	8,625 5,986,232 694
富山	35 93,485 2,671					1 4,320 4,320

上段：数量=kg
 单位 中断：金額=円
 下段：単価=円

9月	10月	11月	12月	1月	2月	3月
			531 1,606,327 3,025			
53 80,348 1,516	85 131,928 1,552	136 469,700 3,454	65 124,839 1,921	109 261,411 2,398	42 84,799 2,019	153 489,636 3,200
160 134,784 842	180 174,960 972	193 232,114 1,203	2,857 3,636,003 1,273	201 205,416 1,022	145 139,968 965	396 374,555 946
30 36,933 1,231	1 0 0					
21 125,713 5,986	17 101,608 5,977	16 95,904 5,994	5 30,328 6,066	19 113,271 5,962	16 95,646 5,978	14 83,723 5,980
57,042 40,254,145 706	58,626 44,327,556 756	57,855 43,903,521 759	66,981 63,670,018 951	59,455 45,507,341 765	57,349 42,092,823 734	56,016 41,940,462 749
2,039 2,016,527 989	2,003 1,719,142 858	2,477 2,192,629 885	3,260 4,114,392 1,262	2,628 2,366,493 900	1,823 1,649,017 905	2,112 1,871,665 886
600 1,123,922 1,873	740 1,347,066 1,820	620 1,138,028 1,836	1,039 1,956,511 1,883	653 1,226,711 1,879	759 1,426,586 1,880	783 1,472,350 1,880
		25 38,502 1,540	50 50,760 1,015	5 5,076 1,015	5 5,076 1,015	10 10,152 1,015
231 261,954 1,134	261 279,058 1,069	245 256,997 1,049	268 291,146 1,086	189 191,581 1,014	172 167,184 972	216 209,952 972
16,637 11,337,119 681	17,821 13,334,149 748	17,596 14,009,962 796	13,287 21,777,934 1,639	9,827 14,490,677 1,475	7,280 11,249,735 1,545	7,132 10,887,275 1,527
103 21,953 213	87 17,105 197	113 21,006 186	190 36,557 192	126 26,592 211	127 28,431 224	169 43,855 259
759 421,338 555	747 409,890 549	703 397,670 566	468 339,355 725	530 301,047 568	505 298,674 591	642 395,812 617
14,131 5,057,031 358	12,365 4,630,475 374	12,091 4,451,527 368	22,763 7,387,325 325	21,738 6,634,223 305	19,085 6,089,061 319	18,302 5,742,558 314
107 176,034 1,645	78 139,674 1,791	73 98,972 1,356	175 237,960 1,360	50 61,680 1,234	66 92,084 1,395	62 112,000 1,806
830 692,979 835	972 847,519 872	943 801,173 850	599 527,031 880	638 547,980 859	874 730,879 836	906 768,616 848
87 536,652 6,168	67 463,147 6,913	56 405,702 7,245	78 572,022 7,334	38 287,280 7,560	33 241,920 7,331	37 279,720 7,560
4,910 4,860,440 990	4,246 4,535,401 1,068	4,522 4,547,564 1,006	3,814 4,178,687 1,096	4,203 4,310,367 1,026	3,749 3,837,263 1,024	3,259 3,563,439 1,093
867 1,541,159 1,778	891 1,510,183 1,695	773 1,358,819 1,758	1,141 2,784,679 2,441	1,501 1,931,588 1,287	1,159 1,543,634 1,332	1,330 2,015,235 1,515
342 711,212 2,080	286 731,055 2,556	345 615,582 1,784	665 1,392,780 2,094	949 835,669 881	4,066 2,281,816 561	4,501 2,457,421 546
9,398 6,906,531 735	11,837 9,263,000 783	11,347 8,646,555 762	12,068 11,934,115 989	10,590 8,018,331 757	11,697 8,262,218 706	10,338 7,341,749 710
29 72,360 2,495	5 16,805 3,361					

(3)塩干・加工品

品目別・出荷地	計	4月	5月	6月	7月	8月
その他練製品	49,086	4,214	3,255	3,624	3,336	3,517
福井	27,624,815	2,413,789	1,926,613	2,033,002	1,764,732	1,792,755
	563	573	592	561	529	510
静岡	5,900	465	557	388	448	426
	9,297,727	785,072	875,793	712,067	763,676	813,218
	1,576	1,688	1,572	1,835	1,705	1,909
愛知	9,341	920	848	884	793	895
	8,565,473	840,505	752,611	840,937	773,572	802,535
	917	914	888	951	976	897
三重	1,143	69	55	53	41	59
	633,401	58,127	46,333	45,283	37,957	52,278
	554	842	842	854	926	886
滋賀	1,428	77	405	148	100	48
	724,993	62,683	217,159	53,914	48,816	17,626
	508	814	536	364	488	367
大阪	42		10	6	5	5
	401,544		95,040	59,400	47,520	47,520
	9,561		9,504	9,900	9,504	9,504
兵庫	197	4	9	9	8	
	763,867	34,560	77,760	77,760	69,120	
	3,877	8,640	8,640	8,640	8,640	
鳥取	22	3	1	2	1	2
	447,634	61,041	20,347	40,694	20,347	40,694
	20,347	20,347	20,347	20,347	20,347	20,347
島根	1					
	0					
	0					
岡山	2					
	0					
	0					
広島	1,767	157	138	124	186	179
	4,727,690	441,072	283,338	362,871	478,018	431,584
	2,676	2,809	2,053	2,926	2,570	2,411
山口	1,016	164	114	152	86	72
	1,774,939	332,062	181,142	239,614	144,775	118,194
	1,747	2,025	1,589	1,576	1,683	1,642
香川	133	9	6	3	3	3
	229,628	16,038	10,692	5,346	5,346	5,346
	1,727	1,782	1,782	1,782	1,782	1,782
愛媛	164	25	5	9	19	18
	832,983	116,812	34,268	38,188	97,826	84,520
	5,079	4,672	6,854	4,243	5,149	4,696
福岡	143	11	6	14	1	1
	731,754	96,336	41,256	104,544	11,016	11,016
	5,117	8,758	6,876	7,467	11,016	11,016
長崎	0					
	0					
	0					
佃煮・漬物	54,052	4,180	4,418	4,416	5,174	3,966
合計	69,789,266	6,310,769	6,085,628	5,718,366	6,058,899	5,357,870
平均単価	1,291	1,510	1,377	1,295	1,171	1,351
福島	276	8			18	7
	723,630	19,052			47,628	20,995
	2,622	2,382			2,646	2,999
北海道	185	12	24	24	5	
	213,971	13,608	28,642	29,290	15,034	
	1,157	1,134	1,193	1,220	3,007	
青森	942	118	47	189	61	100
	4,822,183	797,822	324,650	762,793	294,325	600,376
	5,119	6,761	6,907	4,036	4,825	6,004
宮城	989	42	25	124	29	140
	1,998,936	132,572	78,008	211,323	91,400	248,492
	2,021	3,156	3,120	1,704	3,152	1,775
山形	758	49	69	73	63	52
	1,189,954	75,190	113,250	112,774	100,700	81,152
	1,570	1,534	1,641	1,545	1,598	1,561

上段：数量=kg
 单位 中断：金額=円
 下段：単価=円

9月	10月	11月	12月	1月	2月	3月
4,389 2,420,939 552	4,660 2,647,519 568	4,079 2,515,507 617	4,420 2,647,094 599	4,428 2,719,658 614	4,649 2,490,366 536	4,515 2,252,841 499
374 672,644 1,799	476 765,026 1,607	422 691,268 1,638	1,069 1,150,683 1,076	439 701,020 1,597	389 636,216 1,636	447 731,044 1,635
672 577,075 859	740 637,057 861	793 757,341 955	961 1,054,404 1,097	496 368,105 742	592 485,492 820	747 675,839 905
38 35,015 921	3 2,229 743	264 130,965 496	327 153,893 471	229 67,005 293		5 4,316 863
306 151,735 496	6 10,886 1,814	108 50,803 470	10 3,307 331	50 18,144 363	130 47,174 363	40 42,746 1,069
	8 76,032 9,504		8 76,032 9,504			
6 51,840 8,640	8 69,120 8,640	8 69,120 8,640	7 60,480 8,640	2 17,280 8,640	7 60,480 8,640	129 176,347 1,367
2 40,694 20,347	1 20,347 20,347	3 61,041 20,347	2 40,694 20,347	2 40,694 20,347		3 61,041 20,347
					1 0 0	
	2 0 0					
90 328,941 3,655	172 458,082 2,663	172 480,249 2,792	219 618,894 2,826	70 171,801 2,454	91 249,642 2,743	169 423,198 2,504
73 123,377 1,690	65 111,119 1,710	56 96,398 1,721	22 37,519 1,705	53 94,737 1,787	61 104,780 1,718	98 191,222 1,951
6 10,692 1,782	3 5,346 1,782	9 16,038 1,782	25 54,270 2,171	10 18,306 1,831	13 20,617 1,586	43 61,591 1,432
13 96,206 7,400	24 99,338 4,139	5 32,503 6,501	24 100,310 4,180	1 4,968 4,968	9 53,870 5,986	12 74,174 6,181
3 7,776 2,592	52 181,786 3,496	7 21,600 3,086	22 91,184 4,145	10 50,328 5,033	7 40,608 5,801	9 74,304 8,256
	0 0 0					
3,856 4,749,113 1,232	4,102 5,204,976 1,269	3,717 5,076,703 1,366	9,478 11,266,252 1,189	2,619 3,641,838 1,391	3,824 4,583,489 1,199	4,302 5,735,363 1,333
8 20,412 2,552	13 21,773 1,675	44 118,402 2,691	70 185,034 2,643	44 116,721 2,653	35 98,496 2,814	29 75,117 2,590
12 14,904 1,242	12 14,256 1,188	12 14,256 1,188	24 28,771 1,199		36 27,216 756	24 27,994 1,166
44 282,267 6,415	93 289,725 3,115	76 418,239 5,503	41 194,466 4,743	33 204,123 6,186	54 218,119 4,039	86 435,278 5,061
36 102,507 2,847	37 94,510 2,554	133 230,207 1,731	91 234,722 2,579	58 141,166 2,434	110 193,989 1,764	164 240,040 1,464
95 147,313 1,551	70 112,869 1,612	72 111,495 1,549	73 111,495 1,527	33 49,935 1,513	35 56,091 1,603	74 117,690 1,590

(3)塩干・加工品

品目別・出荷地	計	4月	5月	6月	7月	8月
佃煮・漬物	2,793	1	519	163	1,226	168
茨城	2,962,779	0	534,060	172,951	1,227,690	130,248
	1,061	0	1,029	1,061	1,001	775
栃木	36					30
	0					0
	0					0
群馬	245					
	61,884					
	253					
埼玉	112	15			15	
	158,640	16,686			16,686	
	1,416	1,112			1,112	
千葉	1,822	195	151	160	101	109
	502,921	49,354	39,398	41,988	32,809	32,809
	276	253	261	262	325	301
東京	23,679	2,021	1,992	1,831	1,769	1,859
	27,756,226	2,398,120	2,196,671	2,128,391	2,039,466	2,045,520
	1,172	1,187	1,103	1,162	1,153	1,100
神奈川	181	25	8	5	27	29
	346,130	47,790	13,932	9,558	61,204	52,780
	1,912	1,912	1,742	1,912	2,267	1,820
新潟	4,512	118	139	122	104	104
	4,438,365	166,546	203,334	137,209	141,203	157,626
	984	1,411	1,463	1,125	1,358	1,516
石川	1,842	177	149	163	142	137
	3,627,286	349,315	293,760	286,675	271,166	272,332
	1,969	1,974	1,972	1,759	1,910	1,988
愛知	359	40	30	22	33	12
	408,132	43,308	29,484	24,840	39,852	15,012
	1,137	1,083	983	1,129	1,208	1,251
三重	1,788	235	258	136	100	145
	9,664,116	1,268,892	1,405,080	739,201	537,408	777,492
	5,405	5,400	5,446	5,435	5,374	5,362
兵庫	6,919	622	544	534	500	593
	5,671,235	538,249	453,708	446,991	403,076	504,468
	820	865	834	837	806	851
鳥取	3,211	376	324	339	602	330
	2,314,083	263,952	227,448	237,978	422,604	231,660
	721	702	702	702	702	702
岡山	528	48	36	12	108	24
	361,329	32,659	24,495	8,165	74,132	16,330
	684	680	680	680	686	680
広島	323		55	11	15	17
	589,130		61,258	18,535	61,972	53,916
	1,824		1,114	1,685	4,131	3,172
香川	2,552	78	48	508	256	110
	1,978,336	97,654	58,450	349,704	180,544	116,662
	775	1,252	1,218	688	705	1,061
切身もろみ	38,768	3,998	3,782	3,782	3,189	3,023
合計	45,701,924	4,568,802	4,226,885	4,407,813	3,953,478	3,600,958
平均単価	1,179	1,143	1,118	1,165	1,240	1,191
福島	14,161	1,442	1,357	1,196	1,168	1,100
	17,229,923	1,885,732	1,624,660	1,433,966	1,406,533	1,350,731
	1,217	1,308	1,197	1,199	1,204	1,228
北海道	62			10	4	
	147,312			19,440	17,280	
	2,376			1,944	4,320	
青森	549	87		124	12	36
	351,259	25,077		55,209	3,629	10,886
	640	288		445	302	302
宮城	13,024	1,267	1,213	1,492	921	825
	17,201,255	1,586,946	1,526,535	2,018,011	1,442,425	1,264,863
	1,321	1,253	1,258	1,353	1,566	1,533
茨城	12					
	9,288					
	774					

上段：数量=kg
 单位 中断：金額=円
 下段：単価=円

9月	10月	11月	12月	1月	2月	3月
25 31,687 1,267	186 240,861 1,295	1 5,767 5,767	498 596,965 1,199	2 5,443 2,722	3 11,340 3,780	1 5,767 5,767
		6 0 0				
	15 21,060 1,404		230 40,824 177			
5 9,914 1,983	20 26,600 1,330	14 28,620 2,044	20 26,600 1,330		20 26,924 1,346	3 6,610 2,203
156 45,123 289	142 38,663 272	167 51,125 306	162 44,668 276	150 39,398 263	139 38,036 274	190 49,550 261
1,643 1,823,573 1,110	1,840 2,091,637 1,137	1,866 2,110,638 1,131	3,338 4,690,653 1,405	1,338 1,604,383 1,199	2,015 2,043,125 1,014	2,167 2,584,049 1,192
14 29,484 2,106	16 27,864 1,742	14 22,680 1,620	19 39,042 2,055	6 8,748 1,458	5 9,558 1,912	13 23,490 1,807
115 151,090 1,314	116 133,578 1,152	113 162,308 1,436	3,169 2,687,832 848	126 161,316 1,280	128 155,489 1,215	158 180,834 1,145
140 290,520 2,075	149 264,686 1,776	170 344,218 2,025	264 536,199 2,031	87 179,150 2,059	133 262,915 1,977	131 276,350 2,110
22 24,840 1,129	52 62,100 1,194	30 29,484 983	70 68,796 983	2 10,368 5,184	20 19,656 983	26 40,392 1,554
127 684,828 5,392	145 785,484 5,417	129 696,924 5,403	129 701,892 5,441	113 606,204 5,365	121 650,052 5,372	150 810,659 5,404
406 326,203 803	809 654,885 809	554 459,689 830	908 718,843 792	406 316,678 780	502 418,346 833	541 430,099 795
304 212,630 699	279 208,170 746	190 143,046 753	103 77,112 749	123 93,744 762	132 102,492 776	109 93,247 855
60 40,824 680	24 16,978 707	72 48,989 680	36 25,143 698	24 15,811 659	24 16,330 680	60 41,473 691
42 108,694 2,588	20 33,699 1,685	24 40,440 1,685	17 28,645 1,685	62 81,522 1,315	26 43,939 1,690	34 56,510 1,662
602 402,300 668	64 65,578 1,025	30 40,176 1,339	216 228,550 1,058	12 7,128 594	286 191,376 669	342 240,214 702
2,688 3,358,837 1,250	3,383 3,915,439 1,157	3,250 3,738,271 1,150	2,679 3,429,085 1,280	2,760 3,304,501 1,197	3,042 3,446,560 1,133	3,192 3,751,295 1,175
1,018 1,259,848 1,238	1,458 1,677,687 1,151	1,151 1,421,622 1,235	807 995,347 1,233	1,133 1,374,273 1,213	1,153 1,388,142 1,204	1,178 1,411,382 1,198
10 19,440 1,944		14 35,856 2,561		4 16,416 4,104	20 38,880 1,944	
	12 4,666 389	30 17,820 594	20 11,880 594		80 47,520 594	148 174,572 1,180
705 1,092,772 1,550	1,212 1,541,972 1,272	1,315 1,529,171 1,163	1,075 1,362,520 1,267	988 1,290,825 1,307	982 1,265,821 1,289	1,029 1,279,394 1,243
	12 9,288 774					

(3)塩干・加工品

品目別・出荷地	計	4月	5月	6月	7月	8月
切身もろみ	1,376	153	156	132	193	187
埼玉	1,237,841	104,102	106,142	89,812	215,978	141,318
	900	680	680	680	1,119	756
千葉	312	28	24	28	24	28
	640,224	57,456	49,248	57,456	49,248	57,456
	2,052	2,052	2,052	2,052	2,052	2,052
東京	234	14	26	13		
	381,693	41,040	52,185	37,692		
	1,631	2,931	2,007	2,899		
神奈川	129					
	473,688					
	3,672					
静岡	8,382	987	986	706	816	821
	7,219,235	828,057	827,723	591,293	752,257	734,880
	861	839	839	838	922	895
山口	527	20	20	81	51	26
	810,206	40,392	40,392	104,934	66,128	40,824
	1,537	2,020	2,020	1,295	1,297	1,570
切身粕	51,841	5,099	4,458	4,748	4,812	4,839
合計	62,617,438	6,296,776	5,695,690	5,865,722	5,481,280	5,863,920
平均単価	1,208	1,235	1,278	1,235	1,139	1,212
福島	1				1	
	0				0	
	0				0	
青森	116	16	12	16	2	16
	698,199	24,030	112,493	98,604	6,912	99,792
	6,019	1,502	9,374	6,163	3,456	6,237
宮城	45,395	4,457	4,068	4,319	4,085	4,315
	53,935,643	5,482,423	5,104,908	5,197,072	4,581,255	5,146,900
	1,188	1,230	1,255	1,203	1,121	1,193
埼玉	1,583	234	147	120	142	156
	1,166,088	173,103	107,957	101,866	110,063	125,291
	737	740	734	849	775	803
千葉	614	64	48	60	48	56
	1,255,824	131,328	98,496	123,120	98,496	114,912
	2,045	2,052	2,052	2,052	2,052	2,052
東京	429	30	42	26	24	4
	517,752	34,452	51,732	27,540	35,424	6,480
	1,207	1,148	1,232	1,059	1,476	1,620
石川	2,605	290	135	205	285	155
	4,042,008	443,880	214,434	315,630	434,970	238,410
	1,552	1,531	1,588	1,540	1,526	1,538
静岡	1,098	8	6	2	225	137
	1,001,924	7,560	5,670	1,890	214,160	132,135
	912	945	945	945	952	964
切身みりん	86,481	9,509	8,363	8,759	7,726	7,637
合計	67,628,615	6,700,388	6,445,642	6,587,786	5,966,745	5,968,749
平均単価	782	705	771	752	772	782
福島	7,767	692	738	672	767	648
	6,632,174	566,605	665,398	568,286	638,796	558,259
	854	819	902	846	833	862
青森	2,694	1,056	96	233	457	273
	1,019,493	304,754	48,449	60,799	275,022	83,937
	378	289	505	261	602	307
宮城	13,272	1,109	1,215	1,117	1,599	1,490
	9,836,692	768,312	731,756	797,537	1,150,708	1,090,854
	741	693	602	714	720	732
茨城	38,054	4,281	4,334	4,782	3,111	3,118
	24,518,400	2,696,748	2,878,237	3,059,634	1,931,611	1,996,906
	644	630	664	640	621	640
千葉	2,362	238	232	296	284	92
	1,732,131	172,289	167,803	228,099	210,107	68,323
	733	724	723	771	740	743
東京	1,031		58	26	4	
	675,382		58,323	25,337	4,601	
	655		1,006	975	1,150	

上段：数量=kg
 单位 中断：金額=円
 下段：単価=円

9月	10月	11月	12月	1月	2月	3月
144	75	70	139	60	17	50
114,307	73,494	53,104	123,098	44,064	17,172	155,250
794	980	759	886	734	1,010	3,105
28	20	24	16	32	28	32
57,456	41,040	49,248	32,832	65,664	57,456	65,664
2,052	2,052	2,052	2,052	2,052	2,052	2,052
30		24	6		120	1
88,128		73,872	18,144		70,632	0
2,938		3,078	3,024		589	0
			129			
			473,688			
			3,672			
717	554	549	446	499	582	719
672,454	491,908	459,730	350,448	430,747	477,993	601,745
938	888	837	786	863	821	837
36	40	73	41	44	60	35
54,432	75,384	97,848	61,128	82,512	82,944	63,288
1,512	1,885	1,340	1,491	1,875	1,382	1,808
4,190	4,211	3,053	3,527	2,948	5,145	4,811
5,041,334	4,894,954	3,829,265	4,775,820	4,086,558	5,324,058	5,462,061
1,203	1,162	1,254	1,354	1,386	1,035	1,135
12	12	2	14	10	2	2
112,493	21,222	6,912	119,405	82,512	6,912	6,912
9,374	1,769	3,456	8,529	8,251	3,456	3,456
3,495	3,795	2,439	3,136	2,482	4,573	4,231
4,088,346	4,373,748	3,123,943	4,084,396	3,374,831	4,613,391	4,764,430
1,170	1,153	1,281	1,302	1,360	1,009	1,126
153	90	186	31	78	126	120
113,076	35,640	93,246	75,514	58,158	90,072	82,102
739	396	501	2,436	746	715	684
52	53	49	32	52	48	52
106,704	106,704	98,496	65,664	106,704	98,496	106,704
2,052	2,013	2,010	2,052	2,052	2,052	2,052
12		8	36	24	123	100
15,390		9,990	47,736	32,400	148,608	108,000
1,283		1,249	1,326	1,350	1,208	1,080
250	190	275	215	230	185	190
400,572	292,410	422,010	333,990	370,872	284,850	289,980
1,602	1,539	1,535	1,553	1,612	1,540	1,526
216	71	94	63	72	88	116
204,753	65,230	74,668	49,115	61,081	81,729	103,933
948	919	794	780	848	929	896
7,246	6,333	8,028	6,179	6,124	5,204	5,373
5,631,549	4,918,381	5,942,228	4,923,958	4,743,067	4,578,362	5,221,760
777	777	740	797	775	880	972
705	568	611	734	592	477	563
583,459	483,199	511,126	617,812	510,818	430,402	498,014
828	851	837	842	863	902	885
171	72	162	39	78	9	48
69,228	22,561	75,633	25,110	25,294	5,670	23,036
405	313	467	644	324	630	480
1,433	1,343	1,360	813	669	695	429
1,050,310	1,009,156	960,010	613,254	518,788	556,413	589,594
733	751	706	754	775	801	1,374
2,569	2,600	3,499	2,564	2,737	2,141	2,318
1,508,025	1,571,229	2,080,883	1,787,217	1,558,840	1,545,753	1,903,317
587	604	595	697	570	722	821
251	219	197	120	117	137	179
177,900	155,004	138,804	88,455	90,851	103,596	130,900
709	708	705	737	777	756	731
		483	460			
		306,321	280,800			
		634	610			

(3)塩干・加工品

品目別・出荷地	計	4月	5月	6月	7月	8月
切身みりん	15,369	1,540	1,197	1,158	1,065	1,562
静岡	16,249,124	1,486,983	1,320,760	1,291,212	1,244,901	1,645,730
	1,057	966	1,103	1,115	1,169	1,054
山口	5,932	593	493	475	439	454
	6,965,219	704,697	574,916	556,882	510,999	524,740
	1,174	1,188	1,166	1,172	1,164	1,156
切身しょうが	3,797	421	392	555	293	368
合計	4,222,837	493,800	431,165	582,953	326,941	428,592
平均単価	1,112	1,173	1,100	1,050	1,116	1,165
福島	1,986	210	180	194	175	174
	1,681,635	180,411	153,972	158,248	145,417	145,418
	847	859	855	816	831	836
青森	987	106	89	146	57	138
	1,650,629	193,739	126,985	231,982	118,524	223,226
	1,672	1,828	1,427	1,589	2,079	1,618
宮城	735	105	98	215	59	51
	782,526	119,650	112,667	192,723	61,456	56,449
	1,065	1,140	1,150	896	1,042	1,107
東京	38		10			
	50,774		15,768			
	1,336		1,577			
山口	51		15		2	5
	57,273		21,773		1,544	3,499
	1,123		1,452		772	700
その他切身	136,448	11,164	11,034	10,093	10,384	10,021
合計	144,561,991	12,466,932	11,700,598	10,986,492	11,370,986	11,402,172
平均単価	1,059	1,117	1,060	1,089	1,095	1,138
福島	21,145	1,595	1,492	1,541	1,416	1,698
	22,660,845	2,068,377	1,849,436	2,069,660	1,782,899	2,232,549
	1,072	1,297	1,240	1,343	1,259	1,315
北海道	189	14	15	8	13	7
	845,055	86,616	35,424	41,256	90,072	41,472
	4,471	6,187	2,362	5,157	6,929	5,925
青森	9,604	1,226	1,050	796	806	868
	17,816,436	1,811,815	1,597,262	1,378,993	1,508,542	1,649,910
	1,855	1,478	1,521	1,732	1,872	1,901
宮城	27,223	1,473	1,079	1,071	1,483	1,308
	32,436,897	2,031,790	1,621,381	1,509,900	1,772,234	1,746,723
	1,192	1,379	1,503	1,410	1,195	1,335
山形	107	7	12	20		4
	632,815	47,952	77,760	94,284		25,920
	5,914	6,850	6,480	4,714		6,480
茨城	59,724	5,453	5,873	5,057	4,862	4,600
	50,642,064	4,874,990	4,996,577	4,324,745	4,187,456	3,944,742
	848	894	851	855	861	858
埼玉	1,521	371	261	221	160	146
	1,830,137	245,052	208,656	172,368	292,637	172,152
	1,203	661	799	780	1,829	1,179
千葉	12,734	719	848	1,163	1,282	1,166
	12,715,400	959,771	984,928	1,208,910	1,408,255	1,360,189
	999	1,335	1,161	1,039	1,098	1,167
東京	1,375	37	152	43	88	51
	2,354,790	71,064	111,748	49,248	92,977	65,945
	1,713	1,921	735	1,145	1,057	1,293
新潟	25	8	2	1	6	2
	134,865	41,310	13,770	4,050	27,540	13,770
	5,395	5,164	6,885	4,050	4,590	6,885
山梨	10					
	41,256					
	4,126					
静岡	410	27	9	18	87	55
	372,919	21,870	7,290	14,580	87,932	52,334
	910	810	810	810	1,011	952
山口	501	12	4	4	4	14
	613,989	17,886	5,962	5,962	5,962	10,822
	1,226	1,491	1,491	1,491	1,491	773

上段：数量=kg
 单位 中断：金額=円
 下段：単価=円

9月	10月	11月	12月	1月	2月	3月
1,653	1,132	1,124	1,060	1,433	1,212	1,233
1,705,185	1,214,570	1,221,999	1,051,534	1,454,203	1,298,379	1,313,668
1,032	1,073	1,087	992	1,015	1,071	1,065
464	399	592	389	498	533	603
537,442	462,662	647,452	459,776	584,273	638,149	763,231
1,158	1,160	1,094	1,182	1,173	1,197	1,266
264	303	252	293	247	199	210
309,456	377,969	247,619	324,443	251,050	220,034	228,815
1,172	1,247	983	1,107	1,016	1,106	1,090
150	150	159	130	169	130	165
128,310	128,310	132,587	111,202	145,417	111,202	141,141
855	855	834	855	860	855	855
80	95	36	122	50	33	35
142,980	179,205	61,236	166,030	71,518	63,861	71,343
1,787	1,886	1,701	1,361	1,430	1,935	2,038
34	55	43	41	28	6	
38,166	64,946	48,405	47,211	34,115	6,738	
1,123	1,181	1,126	1,151	1,218	1,123	
	3	14			7	4
	5,508	5,391			14,775	9,332
	1,836	385			2,111	2,333
					23	6
					23,458	6,999
					1,020	1,167
10,543	11,482	11,598	15,875	11,406	11,468	11,380
10,586,152	11,389,243	11,803,988	14,852,069	11,541,131	14,351,055	12,111,173
1,004	992	1,018	936	1,012	1,251	1,064
1,958	1,288	1,715	3,902	1,620	1,466	1,454
1,873,381	1,469,267	1,742,417	1,571,942	1,385,270	3,033,941	1,581,706
957	1,141	1,016	403	855	2,070	1,088
3	1	39	80			9
21,168	0	206,193	253,086			69,768
7,056	0	5,287	3,164			7,752
693	509	687	747	572	586	1,064
1,319,310	1,259,358	1,321,851	1,559,142	1,339,885	1,344,046	1,726,322
1,904	2,474	1,924	2,087	2,342	2,294	1,622
1,751	3,693	3,483	4,403	2,710	2,367	2,402
2,058,643	3,310,208	3,695,874	5,367,996	3,318,557	3,117,267	2,886,324
1,176	896	1,061	1,219	1,225	1,317	1,202
4	13	8	19	4	8	8
25,920	77,760	38,880	116,899	25,920	50,760	50,760
6,480	5,982	4,860	6,153	6,480	6,345	6,345
4,722	4,900	4,517	4,432	5,138	4,924	5,246
3,904,781	4,003,016	3,702,279	3,666,253	4,351,487	4,188,104	4,497,634
827	817	820	827	847	851	857
41	62	67	117	9	35	31
123,984	184,248	143,856	141,912	27,216	57,402	60,654
3,024	2,972	2,147	1,213	3,024	1,640	1,957
1,134	800	841	1,760	1,097	1,051	873
1,021,999	764,816	718,887	1,652,474	823,757	954,935	856,479
901	956	855	939	751	909	981
79	41	49	123	69	526	117
86,427	153,857	60,993	319,734	107,568	1,051,359	183,870
1,094	3,753	1,245	2,599	1,559	1,999	1,572
2	4					
13,770	20,655					
6,885	5,164					
					5	5
					20,628	20,628
					4,126	4,126
49	39	18	18	35	46	9
48,360	38,425	14,580	14,990	27,831	37,108	7,619
987	985	810	833	795	807	847
2	22	39	18	25	288	69
2,981	18,101	42,942	24,237	31,688	370,657	76,789
1,491	823	1,101	1,347	1,268	1,287	1,113

(3)塩干・加工品

品目別・出荷地	計	4月	5月	6月	7月	8月
その他切身	1,777	205	225	141	170	95
福岡	1,186,423	142,539	158,004	88,236	95,580	66,744
	668	695	702	626	562	703
大分	103	17	12	9	7	7
	278,100	45,900	32,400	24,300	18,900	18,900
	2,700	2,700	2,700	2,700	2,700	2,700
生珍味	167,481	17,550	14,088	13,334	14,283	14,206
合計	213,742,881	20,022,293	16,264,569	16,707,771	20,125,902	17,922,304
平均単価	1,276	1,141	1,154	1,253	1,409	1,262
福島	10,299	853	737	762	764	766
	20,022,895	1,120,146	967,526	1,026,315	2,695,180	1,018,630
	1,944	1,313	1,313	1,347	3,528	1,330
北海道	3,880	358	281	287	361	334
	8,563,007	818,607	652,017	620,223	803,451	742,835
	2,207	2,287	2,320	2,161	2,226	2,224
青森	609	63	39	54	49	35
	931,717	142,215	114,782	118,713	109,124	65,102
	1,530	2,257	2,943	2,198	2,227	1,860
岩手	104	6	82			
	198,288	36,720	58,752			
	1,907	6,120	716			
宮城	33,484	3,264	2,130	2,503	2,985	2,914
	34,706,074	3,757,011	1,514,948	3,025,224	3,548,021	2,762,109
	1,036	1,151	711	1,209	1,189	948
茨城	4,875	492	469	377	352	577
	9,665,656	987,077	920,808	743,213	699,516	1,123,708
	1,983	2,006	1,963	1,971	1,987	1,948
群馬	64,226	7,387	6,723	6,197	5,736	4,972
	43,194,918	4,038,561	5,119,527	4,726,255	4,372,230	3,785,914
	673	547	761	763	762	761
埼玉	1,796	221	208	150	157	215
	2,388,486	246,197	215,611	177,768	182,909	275,832
	1,330	1,114	1,037	1,185	1,165	1,283
千葉	144	17	8	8	14	18
	1,095,594	107,243	67,392	67,392	75,168	137,095
	7,608	6,308	8,424	8,424	5,369	7,616
東京	23,183	2,372	1,632	1,300	1,991	2,210
	40,849,748	4,275,313	3,127,406	2,623,684	3,610,515	3,731,312
	1,762	1,802	1,916	2,018	1,813	1,688
神奈川	5,052	467	485	437	498	537
	13,540,435	1,227,961	1,037,368	1,039,495	1,406,001	1,382,456
	2,680	2,629	2,139	2,379	2,823	2,574
新潟	11,500	765	707	658	728	873
	18,400,364	1,051,492	1,073,866	1,090,199	1,083,329	1,109,634
	1,600	1,374	1,519	1,657	1,488	1,271
山梨	743	86	119	85	92	43
	1,297,021	106,336	162,410	86,140	100,892	55,338
	1,746	1,236	1,365	1,013	1,097	1,287
長野	21					
	22,161					
	1,055					
静岡	20	8	5		5	1
	38,035	10,888	9,008		8,527	3,564
	1,902	1,361	1,802		1,705	3,564
愛知	632	3	1	2		101
	1,700,316	7,128	0	5,184		54,958
	2,690	2,376	0	2,592		544
三重	191	21	14	14	17	15
	3,373,974	369,360	245,916	244,944	308,448	276,696
	17,665	17,589	17,565	17,496	18,144	18,446
滋賀	156	96			48	
	79,061	34,823			17,626	
	507	363			367	
大阪	68	6		13		6
	135,432	12,312		24,624		12,312
	1,992	2,052		1,894		2,052

上段：数量=kg
 单位 中断：金額=円
 下段：単価=円

9月	10月	11月	12月	1月	2月	3月
97 63,828 658	103 70,632 686	127 93,636 737	254 158,004 622	116 72,252 623	158 103,248 653	86 73,720 857
8 21,600 2,700	7 18,900 2,700	8 21,600 2,700	2 5,400 2,700	11 29,700 2,700	8 21,600 2,700	7 18,900 2,700
13,674 17,419,269 1,274	12,712 16,982,189 1,336	11,825 16,767,206 1,418	15,426 25,190,316 1,633	11,231 12,521,866 1,115	12,969 14,909,620 1,150	16,183 18,909,576 1,168
616 1,117,841 1,815	693 970,125 1,400	795 2,047,487 2,575	1,066 1,921,706 1,803	845 1,166,662 1,381	1,345 3,304,265 2,457	1,057 2,667,012 2,523
290 634,521 2,188	285 642,156 2,253	406 883,062 2,175	525 1,306,109 2,488	246 480,847 1,955	253 504,789 1,995	254 474,390 1,868
28 54,518 1,947	50 60,653 1,213	44 62,468 1,420	29 49,248 1,698	150 77,760 518	31 41,861 1,350	37 35,273 953
6 36,720 6,120			10 66,096 6,610			
2,591 2,591,485 1,000	2,856 3,248,574 1,137	2,861 2,287,951 800	4,058 5,573,991 1,374	2,243 1,976,163 881	2,279 1,731,515 760	2,800 2,689,082 960
314 633,161 2,016	528 1,064,621 2,016	440 868,331 1,973	413 812,279 1,967	302 607,824 2,013	222 428,965 1,932	389 776,153 1,995
4,840 3,678,281 760	4,370 3,315,717 759	3,430 2,610,002 761	2,922 2,219,754 760	4,136 2,333,838 564	5,888 3,005,226 510	7,625 3,989,613 523
114 141,264 1,239	84 108,000 1,286	92 146,880 1,597	185 383,530 2,073	93 116,165 1,249	117 166,277 1,421	160 228,053 1,425
9 68,472 7,608	9 67,392 7,488	12 101,088 8,424	20 168,480 8,424	5 33,696 6,739	12 101,088 8,424	12 101,088 8,424
2,893 4,192,015 1,449	1,955 3,264,352 1,670	1,592 2,746,570 1,725	3,309 5,905,065 1,785	1,421 2,444,096 1,720	1,094 2,244,926 2,052	1,414 2,684,494 1,899
390 1,418,287 3,637	373 995,125 2,668	371 994,384 2,680	554 1,611,500 2,909	238 507,251 2,131	277 697,554 2,518	425 1,223,053 2,878
998 1,353,753 1,356	1,022 1,946,928 1,905	1,052 1,746,905 1,661	1,243 2,680,170 2,156	1,165 1,835,646 1,576	1,028 1,569,502 1,527	1,261 1,858,940 1,474
26 42,940 1,652	43 55,338 1,287	48 128,216 2,671	147 490,467 3,337	17 21,772 1,281	22 28,122 1,278	15 19,050 1,270
				21 22,161 1,055		
	1 6,048 6,048					
69 66,356 962	12 39,140 3,262	166 724,809 4,366	2 8,813 4,407	2 8,813 4,407	4 0 0	270 785,115 2,908
18 331,128 18,396	17 291,114 17,124	14 249,480 17,820	20 367,416 18,371	10 172,368 17,237	13 235,872 18,144	18 281,232 15,624
12 26,612 2,218						
6 12,312 2,052	6 12,312 2,052	12 24,624 2,052	6 12,312 2,052		13 24,624 1,894	

(3)塩干・加工品

品目別・出荷地	計	4月	5月	6月	7月	8月
生珍味	1,040	157	79	114	89	108
兵庫	2,168,886	285,897	158,761	219,272	182,456	234,230
	2,085	1,821	2,010	1,923	2,050	2,169
和歌山	1					
	0					
	0					
鳥取	681	54	52	45	55	91
	1,397,324	107,307	112,750	99,012	110,936	182,475
	2,052	1,987	2,168	2,200	2,017	2,005
広島	36					
	57,672					
	1,602					
山口	1,229	56	46	46	52	101
	2,912,043	173,016	131,220	137,570	155,520	314,538
	2,369	3,090	2,853	2,991	2,991	3,114
香川	34					
	46,656					
	1,372					
愛媛	83	4	4	4	7	22
	156,600	9,180	9,180	9,936	4,968	55,296
	1,887	2,295	2,295	2,484	710	2,513
福岡	652	78	71	39	50	55
	1,182,741	126,360	118,260	68,040	116,122	106,661
	1,814	1,620	1,666	1,745	2,322	1,939
熊本	2,742	716	196	239	233	212
	5,617,777	971,143	447,061	554,568	534,963	491,609
	2,049	1,356	2,281	2,320	2,296	2,319
干珍味 合計	15,702	1,670	1,511	1,743	1,145	1,639
平均単価	39,005,340	3,995,427	3,014,908	3,893,297	2,749,809	3,824,703
	2,484	2,392	1,995	2,234	2,402	2,334
福島	146	11	18	22	6	20
	333,248	29,744	39,464	48,796	10,692	43,934
	2,283	2,704	2,192	2,218	1,782	2,197
北海道	227	7	4	2	1	4
	685,343	41,472	9,072	20,412	10,044	21,384
	3,019	5,925	2,268	10,206	10,044	5,346
青森	6,561	765	344	873	445	571
	16,330,626	1,761,992	872,111	1,569,326	1,308,528	1,519,365
	2,489	2,303	2,535	1,798	2,941	2,661
宮城	1,854	222	205	223	121	218
	5,026,237	437,889	690,726	856,990	236,122	473,822
	2,711	1,972	3,369	3,843	1,951	2,173
山形	44	12	8	4	8	12
	182,346	48,535	33,113	16,783	33,566	50,349
	4,144	4,045	4,139	4,196	4,196	4,196
茨城	112	20	4	12	4	8
	154,008	27,540	5,508	16,524	5,508	11,016
	1,375	1,377	1,377	1,377	1,377	1,377
千葉	20	10				
	140,400	70,200				
	7,020	7,020				
東京	1,830	237	198	156	197	199
	2,844,648	362,256	234,964	174,349	214,378	247,049
	1,554	1,529	1,187	1,118	1,088	1,241
新潟	551	50	62	71	84	72
	1,290,600	108,648	113,400	108,648	143,208	102,168
	2,342	2,173	1,829	1,530	1,705	1,419
石川	743	67	104	51	54	48
	1,438,904	130,377	202,176	99,144	104,976	92,966
	1,937	1,946	1,944	1,944	1,944	1,937
福井	127	12	7	19	5	13
	301,536	29,160	12,960	43,416	16,200	25,920
	2,374	2,430	1,851	2,285	3,240	1,994
静岡	1,446	113	433	79	93	93
	4,662,414	487,296	446,256	348,732	365,742	295,650
	3,224	4,312	1,031	4,414	3,933	3,179

上段：数量=kg
 单位 中断：金額=円
 下段：単価=円

9月	10月	11月	12月	1月	2月	3月
79 182,392 2,309	74 151,416 2,046	106 232,266 2,191	83 120,921 1,457	38 85,018 2,237	45 81,735 1,816	68 234,522 3,449
	1 0 0					
43 87,090 2,025	60 119,230 1,987	63 131,930 2,094	113 234,573 2,076	30 59,615 1,987	31 59,615 1,923	44 92,791 2,109
			36 57,672 1,602			
58 173,880 2,998	56 167,616 2,993	135 375,840 2,784	480 756,131 1,575	72 156,956 2,180	59 172,764 2,928	68 196,992 2,897
					34 46,656 1,372	
21 36,180 1,723	5 0 0	5 7,452 1,490	10 22,032 2,203			1 2,376 2,376
58 99,900 1,722	38 68,040 1,791	34 68,040 2,001	35 59,940 1,713	66 106,920 1,620	56 127,818 2,282	72 116,640 1,620
195 440,161 2,257	174 388,292 2,232	147 329,421 2,241	160 362,111 2,263	131 308,295 2,353	146 336,446 2,304	193 453,707 2,351
835 2,546,815 3,050	1,113 3,224,098 2,897	1,605 4,267,099 2,659	1,374 3,897,107 2,836	997 2,304,422 2,311	875 2,046,637 2,339	1,195 3,241,018 2,712
	14 32,508 2,322	14 31,882 2,277	6 11,664 1,944	8 20,412 2,552	6 11,664 1,944	21 52,488 2,499
4 20,412 5,103	15 67,197 4,480	121 232,653 1,923	24 104,327 4,347	13 46,785 3,599	18 56,440 3,136	14 55,145 3,939
325 1,229,224 3,782	441 1,083,261 2,456	705 1,647,410 2,337	626 1,723,063 2,752	598 1,287,522 2,153	462 944,697 2,045	406 1,384,127 3,409
97 223,645 2,306	130 370,169 2,847	200 703,220 3,516	159 459,688 2,891	57 77,723 1,364	88 158,681 1,803	134 337,562 2,519
12 16,632 1,386	8 11,016 1,377	8 11,016 1,377	16 22,032 1,377		12 16,524 1,377	8 10,692 1,337
	10 70,200 7,020					
49 90,248 1,842	85 160,130 1,884	189 410,647 2,173	198 470,056 2,374	110 157,787 1,434	75 112,297 1,497	137 210,487 1,536
32 119,448 3,733	20 78,408 3,920	32 119,448 3,733	38 138,888 3,655	20 78,408 3,920	33 92,016 2,788	37 87,912 2,376
80 163,296 2,041	65 120,009 1,846	45 80,827 1,796	57 105,365 1,849	57 103,680 1,819	54 114,048 2,112	61 122,040 2,001
14 34,776 2,484	17 47,952 2,821	16 30,240 1,890	5 17,496 3,499	5 17,496 3,499	7 12,960 1,851	7 12,960 1,851
50 210,114 4,202	129 608,364 4,716	146 635,040 4,350	109 434,484 3,986	54 222,426 4,119	75 335,502 4,473	72 272,808 3,789

(3)塩干・加工品

品目別・出荷地	計	4月	5月	6月	7月	8月
干珍味	287	49	44	38	38	44
愛知	974,117	130,680	161,568	156,816	83,592	131,933
	3,394	2,667	3,672	4,127	2,200	2,998
滋賀	18					
	28,005					
	1,556					
大阪	604	2	24	96		240
	1,300,666	17,626	51,840	207,360		518,400
	2,153	8,813	2,160	2,160		2,160
兵庫	102	6	1	4	12	12
	1,142,791	83,808	24,624	65,232	62,748	139,536
	11,204	13,968	24,624	16,308	5,229	11,628
島根	660	67	22	53	53	45
	1,663,740	200,556	64,152	110,808	135,432	97,200
	2,521	2,993	2,916	2,091	2,555	2,160
岡山	3		2			
	5,400		5,400			
	1,800		2,700			
広島	259	12	31	20	4	40
	422,119	16,416	47,574	36,569	5,681	54,011
	1,630	1,368	1,535	1,828	1,420	1,350
香川	8	8				
	11,232	11,232				
	1,404	1,404				
熊本	100			20	20	
	66,960			13,392	13,392	
	670			670	670	
たこ類	7,846	231	225	180	325	364
合計	14,486,438	305,964	295,596	226,174	430,299	584,012
平均単価	1,846	1,325	1,314	1,257	1,324	1,604
福島	3,655	201	195	174	309	282
	5,940,893	257,364	246,996	215,806	396,198	450,464
	1,625	1,280	1,267	1,240	1,282	1,597
青森	1,769					
	3,118,230					
	1,763					
宮城	1,285				4	2
	2,677,887				13,365	840
	2,084				3,341	420
茨城	48					
	127,354					
	2,653					
東京	300	30	30	6	12	
	1,288,116	48,600	48,600	10,368	20,736	
	4,294	1,620	1,620	1,728	1,728	
愛知	2					
	8,942					
	4,471					
兵庫	787					80
	1,325,016					132,708
	1,684					1,659
塩から	77,475	7,208	6,347	6,148	6,303	7,088
合計	89,914,077	8,252,161	7,040,057	6,871,259	7,323,495	8,390,168
平均単価	1,161	1,145	1,109	1,118	1,162	1,184
福島	168	16	16	16	24	
	75,946	6,912	6,912	15,984	10,368	
	452	432	432	999	432	
北海道	4,646	399	338	310	350	322
	6,654,180	552,405	434,434	424,653	515,718	466,664
	1,432	1,384	1,285	1,370	1,473	1,449
青森	8,886	1,226	1,071	1,040	997	1,209
	12,091,771	1,564,425	1,422,619	1,334,944	1,274,052	1,496,728
	1,361	1,276	1,328	1,284	1,278	1,238
岩手	322	18	2	30	24	52
	2,281,392	146,880	14,688	220,320	164,160	369,792
	7,085	8,160	7,344	7,344	6,840	7,111

上段：数量=kg
 单位 中断：金額=円
 下段：単価=円

9月	10月	11月	12月	1月	2月	3月
18	34	7	12	3		
56,376	142,128	33,696	61,776	15,552		
3,132	4,180	4,814	5,148	5,184		
						18
						28,005
						1,556
			2			240
			12,960			492,480
			6,480			2,052
8	5	6	6	34	4	4
118,584	84,240	108,864	108,864	196,603	63,504	86,184
14,823	16,848	18,144	18,144	5,782	15,876	21,546
59	116	66	82	38	31	28
147,096	313,632	168,480	195,372	80,028	87,480	63,504
2,493	2,704	2,553	2,383	2,106	2,822	2,268
1						
0						
0						
66	24	30	14		10	8
103,572	34,884	40,284	17,680		40,824	24,624
1,569	1,454	1,343	1,263		4,082	3,078
20		20	20			
13,392		13,392	13,392			
670		670	670			
278	376	339	4,580	296	195	457
408,636	510,068	527,939	8,931,033	471,569	284,344	1,510,804
1,470	1,357	1,557	1,950	1,593	1,458	3,306
192	175	188	1,509	148	120	162
244,836	217,447	248,832	3,120,142	189,216	151,632	201,960
1,275	1,243	1,324	2,068	1,278	1,264	1,247
	37		1,682	50		
	0		3,025,080	93,150		
	0		1,799	1,863		
3	4	8	1,258	3		3
25,650	25,650	41,035	2,520,047	25,650		25,650
8,550	6,413	5,129	2,003	8,550		8,550
			48			
			127,354			
			2,653			
						222
						1,159,812
						5,224
		2				
		8,942				
		4,471				
83	160	141	83	95	75	70
138,150	266,971	229,130	138,410	163,553	132,712	123,382
1,664	1,669	1,625	1,668	1,722	1,769	1,763
5,977	6,906	6,351	7,501	5,443	5,910	6,293
6,994,166	7,871,609	7,230,601	9,656,420	5,751,841	7,201,259	7,331,041
1,170	1,140	1,138	1,287	1,057	1,218	1,165
	40	24	32			
	11,578	10,368	13,824			
	289	432	432			
329	618	378	522	404	195	481
470,577	891,289	510,424	843,098	521,420	363,622	659,876
1,430	1,442	1,350	1,615	1,291	1,865	1,372
936	547	416	666	175	274	329
1,236,015	789,787	633,374	1,054,229	354,185	410,724	520,689
1,321	1,444	1,523	1,583	2,024	1,499	1,583
56	8	20	96	8		8
393,984	46,656	136,944	670,464	58,752		58,752
7,035	5,832	6,847	6,984	7,344		7,344

(3)塩干・加工品

品目別・出荷地	計	4月	5月	6月	7月	8月
塩から	51,244	4,295	4,056	3,660	3,572	4,306
宮城	53,147,077	4,386,498	4,090,093	3,602,638	3,798,439	4,600,210
	1,037	1,021	1,008	984	1,063	1,068
茨城	56	48	8			
	85,968	73,872	12,096			
	1,535	1,539	1,512			
埼玉	10					
	2,592					
	259					
東京	5,094	476	425	410	679	440
	5,869,727	513,199	448,007	459,592	727,286	481,484
	1,152	1,078	1,054	1,121	1,071	1,094
神奈川	2,379	320	166	185	213	276
	4,303,636	514,553	301,162	328,717	389,464	470,131
	1,809	1,608	1,814	1,777	1,828	1,703
新潟	483	68	22	45	22	44
	512,886	91,659	22,464	52,272	22,464	44,928
	1,062	1,348	1,021	1,162	1,021	1,021
静岡	3,271	327	233	255	313	320
	3,695,455	367,543	264,772	296,717	353,806	362,231
	1,130	1,124	1,136	1,164	1,130	1,132
愛知	56				56	
	15,120				15,120	
	270				270	
滋賀	462			177	38	99
	238,518			89,802	18,403	52,380
	516			507	484	529
兵庫	205	15	10	20	15	20
	482,116	34,215	22,810	45,620	34,215	45,620
	2,352	2,281	2,281	2,281	2,281	2,281
広島	4					
	12,960					
	3,240					
山口	84					
	341,756					
	4,069					
長崎	105					
	102,977					
	981					
昆布・わかめ	103,538	11,992	7,800	7,360	8,467	7,189
合計	99,350,969	9,085,702	7,059,661	6,776,458	7,798,873	7,302,319
平均単価	960	758	905	921	921	1,016
福島	20,771	1,697	1,512	1,562	2,086	1,801
	26,581,131	1,888,785	1,648,226	1,733,130	2,268,329	2,118,538
	1,280	1,113	1,090	1,110	1,087	1,176
北海道	2,180	154	142	82	192	92
	5,720,472	388,412	373,475	205,913	508,788	231,196
	2,624	2,522	2,630	2,511	2,650	2,513
青森	515	41	32	30	41	54
	1,062,300	85,146	66,808	58,211	92,404	108,388
	2,063	2,077	2,088	1,940	2,254	2,007
宮城	49,346	4,461	3,851	3,784	4,195	3,658
	35,629,851	3,795,623	2,900,509	2,895,769	3,045,117	3,258,133
	722	851	753	765	726	891
栃木	19	1	2			2
	61,560	2,592	5,616			5,616
	3,240	2,592	2,808			2,808
群馬	23,123	5,001	1,424	1,381	1,384	1,142
	12,639,818	1,572,226	674,006	777,925	820,779	687,087
	547	314	473	563	593	602
埼玉	363	55	54	26	54	22
	546,243	71,150	71,928	46,266	86,119	44,691
	1,505	1,294	1,332	1,779	1,595	2,031
千葉	11					
	12,258					
	1,114					

上段：数量=kg
 单位 中断：金額=円
 下段：単価=円

9月	10月	11月	12月	1月	2月	3月
3,726	4,679	4,467	5,122	4,184	4,832	4,345
3,615,808	4,868,041	4,729,024	5,492,296	3,998,887	5,537,014	4,428,129
970	1,040	1,059	1,072	956	1,146	1,019
						10
						2,592
						259
403	430	463	378	237	206	547
526,837	467,374	514,754	496,638	217,961	254,609	761,986
1,307	1,087	1,112	1,314	920	1,236	1,393
193	195	172	209	139	136	175
359,987	351,797	298,319	382,631	273,457	288,784	344,634
1,865	1,804	1,734	1,831	1,967	2,123	1,969
44	22	44	68	38	44	22
44,928	22,464	44,928	80,352	19,035	44,928	22,464
1,021	1,021	1,021	1,182	501	1,021	1,021
270	284	254	286	207	196	326
300,410	318,037	287,385	321,341	237,296	221,744	364,173
1,113	1,120	1,131	1,124	1,146	1,131	1,117
	5	103		40		
	1,620	40,889		35,424		
	324	397		886		
20	15	10	40	5	15	20
45,620	36,288	24,192	96,768	12,096	36,288	48,384
2,281	2,419	2,419	2,419	2,419	2,419	2,419
			4			
			12,960			
			3,240			
			36	6	12	30
			155,520	23,328	43,546	119,362
			4,320	3,888	3,629	3,979
	63		42			
	66,678		36,299			
	1,058		864			
7,244	9,223	8,777	12,625	6,172	7,533	9,156
6,746,709	8,184,167	8,815,068	16,219,235	6,001,011	7,082,527	8,279,239
931	887	1,004	1,285	972	940	904
1,519	1,726	1,979	1,852	1,485	1,626	1,926
2,101,189	2,374,156	2,557,133	2,571,445	2,307,551	2,384,682	2,627,967
1,383	1,376	1,292	1,388	1,554	1,467	1,364
109	168	312	629	78	91	131
306,234	364,652	778,044	1,783,674	242,028	228,636	309,420
2,809	2,171	2,494	2,836	3,103	2,512	2,362
42	41	37	47	53	50	47
87,749	85,406	75,729	90,687	109,673	103,323	98,776
2,089	2,083	2,047	1,930	2,069	2,066	2,102
3,697	5,383	4,379	5,761	2,427	3,473	4,277
2,449,251	2,827,922	3,032,089	4,405,444	1,486,151	2,278,221	3,255,622
662	525	692	765	612	656	761
	6		4			4
	16,632		15,552			15,552
	2,772		3,888			3,888
1,414	1,345	1,517	2,723	1,694	1,786	2,312
733,483	1,116,082	1,040,969	2,434,647	970,329	932,831	879,454
519	830	686	894	573	522	380
16	29	10	18	33	31	15
33,048	42,769	19,828	24,883	54,627	25,273	25,661
2,066	1,475	1,983	1,382	1,655	815	1,711
				2		9
				1,350		10,908
				675		1,212

(3)塩干・加工品

品目別・出荷地	計	4月	5月	6月	7月	8月
昆布・わかめ	2,858	148	144	117	115	104
東京	8,517,934	396,902	367,418	318,148	336,249	281,427
	2,980	2,682	2,552	2,719	2,924	2,706
新潟	51	6	6		3	
	302,940	35,640	35,640		17,820	
	5,940	5,940	5,940		5,940	
富山	72				3	
	354,294				14,904	
	4,921				4,968	
石川	105	11	8	10	9	8
	259,578	27,972	18,738	24,921	22,464	18,738
	2,472	2,543	2,342	2,492	2,496	2,342
福井	25		5	5		
	97,200		19,440	19,440		
	3,888		3,888	3,888		
静岡	568	43	49	48	53	53
	1,004,400	58,752	89,424	68,688	98,928	100,008
	1,768	1,366	1,825	1,431	1,867	1,887
愛知	1,236	97	312	103	160	101
	626,498	46,192	114,664	63,072	57,132	52,326
	507	476	368	612	357	518
三重	185	31	11	30	8	14
	876,150	117,180	75,924	102,735	47,736	53,703
	4,736	3,780	6,902	3,425	5,967	3,836
兵庫	1,943	217	236	168	152	132
	4,761,774	549,882	565,488	438,480	362,664	332,748
	2,451	2,534	2,396	2,610	2,386	2,521
広島	108	24	6	6	12	6
	179,496	38,880	9,720	9,720	19,440	9,720
	1,662	1,620	1,620	1,620	1,620	1,620
香川	11	5	6			
	33,005	10,368	22,637			
	3,000	2,074	3,773			
愛媛	48			8		
	84,067			14,040		
	1,751			1,755		
ハム・ソーセージ	142	38	6	25	37	5
合計	200,918	67,823	8,164	26,221	38,555	7,236
平均単価	1,415	1,785	1,361	1,049	1,042	1,447
宮城	4					
	6,415					
	1,604					
東京	138	38	6	25	37	5
	194,503	67,823	8,164	26,221	38,555	7,236
	1,409	1,785	1,361	1,049	1,042	1,447
その他	99,662	9,074	8,120	7,120	10,068	9,285
合計	128,334,384	11,586,691	9,704,566	9,503,014	11,528,455	11,831,642
平均単価	1,288	1,277	1,195	1,335	1,145	1,274
福島	1,295	181	145	204	175	77
	1,177,835	168,997	130,063	175,406	160,482	68,714
	910	934	897	860	917	892
北海道	10,777	853	588	211	1,954	1,483
	8,107,954	670,503	458,168	249,199	1,188,848	870,882
	752	786	779	1,181	608	587
青森	4,368	403	586	388	357	528
	6,342,367	584,494	680,378	550,274	540,711	737,724
	1,452	1,450	1,161	1,418	1,515	1,397
岩手	1,171	49	88	70	79	56
	7,159,105	406,513	332,748	146,286	829,602	908,496
	6,114	8,296	3,781	2,090	10,501	16,223
宮城	27,530	2,684	2,192	2,283	2,118	2,006
	53,368,325	4,892,620	4,174,444	4,639,158	4,624,592	4,897,871
	1,939	1,823	1,904	2,032	2,183	2,442
秋田	53			3	12	
	33,267			2,138	4,276	
	628			713	356	

上段：数量=kg
 单位 中断：金額=円
 下段：単価=円

9月	10月	11月	12月	1月	2月	3月
139 388,738 2,797	276 857,210 3,106	236 692,587 2,935	1,185 3,903,299 3,294	150 282,660 1,884	119 300,348 2,524	125 392,948 3,144
12 71,280 5,940			12 71,280 5,940		12 71,280 5,940	
		15 74,520 4,968	45 223,560 4,968		9 41,310 4,590	
15 37,260 2,484	3 7,290 2,430	7 17,820 2,546	13 32,130 2,472	5 12,420 2,484	3 7,290 2,430	13 32,535 2,503
5 19,440 3,888					5 19,440 3,888	5 19,440 3,888
41 58,320 1,422	53 92,448 1,744	37 61,128 1,652	84 184,248 2,193	37 78,408 2,119	37 60,048 1,623	33 54,000 1,636
83 54,594 658	54 30,132 558	110 74,736 679	76 53,082 698	48 30,078 627	48 27,702 577	44 22,788 518
18 90,936 5,052	13 56,484 4,345	12 82,728 6,894	12 75,384 6,282	10 35,856 3,586	9 61,776 6,864	17 75,708 4,453
128 305,467 2,386	116 289,224 2,493	120 298,037 2,484	140 311,040 2,222	150 389,880 2,599	192 469,800 2,447	192 449,064 2,339
6 9,720 1,620	6 9,720 1,620	6 9,720 1,620	24 38,880 1,620		6 14,580 2,430	6 9,396 1,566
	4 14,040 3,510				36 55,987 1,555	
10 23,242 2,324	1 1,426 1,426	9 12,246 1,361	1 1,426 1,426	3 4,277 1,426	4 6,220 1,555	3 4,082 1,361
				3 4,277 1,426	1 2,138 2,138	
10 23,242 2,324	1 1,426 1,426	9 12,246 1,361	1 1,426 1,426		3 4,082 1,361	3 4,082 1,361
8,807 11,409,077 1,295	9,019 10,510,311 1,165	8,034 9,817,337 1,222	8,978 13,735,291 1,530	7,091 9,171,297 1,293	6,554 9,370,618 1,430	7,512 10,166,085 1,353
95 82,858 872	41 33,658 821	87 75,379 866	127 90,520 713	69 65,727 953	29 30,571 1,054	65 95,460 1,469
1,723 1,022,105 593	1,484 1,163,069 784	546 488,398 895	380 498,625 1,312	324 227,059 701	455 643,713 1,415	776 627,385 808
246 379,196 1,541	284 412,960 1,454	340 489,812 1,441	370 537,322 1,452	323 668,573 2,070	245 344,476 1,406	298 416,447 1,397
100 1,686,096 16,861	42 310,689 7,397	106 264,595 2,496	157 815,032 5,191	187 507,168 2,712	97 527,926 5,443	140 423,954 3,028
2,311 4,746,158 2,054	2,685 4,930,934 1,836	2,594 4,919,319 1,896	2,687 6,504,455 2,421	1,843 3,244,990 1,761	1,767 2,452,458 1,388	2,360 3,341,326 1,416
4 5,262 1,316	15 4,276 285		19 17,315 911			

(3)塩干・加工品

品目別・出荷地	計	4月	5月	6月	7月	8月
その他	3,824	621	700	452	334	337
山形	3,571,725	501,959	429,128	378,133	253,324	236,541
	934	808	613	837	758	702
茨城	1,697	117	100	144	39	151
	3,627,155	277,390	253,418	364,918	196,465	290,536
	2,137	2,371	2,534	2,534	5,038	1,924
栃木	16	5				
	26,082	7,290				
	1,630	1,458				
埼玉	15			1		
	11,405			0		
	760			0		
千葉	14,989	1,323	1,268	1,289	1,323	1,429
	8,978,393	993,501	745,840	749,263	803,306	1,120,838
	599	751	588	581	607	784
東京	3,773	232	194	174	279	358
	5,046,009	358,480	265,934	330,513	395,306	443,723
	1,337	1,545	1,371	1,900	1,417	1,239
神奈川	7,921	187	72	84	1,606	1,146
	3,299,897	164,851	23,328	27,216	683,316	414,072
	417	882	324	324	425	361
新潟	13,287	1,491	1,326	1,046	1,028	1,128
	14,395,632	1,493,069	1,406,984	1,041,657	1,146,755	1,242,974
	1,083	1,001	1,061	996	1,116	1,102
山梨	36	13				
	73,440	14,634				
	2,040	1,126				
静岡	1,507	164	109	109	318	132
	901,508	87,480	62,748	80,924	218,484	69,984
	598	533	576	742	687	530
愛知	695	128	56	86	55	31
	963,186	121,303	70,155	83,980	54,431	51,322
	1,386	948	1,253	977	990	1,656
三重	260					35
	82,356					16,308
	317					466
滋賀	520		274	112	72	62
	177,100		86,444	48,838	22,162	19,656
	341		315	436	308	317
兵庫	374	53	14	39	18	4
	622,673	113,183	23,814	62,370	32,886	9,072
	1,665	2,136	1,701	1,599	1,827	2,268
和歌山	151	10	15	16	10	20
	276,696	19,440	27,216	28,512	18,144	36,288
	1,832	1,944	1,814	1,782	1,814	1,814
鳥取	4,005	547	381	336	224	279
	5,215,858	680,528	514,532	451,589	279,462	353,138
	1,302	1,244	1,350	1,344	1,248	1,266
広島	54	1		5	5	9
	213,322	17,496		10,368	6,610	28,080
	3,950	17,496		2,074	1,322	3,120
山口	173			56	40	12
	187,726			63,048	43,071	12,831
	1,085			1,126	1,077	1,069
愛媛	68		8	8	8	
	130,248		14,040	14,040	14,040	
	1,915		1,755	1,755	1,755	
福岡	1,088	12	4	4	14	2
	4,335,400	12,960	5,184	5,184	12,182	2,592
	3,985	1,080	1,296	1,296	870	1,296
長崎	9					
	0					
	0					
宮崎	6					
	9,720					
	1,620					

上段：数量=kg
 单位 中断：金額=円
 下段：単価=円

9月	10月	11月	12月	1月	2月	3月
225 161,429 717	166 206,439 1,244	287 210,770 734	184 261,035 1,419	198 303,284 1,532	204 317,261 1,555	116 312,422 2,693
61 194,625 3,191	57 218,530 3,834	85 271,745 3,197	198 492,824 2,489	62 162,764 2,625	407 500,447 1,230	276 403,493 1,462
6 11,016 1,836			5 7,776 1,555			
						14 11,405 815
1,194 687,865 576	1,377 731,430 531	1,197 582,833 487	1,524 610,154 400	1,206 734,831 609	926 650,571 703	933 567,961 609
299 375,563 1,256	366 515,515 1,409	467 517,902 1,109	574 876,976 1,528	252 333,475 1,323	358 363,072 1,014	220 269,550 1,225
906 331,452 366	1,116 386,856 347	900 303,264 337	648 355,752 549	901 296,698 329	271 280,044 1,033	84 33,048 393
992 1,036,823 1,045	903 1,035,306 1,147	936 1,025,787 1,096	1,389 1,623,575 1,169	974 1,078,377 1,107	875 1,046,264 1,196	1,199 1,218,061 1,016
	2 4,925 2,463	7 11,329 1,618	4 32,400 8,100	4 4,061 1,015		6 6,091 1,015
41 25,920 632	120 68,580 572	77 40,824 530	152 90,504 595	55 29,160 530	120 68,580 572	110 58,320 530
32 62,208 1,944	52 83,549 1,607	66 104,113 1,577	73 151,633 2,077	56 54,432 972	20 40,436 2,022	40 85,624 2,141
175 58,428 334				50 7,620 152		
38 62,586 1,647	4 9,072 2,268	28 47,628 1,701	58 93,906 1,619	30 59,292 1,976	30 44,226 1,474	58 64,638 1,114
10 18,144 1,814	10 18,144 1,814	10 18,144 1,814	20 38,232 1,912	5 9,072 1,814	10 18,144 1,814	15 27,216 1,814
293 380,213 1,298	285 364,326 1,278	259 345,055 1,332	368 497,625 1,352	300 387,807 1,293	340 460,339 1,354	393 501,244 1,275
4 29,376 7,344		15 60,696 4,046	1 17,496 17,496		14 43,200 3,086	
28 29,938 1,069	4 4,277 1,069	4 4,104 1,026			23 23,458 1,020	6 6,999 1,167
8 14,040 1,755		6 12,960 2,160	6 12,960 2,160		10 21,168 2,117	14 27,000 1,929
7 7,776 1,111	6 7,776 1,296	11 12,960 1,178	34 109,174 3,211	252 996,907 3,956	353 1,494,264 4,233	389 1,668,441 4,289
9 0 0						
		6 9,720 1,620				

市の花 つつじ
(昭和 48 年 3 月 20 日制定)



市庁舎の落成を記念して制定されました。
市内には、つつじで有名な公園や野生の群落があり、造園・盆栽などひろく一般に栽培され、開花時には美しい花が人々を楽しませています。