

# 第3 水産物部



# 1 平成25年度概況

## (1) 総取扱高

本年度の開市日数は270日、総取扱数量は14,821,463kgで前年度対比は97.2%、総取扱金額は13,502,147,561円で前年度対比は104.2%であった。

一ヶ月平均取扱数量は1,235,122kgで、最高は12月の1,525,146kg、最低は1月の967,669kgであった。

一日平均取扱数量は54,894kgで、最高は10月31日の151,990kg、最低は5月15日の27,746kgであり、また、一日平均取扱金額は50,007,954円で、最高は8月12日の116,712,239円、最低は、5月15日の22,169,626円であった。

種別取扱数量では、鮮魚は6,920,449kgで前年度対比99.1%、冷凍は3,862,001kgで前年度対比94.0%、塩干・加工品は4,039,013kgで前年度対比97.3%となっている。

また、種別取扱金額では、鮮魚は5,569,143,359円で前年度対比102.8%、冷凍は3,802,048,682円で前年度対比107.9%、塩干・加工品は4,130,955,520円で前年度対比102.8%となっている。

## (2) 出荷地別取扱状況

順位	取扱数量		取扱金額	
	出荷地	割合	出荷地	割合
1	宮城	23.8	宮城	21.9
2	福島	13.4	東京	16.9
3	東京	12.2	福島	13.3
4	千葉	11.8	千葉	9.1
5	青森	6.0	北海道	7.5
6	北海道	5.6	茨城	5.1
7	茨城	5.5	青森	4.7
8	岩手	3.2	静岡	3.5
9	静岡	2.7	岩手	2.0
10	新潟	2.2	新潟	1.9
11	神奈川県	1.2	沖縄	1.5
12	愛媛	1.2	愛媛	1.3
13	愛知	1.1	福岡	1.1
14	沖縄	1.1	神奈川県	1.0
15	鹿児島	1.0	兵庫	1.0
	計	92.0	計	91.8

## (3) kgあたりの平均単価

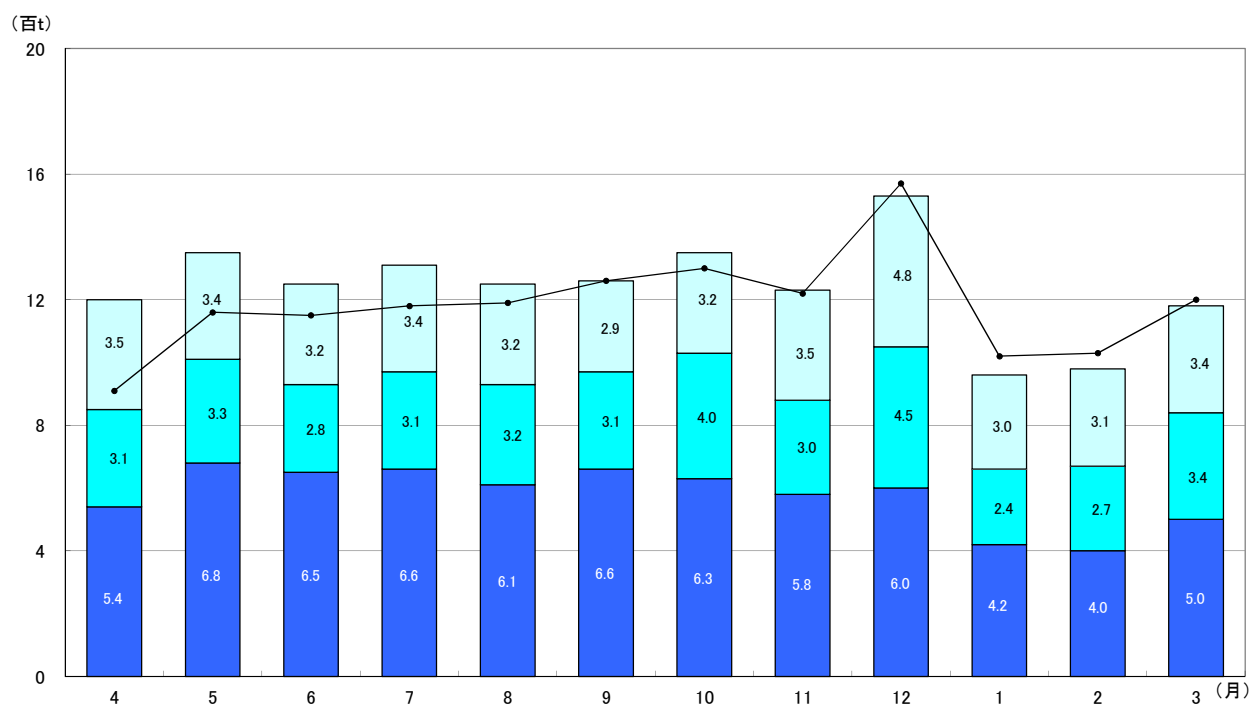
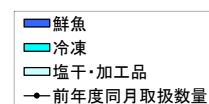
本年度の総平均価格は911円で前年度対比107.2%、種別にみると鮮魚は805円で前年度対比103.7%、冷凍は984円で前年度対比114.7%、塩干・加工品は1,023円で前年度対比105.7%となっている。

# 2 取扱

## (1) 総括表

区分		合計	4月	5月	6月	7月	8月
開市日数		270日	23日	24日	21日	24日	23日
合計	年間取扱高	数量 14,821,463 金額 13,502,147,561 単価 911	数量 1,194,028 金額 1,078,107,822 単価 903	数量 1,343,807 金額 1,076,359,712 単価 801	数量 1,242,623 金額 992,039,448 単価 798	数量 1,313,751 金額 1,178,645,249 単価 897	数量 1,254,516 金額 1,207,022,147 単価 962
	一日平均取扱高	数量 54,894 金額 50,007,954	数量 51,914 金額 46,874,253	数量 55,992 金額 44,848,321	数量 59,173 金額 47,239,974	数量 54,740 金額 49,110,219	数量 54,544 金額 52,479,224
鮮魚	数量	6,920,449	539,038	675,817	650,492	662,626	605,661
	金額	5,569,143,359	457,788,163	472,720,849	437,043,461	469,834,581	531,146,957
	単価	805	849	699	672	709	877
冷凍	数量	3,862,001	309,803	332,406	277,072	308,044	324,589
	金額	3,802,048,682	293,730,099	290,544,396	260,036,584	365,670,411	336,276,830
	単価	984	948	874	939	1,187	1,036
塩干・加工品	数量	4,039,013	345,187	335,584	315,059	343,081	324,266
	金額	4,130,955,520	326,589,560	313,094,467	294,959,403	343,140,257	339,598,360
	単価	1,023	946	933	936	1,000	1,047

## ア 月別取扱数量推移図

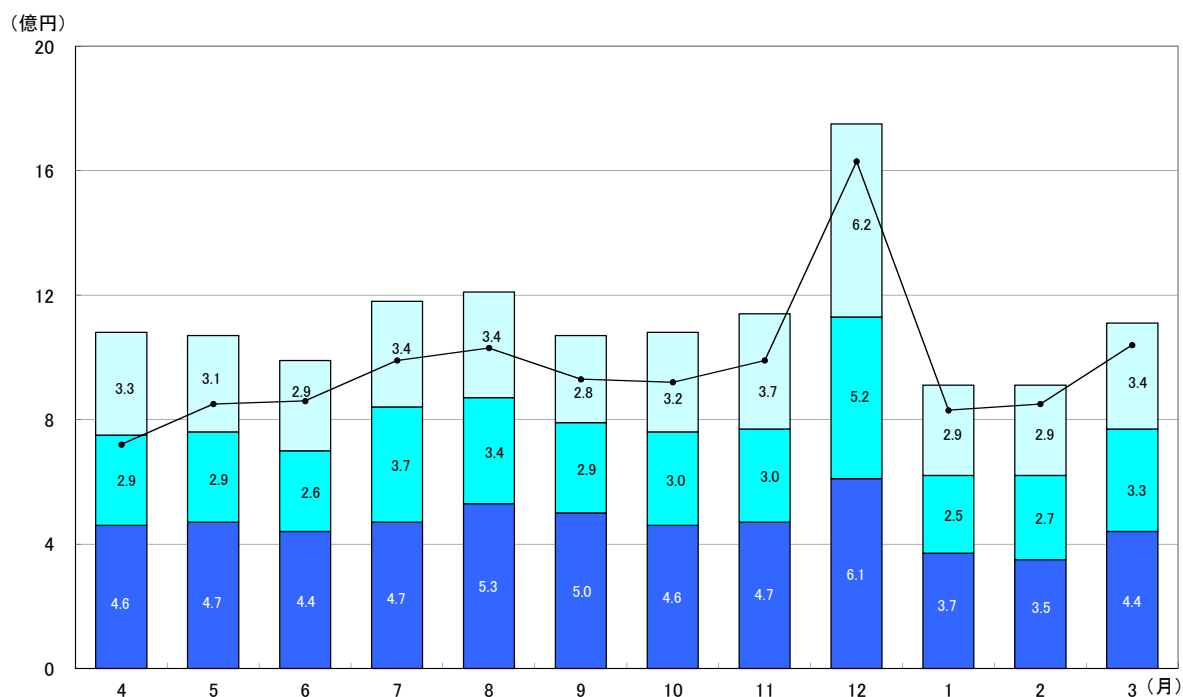
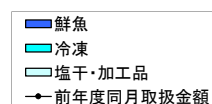


# 概況

単位：数量…kg／金額・単価…円

9 月	10 月	11 月	12 月	1 月	2 月	3 月
22 日	24 日	22 日	25 日	20 日	20 日	22 日
1,252,695	1,341,891	1,229,063	1,525,146	967,669	981,667	1,174,607
1,074,983,190	1,080,531,038	1,134,727,441	1,746,000,968	910,490,986	909,377,016	1,113,862,544
858	805	923	1,145	941	926	948
56,941	55,912	55,867	61,006	48,383	49,083	53,391
48,862,872	45,022,127	51,578,520	69,840,039	45,524,549	45,468,851	50,630,116
659,652	626,188	582,014	596,768	422,502	402,924	496,767
501,874,684	461,768,150	467,081,334	609,167,985	372,296,983	349,811,794	438,608,418
761	737	803	1,021	881	868	883
307,191	399,492	299,703	449,007	240,367	271,808	342,519
288,889,268	295,319,441	302,332,090	520,955,891	249,548,945	266,511,512	332,233,215
940	739	1,009	1,160	1,038	981	970
285,852	316,211	347,346	479,371	304,800	306,935	335,321
284,219,238	323,443,447	365,314,017	615,877,092	288,645,058	293,053,710	343,020,911
994	1,023	1,052	1,285	947	955	1,023

## イ 月別取扱金額推移図



## (2) 県内・県外別取扱高表

区 分		合 計	4 月	5 月	6 月	7 月	8 月	
合 計	数量	14,821,463	1,194,028	1,343,807	1,242,623	1,313,751	1,254,516	
	金額	13,502,147,561	1,078,107,822	1,076,359,712	992,039,448	1,178,645,249	1,207,022,147	
小 計	県 内	数量	1,988,566	148,606	164,876	194,717	192,432	154,544
		金額	1,790,277,681	133,524,266	137,474,411	147,092,319	160,141,193	156,161,246
	県 外	数量	12,832,897	1,045,422	1,178,931	1,047,906	1,121,319	1,099,972
		金額	11,711,869,880	944,583,556	938,885,301	844,947,129	1,018,504,056	1,050,860,901
鮮 魚	県 内	数量	712,527	39,459	71,758	102,677	82,755	47,537
		金額	552,744,297	37,346,065	48,741,020	60,479,715	54,495,413	47,924,254
	県 外	数量	6,207,922	499,579	604,059	547,815	579,871	558,124
		金額	5,016,399,062	420,442,098	423,979,829	376,563,746	415,339,168	483,222,703
冷 凍	県 内	数量	684,105	57,381	49,251	51,329	67,138	64,163
		金額	633,848,706	49,342,663	45,577,861	45,845,275	60,089,648	66,047,839
	県 外	数量	3,177,896	252,422	283,155	225,743	240,906	260,426
		金額	3,168,199,976	244,387,436	244,966,535	214,191,309	305,580,763	270,228,991
塩 干 ・ 加工品	県 内	数量	591,934	51,766	43,867	40,711	42,539	42,844
		金額	603,684,678	46,835,538	43,155,530	40,767,329	45,556,132	42,189,153
	県 外	数量	3,447,079	293,421	291,717	274,348	300,542	281,422
		金額	3,527,270,842	279,754,022	269,938,937	254,192,074	297,584,125	297,409,207

## (3) 委託・買付別取扱高表

区 分		合 計	4 月	5 月	6 月	7 月	8 月	
合 計	数量	14,821,463	1,194,028	1,343,807	1,242,623	1,313,751	1,254,516	
	金額	13,502,147,561	1,078,107,822	1,076,359,712	992,039,448	1,178,645,249	1,207,022,147	
小 計	委 託	数量	6,625,807	527,566	659,738	625,480	627,975	543,015
		金額	4,819,767,496	398,966,661	414,407,521	382,442,584	404,370,030	428,651,656
	買 付	数量	8,195,656	666,462	684,069	617,143	685,776	711,501
		金額	8,682,380,065	679,141,161	661,952,191	609,596,864	774,275,219	778,370,491
鮮 魚	委 託	数量	5,379,448	412,812	556,617	530,072	529,579	450,332
		金額	3,766,128,903	306,789,812	329,065,570	305,662,197	321,207,813	348,540,322
	買 付	数量	1,541,001	126,225	119,201	120,421	133,047	155,329
		金額	1,803,014,456	150,998,351	143,655,279	131,381,264	148,626,768	182,606,635
冷 凍	委 託	数量	39,196	2,793	3,625	2,135	3,443	4,624
		金額	25,746,008	1,809,877	2,345,481	1,480,578	2,249,458	3,104,593
	買 付	数量	3,822,805	307,010	328,781	274,937	304,601	319,965
		金額	3,776,302,674	291,920,222	288,198,915	258,556,006	363,420,953	333,172,237
塩 干 ・ 加工品	委 託	数量	1,207,163	111,961	99,496	93,273	94,953	88,059
		金額	1,027,892,585	90,366,972	82,996,470	75,299,809	80,912,759	77,006,741
	買 付	数量	2,831,850	233,227	236,087	221,785	248,128	236,207
		金額	3,103,062,935	236,222,588	230,097,997	219,659,594	262,227,498	262,591,619

単位：数量…kg／金額…円

9 月	10 月	11 月	12 月	1 月	2 月	3 月
1,252,695	1,341,891	1,229,063	1,525,146	967,669	981,667	1,174,607
1,074,983,190	1,080,531,038	1,134,727,441	1,746,000,968	910,490,986	909,377,016	1,113,862,544
128,484	156,928	183,258	227,331	138,636	126,268	172,486
121,195,301	133,804,577	144,364,406	250,129,964	131,791,355	124,077,655	150,520,988
1,124,211	1,184,963	1,045,805	1,297,815	829,033	855,399	1,002,121
953,787,889	946,726,461	990,363,035	1,495,871,004	778,699,631	785,299,361	963,341,556
43,379	64,991	74,401	70,463	48,201	30,729	36,177
39,393,491	45,685,422	46,189,412	68,643,271	39,203,573	27,518,202	37,124,459
616,273	561,197	507,613	526,305	374,301	372,195	460,590
462,481,193	416,082,728	420,891,922	540,524,714	333,093,410	322,293,592	401,483,959
46,083	48,541	59,717	70,689	43,375	44,267	82,171
44,488,294	44,440,040	48,821,812	76,083,758	44,999,313	48,234,581	59,877,622
261,108	350,951	239,986	378,318	196,992	227,541	260,348
244,400,974	250,879,401	253,510,278	444,872,133	204,549,632	218,276,931	272,355,593
39,022	43,396	49,140	86,179	47,060	51,272	54,138
37,313,516	43,679,115	49,353,182	105,402,935	47,588,469	48,324,872	53,518,907
246,830	272,815	298,206	393,192	257,740	255,663	281,183
246,905,722	279,764,332	315,960,835	510,474,157	241,056,589	244,728,838	289,502,004

単位：数量…kg／金額…円

9 月	10 月	11 月	12 月	1 月	2 月	3 月
1,252,695	1,341,891	1,229,063	1,525,146	967,669	981,667	1,174,607
1,074,983,190	1,080,531,038	1,134,727,441	1,746,000,968	910,490,986	909,377,016	1,113,862,544
600,018	601,565	542,432	564,764	434,412	418,736	480,106
423,547,587	404,600,456	409,761,352	517,380,800	332,626,629	323,894,661	379,117,559
652,677	740,326	686,631	960,382	533,257	562,931	694,501
651,435,603	675,930,582	724,966,089	1,228,620,168	577,864,357	585,482,355	734,744,985
518,530	504,760	439,292	414,532	329,254	315,090	378,578
354,622,664	324,722,396	323,040,989	366,883,777	250,421,536	242,295,270	292,876,557
141,122	121,430	142,722	182,235	93,248	87,833	118,188
147,252,020	137,045,754	144,040,345	242,284,208	121,875,447	107,516,524	145,731,861
2,218	3,492	3,030	4,783	2,023	3,214	3,816
1,469,413	2,159,100	2,008,094	3,079,810	1,342,420	2,242,083	2,455,101
304,973	395,999	296,673	444,225	238,344	268,594	338,703
287,419,855	293,160,341	300,323,996	517,876,081	248,206,525	264,269,429	329,778,114
79,270	93,313	100,110	145,449	103,135	100,432	97,712
67,455,510	77,718,960	84,712,269	147,417,213	80,862,673	79,357,308	83,785,901
206,582	222,897	247,236	333,922	201,665	206,504	237,610
216,763,728	245,724,487	280,601,748	468,459,879	207,782,385	213,696,402	259,235,010

### 3 種 別 ・ 出 荷

種別 出荷地別	合計		鮮 魚		冷 凍		塩干・加工品	
	数 量	金 額	数 量	金 額	数 量	金 額	数 量	金 額
福島	1,988,566	1,790,277,681	712,526	552,744,297	684,105	633,848,706	591,935	603,684,678
北海道	829,606	1,006,949,303	625,888	688,228,442	61,041	64,841,969	142,677	253,878,892
青森	882,371	636,322,615	618,442	393,994,959	112,234	62,907,735	151,695	179,419,921
岩手	474,806	266,581,453	448,647	227,535,597	5,950	2,232,510	20,209	36,813,346
宮城	3,526,477	2,954,727,336	1,025,397	708,180,807	1,325,700	1,185,007,014	1,175,380	1,061,539,515
秋田	58,671	39,413,348	34,517	20,672,707	15,502	7,866,942	8,652	10,873,699
山形	63,267	36,026,074	27,101	15,077,656			36,166	20,948,418
茨城	808,907	687,373,950	286,406	196,037,481	116,951	147,696,402	405,550	343,640,067
栃木	10,707	8,939,282	1,026	1,308,090	468	3,932,028	9,213	3,699,164
群馬	122,316	93,811,622	226	340,190	20,270	34,418,396	101,820	59,053,036
埼玉	21,828	26,593,196	5,705	2,197,272	5,781	4,568,282	10,342	19,827,642
千葉	1,750,060	1,233,272,994	1,329,185	841,763,068	111,814	86,522,331	309,061	304,987,595
東京	1,802,077	2,286,655,914	491,680	772,224,521	1,035,834	1,064,257,258	274,563	450,174,135
神奈川	174,091	141,037,484	49,150	19,973,409	39,417	43,411,490	85,524	77,652,585
新潟	326,522	257,388,480	49,425	21,528,813	6,578	9,971,794	270,519	225,887,873
富山	34,542	19,915,971	33,077	17,350,905			1,465	2,565,066
石川	16,583	12,967,556	12,551	6,504,677	284	387,660	3,748	6,075,219
福井	38,137	24,268,936	4,159	3,259,191			33,978	21,009,745
山梨	969	1,359,923	14	22,811	20	30,240	935	1,306,872
長野	521	1,247,060			519	1,225,219	2	21,841
岐阜	12,587	26,952,045			12,415	26,607,918	172	344,127
静岡	400,681	472,485,375	95,803	80,277,770	186,970	264,239,945	117,908	127,967,660
愛知	168,526	112,249,117	61,536	45,458,366	3,593	1,044,574	103,397	65,746,177
三重	114,914	108,102,786	51,697	39,873,081	58,334	55,849,026	4,883	12,380,679
滋賀	1,870	1,185,516					1,870	1,185,516
京都	5,571	10,602,082	5,536	10,545,382	25	39,900	10	16,800
大阪	24,625	38,420,348	15,670	17,601,927	8,474	18,355,141	481	2,463,280
兵庫	106,794	135,774,768	52,873	66,361,541	17,649	23,764,368	36,272	45,648,859
奈良								
和歌山	1,298	1,970,937	532	492,936			766	1,478,001
鳥取	20,186	27,068,262	9,003	9,264,040	2,053	6,878,167	9,130	10,926,055
島根	14,164	15,799,280	12,086	11,191,752			2,078	4,607,528
岡山	2,252	2,111,727					2,252	2,111,727
広島	35,384	43,557,894	32,320	36,564,905	450	464,835	2,614	6,528,154
山口	78,357	68,035,054	21,364	29,910,116			56,993	38,124,938
徳島								
香川	8,036	14,450,080			7,083	13,174,786	953	1,275,294
愛媛	172,374	177,815,219	164,760	163,557,798	3,552	6,994,260	4,062	7,263,161



# 地 別 取 扱 高 表

単位：kg・円

種別 出荷地別	合計		鮮 魚		冷 凍		塩干・加工品	
	数 量	金 額	数 量	金 額	数 量	金 額	数 量	金 額
高知	5,000	1,856,842	4,983	1,501,983			17	354,859
福岡	114,238	147,851,623	54,898	33,409,167	3,184	4,238,451	56,156	110,204,005
佐賀	51,661	65,421,273	51,509	65,356,488	152	64,785		
長崎	57,141	50,797,767	51,523	38,176,861	5,122	12,076,533	496	544,373
熊本	70,071	39,700,048	69,461	39,324,463			610	375,585
大分	54,256	36,199,283	49,798	27,778,975	40	103,215	4,418	8,317,093
宮崎	64,493	49,897,757	56,257	38,484,215	8,196	11,381,202	40	32,340
鹿児島	149,327	129,315,403	149,327	129,315,403				
沖縄	156,634	199,396,897	154,394	195,751,297	2,240	3,645,600		
総 計	14,821,463	13,502,147,561	6,920,449	5,569,143,359	3,862,001	3,802,048,682	4,039,013	4,130,955,520
平均単価		911		805		984		1,023

## 4 品目別取扱高順位表

### (1) 鮮魚

数量 順位	品 目	数量(Kg)	比率(%)	金額 順位	金 額	比率(%)	平均単価
1	か つ お	1,287,272	18.6	2	658,762,372	11.8	512
2	め ば ち	630,360	9.1	1	758,128,853	13.6	1,203
3	さ ん ま	561,056	8.1	4	287,913,317	5.2	513
4	い か 類	470,047	6.8	8	233,206,674	4.2	496
5	か れ い 類	400,905	5.8	6	269,420,795	4.8	672
6	は ま ち	378,847	5.5	5	276,603,607	5.0	730
7	た い	232,127	3.4	9	223,377,321	4.0	962
8	ま ぐ ろ	205,971	3.0	3	400,700,905	7.2	1,945
9	あ じ	202,933	2.9	13	118,737,405	2.1	585
10	た こ 類	171,731	2.5	10	199,570,690	3.6	1,162
11	さ ば 類	157,123	2.3	25	48,714,602	0.9	310
12	あ さ り	144,148	2.1	18	87,667,550	1.6	608
13	ほ た て	139,748	2.0	14	111,136,894	2.0	795
14	し じ み	125,763	1.8	20	71,071,977	1.3	565
15	た ら 類	124,491	1.8	23	50,243,712	0.9	404
16	あ ん こ う	121,573	1.8	15	104,679,827	1.9	861
17	い わ し	116,382	1.7	24	48,740,007	0.9	419
18	さ け	109,003	1.6	17	90,087,824	1.6	826
19	か き	106,738	1.5	16	97,258,248	1.7	911
20	わ か め	104,936	1.5	22	55,853,399	1.0	532
21	か に 類	98,261	1.4	12	130,978,622	2.4	1,333
22	き ち じ	81,175	1.2	11	139,513,305	2.5	1,719
23	ほ っ き	80,272	1.2	27	45,637,760	0.8	569
24	ひ ら め	73,599	1.1	19	79,034,020	1.4	1,074
25	は ま ぐ り	44,194	0.6	30	25,088,889	0.5	568
26	ど ん こ	37,705	0.5	32	15,220,171	0.3	404
27	す ず き	30,380	0.4	31	19,454,274	0.3	640
28	き わ だ	28,275	0.4	29	29,180,800	0.5	1,032
29	う に 類	26,685	0.4	7	248,720,124	4.5	9,321

## (1) 鮮魚

数量 順位	品 目	数量(K g)	比率(%)	金額 順位	金 額	比率(%)	平均単価
30	え び 類	18,116	0.3	26	47,462,007	0.9	2,620
31	ほ う ぼ う 類	16,803	0.2	36	6,579,951	0.1	392
32	か じ き 類	15,763	0.2	33	11,042,550	0.2	701
33	あ わ び	12,312	0.2	21	68,812,491	1.2	5,589
34	こ ん ぶ	9,433	0.1	40	4,514,149	0.1	479
35	い し も ち	8,351	0.1	43	2,674,560	0.0	320
36	さ ぎ え	8,308	0.1	34	10,357,259	0.2	1,247
37	貝 焼	7,600	0.1	28	34,295,748	0.6	4,513
38	め ぬ け 類	5,995	0.1	35	9,117,221	0.2	1,521
39	こ の し ろ	4,834	0.1	39	5,223,306	0.1	1,081
40	あ ゆ	4,709	0.1	37	6,370,770	0.1	1,353
41	に し ん	4,150	0.1	45	1,561,833	0.0	376
42	ま す	3,637	0.1	44	2,551,559	0.0	702
43	は た は た	2,751	0.0	46	1,073,557	0.0	390
44	し ら う お	2,043	0.0	41	4,441,043	0.1	2,174
45	な ま こ	1,769	0.0	42	3,114,475	0.1	1,761
46	どじょう(うなぎ)	1,091	0.0	38	6,318,122	0.1	5,791
1	そ の 他 鮮 魚	284,037	4.1	1	232,963,483	4.2	820
2	そ の 他 藻 類	108,307	1.6	3	63,666,190	1.1	588
3	そ の 他 貝 類	94,203	1.4	2	93,616,532	1.7	994
4	そ の 他	14,538	0.2	4	28,682,609	0.5	1,973
	鮮 魚 計	6,920,449	100.0		5,569,143,359	100.0	805

## (2) 冷凍

数量 順位	品 目	数量(K g)	比率(%)	金額 順位	金 額	比率(%)	平均単価
1	冷 赤 魚	586,064	15.2	3	272,973,967	7.2	466
2	冷 ほ っ け	378,580	9.8	6	185,628,352	4.9	490
3	冷 さ ば	243,533	6.3	9	112,282,986	3.0	461
4	冷 か れ い	241,676	6.3	8	143,303,322	3.8	593
5	冷 凍 め ば ち	236,746	6.1	2	385,353,651	10.1	1,628

## (2) 冷凍

数量 順位	品 目	数量(Kg)	比率(%)	金額 順位	金 額	比率(%)	平均単価
6	冷 え び	211,157	5.5	1	419,589,708	11.0	1,987
7	冷 さ ん ま	208,933	5.4	17	42,321,376	1.1	203
8	冷 か つ お	191,240	5.0	5	193,234,720	5.1	1,010
9	冷 い か	140,838	3.6	11	105,061,498	2.8	746
10	冷 た い	127,797	3.3	13	96,971,169	2.6	759
11	冷 さ け	124,877	3.2	10	108,070,210	2.8	865
12	冷 か に	115,517	3.0	4	256,752,224	6.8	2,223
13	冷 凍 ま ぐ ろ 類	90,640	2.3	7	175,571,378	4.6	1,937
14	冷 ほ た て	71,587	1.9	12	101,608,688	2.7	1,419
15	冷 き ん き	71,394	1.8	15	59,318,426	1.6	831
16	冷 た ら	61,338	1.6	14	77,676,144	2.0	1,266
17	冷 あ じ	57,100	1.5	19	22,171,902	0.6	388
18	冷 凍 か じ き 類	43,243	1.1	18	35,716,184	0.9	826
19	冷 ま す	33,594	0.9	16	47,462,383	1.2	1,413
20	冷 さ わ ら	14,371	0.4	21	10,979,511	0.3	764
21	冷 に し ん	10,387	0.3	27	2,655,096	0.1	256
22	冷 ブ ロ イ ラ ー	9,306	0.2	22	9,929,064	0.3	1,067
23	冷 き す	7,450	0.2	20	11,239,939	0.3	1,509
24	冷 め ん け	4,643	0.1	24	3,656,516	0.1	788
25	冷 凍 き わ だ	4,567	0.1	23	4,826,206	0.1	1,057
26	冷 た こ	1,860	0.0	25	3,443,109	0.1	1,851
27	冷 イ ン ド ま ぐ ろ	1,223	0.0	28	1,537,131	0.0	1,257
28	冷 あ ゆ	630	0.0	29	817,846	0.0	1,298
29	冷 く じ ら	613	0.0	26	3,261,038	0.1	5,320
30	冷 メ ル ル ー サ	254	0.0	30	371,931	0.0	1,464
31	冷 す り み	48	0.0	32	42,336	0.0	882
32	冷カラスフィーレ	40	0.0	31	84,000	0.0	2,100
1	冷 食 品	330,268	8.6	1	504,556,599	13.3	1,528
2	そ の 他 冷 凍	167,133	4.3	2	271,177,819	7.1	1,623
3	そ の 他 冷 貝 類	73,354	1.9	3	132,402,253	3.5	1,805

## (2) 冷凍

	冷 凍 計	3,862,001	100.0		3,802,048,682	100.0	984
--	-------	-----------	-------	--	---------------	-------	-----

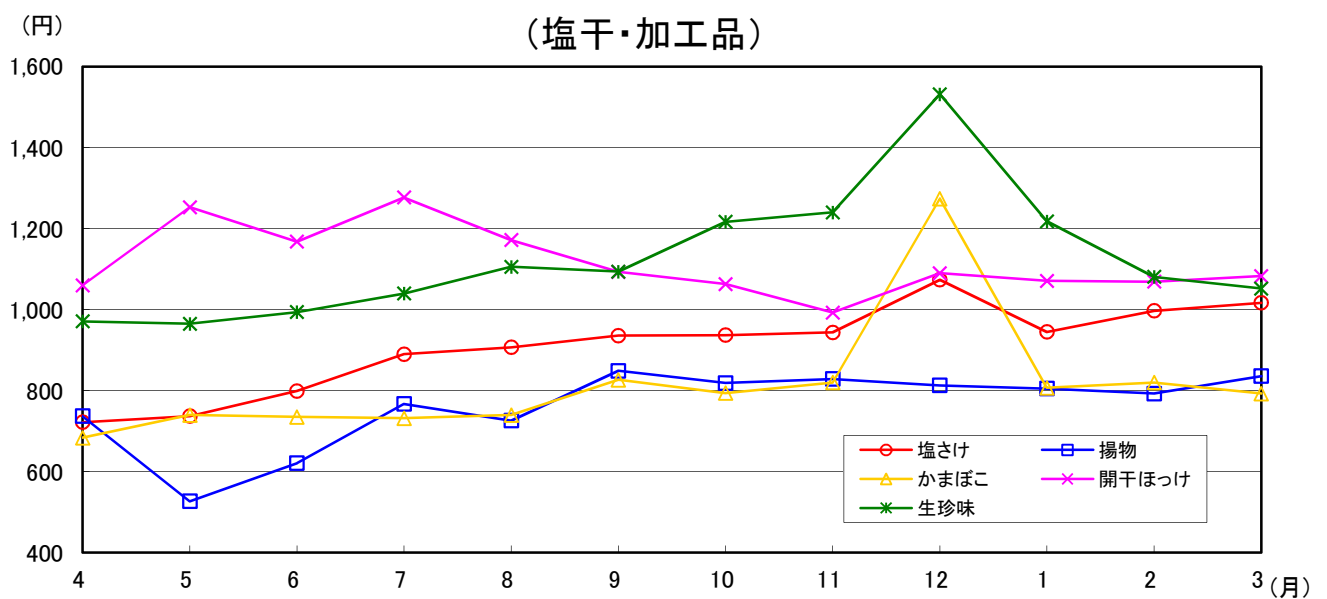
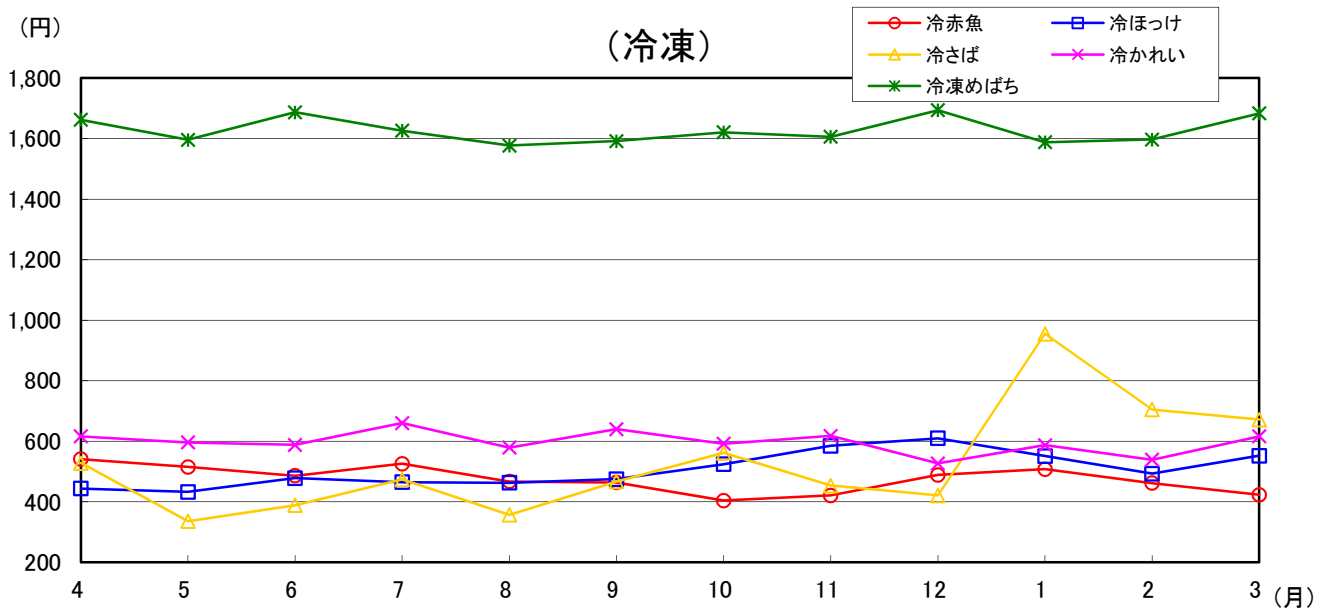
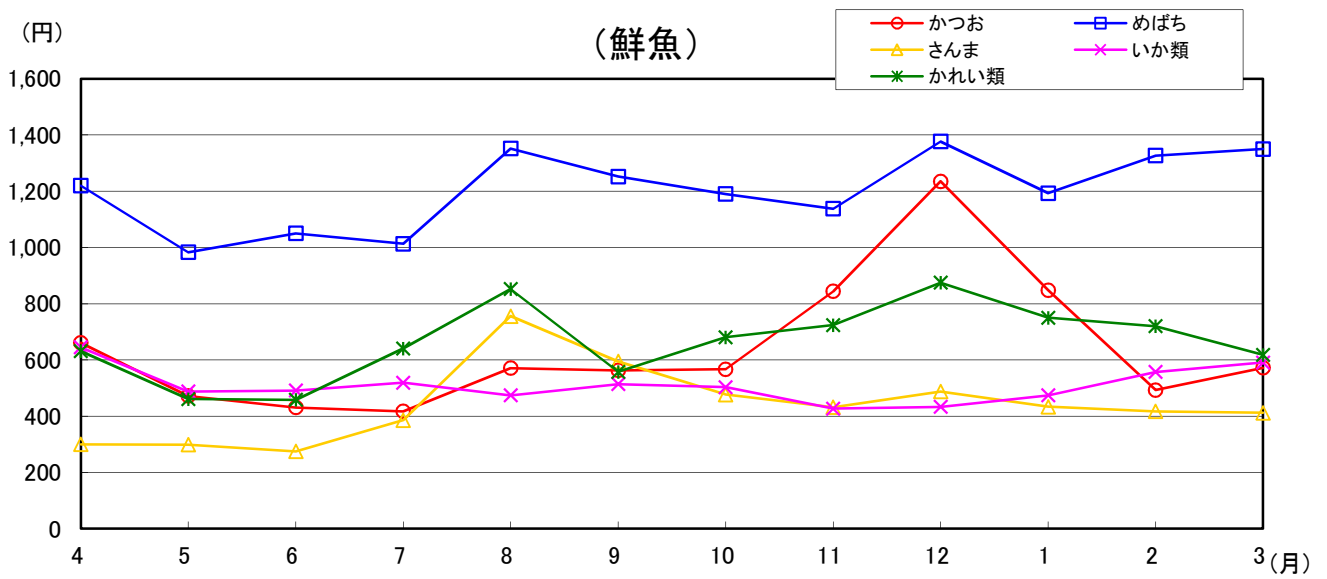
## (3) 塩干・加工品

数量 順位	品 目	数量(Kg)	比率(%)	金額 順位	金 額	比率(%)	平均単価
1	塩 さ け	496,533	12.3	1	456,006,594	11.0	918
2	揚 物	449,132	11.1	2	338,288,971	8.2	753
3	か ま ぼ こ	241,917	6.0	3	204,330,542	4.9	845
4	開 干 ほ っ け	162,940	4.0	6	181,309,106	4.4	1,113
5	生 珍 味	161,506	4.0	7	179,447,146	4.3	1,111
6	昆 布 ・ わ か め	140,684	3.5	11	101,815,127	2.5	724
7	助 子	107,519	2.7	5	192,096,182	4.7	1,787
8	塩 か ら	99,642	2.5	10	104,936,920	2.5	1,053
9	開 干 あ じ	81,894	2.0	14	80,544,904	1.9	984
10	切 身 粕	81,395	2.0	13	81,422,014	2.0	1,000
11	煮 干	80,863	2.0	9	151,909,626	3.7	1,879
12	切 身 み り ん	78,189	1.9	17	54,774,050	1.3	701
13	開 干 さ ん ま	69,680	1.7	19	51,862,789	1.3	744
14	佃 煮 ・ 漬 物	62,704	1.6	15	75,439,945	1.8	1,203
15	す る め	57,847	1.4	12	83,376,872	2.0	1,441
16	ち く わ	56,486	1.4	23	35,789,556	0.9	634
17	筋 子	56,354	1.4	4	202,837,466	4.9	3,599
18	切 身 も ろ み	49,493	1.2	18	52,721,899	1.3	1,065
19	丸 干 い わ し	47,800	1.2	25	26,881,231	0.7	562
20	焼 物	43,436	1.1	20	51,210,383	1.2	1,179
21	い く ら	33,016	0.8	8	170,649,594	4.1	5,169
22	な る と	32,143	0.8	24	27,446,609	0.7	854
23	み り ん 干	31,327	0.8	22	39,309,186	1.0	1,255
24	開 干 さ ば	26,731	0.7	27	19,530,971	0.5	731
25	塩 ほ っ け	25,583	0.6	28	18,060,057	0.4	706
26	数 の 子	24,458	0.6	16	55,436,968	1.3	2,267
27	干 珍 味	22,764	0.6	21	50,465,915	1.2	2,217

## (3) 塩干・加工品

数量 順位	品 目	数量(K g)	比率(%)	金額 順位	金 額	比率(%)	平均単価
28	身 欠 に し ん	21,438	0.5	31	14,646,179	0.4	683
29	塩 ま す	15,895	0.4	29	15,469,872	0.4	973
30	た こ 類	10,493	0.3	30	14,976,588	0.4	1,427
31	開 干 き ち じ	10,407	0.3	26	21,534,808	0.5	2,069
32	丸 干 さ ん ま	5,170	0.1	32	4,864,564	0.1	941
33	切 身 し ょ う が	4,721	0.1	33	4,478,958	0.1	949
34	ハム・ソーセージ	121	0.0	34	158,876	0.0	1,313
1	そ の 他 練 製 品	668,022	16.5	1	482,627,246	11.7	722
2	そ の 他 干 物	179,896	4.5	2	171,837,673	4.2	955
3	そ の 他	153,510	3.8	3	164,689,126	4.0	1,073
4	そ の 他 切 身	147,306	3.6	4	147,771,007	3.6	1,003
	塩 干 ・ 加 工 品 計	4,039,013	100.0		4,130,955,520	100.0	1,023

# 5 主要品目月別平均単価推移図



## 6 種別・出荷地

種別・出荷地	計	4月	5月	6月	7月	8月
福島	1,988,567	148,607	164,877	194,717	192,432	154,544
合計	1,790,277,681	133,524,266	137,474,411	147,092,319	160,141,193	156,161,246
鮮魚	712,526	39,458	71,759	102,677	82,755	47,537
	552,744,297	37,346,065	48,741,020	60,479,715	54,495,413	47,924,254
冷凍	684,106	57,382	49,251	51,329	67,138	64,163
	633,848,706	49,342,663	45,577,861	45,845,275	60,089,648	66,047,839
塩干・加工品	591,935	51,767	43,867	40,711	42,539	42,844
	603,684,678	46,835,538	43,155,530	40,767,329	45,556,132	42,189,153
北海道	829,608	57,219	57,751	57,432	57,449	74,933
合計	1,006,949,303	67,787,888	64,455,499	63,259,788	76,392,433	103,997,548
鮮魚	625,889	42,135	45,159	42,810	39,957	58,555
	688,228,442	46,283,710	44,824,856	42,398,276	50,219,748	76,895,538
冷凍	61,042	3,975	2,297	4,223	3,555	3,338
	64,841,969	4,943,445	3,846,755	4,688,042	5,631,974	5,470,008
塩干・加工品	142,677	11,109	10,295	10,399	13,937	13,040
	253,878,892	16,560,733	15,783,888	16,173,470	20,540,711	21,632,002
青森	882,370	64,996	60,753	64,554	69,130	80,019
合計	636,322,615	52,885,313	47,912,484	49,733,476	54,405,471	59,697,650
鮮魚	618,441	45,083	39,956	46,380	50,068	63,773
	393,994,959	35,430,993	31,371,734	34,158,958	37,379,001	42,405,417
冷凍	112,234	5,641	7,792	6,414	7,405	6,936
	62,907,735	3,824,739	3,476,347	3,071,403	4,087,739	4,035,471
塩干・加工品	151,695	14,272	13,005	11,760	11,657	9,310
	179,419,921	13,629,581	13,064,403	12,503,115	12,938,731	13,256,762
岩手	474,805	13,059	10,578	13,496	12,532	12,210
合計	266,581,453	10,347,354	9,196,840	9,911,332	9,355,459	9,954,180
鮮魚	448,646	11,805	9,126	12,312	11,104	10,729
	227,535,597	7,266,368	5,754,247	7,298,660	4,983,947	5,593,226
冷凍	5,950	20	20	20	20	20
	2,232,510	50,925	50,925	50,925	50,925	50,925
塩干・加工品	20,209	1,234	1,432	1,164	1,408	1,461
	36,813,346	3,030,061	3,391,668	2,561,747	4,320,587	4,310,029
宮城	3,526,474	254,913	315,546	282,620	394,978	382,647
合計	2,954,727,336	212,404,457	222,730,213	207,743,619	335,392,235	304,453,998
鮮魚	1,025,397	39,153	55,978	89,414	183,548	181,651
	708,180,807	34,252,437	40,835,541	52,151,749	98,429,940	118,436,124
冷凍	1,325,700	115,672	155,097	96,646	108,528	103,532
	1,185,007,014	92,059,578	107,113,130	82,762,548	143,854,611	94,420,289
塩干・加工品	1,175,377	100,088	104,471	96,560	102,902	97,464
	1,061,539,515	86,092,442	74,781,542	72,829,322	93,107,684	91,597,585
秋田	58,670	4,624	7,721	5,145	3,781	2,976
合計	39,413,348	3,195,425	4,750,865	4,032,210	3,446,973	1,922,098
鮮魚	34,516	2,591	5,364	3,191	1,611	764
	20,672,707	1,815,415	2,676,935	2,012,238	1,289,471	495,984
冷凍	15,502	1,260	1,380	1,140	1,320	1,620
	7,866,942	639,450	700,350	578,550	669,900	822,150
塩干・加工品	8,652	773	977	814	850	592
	10,873,699	740,560	1,373,580	1,441,422	1,487,602	603,964
山形	63,269	3,604	7,502	11,033	5,929	5,062
合計	36,026,074	2,867,919	3,870,065	5,575,773	3,667,464	3,135,804
鮮魚	27,103	355	4,834	8,421	1,944	1,709
	15,077,656	279,242	1,773,277	4,077,722	1,588,777	1,277,583
塩干・加工品	36,166	3,249	2,668	2,612	3,985	3,353
	20,948,418	2,588,677	2,096,788	1,498,051	2,078,687	1,858,221
茨城	808,908	63,089	65,158	65,198	60,250	52,862
合計	687,373,950	54,866,259	50,263,074	47,255,252	46,899,513	47,623,087
鮮魚	286,407	21,878	25,516	28,779	21,040	12,057
	196,037,481	14,935,090	13,605,476	14,097,916	12,803,602	10,544,284
冷凍	116,952	6,417	5,463	6,100	8,309	9,628
	147,696,402	10,319,376	8,802,281	8,519,628	10,970,721	13,337,860
塩干・加工品	405,549	34,794	34,179	30,319	30,901	31,177
	343,640,067	29,611,793	27,855,317	24,637,708	23,125,190	23,740,943



# 別・月別取扱高表

単位 上段：数量=kg  
下段：金額=円

9月	10月	11月	12月	1月	2月	3月
128,484	156,930	183,259	227,329	138,636	126,267	172,485
121,195,301	133,804,577	144,364,406	250,129,964	131,791,355	124,077,655	150,520,988
43,379	64,993	74,402	70,461	48,201	30,728	36,176
39,393,491	45,685,422	46,189,412	68,643,271	39,203,573	27,518,202	37,124,459
46,083	48,541	59,717	70,689	43,375	44,267	82,171
44,488,294	44,440,040	48,821,812	76,083,758	44,999,313	48,234,581	59,877,622
39,022	43,396	49,140	86,179	47,060	51,272	54,138
37,313,516	43,679,115	49,353,182	105,402,935	47,588,469	48,324,872	53,518,907
108,355	74,294	73,032	118,755	42,634	52,615	55,139
110,090,123	80,463,800	97,389,990	166,444,217	52,930,424	53,166,188	70,571,405
97,959	60,986	51,679	80,346	33,466	30,572	42,265
91,137,316	57,365,725	64,922,137	98,897,528	37,423,551	33,486,059	44,373,998
3,371	2,832	5,621	8,152	2,992	16,625	4,061
5,662,997	4,684,041	5,582,691	7,783,363	3,422,214	7,850,721	5,275,718
7,025	10,476	15,732	30,257	6,176	5,418	8,813
13,289,810	18,414,034	26,885,162	59,763,326	12,084,659	11,829,408	20,921,689
62,114	79,493	110,182	101,415	52,537	68,538	68,639
40,620,886	48,884,972	57,881,361	84,730,450	37,143,787	49,496,435	52,930,330
46,479	58,577	84,346	60,901	34,611	47,656	40,611
25,767,400	30,566,088	38,140,634	36,028,131	21,633,743	32,006,702	29,106,158
6,992	10,037	12,334	17,487	6,166	8,943	16,087
4,042,081	5,453,265	5,452,368	12,485,237	3,564,887	4,475,006	8,939,192
8,643	10,879	13,502	23,027	11,760	11,939	11,941
10,811,405	12,865,619	14,288,359	36,217,082	11,945,157	13,014,727	14,884,980
135,265	140,709	66,184	27,354	15,416	11,583	16,419
71,992,784	68,636,769	31,504,936	15,756,098	9,899,320	8,680,464	11,345,917
134,186	137,550	63,125	19,155	13,074	10,819	15,661
69,793,527	65,498,666	28,409,745	9,326,271	7,256,060	7,181,459	9,173,421
20	40	5,450	320			20
50,925	101,850	1,585,920	188,265			50,925
1,059	3,159	3,019	2,749	2,022	764	738
2,148,332	3,138,103	2,993,341	4,843,907	2,454,995	1,499,005	2,121,571
323,406	309,298	274,361	318,145	204,252	226,169	240,139
246,401,402	244,909,406	249,865,041	352,375,210	182,747,556	185,747,997	209,956,202
119,355	89,421	76,397	53,290	47,882	39,780	49,528
74,552,564	61,908,954	63,455,354	53,280,852	36,323,873	33,312,743	41,240,676
120,181	124,012	94,646	131,528	69,609	105,748	100,501
95,692,830	95,484,852	87,295,711	146,320,892	71,904,220	80,091,465	88,006,888
83,870	95,865	103,318	133,327	86,761	80,641	90,110
76,156,008	87,515,600	99,113,976	152,773,466	74,519,463	72,343,789	80,708,638
8,917	8,656	4,839	4,544	1,571	2,861	3,035
4,630,702	6,019,278	3,261,915	4,475,105	713,540	1,373,812	1,591,425
7,187	6,740	2,953	1,641	117	1,288	1,069
3,754,084	4,274,969	2,016,607	1,033,842	32,761	637,379	633,022
1,260	1,080	1,260	1,680	982	1,080	1,440
639,450	548,100	639,450	852,600	498,042	548,100	730,800
470	836	626	1,223	472	493	526
237,168	1,196,209	605,858	2,588,663	182,737	188,333	227,603
6,554	4,218	3,950	4,125	2,993	3,426	4,873
3,830,220	2,565,277	2,407,367	2,157,064	1,298,617	1,810,362	2,840,142
2,982	1,392	1,378	1,935	65	863	1,225
2,042,107	910,990	785,914	993,316	33,864	435,709	879,155
3,572	2,826	2,572	2,190	2,928	2,563	3,648
1,788,113	1,654,287	1,621,453	1,163,748	1,264,753	1,374,653	1,960,987
61,039	66,931	70,000	80,626	72,596	71,926	79,233
47,471,333	54,649,633	62,343,821	83,189,162	59,548,072	59,851,071	73,413,673
18,609	21,920	27,382	28,311	26,609	26,201	28,105
12,793,031	15,190,066	20,828,043	22,391,559	18,323,986	18,430,563	22,093,865
10,157	11,722	8,885	18,487	11,602	8,276	11,906
9,485,494	10,560,699	11,285,463	30,342,085	10,999,313	8,987,573	14,085,909
32,273	33,289	33,733	33,828	34,385	37,449	39,222
25,192,808	28,898,868	30,230,315	30,455,518	30,224,773	32,432,935	37,233,899

種別・出荷地	計	4月	5月	6月	7月	8月
栃木	10,705	776	876	1,178	1,414	811
合計	8,939,282	343,289	745,279	1,102,573	1,573,809	773,942
鮮魚	1,025	2		348	657	14
	1,308,090	36,120		357,105	854,175	18,690
冷凍	468		72	36	36	36
	3,932,028		436,892	436,892	436,892	436,892
塩干・加工品	9,212	774	804	794	721	761
	3,699,164	307,169	308,387	308,576	282,742	318,360
群馬	122,317	14,135	12,528	11,299	11,509	9,680
合計	93,811,622	8,163,989	9,084,113	8,051,956	7,699,582	6,764,291
鮮魚	226	98	35	18	14	7
	340,190	134,316	57,015	38,556	29,988	14,994
冷凍	20,270	1,240	1,180	1,110	1,230	1,010
	34,418,396	1,474,956	2,335,095	1,992,270	1,630,125	1,509,585
塩干・加工品	101,821	12,797	11,313	10,171	10,265	8,663
	59,053,036	6,554,717	6,692,003	6,021,130	6,039,469	5,239,712
埼玉	21,828	2,612	2,223	1,474	1,633	1,794
合計	26,593,196	2,774,365	2,768,186	1,998,392	2,111,199	2,249,444
鮮魚	5,705	607	608	428	518	515
	2,197,272	201,516	199,458	136,206	159,999	134,358
冷凍	5,781	658	412	367	407	377
	4,568,282	552,037	342,739	284,988	337,402	316,310
塩干・加工品	10,342	1,347	1,203	679	708	902
	19,827,642	2,020,812	2,225,989	1,577,198	1,613,798	1,798,776
千葉	1,750,064	139,855	247,512	214,468	176,571	133,294
合計	1,233,272,994	115,291,489	146,693,953	125,272,593	110,209,966	102,353,045
鮮魚	1,329,186	112,015	223,475	189,968	147,321	107,015
	841,763,068	86,055,086	118,949,652	96,059,904	74,540,955	67,544,335
冷凍	111,816	1,779	1,331	1,892	1,922	1,875
	86,522,331	4,385,787	4,681,525	6,120,240	7,922,040	8,317,587
塩干・加工品	309,062	26,061	22,706	22,608	27,328	24,404
	304,987,595	24,850,616	23,062,776	23,092,449	27,746,971	26,491,123
東京	1,802,077	153,199	156,163	145,545	146,575	168,608
合計	2,286,655,914	184,624,643	183,297,486	162,800,667	182,857,777	217,617,667
鮮魚	491,680	50,577	50,454	35,866	40,366	41,144
	772,224,521	69,701,304	68,494,209	53,556,842	60,183,706	73,325,633
冷凍	1,035,834	81,552	82,304	88,511	84,193	101,960
	1,064,257,258	83,607,678	78,795,268	77,660,093	86,729,643	100,052,045
塩干・加工品	274,563	21,070	23,405	21,168	22,016	25,504
	450,174,135	31,315,661	36,008,009	31,583,732	35,944,428	44,239,989
神奈川	174,092	13,231	20,771	20,031	22,237	14,578
合計	141,037,484	10,888,439	11,330,218	11,981,514	14,924,069	12,164,983
鮮魚	49,150	4,313	10,768	9,877	6,923	1,985
	19,973,409	1,843,144	3,378,220	3,028,617	2,381,712	1,335,810
冷凍	39,418	583	142	3,306	2,658	3,228
	43,411,490	1,917,930	132,720	3,099,560	2,525,064	3,067,676
塩干・加工品	85,524	8,335	9,861	6,848	12,656	9,365
	77,652,585	7,127,365	7,819,278	5,853,337	10,017,293	7,761,497
新潟	326,523	26,355	30,080	22,125	21,115	20,074
合計	257,388,480	18,751,194	18,942,245	17,460,463	17,136,083	17,115,774
鮮魚	49,426	8,068	10,541	2,080	1,124	870
	21,528,813	3,274,603	2,864,253	907,073	749,504	505,732
冷凍	6,578	487	393	345	421	500
	9,971,794	684,419	588,494	528,654	639,261	748,146
塩干・加工品	270,519	17,800	19,146	19,700	19,570	18,704
	225,887,873	14,792,172	15,489,498	16,024,736	15,747,318	15,861,896
富山	34,543	2,367	4,123	897	1,210	1,051
合計	19,915,971	2,393,950	2,032,603	617,243	486,570	420,231
鮮魚	33,078	2,302	4,018	772	1,090	961
	17,350,905	2,288,215	1,861,327	397,793	289,590	274,995
塩干・加工品	1,465	65	105	125	120	90
	2,565,066	105,735	171,276	219,450	196,980	145,236

9月	10月	11月	12月	1月	2月	3月
672	737	1,047	942	591	830	831
677,510	695,509	767,936	904,030	194,229	751,525	409,651
						4
						42,000
36	72	108	36		36	
436,892	436,892	436,892	436,892		436,892	
636	665	939	906	591	794	827
240,618	258,617	331,044	467,138	194,229	314,633	367,651
9,262	7,868	7,786	8,622	8,420	8,406	12,802
7,484,628	6,423,741	7,080,665	9,118,121	6,415,735	6,943,617	10,581,184
1	8	5	7	24		9
2,142	17,136	10,710	14,994	16,165		4,174
1,780	990	1,780	2,580	2,500	1,920	2,950
3,216,360	2,067,135	2,842,517	4,035,532	3,236,553	3,902,378	6,175,890
7,481	6,870	6,001	6,035	5,896	6,486	9,843
4,266,126	4,339,470	4,227,438	5,067,595	3,163,017	3,041,239	4,401,120
1,509	1,701	1,332	2,326	1,299	1,386	2,539
1,635,694	1,765,750	1,783,847	3,583,972	1,534,454	1,704,965	2,682,928
435	431	349	468	374	396	576
115,290	124,131	111,363	242,046	217,413	240,387	315,105
417	378	504	400	395	433	1,033
331,703	310,754	405,648	286,763	315,172	389,187	695,579
657	892	479	1,458	530	557	930
1,188,701	1,330,865	1,266,836	3,055,163	1,001,869	1,075,391	1,672,244
84,430	171,712	88,334	138,755	106,489	113,147	135,497
66,068,023	75,084,250	79,264,305	136,686,166	86,976,729	85,539,773	103,832,702
63,721	61,361	63,976	94,585	75,562	81,907	108,280
41,731,449	44,388,360	49,786,862	76,264,099	58,629,313	54,677,243	73,135,810
1,035	91,153	1,523	4,879	1,157	1,055	2,215
3,440,316	10,203,171	5,076,484	20,343,146	3,061,592	6,083,039	6,887,404
19,674	19,198	22,835	39,291	29,770	30,185	25,002
20,896,258	20,492,719	24,400,959	40,078,921	25,285,824	24,779,491	23,809,488
149,878	138,280	139,195	227,385	118,524	105,318	153,407
181,113,328	176,442,792	188,339,300	323,518,175	144,752,216	141,158,277	200,133,586
36,881	36,445	38,610	55,618	32,145	30,300	43,274
58,367,179	56,407,901	60,493,958	103,166,908	53,586,236	47,156,802	67,783,843
92,075	79,538	75,966	134,373	71,214	57,118	87,030
90,435,584	83,665,648	87,586,091	143,889,612	67,690,581	67,879,571	96,265,444
20,922	22,297	24,619	37,394	15,165	17,900	23,103
32,310,565	36,369,243	40,259,251	76,461,655	23,475,399	26,121,904	36,084,299
11,001	8,831	10,268	14,400	10,174	11,433	17,137
9,539,329	7,737,713	9,845,543	18,621,459	10,313,130	9,835,050	13,856,037
831	1,022	898	1,666	1,040	3,292	6,535
701,534	731,117	739,663	1,499,914	653,058	1,297,769	2,382,851
3,126	3,042	4,088	5,374	4,896	4,502	4,473
2,717,580	2,658,377	3,926,989	6,998,634	5,531,985	4,827,235	6,007,740
7,044	4,767	5,282	7,360	4,238	3,639	6,129
6,120,215	4,348,219	5,178,891	10,122,911	4,128,087	3,710,046	5,465,446
22,358	27,966	29,987	40,978	30,715	28,681	26,089
16,674,291	22,568,705	23,815,406	39,990,266	22,471,258	22,268,170	20,194,625
547	2,502	2,265	6,587	7,714	4,693	2,435
292,939	1,331,693	1,238,792	3,727,760	3,394,878	2,099,919	1,141,667
474	443	425	504	319	878	1,389
667,422	693,126	649,152	750,981	413,901	1,428,248	2,179,990
21,337	25,021	27,297	33,887	22,682	23,110	22,265
15,713,930	20,543,886	21,927,462	35,511,525	18,662,479	18,740,003	16,872,968
1,256	2,719	2,549	3,306	6,399	5,068	3,598
450,450	1,009,911	1,214,165	2,815,196	3,197,864	2,677,040	2,600,748
1,185	2,548	2,334	3,111	6,289	4,983	3,485
336,630	732,291	865,691	2,358,551	3,011,174	2,535,710	2,398,938
71	171	215	195	110	85	113
113,820	277,620	348,474	456,645	186,690	141,330	201,810

種別・出荷地	計	4月	5月	6月	7月	8月
石川	16,585	2,371	5,494	4,048	916	483
合計	12,967,556	1,680,634	2,840,804	2,450,811	831,196	611,315
鮮魚	12,551	1,939	5,244	3,636	618	146
	6,504,677	1,020,308	2,461,230	1,842,264	346,230	105,840
冷凍	284	32	32		28	32
	387,660	43,680	43,680		38,220	43,680
塩干・加工品	3,750	400	218	412	270	305
	6,075,219	616,646	335,894	608,547	446,746	461,795
福井	38,140	1,838	1,940	1,654	1,771	2,595
合計	24,268,936	1,284,980	1,311,190	1,021,203	1,046,290	1,531,124
鮮魚	4,159	70	47	8	14	195
	3,259,191	41,475	25,925	21,420	35,910	279,563
塩干・加工品	33,981	1,768	1,893	1,646	1,757	2,400
	21,009,745	1,243,505	1,285,265	999,783	1,010,380	1,251,561
山梨	969	71	58	87	75	74
合計	1,359,923	91,308	70,644	103,530	105,798	88,452
鮮魚	14					
	22,811					
冷凍	20					
	30,240					
塩干・加工品	935	71	58	87	75	74
	1,306,872	91,308	70,644	103,530	105,798	88,452
長野	522	89	100	25	20	35
合計	1,247,060	170,704	231,525	77,805	31,290	95,550
冷凍	519	89	100	25	20	35
	1,225,219	170,704	231,525	77,805	31,290	95,550
塩干・加工品	3					
	21,841					
岐阜	12,588	1,140	727	414	504	1,080
合計	26,952,045	2,115,786	1,485,393	899,220	1,124,046	1,981,749
冷凍	12,415	1,126	705	395	485	1,055
	26,607,918	2,071,833	1,447,005	862,050	1,089,900	1,955,100
塩干・加工品	173	14	22	19	19	25
	344,127	43,953	38,388	37,170	34,146	26,649
静岡	400,677	44,735	39,705	23,318	29,150	28,350
合計	472,485,375	44,054,755	41,349,828	29,233,573	46,900,270	36,390,272
鮮魚	95,802	11,895	14,057	5,575	5,141	5,105
	80,277,770	6,885,314	9,749,771	5,290,746	7,219,175	6,351,399
冷凍	186,968	23,414	16,342	7,915	12,227	13,420
	264,239,945	26,482,386	19,979,173	13,193,725	27,607,604	19,408,670
塩干・加工品	117,907	9,426	9,306	9,828	11,782	9,825
	127,967,660	10,687,055	11,620,884	10,749,102	12,073,491	10,630,203
愛知	168,528	21,194	22,011	25,128	16,460	14,633
合計	112,249,117	12,679,728	12,201,235	12,856,730	10,275,944	8,843,856
鮮魚	61,537	8,471	11,597	11,995	4,667	2,999
	45,458,366	6,840,654	6,647,467	6,478,787	3,803,404	2,931,429
冷凍	3,593	55	30	60	30	2,020
	1,044,574	36,708	15,120	30,240	15,120	461,580
塩干・加工品	103,398	12,668	10,384	13,073	11,763	9,614
	65,746,177	5,802,366	5,538,648	6,347,703	6,457,420	5,450,847
三重	114,921	10,879	9,218	7,338	10,549	8,413
合計	108,102,786	9,551,281	7,910,070	6,943,926	9,682,459	9,561,139
鮮魚	51,699	5,054	4,366	2,785	5,023	4,579
	39,873,081	3,680,408	3,010,981	2,005,835	3,719,425	3,371,763
冷凍	58,336	5,420	4,469	3,732	4,569	3,419
	55,849,026	4,648,798	3,893,966	3,494,824	4,213,994	5,320,700
塩干・加工品	4,886	405	383	821	957	415
	12,380,679	1,222,075	1,005,123	1,443,267	1,749,040	868,676
滋賀	1,870	86	170	160	300	171
合計	1,185,516	57,856	132,855	63,150	192,076	89,954
塩干・加工品	1,870	86	170	160	300	171
	1,185,516	57,856	132,855	63,150	192,076	89,954

9月	10月	11月	12月	1月	2月	3月
474	382	374	807	364	431	441
555,413	520,310	478,794	1,243,010	537,445	576,317	641,507
216	124	153	172	57	141	105
153,615	97,020	113,715	129,780	48,195	105,525	80,955
32			48	48		32
43,680			65,520	65,520		43,680
226	258	221	587	259	290	304
358,118	423,290	365,079	1,047,710	423,730	470,792	516,872
4,354	4,943	4,845	3,057	4,163	3,497	3,483
2,586,067	2,990,449	2,920,118	2,171,734	2,687,149	2,489,180	2,229,452
1,546	1,295	299	565	82	22	16
989,869	959,889	145,541	538,552	70,456	95,025	55,566
2,808	3,648	4,546	2,492	4,081	3,475	3,467
1,596,198	2,030,560	2,774,577	1,633,182	2,616,693	2,394,155	2,173,886
76	50	125	134	82	46	91
102,270	56,952	186,564	278,822	105,651	54,243	115,689
	10		4			
	7,560		15,251			
		20				
		30,240				
76	40	105	130	82	46	91
102,270	49,392	156,324	263,571	105,651	54,243	115,689
31	25	70	25	35	21	46
90,825	79,380	153,720	74,445	93,240	41,822	106,754
30	25	70	25	35	20	45
83,055	79,380	153,720	74,445	93,240	34,440	100,065
1					1	1
7,770					7,382	6,689
924	1,465	1,255	1,714	1,101	990	1,274
1,917,489	2,876,811	2,751,000	3,666,012	2,632,245	2,399,334	3,102,960
911	1,426	1,255	1,710	1,096	981	1,270
1,903,125	2,810,325	2,751,000	3,645,600	2,612,400	2,377,410	3,082,170
13	39		4	5	9	4
14,364	66,486		20,412	19,845	21,924	20,790
27,593	31,435	36,955	38,416	28,637	29,294	43,089
33,052,198	37,261,837	42,115,196	49,103,719	33,818,577	35,327,246	43,877,904
6,312	7,090	8,250	7,854	4,542	5,699	14,282
5,931,224	5,889,820	6,350,774	7,804,017	4,855,422	5,326,632	8,623,476
12,574	15,619	18,884	21,874	14,722	13,724	16,253
17,210,631	21,589,489	24,990,602	31,025,422	19,911,382	19,976,635	22,864,226
8,707	8,726	9,821	8,688	9,373	9,871	12,554
9,910,343	9,782,528	10,773,820	10,274,280	9,051,773	10,023,979	12,390,202
8,226	11,490	10,631	12,414	8,118	9,677	8,546
6,944,050	8,423,242	8,237,856	10,792,089	6,033,789	7,319,799	7,640,799
3,122	3,176	2,188	3,489	2,544	3,446	3,843
2,600,468	2,754,622	2,040,697	3,275,896	1,993,903	2,675,403	3,415,636
25	70	1,000	298		5	
40,018	35,280	283,500	95,256		31,752	
5,079	8,244	7,443	8,627	5,574	6,226	4,703
4,303,564	5,633,340	5,913,659	7,420,937	4,039,886	4,612,644	4,225,163
7,222	8,422	9,106	15,175	10,116	6,816	11,667
7,219,587	7,544,263	8,035,704	16,718,414	8,415,825	6,309,608	10,210,510
4,148	3,430	4,202	5,540	3,829	3,313	5,430
3,213,746	3,067,614	2,594,595	4,568,347	2,792,446	2,852,612	4,995,309
2,855	4,714	4,660	9,124	6,078	3,245	6,051
3,290,098	3,591,593	4,467,438	10,976,671	5,007,806	2,646,341	4,296,797
219	278	244	511	209	258	186
715,743	885,056	973,671	1,173,396	615,573	810,655	918,404
290	231	32	230	90	71	39
234,510	145,846	29,232	118,069	47,880	44,699	29,389
290	231	32	230	90	71	39
234,510	145,846	29,232	118,069	47,880	44,699	29,389

種別・出荷地	計	4月	5月	6月	7月	8月
京都	5,571	351	402	380	410	761
合計	10,602,082	628,300	787,847	677,592	721,324	1,264,276
鮮魚	5,536	351	402	380	410	761
	10,545,382	628,300	787,847	677,592	721,324	1,264,276
冷凍	25					
	39,900					
塩干・加工品	10					
	16,800					
大阪	24,625	1,260	1,143	1,093	1,697	4,302
合計	38,420,348	2,691,927	2,020,284	1,392,867	2,237,393	5,811,278
鮮魚	15,671	547	798	914	1,427	2,531
	17,601,927	692,727	617,484	749,637	1,297,433	2,844,713
冷凍	8,474	713	340	169	260	1,766
	18,355,141	1,999,200	1,356,600	550,830	847,560	2,920,365
塩干・加工品	480		5	10	10	5
	2,463,280		46,200	92,400	92,400	46,200
兵庫	106,796	6,742	5,931	5,403	4,742	4,299
合計	135,774,768	9,205,359	8,543,789	7,452,295	7,453,890	6,690,389
鮮魚	52,874	2,747	2,236	1,821	938	789
	66,361,541	3,797,416	2,971,702	2,564,806	1,779,446	1,715,926
冷凍	17,649	626	1,094	582	1,130	837
	23,764,368	1,025,745	1,958,985	917,805	2,084,040	1,515,150
塩干・加工品	36,273	3,369	2,601	3,000	2,674	2,673
	45,648,859	4,382,198	3,613,102	3,969,684	3,590,404	3,459,313
和歌山	1,298	270	67	55	64	81
合計	1,970,937	227,237	124,740	139,179	134,710	172,956
鮮魚	532	210		12	2	4
	492,936	105,017		56,229	7,975	16,506
塩干・加工品	766	60	67	43	62	77
	1,478,001	122,220	124,740	82,950	126,735	156,450
鳥取	20,186	3,331	2,313	2,380	2,456	702
合計	27,068,262	3,555,680	2,964,444	3,233,104	3,348,487	1,365,030
鮮魚	9,003	2,280	1,269	1,458	1,601	
	9,264,040	1,936,566	1,048,781	1,953,421	1,920,345	
冷凍	2,053	258	230	158	147	115
	6,878,167	694,654	989,058	487,368	650,790	641,760
塩干・加工品	9,130	793	814	764	708	587
	10,926,055	924,460	926,605	792,315	777,352	723,270
島根	14,166	2,285	1,449	713	864	1,028
合計	15,799,280	2,245,626	1,085,085	788,651	1,293,758	1,293,666
鮮魚	12,087	1,985	1,292	566	595	831
	11,191,752	1,560,013	706,790	426,264	656,775	835,707
塩干・加工品	2,079	300	157	147	269	197
	4,607,528	685,613	378,295	362,387	636,983	457,959
岡山	2,252	414	290	256	170	179
合計	2,111,727	376,656	249,489	223,533	163,767	177,461
塩干・加工品	2,252	414	290	256	170	179
	2,111,727	376,656	249,489	223,533	163,767	177,461
広島	35,386	931	1,023	598	1,096	1,287
合計	43,557,894	1,095,326	1,127,979	970,675	1,253,745	1,400,744
鮮魚	32,321	748	774	404	825	823
	36,564,905	711,551	564,075	456,936	660,609	645,899
冷凍	450				60	260
	464,835				61,740	266,070
塩干・加工品	2,615	183	249	194	211	204
	6,528,154	383,775	563,904	513,739	531,396	488,775
山口	78,355	4,924	4,925	5,395	5,616	5,469
合計	68,035,054	4,576,478	4,181,359	4,598,867	4,105,345	4,392,160
鮮魚	21,362	753	1,866	2,026	755	1,084
	29,910,116	1,412,728	1,910,713	2,034,913	799,147	1,358,331
塩干・加工品	56,993	4,171	3,059	3,369	4,861	4,385
	38,124,938	3,163,750	2,270,646	2,563,954	3,306,198	3,033,829

9月	10月	11月	12月	1月	2月	3月
368	472	579	732	309	312	495
669,544	882,190	1,037,344	1,439,703	628,583	739,851	1,125,528
368	472	545	732	308	312	495
669,544	882,190	982,744	1,439,703	626,483	739,851	1,125,528
		24		1		
		37,800		2,100		
		10				
		16,800				
2,115	2,749	1,082	3,445	2,404	1,877	1,458
2,541,196	3,549,816	1,685,337	6,161,179	3,714,249	3,335,042	3,279,780
1,732	1,894	683	1,010	1,891	1,378	866
1,882,948	2,223,661	847,047	1,580,398	2,336,418	1,502,057	1,027,404
378	838	355	2,247	489	459	460
612,048	1,264,205	636,039	3,639,434	1,244,460	1,618,050	1,666,350
5	17	44	188	24	40	132
46,200	61,950	202,251	941,347	133,371	214,935	586,026
5,083	6,026	11,346	23,042	15,532	10,853	7,797
6,019,643	8,999,661	14,840,591	26,847,998	15,883,344	12,427,215	11,410,594
950	1,881	5,983	13,089	11,503	7,369	3,568
1,721,006	3,556,494	8,629,192	14,963,457	11,019,467	8,095,230	5,547,399
1,561	1,516	2,182	5,402	712	833	1,174
1,172,220	1,944,636	2,468,380	6,240,892	1,371,060	1,253,219	1,812,236
2,572	2,629	3,181	4,551	3,317	2,651	3,055
3,126,417	3,498,531	3,743,019	5,643,649	3,492,817	3,078,766	4,050,959
63	116	138	213	89	100	42
120,330	214,757	249,818	313,285	91,046	109,547	73,332
	13	72	105	69	45	
	19,667	121,613	92,974	49,592	23,363	
63	103	66	108	20	55	42
120,330	195,090	128,205	220,311	41,454	86,184	73,332
770	1,043	1,463	1,293	1,083	1,179	2,173
1,039,241	1,681,451	1,823,650	2,095,887	1,573,233	1,845,149	2,542,906
107	89	629	245	181	215	929
79,513	103,174	553,545	175,597	288,309	341,844	862,945
90	179	109	331	116	161	159
267,666	624,918	366,324	980,406	303,912	480,627	390,684
573	775	725	717	786	803	1,085
692,062	953,359	903,781	939,884	981,012	1,022,678	1,289,277
651	1,125	1,525	1,767	1,635	530	594
774,693	1,245,179	2,192,588	2,492,601	1,287,534	487,190	612,709
487	836	1,355	1,660	1,577	445	458
421,451	688,027	1,829,728	2,302,257	1,154,331	306,380	304,029
164	289	170	107	58	85	136
353,242	557,152	362,860	190,344	133,203	180,810	308,680
151	131	160	211	64	80	146
130,265	128,982	136,500	280,004	50,190	74,235	120,645
151	131	160	211	64	80	146
130,265	128,982	136,500	280,004	50,190	74,235	120,645
1,095	1,355	6,963	6,334	6,282	5,113	3,309
1,239,554	1,975,263	9,292,757	8,973,592	6,896,212	5,456,278	3,875,769
716	1,216	6,620	5,955	6,242	4,945	3,053
452,710	1,635,273	8,202,148	8,009,272	6,806,148	5,090,909	3,329,375
130						
137,025						
249	139	343	379	40	168	256
649,819	339,990	1,090,609	964,320	90,064	365,369	546,394
6,434	7,384	5,483	8,526	8,532	7,768	7,899
4,657,557	6,305,231	5,059,776	10,083,560	6,786,808	6,811,659	6,476,254
1,556	2,432	1,355	3,977	2,085	1,854	1,619
1,660,585	3,019,139	2,130,468	6,606,147	3,474,876	3,014,822	2,488,247
4,878	4,952	4,128	4,549	6,447	5,914	6,280
2,996,972	3,286,092	2,929,308	3,477,413	3,311,932	3,796,837	3,988,007

種別・出荷地	計	4月	5月	6月	7月	8月
香川	8,035	531	701	541	496	1,060
合計	14,450,080	982,679	1,302,278	1,018,462	915,298	1,943,659
冷凍	7,083	462	580	478	493	902
	13,174,786	891,485	1,124,805	937,664	910,100	1,727,242
塩干・加工品	952	69	121	63	3	158
	1,275,294	91,194	177,473	80,798	5,198	216,417
愛媛	172,375	12,862	10,530	9,283	10,145	12,982
合計	177,815,219	12,430,665	10,345,872	10,055,724	11,669,821	14,496,356
鮮魚	164,760	12,334	9,989	8,581	9,210	12,435
	163,557,798	11,623,417	9,646,746	8,881,351	10,270,773	13,613,409
冷凍	3,552	18	18	265	300	200
	6,994,260	37,800	37,800	529,200	589,680	393,120
塩干・加工品	4,063	510	523	437	635	347
	7,263,161	769,448	661,326	645,173	809,368	489,827
高知	5,001	1,955	14	1	2	1
合計	1,856,842	480,022	284,130	24,613	35,700	10,416
鮮魚	4,983	1,955				
	1,501,983	480,022				
塩干・加工品	18		14	1	2	1
	354,859		284,130	24,613	35,700	10,416
福岡	114,238	18,759	12,987	7,674	6,713	8,916
合計	147,851,623	14,077,545	13,459,763	9,986,184	11,931,182	13,734,882
鮮魚	54,898	14,098	7,328	3,664	1,898	3,964
	33,409,167	4,683,153	3,022,935	2,341,926	2,260,360	3,469,550
冷凍	3,184	113	238	68	187	187
	4,238,451	358,491	584,199	128,856	168,189	350,070
塩干・加工品	56,156	4,548	5,421	3,942	4,628	4,765
	110,204,005	9,035,901	9,852,629	7,515,402	9,502,633	9,915,262
佐賀	51,661	4,590	4,442	3,875	4,709	4,756
合計	65,421,273	4,041,875	5,125,879	3,892,023	4,762,956	7,335,702
鮮魚	51,509	4,590	4,442	3,875	4,709	4,756
	65,356,488	4,041,875	5,125,879	3,892,023	4,762,956	7,335,702
冷凍	152					
	64,785					
長崎	57,140	8,941	6,206	3,101	5,645	4,516
合計	50,797,767	4,993,416	4,084,230	2,871,691	4,457,461	4,348,470
鮮魚	51,522	8,675	5,889	2,814	5,342	4,156
	38,176,861	4,519,152	3,475,335	2,307,043	3,807,038	3,453,366
冷凍	5,122	132	174	181	267	352
	12,076,533	317,520	455,490	468,930	601,335	887,880
塩干・加工品	496	134	143	106	36	8
	544,373	156,744	153,405	95,718	49,088	7,224
熊本	70,071	8,198	6,727	6,772	7,120	6,559
合計	39,700,048	4,495,016	3,684,039	3,735,001	3,943,794	3,710,836
鮮魚	69,461	8,168	6,687	6,752	7,090	6,549
	39,324,463	4,476,116	3,660,099	3,723,241	3,926,154	3,704,956
塩干・加工品	610	30	40	20	30	10
	375,585	18,900	23,940	11,760	17,640	5,880
大分	54,257	3,751	3,575	3,761	4,408	3,422
合計	36,199,283	2,544,772	2,417,009	2,643,999	3,130,037	2,324,533
鮮魚	49,798	3,517	3,385	3,531	4,130	3,212
	27,778,975	1,994,467	1,969,709	2,104,046	2,466,752	1,827,841
冷凍	41					
	103,215					
塩干・加工品	4,418	234	190	230	278	210
	8,317,093	550,305	447,300	539,953	663,285	496,692
宮崎	64,494	15,736	6,816	2,252	3,992	3,718
合計	49,897,757	9,778,875	5,244,963	3,415,245	4,157,970	3,773,098
鮮魚	56,258	15,296	6,076	746	3,432	2,193
	38,484,215	9,021,363	4,010,205	859,776	3,214,776	2,506,588
冷凍	8,196	440	720	1,506	540	1,525
	11,381,202	757,512	1,221,108	2,555,469	924,504	1,266,510
塩干・加工品	40		20		20	
	32,340		13,650		18,690	



9月	10月	11月	12月	1月	2月	3月
628	526	618	993	637	454	850
1,128,713	950,602	1,007,092	1,929,248	1,200,565	753,708	1,317,776
577	486	478	897	604	381	745
1,067,854	870,885	831,351	1,801,422	1,156,809	663,805	1,191,364
51	40	140	96	33	73	105
60,859	79,717	175,741	127,826	43,756	89,903	126,412
12,179	12,184	17,185	26,814	17,107	14,299	16,805
13,905,664	13,068,910	18,110,253	25,650,539	16,512,281	14,524,738	17,044,396
11,376	11,922	15,912	26,138	16,572	13,935	16,356
12,296,357	12,378,028	15,523,176	24,129,060	15,527,571	13,680,485	15,987,425
500	1	1,000	500	250	250	250
984,060	0	1,965,600	982,800	491,400	491,400	491,400
303	261	273	176	285	114	199
625,247	690,882	621,477	538,679	493,310	352,853	565,571
			250			2,778
			92,140			929,821
			250			2,778
			92,140			929,821
7,726	5,629	8,077	12,241	10,885	6,862	7,769
11,894,455	9,553,521	12,087,671	20,486,201	10,653,119	8,332,329	11,654,771
2,164	998	2,129	3,768	7,895	4,026	2,966
1,940,784	710,540	1,427,921	3,424,934	5,044,740	2,959,242	2,123,082
190	109	548	1,165	34	12	333
143,472	77,616	562,065	1,528,569	61,110	47,166	228,648
5,372	4,522	5,400	7,308	2,956	2,824	4,470
9,810,199	8,765,365	10,097,685	15,532,698	5,547,269	5,325,921	9,303,041
3,206	3,985	4,255	4,993	4,319	3,706	4,825
3,941,432	4,233,764	5,045,640	9,386,458	7,073,403	4,755,338	5,826,803
3,206	3,985	4,255	4,911	4,299	3,666	4,815
3,941,432	4,233,764	5,045,640	9,351,493	7,064,688	4,737,908	5,823,128
			82	20	40	10
			34,965	8,715	17,430	3,675
8,667	2,834	3,194	5,864	2,146	2,475	3,551
7,399,899	2,625,891	3,168,896	8,638,815	2,548,606	2,675,052	2,985,340
8,543	2,698	2,898	3,205	1,712	2,195	3,395
7,113,375	2,337,057	2,478,752	2,707,953	1,504,402	1,861,575	2,611,813
96	127	288	2,651	426	276	152
240,450	281,610	682,920	5,923,638	1,036,980	809,865	369,915
28	9	8	8	8	4	4
46,074	7,224	7,224	7,224	7,224	3,612	3,612
6,237	5,188	4,442	4,135	4,203	4,371	6,119
3,300,846	2,967,387	2,602,374	2,790,561	2,372,703	2,726,233	3,371,258
6,177	5,138	4,402	4,045	4,193	4,286	5,974
3,263,886	2,937,147	2,577,174	2,735,961	2,365,983	2,673,838	3,279,908
60	50	40	90	10	85	145
36,960	30,240	25,200	54,600	6,720	52,395	91,350
2,594	4,069	6,072	5,030	5,810	6,478	5,287
1,745,069	2,549,149	3,657,948	3,115,896	3,912,780	4,197,370	3,960,721
2,383	3,836	5,105	4,722	5,279	5,980	4,718
1,250,750	2,004,598	2,734,389	2,538,858	2,883,675	3,160,390	2,843,500
	12	29				
	34,650	68,565				
211	221	938	308	531	498	569
494,319	509,901	854,994	577,038	1,029,105	1,036,980	1,117,221
749	1,002	4,042	2,659	2,801	6,975	13,752
965,963	1,632,910	3,828,725	3,372,649	2,417,623	4,259,215	7,050,521
714	572	2,287	1,984	2,681	6,605	13,672
905,525	886,906	2,139,422	2,213,113	2,208,085	3,606,514	6,911,942
35	430	1,755	675	120	370	80
60,438	746,004	1,689,303	1,159,536	209,538	652,701	138,579

種別・出荷地	計	4月	5月	6月	7月	8月
鹿児島	149,328	39,584	20,465	6,393	6,411	5,338
合計	129,315,403	29,721,064	14,386,468	4,432,234	5,890,911	6,045,266
鮮魚	149,328	39,584	20,465	6,393	6,411	5,338
	129,315,403	29,721,064	14,386,468	4,432,234	5,890,911	6,045,266
沖縄	156,635	13,570	10,219	9,314	8,505	14,169
合計	199,396,897	17,162,033	11,858,987	12,948,391	10,148,535	21,132,570
鮮魚	154,395	13,330	10,019	9,214	8,345	13,929
	195,751,297	16,771,433	11,533,487	12,785,641	9,888,135	20,741,970
冷凍	2,240	240	200	100	160	240
	3,645,600	390,600	325,500	162,750	260,400	390,600
総計	14,821,463	1,194,029	1,343,810	1,242,624	1,313,751	1,254,522
合計	13,502,147,561	1,078,107,822	1,076,359,712	992,039,448	1,178,645,249	1,207,022,147
鮮魚	6,920,449	539,037	675,819	650,491	662,623	605,665
	5,569,143,359	457,788,163	472,720,849	437,043,461	469,834,581	531,146,957
冷凍	3,862,001	309,804	332,406	277,073	308,045	324,588
	3,802,048,682	293,730,099	290,544,396	260,036,584	365,670,411	336,276,830
塩干・加工品	4,039,013	345,188	335,585	315,060	343,083	324,269
	4,130,955,520	326,589,560	313,094,467	294,959,403	343,140,257	339,598,360

9月	10月	11月	12月	1月	2月	3月
13,464	14,457	12,876	6,903	3,204	5,390	14,843
10,008,275	12,411,113	12,753,624	8,379,232	3,940,291	6,683,692	14,663,233
13,464	14,457	12,876	6,903	3,204	5,390	14,843
10,008,275	12,411,113	12,753,624	8,379,232	3,940,291	6,683,692	14,663,233
16,830	12,834	9,870	18,724	14,674	14,348	13,578
20,922,438	13,994,088	10,108,669	24,810,451	16,648,329	19,538,526	20,123,880
16,630	12,734	9,720	18,364	14,584	14,178	13,348
20,596,938	13,831,338	9,864,544	24,224,551	16,501,854	19,261,851	19,749,555
200	100	150	360	90	170	230
325,500	162,750	244,125	585,900	146,475	276,675	374,325
1,252,700	1,341,895	1,229,068	1,525,148	967,668	981,667	1,174,608
1,074,983,190	1,080,531,038	1,134,727,441	1,746,000,968	910,490,986	909,377,016	1,113,862,544
659,654	626,194	582,017	596,769	422,502	402,923	496,767
501,874,684	461,768,150	467,081,334	609,167,985	372,296,983	349,811,794	438,608,418
307,191	399,492	299,704	449,008	240,368	271,808	342,520
288,889,268	295,319,441	302,332,090	520,955,891	249,548,945	266,511,512	332,233,215
285,855	316,209	347,347	479,371	304,798	306,936	335,321
284,219,238	323,443,447	365,314,017	615,877,092	288,645,058	293,053,710	343,020,911

# 7 品目別・出荷地

## (1) 鮮魚

品目別・出荷地	計	4月	5月	6月	7月	8月
まぐろ	205,978	15,382	22,285	20,524	22,339	14,869
合計	400,700,905	30,565,043	34,516,693	30,283,684	32,194,991	39,111,516
平均単価	1,945	1,987	1,549	1,476	1,441	2,630
福島	28,855 89,883,918 3,115	2,548 6,785,765 2,663	2,343 7,427,531 3,170	2,879 7,945,772 2,760	2,908 7,230,412 2,486	3,182 10,743,066 3,376
青森	2,517 4,458,346 1,771			25 31,248 1,250	721 817,910 1,134	293 736,365 2,513
岩手	209 391,734 1,874		139 309,435 2,226	47 51,135 1,088	7 5,964 852	
宮城	45,326 54,226,875 1,196	4,432 5,305,610 1,197	4,326 5,536,448 1,280	5,522 4,097,526 742	7,053 5,727,437 812	3,798 3,464,553 912
秋田	133 180,044 1,354				52 76,125 1,464	30 41,360 1,379
山形	51 42,000 824				51 42,000 824	
茨城	3,425 3,223,808 941			89 121,485 1,365		
千葉	51,013 24,757,161 485	3,310 1,986,213 600	9,965 3,564,384 358	5,236 1,736,784 332	5,381 1,931,220 359	727 1,916,994 2,637
東京	51,881 173,369,288 3,342	4,705 15,238,451 3,239	4,845 15,355,263 3,169	4,004 12,591,100 3,145	3,925 12,583,886 3,206	5,130 17,001,715 3,314
新潟	44 22,985 522					
静岡	629 1,447,437 2,301	39 92,611 2,375	35 80,590 2,303	74 118,389 1,600	37 85,420 2,309	43 99,123 2,305
大阪	254 537,591 2,117					
鳥取	3,059 3,873,766 1,266			1,458 1,953,421 1,340	1,601 1,920,345 1,199	
島根	88 95,551 1,086					
山口	3,110 4,021,151 1,293					55 38,136 693
福岡	1,692 1,313,684 776			843 479,913 569		
佐賀	11,626 36,787,325 3,164	348 1,156,393 3,323	632 2,243,042 3,549	347 1,156,911 3,334	603 1,774,272 2,942	1,611 5,070,204 3,147
長崎	385 329,781 857					
宮崎	364 138,108 379					
鹿児島	1,317 1,600,352 1,215					
めばち	630,361	50,739	58,506	46,670	56,555	52,569
合計	758,128,853	61,925,256	57,537,959	48,990,331	57,262,434	71,068,865
平均単価	1,203	1,220	983	1,050	1,013	1,352

# 別・月別取扱高表

単位 上段：数量=kg  
 中断：金額=円  
 下段：単価=円

9月	10月	11月	12月	1月	2月	3月
7,864	8,986	12,221	32,784	17,270	14,548	16,906
23,364,157	23,605,826	26,305,740	65,666,773	34,741,649	26,829,202	33,515,631
2,971	2,627	2,153	2,003	2,012	1,844	1,982
1,663	1,432	1,476	4,479	2,125	1,360	2,460
5,834,467	4,992,166	5,060,563	13,130,947	7,659,210	4,752,577	8,321,442
3,508	3,486	3,429	2,932	3,604	3,495	3,383
254	931	293				
619,207	1,725,760	527,856				
2,438	1,854	1,802				
	16					
	25,200					
	1,575					
1,586	1,786	2,668	4,322	2,806	3,665	3,362
2,568,878	2,802,488	3,686,060	6,262,980	4,344,613	5,140,143	5,290,139
1,620	1,569	1,382	1,449	1,548	1,402	1,574
	31	20				
	41,769	20,790				
	1,347	1,040				
	703	2,628	5			
	684,747	2,408,840	8,736			
	974	917	1,747			
149	346	1,098	10,352	5,280	4,070	5,099
499,296	639,446	994,749	4,249,062	2,619,827	2,029,150	2,590,036
3,351	1,848	906	410	496	499	508
3,287	2,819	3,075	8,990	4,217	3,127	3,757
11,399,380	10,211,058	10,759,258	31,501,953	13,448,072	10,609,839	12,669,313
3,468	3,622	3,499	3,504	3,189	3,393	3,372
		44				
		22,985				
		522				
34	37	57	40	38	29	166
78,962	84,633	133,983	89,516	85,472	65,313	433,425
2,322	2,287	2,351	2,238	2,249	2,252	2,611
66	188					
137,288	400,303					
2,080	2,129					
						88
						95,551
						1,086
168	102	19	1,753	716	297	
131,288	85,428	27,342	2,254,659	996,922	487,376	
781	838	1,439	1,286	1,392	1,641	
			103	267	132	347
			171,959	175,498	155,140	331,174
			1,670	657	1,175	954
657	595	827	2,329	1,644	903	1,130
2,095,391	1,912,828	2,641,746	7,446,558	5,217,684	2,790,878	3,281,418
3,189	3,215	3,194	3,197	3,174	3,091	2,904
					314	71
					280,010	49,771
					892	701
					308	56
					120,373	17,735
					391	317
		16	411	177	343	370
		21,568	550,403	194,351	398,403	435,627
		1,348	1,339	1,098	1,162	1,177
49,416	52,026	57,329	69,997	47,652	39,006	49,896
61,847,270	61,915,842	65,267,145	96,351,568	56,844,309	51,766,496	67,351,378
1,252	1,190	1,138	1,377	1,193	1,327	1,350

(1) 鮮魚

品目別・出荷地	計	4月	5月	6月	7月	8月
めばち	36,513	1,443	3,664	2,645	4,058	1,250
福島	47,492,368	2,481,103	3,336,456	2,315,846	3,221,705	2,481,800
	1,301	1,719	911	876	794	1,985
宮城	60,398	3,236	4,820	3,963	7,060	5,394
	80,107,216	3,902,420	5,190,688	4,071,889	7,217,252	6,947,388
	1,326	1,206	1,077	1,027	1,022	1,288
秋田	337					
	392,595					
	1,165					
群馬	106	23	20	18	14	7
	227,052	49,266	42,840	38,556	29,988	14,994
	2,142	2,142	2,142	2,142	2,142	2,142
千葉	138,785	10,971	12,168	14,525	13,533	9,107
	153,473,233	12,039,412	10,123,959	12,689,498	11,339,033	9,771,949
	1,106	1,097	832	874	838	1,073
東京	223,547	21,314	27,095	15,430	21,820	19,971
	263,044,369	26,241,238	26,704,813	16,730,391	23,649,470	27,569,854
	1,177	1,231	986	1,084	1,084	1,380
静岡	2,431	249	235	218	197	221
	5,953,569	597,296	578,857	521,575	480,419	535,815
	2,449	2,399	2,463	2,393	2,439	2,425
大阪	14,816	496	790	791	1,413	2,489
	14,991,588	527,730	609,420	720,405	1,277,273	2,699,603
	1,012	1,064	771	911	904	1,085
愛媛	470			8	60	99
	1,858,500			51,450	315,000	383,775
	3,954			6,431	5,250	3,877
佐賀	37		37			
	124,320		124,320			
	3,360		3,360			
宮崎	123					
	54,952					
	447					
鹿児島	560				156	205
	999,285				233,730	378,420
	1,784				1,498	1,846
沖縄	152,238	13,007	9,677	9,072	8,244	13,826
	189,409,806	16,086,791	10,826,606	11,850,721	9,498,564	20,285,267
	1,244	1,237	1,119	1,306	1,152	1,467
きわだ	28,274	3,975	3,229	4,407	3,667	4,222
合計	29,180,800	5,358,274	2,560,901	4,084,330	3,616,606	4,119,796
平均単価	1,032	1,348	793	927	986	976
福島	5,545	676	1,297	616	972	653
	7,030,206	1,264,711	799,052	742,978	1,018,031	923,747
	1,268	1,871	616	1,206	1,047	1,415
宮城	3,626	359	418	450	428	1,328
	3,357,394	492,198	362,439	336,924	363,831	1,080,316
	926	1,371	867	749	850	813
秋田	77					77
	105,105					105,105
	1,365					1,365
千葉	8,016	1,581	259	1,192	1,186	1,724
	6,708,109	1,877,138	167,181	776,853	1,142,637	1,390,288
	837	1,187	645	652	963	806
東京	7,687	999	942	1,988	835	440
	8,586,536	1,292,760	893,814	2,171,400	813,962	620,340
	1,117	1,294	949	1,092	975	1,410
静岡	748					
	1,095,493					
	1,465					
大阪	20	20				
	14,700	14,700				
	735	735				
宮崎	253	73	39	52	89	
	230,791	84,316	40,950	21,840	83,685	
	912	1,155	1,050	420	940	

上段：数量=kg  
 单位 中断：金額=円  
 下段：単価=円

9月	10月	11月	12月	1月	2月	3月
1,948	4,490	1,675	6,813	5,790	1,394	1,343
3,349,603	6,103,791	2,755,057	9,281,722	7,628,616	2,110,587	2,426,082
1,720	1,359	1,645	1,362	1,318	1,514	1,806
6,262	5,092	8,914	5,586	4,435	3,122	2,514
8,703,093	8,093,673	11,944,422	9,640,218	5,720,537	4,506,663	4,168,973
1,390	1,589	1,340	1,726	1,290	1,444	1,658
94	199		44			
97,230	202,965		92,400			
1,034	1,020		2,100			
1	8	5	7	3		
2,142	17,136	10,710	14,994	6,426		
2,142	2,142	2,142	2,142	2,142		
6,453	9,917	14,406	15,011	9,275	8,224	15,195
7,154,229	11,934,201	17,409,580	21,229,373	11,250,483	10,435,852	18,095,664
1,109	1,203	1,208	1,414	1,213	1,269	1,191
16,920	17,713	21,959	22,983	11,606	10,333	16,403
20,516,951	19,711,457	22,755,302	30,382,016	13,535,793	13,536,076	21,711,008
1,213	1,113	1,036	1,322	1,166	1,310	1,324
197	180	159	216	134	161	264
485,528	444,915	381,475	541,766	330,235	402,117	653,571
2,465	2,472	2,399	2,508	2,464	2,498	2,476
1,578	1,656	619	952	1,832	1,353	847
1,505,595	1,521,766	494,445	1,297,433	2,065,455	1,389,413	883,050
954	919	799	1,363	1,127	1,027	1,043
43	81	29	36	30	42	42
382,200	353,325	76,020	80,010	51,660	76,860	88,200
8,888	4,362	2,621	2,223	1,722	1,830	2,100
					123	
					54,952	
					447	
23			66		110	
36,225			117,810		233,100	
1,575			1,785		2,119	
15,897	12,690	9,563	18,283	14,547	14,144	13,288
19,614,474	13,532,613	9,440,134	23,673,826	16,255,104	19,020,876	19,324,830
1,234	1,066	987	1,295	1,117	1,345	1,454
1,142	464	761	546	604	2,802	2,455
1,342,184	752,157	1,016,821	838,489	782,377	2,413,369	2,295,496
1,175	1,621	1,336	1,536	1,295	861	935
146	205	219	217	164	174	206
270,365	394,527	377,560	424,211	259,897	301,121	254,006
1,852	1,925	1,724	1,955	1,585	1,731	1,233
68						575
85,680						636,006
1,260						1,106
29			29	41	1,573	402
24,360			16,748	51,555	980,230	281,119
840			578	1,257	623	699
205	154	267	252	306	843	456
225,330	203,280	336,000	326,970	334,215	889,665	478,800
1,099	1,320	1,258	1,298	1,092	1,055	1,050
	105	175	48	93	114	213
	154,350	250,026	70,560	136,710	169,630	314,217
	1,470	1,429	1,470	1,470	1,488	1,475

## (1) 鮮魚

品目別・出荷地	計	4月	5月	6月	7月	8月
きわだ	932			109	122	
鹿児島	585,091			34,335	146,685	
	628			315	1,202	
沖縄	1,370	267	274		35	
	1,467,375	332,451	297,465		47,775	
	1,071	1,245	1,086		1,365	
かじき類	15,763	1,524	1,920	1,727	2,045	2,224
合計	11,042,550	1,058,553	1,182,553	1,122,311	1,257,958	1,449,781
平均単価	701	695	616	650	615	652
岩手	53					53
	59,441					59,441
	1,122					1,122
宮城	15,036	1,515	1,920	1,727	2,045	2,171
	10,554,415	1,051,413	1,182,553	1,122,311	1,257,958	1,390,340
	702	694	616	650	615	640
千葉	674	9				
	428,694	7,140				
	636	793				
たい	232,137	21,115	23,894	17,989	19,837	20,018
合計	223,377,321	21,678,814	21,478,288	16,782,518	18,718,894	19,868,033
平均単価	962	1,027	899	933	944	993
福島	19,415	2,526	2,379	2,166	1,878	2,518
	19,898,179	2,594,355	2,346,198	2,047,214	1,887,103	2,639,833
	1,025	1,027	986	945	1,005	1,048
青森	3,976	289	625	1,612	343	186
	3,034,534	358,040	302,198	919,869	307,534	189,790
	763	1,239	484	571	897	1,020
岩手	1,002			107	581	279
	409,996			53,415	219,475	123,912
	409			499	378	444
宮城	6,097			37	1,162	2,823
	3,164,063			17,115	784,721	1,362,682
	519			463	675	483
秋田	403		11	34	84	52
	496,473		1,727	12,507	153,123	48,799
	1,232		157	368	1,823	938
山形	2,967	106	207	612	335	264
	2,876,854	122,136	115,145	500,165	396,226	290,852
	970	1,152	556	817	1,183	1,102
茨城	5,937	20	900	1,737	325	2
	2,472,075	3,897	453,305	624,515	132,987	4,463
	416	195	504	360	409	2,232
千葉	22,692	1,781	3,088	1,264	2,684	573
	22,893,591	2,528,286	2,574,084	1,671,744	1,932,012	1,037,001
	1,009	1,420	834	1,323	720	1,810
東京	17,856	1,610	2,092	1,777	1,325	1,318
	24,500,951	2,397,017	2,930,906	2,727,474	2,073,214	1,870,915
	1,372	1,489	1,401	1,535	1,565	1,420
神奈川	71	71				
	51,109	51,109				
	720	720				
新潟	857	185	233	66	90	4
	574,296	191,617	69,097	21,699	117,327	3,087
	670	1,036	297	329	1,304	772
富山	58		18			40
	26,166		11,466			14,700
	451		637			368
福井	30			3		
	88,200			8,820		
	2,940			2,940		
静岡	19,936	1,013	2,447	1,657	2,687	2,075
	20,969,233	1,094,120	1,897,512	1,485,341	2,468,018	2,478,968
	1,052	1,080	775	896	919	1,195
三重	14,929	1,313	1,067	994	1,379	1,292
	14,110,783	1,214,522	999,233	952,662	1,342,136	1,261,573
	945	925	936	958	973	976



上段：数量=kg  
 单位 中断：金額=円  
 下段：単価=円

9月	10月	11月	12月	1月	2月	3月
					98	603
					72,723	331,348
					742	549
694		100				
736,449		53,235				
1,061		532				
1,747	1,269	1,273	989	331	301	413
1,132,416	842,845	919,376	760,459	304,534	396,177	615,587
648	664	722	769	920	1,316	1,491
1,747	1,269	1,273	404	302	282	381
1,132,416	842,845	919,376	412,972	291,241	376,227	574,763
648	664	722	1,022	964	1,334	1,509
			585	29	19	32
			347,487	13,293	19,950	40,824
			594	458	1,050	1,276
15,227	17,003	17,131	24,648	15,370	17,528	22,377
15,011,724	15,868,113	17,467,341	25,161,481	15,445,770	15,353,252	20,543,093
986	933	1,020	1,021	1,005	876	918
2,215	2,467	853	677	424	987	325
2,103,926	1,804,474	899,341	1,241,410	1,050,017	691,183	593,125
950	731	1,054	1,834	2,476	700	1,825
213	197	118	17	66	13	297
271,499	189,396	52,585	19,898	55,440	9,776	358,509
1,275	961	446	1,170	840	752	1,207
13	11	5	6			
5,082	5,256	1,701	1,155			
391	478	340	193			
831	982	172	48	42		
485,670	427,262	53,958	23,940	8,715		
584	435	314	499	208		
54	42	13	113			
82,914	62,076	28,445	106,882			
1,535	1,478	2,188	946			
562	383	141	97		134	126
605,375	407,302	146,696	69,762		83,806	139,389
1,077	1,063	1,040	719		625	1,106
133	981	181	1,027	331	187	113
68,000	531,697	56,224	419,414	83,848	51,623	42,102
511	542	311	408	253	276	373
540	1,215	1,013	1,103	645	4,200	4,586
635,908	1,702,973	1,855,444	1,954,439	1,152,384	2,776,917	3,072,399
1,178	1,402	1,832	1,772	1,787	661	670
1,026	1,085	1,828	1,988	959	1,075	1,773
1,491,080	1,485,116	2,225,215	2,438,707	1,282,712	1,426,180	2,152,415
1,453	1,369	1,217	1,227	1,338	1,327	1,214
	105	16	39		8	111
	41,092	25,893	11,269		1,890	91,325
	391	1,618	289		236	823
			3	3	9	12
			8,820	8,820	26,460	35,280
			2,940	2,940	2,940	2,940
1,095	473	1,217	2,875	2,086	875	1,436
1,234,707	801,050	1,400,515	3,282,549	2,238,120	956,450	1,631,883
1,128	1,694	1,151	1,142	1,073	1,093	1,136
1,175	1,122	1,003	2,022	1,078	976	1,508
1,135,712	1,088,878	945,625	1,943,002	973,557	896,036	1,357,847
967	970	943	961	903	918	900

## (1) 鮮魚

品目別・出荷地	計	4月	5月	6月	7月	8月
たい	419	393				
島根	288,112	261,232				
	688	665				
山口	2,395	135	293	61	51	281
	2,862,615	127,944	262,145	81,816	53,940	371,855
	1,195	948	895	1,341	1,058	1,323
愛媛	93,736	7,619	6,385	4,974	5,570	7,424
	84,771,276	6,867,829	5,805,937	4,756,028	5,418,097	7,027,607
	904	901	909	956	973	947
福岡	1,706	758	518			
	966,879	474,026	241,571			
	567	625	466			
長崎	406	176				50
	378,873	161,785				52,500
	933	919				1,050
大分	988	80	320	52	97	3
	1,023,588	115,681	222,193	37,234	99,951	9,114
	1,036	1,446	694	716	1,030	3,038
宮崎	456	73	128	15	28	9
	669,594	139,325	180,330	25,316	48,615	18,407
	1,468	1,909	1,409	1,688	1,736	2,045
鹿児島	15,805	2,967	3,183	821	1,218	825
	16,849,881	2,975,893	3,065,241	839,584	1,284,415	1,061,975
	1,066	1,003	963	1,023	1,055	1,287
かつお	1,287,274	95,361	206,145	232,669	249,855	195,974
合計	658,762,372	63,081,212	97,285,441	100,173,816	104,150,212	111,913,097
平均単価	512	661	472	431	417	571
福島	154,682		31,371	64,774	41,577	8,406
	67,560,500		12,630,201	25,715,880	16,440,082	6,230,852
	437		403	397	395	741
青森	60					
	7,560					
	126					
岩手	5,016			1,817		2,984
	2,857,292			765,043		1,911,826
	570			421		641
宮城	399,377		5,542	36,518	124,250	122,115
	210,808,503		2,092,520	16,914,665	55,160,683	72,633,793
	528		378	463	444	595
茨城	2,453	412		778	350	674
	1,519,385	301,857		387,729	147,042	408,087
	619	733		498	420	605
千葉	555,245	45,338	143,594	122,821	78,306	57,294
	261,205,514	30,169,185	67,690,621	53,303,653	29,639,504	27,732,211
	470	665	471	434	379	484
東京	2,049	657				
	2,064,345	445,852				
	1,007	679				
神奈川	95					
	111,059					
	1,169					
新潟	15					
	4,568					
	305					
福井	23					
	49,539					
	2,154					
静岡	10,628	388	4,452	1,606	15	
	5,728,104	289,706	2,095,659	801,846	18,900	
	539	747	471	499	1,260	
和歌山	210	210				
	105,017	105,017				
	500	500				
福岡	4,959			272		2,125
	3,757,233			94,314		1,489,909
	758			347		701

上段：数量=kg  
 单位 中断：金額=円  
 下段：単価=円

9月	10月	11月	12月	1月	2月	3月
26 26,880 1,034						
318 323,693 1,018	298 267,689 898	130 138,801 1,068	389 561,920 1,445	235 327,452 1,393	156 275,817 1,768	48 69,543 1,449
6,687 6,214,401 929	7,397 6,799,929 919	8,826 8,121,191 920	12,579 11,083,056 881	8,119 6,828,284 841	7,850 6,925,711 882	10,306 8,923,206 866
		200 63,000 315	95 73,533 774	44 40,792 927	91 73,957 813	
		10 15,750 1,575	65 59,325 913	80 67,200 840	25 22,313 893	
	33 40,468 1,226	19 24,318 1,280	72 74,928 1,041	232 220,391 950		80 179,310 2,241
5 5,166 1,033	2 3,024 1,512	49 85,314 1,741	58 64,545 1,113	28 24,004 857	18 22,554 1,253	43 52,994 1,232
334 321,711 963	210 210,431 1,002	1,337 1,327,325 993	1,375 1,722,927 1,253	998 1,084,034 1,086	924 1,112,579 1,204	1,613 1,843,766 1,143
116,947 65,827,828 563	67,648 38,358,597 567	23,067 19,466,068 844	3,856 4,761,818 1,235	5,488 4,655,574 848	32,364 15,970,039 493	57,900 33,118,670 572
4,653 3,796,320 816	2,489 1,453,161 584	712 633,188 889		257 232,514 905	218 193,548 888	225 234,754 1,043
	60 7,560 126					
141 107,196 760	74 73,227 990					
66,549 37,004,062 556	35,749 19,305,736 540	8,589 7,652,933 891		65 44,111 679		
		71 89,670 1,263				168 185,000 1,101
27,076 11,309,058 418	16,692 7,446,677 446	4,022 2,963,689 737	1,747 2,046,508 1,171	3,857 3,044,214 789	23,332 10,417,361 446	31,166 15,442,833 496
		21 51,240 2,440	230 457,592 1,990	243 453,334 1,866		898 656,327 731
18 18,018 1,001		77 93,041 1,208				
	3 693 231	12 3,875 323				
			23 49,539 2,154			
126 158,760 1,260	6 6,930 1,155	30 18,900 630			1,371 795,472 580	2,634 1,541,931 585
1,571 1,232,164 784	141 118,020 837	385 91,480 238	369 564,450 1,530	96 166,896 1,739		

## (1) 鮮魚

品目別・出荷地	計	4月	5月	6月	7月	8月
かつお	11,560		544		2,839	1,577
長崎	7,944,573		182,785		1,421,946	968,433
	687		336		501	614
宮崎	40,968	14,631	5,678			
	21,844,407	8,168,878	3,569,852			
	533	558	629			
鹿児島	99,934	33,725	14,964	4,083	2,518	799
	73,194,773	23,600,717	9,023,803	2,190,686	1,322,055	537,986
	732	700	603	537	525	673
さけ	109,006	3,926	4,118	6,683	7,605	7,419
合計	90,087,824	4,316,345	4,188,773	5,979,433	6,594,671	7,225,627
平均単価	826	1,099	1,017	895	867	974
福島	254					
	241,354					
	950					
北海道	15,117		56	126	167	1,851
	10,420,776		46,704	96,186	145,720	1,533,520
	689		834	763	873	828
青森	16,667	18	127			
	9,846,943	30,912	110,104			
	591	1,717	867			
岩手	17,170		104			51
	6,981,662		58,754			29,758
	407		565			583
宮城	24,794	1,235	1,940	4,820	5,532	2,588
	20,659,581	1,079,400	1,408,809	3,588,481	3,886,577	1,880,866
	833	874	726	744	703	727
秋田	296					
	137,235					
	464					
茨城	789					
	324,042					
	411					
千葉	1,815	312	259	210	190	137
	1,920,621	278,961	238,312	198,656	189,853	141,819
	1,058	894	920	946	999	1,035
東京	21,039	905	626	628	690	1,700
	22,608,835	1,008,585	864,766	792,431	897,432	1,947,155
	1,075	1,114	1,381	1,262	1,301	1,145
富山	72					
	22,723					
	316					
静岡	89					
	97,007					
	1,090					
愛知	218					
	285,881					
	1,311					
三重	165	165				
	189,788	189,788				
	1,150	1,150				
京都	5,397	351	392	380	410	761
	10,157,092	628,300	712,247	677,592	721,324	1,264,276
	1,882	1,790	1,817	1,783	1,759	1,661
兵庫	3,190	661	315	305	257	233
	3,869,473	773,437	381,268	368,993	318,581	301,030
	1,213	1,170	1,210	1,210	1,240	1,292
愛媛	1,934	279	299	214	359	98
	2,324,811	326,962	367,809	257,094	435,184	127,203
	1,202	1,172	1,230	1,201	1,212	1,298
ます	3,636	1,364	1,667	79	12	30
合計	2,551,559	1,066,056	795,470	34,944	6,615	11,970
平均単価	702	782	477	442	551	399
福島	3	3				
	2,352	2,352				
	784	784				

上段：数量=kg  
 单位 中断：金額=円  
 下段：単価=円

9月	10月	11月	12月	1月	2月	3月
6,157 4,893,669 795	443 477,740 1,078					
	162 132,809 820	990 532,044 537	508 393,712 775	887 517,303 583	5,580 2,675,234 479	12,532 5,854,575 467
10,656 7,308,581 686	11,829 9,336,044 789	8,158 7,336,008 899	979 1,250,017 1,277	83 197,202 2,376	1,863 1,888,424 1,014	10,277 9,203,250 896
16,712 12,730,011 762	23,180 14,551,188 628	20,290 12,209,599 602	10,005 9,283,183 928	2,883 4,022,769 1,395	2,915 4,050,620 1,390	3,270 4,935,605 1,509
	21 6,679 318	74 74,970 1,013	98 98,280 1,003	38 37,800 995	23 23,625 1,027	
7,365 5,192,023 705	5,229 3,117,578 596	285 169,838 596	34 77,207 2,271	4 42,000 10,500		
115 36,814 320	6,001 3,498,592 583	9,266 5,407,169 584	1,140 763,352 670			
1,404 620,844 442	4,904 2,167,917 442	6,861 2,617,730 382	3,846 1,486,659 387			
1,086 887,184 817	2,232 1,353,243 606	1,077 939,425 872	1,428 1,725,150 1,208	974 1,290,408 1,325	880 1,177,785 1,338	1,002 1,442,253 1,439
176 93,135 529	90 33,075 368	30 11,025 368				
	316 219,939 696	473 104,103 220				
35 38,325 1,095	223 253,733 1,138	223 276,660 1,241	156 206,127 1,321	30 40,950 1,365		40 57,225 1,431
5,582 4,508,864 808	3,193 2,489,086 780	1,001 1,202,169 1,201	2,192 3,005,838 1,371	1,448 1,878,930 1,298	1,653 2,106,726 1,274	1,421 1,906,853 1,342
		72 22,723 316				
	68 71,051 1,045		21 25,956 1,236			
			218 285,881 1,311			
368 669,544 1,819	451 829,690 1,840	525 924,994 1,762	722 1,411,353 1,955	280 584,693 2,088	272 628,551 2,311	485 1,104,528 2,277
364 432,027 1,187	265 296,612 1,119	252 290,541 1,153	129 168,442 1,306	21 28,256 1,346	66 85,540 1,296	322 424,746 1,319
217 251,251 1,158	187 213,993 1,144	151 168,252 1,114	21 28,938 1,378	88 119,732 1,361	21 28,393 1,352	
					256 275,185 1,075	228 361,319 1,585

## (1) 鮮魚

品目別・出荷地	計	4月	5月	6月	7月	8月
ます	627	237	296	62	12	
北海道	483,850	263,437	183,180	18,018	6,615	
	772	1,112	619	291	551	
青森	879	449	45			
	1,098,614	503,701	45,402			
	1,250	1,122	1,009			
岩手	1,424	615	787	17		
	722,448	277,823	420,874	16,926		
	507	452	535	996		
宮城	671	60	537			
	230,477	18,743	144,166			
	343	312	268			
秋田	2		2			
	1,848		1,848			
	924		924			
東京	30					30
	11,970					11,970
	399					399
にしん	4,149	836	219	676	293	245
合計	1,561,833	274,475	73,177	194,798	91,350	76,535
平均単価	376	328	334	288	312	312
福島	6			6		
	651			651		
	109			109		
北海道	3,185	206	219	670	243	245
	1,180,866	63,630	73,177	194,147	72,765	76,535
	371	309	334	290	299	312
東京	908	630				
	361,731	210,845				
	398	335				
新潟	50				50	
	18,585				18,585	
	372				372	
いわし	116,385	10,959	12,328	14,553	9,542	7,537
合計	48,740,007	4,212,996	3,970,793	4,374,664	3,875,767	3,391,749
平均単価	419	384	322	301	406	450
福島	2,882	29	60	1,539	24	20
	1,579,413	100,139	89,880	406,321	97,776	81,480
	548	3,453	1,498	264	4,074	4,074
北海道	537					189
	387,293					145,373
	721					769
青森	13,796	750	3,005	2,830	1,432	2,148
	4,023,906	168,370	762,205	807,142	534,137	615,731
	292	224	254	285	373	287
岩手	1,038		50		50	
	381,310		9,188		10,500	
	367		184		210	
宮城	10,215	12	131	3,602	1,147	927
	2,963,683	19,607	99,675	800,547	242,787	229,449
	290	1,634	761	222	212	248
秋田	313		313			
	54,863		54,863			
	175		175			
山形	150		150			
	15,750		15,750			
	105		105			
茨城	261	111		100		
	53,813	20,475		14,963		
	206	184		150		
千葉	22,555	3,394	4,446	3,889	3,654	891
	6,436,575	823,967	1,027,754	839,634	1,399,707	326,550
	285	243	231	216	383	366
東京	9,623	2,320	325	38	225	560
	5,280,606	909,781	147,003	25,851	164,589	538,388
	549	392	452	680	732	961

単位 上段：数量=kg  
 中断：金額=円  
 下段：単価=円

9月	10月	11月	12月	1月	2月	3月
					20	
					12,600	
					630	
					236	149
					262,585	286,926
					1,113	1,926
						5
						6,825
						1,365
						74
						67,568
						913
5	74	226	232	309	764	270
2,940	48,379	119,123	106,682	160,094	272,792	141,488
588	654	527	460	518	357	524
5	61	146	217	299	604	270
2,940	38,194	60,375	98,807	154,844	203,964	141,488
588	626	414	455	518	338	524
	13	80	15	10	160	
	10,185	58,748	7,875	5,250	68,828	
	783	734	525	525	430	
5,366	5,887	6,270	9,691	12,249	9,269	12,734
2,779,222	3,330,654	3,564,712	4,079,752	5,082,124	4,682,652	5,394,922
518	566	569	421	415	505	424
8	12	248	63	619	236	24
32,592	65,184	168,756	26,040	285,201	128,268	97,776
4,074	5,432	680	413	461	544	4,074
108	52	110	78			
102,060	39,900	61,110	38,850			
945	767	556	498			
175			2,895	561		
104,581			803,521	228,219		
598			278	407		
			48	225	665	
			17,640	95,445	248,537	
			368	424	374	
744	233	57	46	3,087	227	2
210,128	154,739	46,861	38,890	947,632	163,939	9,429
282	664	822	845	307	722	4,715
					50	
					18,375	
					368	
139	145	40	1,715	2,408	1,078	756
86,364	33,705	33,600	526,922	709,695	425,397	203,280
621	232	840	307	295	395	269
593	1,100	325	235	350	602	2,950
520,223	722,190	318,940	191,364	237,510	397,481	1,107,286
877	657	981	814	679	660	375

## (1) 鮮魚

品目別・出荷地	計	4月	5月	6月	7月	8月
いわし 神奈川	7,940 3,289,823 414	581 272,370 469	1,004 448,665 447	442 218,295 494	496 180,182 363	632 342,510 542
新潟	486 179,152 369	61 12,180 200	35 9,451 270			
富山	940 249,062 265	600 175,614 293	300 45,308 151			
静岡	2,975 1,045,180 351	150 28,508 190	350 77,701 222			600 214,098 357
愛知	30 64,092 2,136	5 10,290 2,058		5 10,290 2,058		
三重	650 181,389 279				650 181,389 279	
広島	200 90,722 454					
山口	1 1,260 1,260				1 1,260 1,260	
愛媛	869 1,739,430 2,002	134 279,090 2,083	89 183,330 2,060	110 238,770 2,171	87 189,630 2,180	82 175,770 2,144
福岡	100 27,458 275	100 27,458 275				
大分	40,824 20,695,227 507	2,712 1,365,147 503	2,070 1,000,020 483	1,998 1,012,851 507	1,776 873,810 492	1,488 722,400 485
あじ 計 平均単価	202,948 118,737,405 585	16,964 11,301,799 666	22,665 11,937,158 527	19,582 11,541,022 589	21,904 13,093,905 598	18,422 11,652,975 633
福島	2,860 746,976 261	18 13,083 727	330 39,638 120		55 5,775 105	22 28,224 1,283
青森	325 93,708 288					
岩手	179 22,680 127					30 6,300 210
宮城	16,275 6,171,715 379		1,149 396,325 345	2,538 786,585 310	2,086 732,589 351	2,898 1,369,941 473
山形	368 72,387 197		55 4,872 89	255 54,600 214		
茨城	16,866 4,119,244 244	99 17,956 181	243 52,417 216	2,491 652,214 262	747 237,563 318	312 90,627 290
千葉	44,048 19,406,492 441	4,091 2,410,748 589	6,662 2,728,999 410	2,770 1,293,738 467	7,193 3,037,725 422	4,499 2,241,304 498
東京	27,523 21,472,152 780	3,551 2,410,472 679	2,844 2,010,712 707	2,471 1,982,269 802	2,765 2,191,501 793	3,356 2,274,967 678
神奈川	755 534,820 708	65 63,525 977	400 229,689 574	65 55,650 856	150 127,155 848	
新潟	3,592 1,099,578 306	192 75,758 395	1,431 144,514 101	435 209,216 481	420 244,913 583	125 49,613 397



上段：数量=kg  
 单位 中断：金額=円  
 下段：単価=円

9月	10月	11月	12月	1月	2月	3月
90	465	120			10	4,100
46,935	248,431	133,350			7,350	1,391,735
522	534	1,111			735	339
					390	
					157,521	
					404	
						40
						28,140
						704
1,225		400				250
493,556		174,617				56,700
403		437				227
				5	5	10
				10,878	10,878	21,756
				2,176	2,176	2,176
					75	125
					38,221	52,501
					510	420
28	100	38	57	36	29	79
63,000	141,750	84,420	113,400	64,260	56,700	149,310
2,250	1,418	2,222	1,989	1,785	1,955	1,890
2,256	3,780	4,932	4,554	4,958	5,902	4,398
1,119,783	1,924,755	2,543,058	2,323,125	2,503,284	3,029,985	2,277,009
496	509	516	510	505	513	518
15,014	15,045	15,721	14,445	12,356	14,421	16,409
8,576,737	8,082,638	8,556,528	8,368,684	7,817,502	7,931,099	9,877,358
571	537	544	579	633	550	602
636	778	310	59	270	52	330
216,690	221,142	38,590	14,490	39,375	14,994	114,975
341	284	124	246	146	288	348
						325
						93,708
						288
	108	36			5	
	11,340	5,040			0	
	105	140			0	
4,373	2,226	429	322		254	
1,871,420	692,502	155,243	96,023		71,087	
428	311	362	298		280	
			8			50
			5,040			7,875
			630			158
969	1,448	295	1,620	3,238	3,629	1,775
174,073	214,923	55,085	368,989	756,251	904,421	594,725
180	148	187	228	234	249	335
2,090	1,966	5,585	1,854	586	2,373	4,379
842,578	806,146	1,970,539	603,075	484,316	944,168	2,043,156
403	410	353	325	826	398	467
1,398	1,298	1,574	2,704	2,547	1,621	1,394
1,212,883	1,307,724	1,256,332	1,879,579	2,181,298	1,364,681	1,399,734
868	1,007	798	695	856	842	1,004
75						
58,801						
784						
	450	55	174			310
	165,645	24,676	27,007			158,236
	368	449	155			510

## (1) 鮮魚

品目別・出荷地	計	4月	5月	6月	7月	8月
あじ	10,013	370	1,178	745	1,090	921
富山	3,026,926	106,890	296,415	210,368	289,590	260,295
	302	289	252	282	266	283
静岡	1,220		250	70	50	
	422,311		91,875	47,250	31,500	
	346		368	675	630	
三重	269				114	
	177,135				85,575	
	658				751	
兵庫	100	50	50			
	136,500	68,250	68,250			
	1,365	1,365	1,365			
島根	1,529			346	595	448
	1,693,940			360,177	656,775	549,413
	1,108			1,041	1,104	1,226
広島	2,618	100		50	150	450
	1,461,556	78,488		43,050	98,438	271,425
	558	785		861	656	603
山口	3,460	78	273	692	245	260
	3,079,653	119,490	292,635	728,595	268,275	296,100
	890	1,532	1,072	1,053	1,095	1,139
愛媛	6,291	626	586	687	624	820
	9,098,541	822,143	650,124	863,477	825,547	1,107,940
	1,446	1,313	1,109	1,257	1,323	1,351
高知	250					
	92,140					
	369					
福岡	14,792	1,624	1,926	1,598	1,131	696
	9,774,165	1,118,314	1,230,961	1,001,779	865,697	514,221
	661	689	639	627	765	739
佐賀	38,106	4,042	3,593	3,348	3,936	2,985
	26,616,215	2,650,334	2,558,492	2,538,762	2,816,484	2,090,673
	698	656	712	758	716	700
長崎	8,845	1,795	1,566	830	350	485
	6,108,386	1,018,398	988,318	464,366	307,388	370,178
	691	567	631	559	878	763
大分	399		90	124	68	9
	526,936		89,775	179,699	77,700	26,460
	1,321		998	1,449	1,143	2,940
宮崎	1,259	32	11	37	122	90
	1,775,912	65,113	21,567	47,177	172,736	91,098
	1,411	2,035	1,961	1,275	1,416	1,012
鹿児島	1,006	231	28	30	13	16
	1,007,337	262,837	41,580	22,050	20,979	14,196
	1,001	1,138	1,485	735	1,614	887
さば類	157,126	18,143	16,301	11,755	14,122	11,253
合計	48,714,602	5,039,938	4,001,783	3,251,000	3,930,190	3,385,193
平均単価	310	278	245	277	278	301
福島	9,475	494	1,003	10		
	2,892,129	291,285	418,029	3,276		
	305	590	417	328		
青森	17,896	20	90	110	395	5,999
	4,653,989	8,610	39,690	48,510	89,250	1,224,090
	260	431	441	441	226	204
岩手	5,319				2,748	1,991
	1,478,186				732,523	560,469
	278				267	282
宮城	6,042	14	32	181	1,402	1,370
	2,072,263	40,845	30,870	45,093	433,339	424,508
	343	2,918	965	249	309	310
山形	35			3		
	15,383			4,883		
	440			1,628		
茨城	2,619			471	1,639	100
	506,062			133,035	268,467	19,950
	193			282	164	200

上段：数量=kg  
 单位 中断：金額=円  
 下段：単価=円

9月	10月	11月	12月	1月	2月	3月
1,080	1,083	998	623	232	378	1,315
298,935	285,915	265,049	332,748	124,111	193,310	363,300
277	264	266	534	535	511	276
	150				600	100
	49,298				169,838	32,550
	329				283	326
155						
91,560						
591						
140						
127,575						
911						
50	128		500	450	640	100
25,725	93,084		246,226	215,567	311,853	77,700
515	727		492	479	487	777
365	800	265	385		18	79
238,876	589,314	206,588	232,575		23,205	84,000
654	737	780	604		1,289	1,063
551	334	408	504	332	375	444
853,089	560,278	622,275	863,164	584,758	573,628	772,118
1,548	1,677	1,525	1,713	1,761	1,530	1,739
			250			
			92,140			
			369			
102	127	1,266	2,066	1,610	1,178	1,468
162,312	141,552	788,835	1,142,684	1,045,015	747,486	1,015,309
1,591	1,115	623	553	649	635	692
2,379	3,320	3,268	2,332	2,545	2,743	3,615
1,678,041	2,248,486	2,229,594	1,674,250	1,774,554	1,924,980	2,431,565
705	677	682	718	697	702	673
594	693	824	923	105	195	485
579,760	506,208	571,520	637,068	102,375	201,602	361,205
976	730	694	690	975	1,034	745
				54		54
				66,466		86,836
				1,231		1,608
52	74	70	20	284	339	128
138,959	146,640	99,972	29,862	327,086	456,971	178,731
2,672	1,982	1,428	1,493	1,152	1,348	1,396
5	62	338	101	103	21	58
5,460	42,441	267,190	123,764	116,330	28,875	61,635
1,092	685	791	1,225	1,129	1,375	1,063
11,801	11,923	15,013	10,513	11,854	8,371	16,077
3,692,125	4,266,609	4,742,675	4,063,998	4,063,435	3,136,401	5,141,255
313	358	316	387	343	375	320
50	508	1,430	475	3,855	495	1,155
6,510	169,208	325,815	118,020	1,094,836	157,605	307,545
130	333	228	248	284	318	266
7,872	3,140		270			
2,231,114	955,920		56,805			
283	304		210			
378		134	55	13		
129,596		39,271	14,962	1,365		
343		293	272	105		
631	620	675	1,012		15	90
148,638	191,898	302,946	411,285		14,963	27,878
236	310	449	406		998	310
			32			
			10,500			
			328			
125	22		155	10	44	53
23,625	3,859		33,810	3,150	11,650	8,516
189	175		218	315	265	161

## (1) 鮮魚

品目別・出荷地	計	4月	5月	6月	7月	8月
さば類	43,225	4,880	4,620	1,925	1,455	31
千葉	13,035,758	1,128,645	1,054,179	448,245	352,853	13,125
	302	231	228	233	243	423
東京	6,690	1,475	50		375	50
	2,580,953	417,533	18,900		95,340	18,900
	386	283	378		254	378
神奈川	29,414	2,595	8,475	8,134	5,335	430
	6,418,965	598,920	1,598,940	1,752,870	1,161,825	103,110
	218	231	189	215	218	240
新潟	886			5		
	316,833			851		
	358			170		
静岡	25,175	7,618	1,465	150	250	650
	5,466,500	1,551,795	284,445	30,450	42,000	121,065
	217	204	194	203	168	186
愛知	2,335	145	222	212	212	261
	2,078,143	128,520	197,064	188,496	188,496	231,336
	890	886	888	889	889	886
三重	3,344			250		
	829,185			67,410		
	248			270		
広島	25					
	21,000					
	840					
山口	12					
	14,364					
	1,197					
愛媛	789	269	201			
	1,291,220	427,739	308,358			
	1,637	1,590	1,534			
福岡	1,267	421		23		25
	683,165	234,061		14,680		14,700
	539	556		638		588
長崎	59					
	69,101					
	1,171					
大分	30					
	40,500					
	1,350					
宮崎	2,192	71		281	298	346
	4,119,364	134,379		513,201	563,472	653,940
	1,879	1,893		1,826	1,891	1,890
鹿児島	297	141	143		13	
	131,539	77,606	51,308		2,625	
	443	550	359		202	
さんま	561,059	10,576	7,578	9,290	10,574	28,051
合計	287,913,317	3,173,226	2,265,942	2,555,574	4,081,329	21,196,665
平均単価	513	300	299	275	386	756
福島	155,826	9,810	6,872	8,948	9,772	9,954
	56,917,949	2,920,176	2,038,092	2,443,644	2,725,674	2,624,874
	365	298	297	273	279	264
北海道	100,253	540	530	260	674	17,534
	74,825,415	134,820	154,350	66,570	1,250,025	17,930,976
	746	250	291	256	1,855	1,023
青森	80		80			
	16,800		16,800			
	210		210			
岩手	300,928				4	64
	145,319,644				1,470	13,335
	483				368	208
宮城	3,568	146	96	82	84	215
	10,266,719	91,980	56,700	45,360	52,920	138,180
	2,877	630	591	553	630	643
千葉	80	80				
	26,250	26,250				
	328	328				

上段：数量=kg  
 单位 中断：金額=円  
 下段：単価=円

9月	10月	11月	12月	1月	2月	3月
660	4,638	8,162	4,919	5,310	2,546	4,079
138,600	1,717,737	2,516,170	1,734,705	1,754,235	969,036	1,208,228
210	370	308	353	330	381	296
225	245	165	507	1,100	1,742	756
65,625	115,815	84,525	247,296	403,725	837,039	276,255
292	473	512	488	367	481	365
				185	2,565	1,695
				40,950	661,605	500,745
				221	258	295
	195	141	52	76	390	27
	96,600	63,924	41,055	17,666	88,725	8,012
	495	453	790	232	228	297
1,425	2,170	2,242	1,550		155	7,500
319,305	467,240	434,595	312,480		38,115	1,865,010
224	215	194	202		246	249
196	155	193	217	98	183	241
180,331	137,088	171,360	192,780	85,680	162,792	214,200
920	884	888	888	874	890	889
		1,606	838	650		
		365,400	232,785	163,590		
		228	278	252		
			25			
			21,000			
			840			
	4	8				
	5,544	8,820				
	1,386	1,103				
	8				46	265
	12,128				88,180	454,815
	1,516				1,917	1,716
	21	52	104	361	175	85
	18,743	43,848	82,566	146,246	90,416	37,905
	893	843	794	405	517	446
			30	14	15	
			39,900	12,926	16,275	
			1,330	923	1,085	
						30
						40,500
						1,350
239	197	205	272	182		101
448,781	374,829	386,001	514,049	339,066		191,646
1,878	1,903	1,883	1,890	1,863		1,897
195,778	181,739	83,521	14,148	5,850	6,900	7,054
116,535,137	86,756,996	36,121,250	6,904,467	2,538,438	2,879,279	2,905,014
595	477	432	488	434	417	412
14,404	31,515	38,408	9,812	4,606	5,616	6,109
6,835,668	12,413,940	14,353,962	3,860,388	1,896,258	2,296,949	2,508,324
475	394	374	393	412	409	411
54,512	22,928	175	1,413	560	658	469
42,229,551	11,711,658	78,750	612,570	242,655	260,610	152,880
775	511	450	434	433	396	326
	600	-600				
	275,520	-275,520				
	459	459				
126,489	125,421	44,640	2,586	622	626	476
66,146,189	58,307,340	18,715,767	1,257,113	312,900	321,720	243,810
523	465	419	486	503	514	512
373	1,275	898	337	62		
1,323,729	4,048,538	3,248,291	1,174,396	86,625		
3,549	3,175	3,617	3,485	1,397		

## (1) 鮮魚

品目別・出荷地	計	4月	5月	6月	7月	8月
さんま	324				40	284
東京	540,540				51,240	489,300
	1,668				1,281	1,723
はまち	378,848	38,978	26,921	18,922	20,681	26,829
合計	276,603,607	21,246,193	17,477,649	14,841,414	16,742,757	22,657,204
平均単価	730	545	649	784	810	845
福島	6,116	956	442	544	724	279
	4,495,299	704,042	325,879	521,999	665,981	373,929
	735	736	737	960	920	1,340
北海道	11,225				45	803
	3,512,831				37,275	382,872
	313				828	477
青森	23,477			642	1,042	370
	6,124,898			178,456	301,229	106,690
	261			278	289	288
岩手	4,200	30		34	347	210
	950,041	1,261		14,700	83,687	54,696
	226	42		432	241	260
宮城	42,487		1,303	1,006	4,883	9,049
	10,443,382		269,393	313,727	1,254,766	2,284,241
	246		207	312	257	252
山形	1,531		382	409		
	329,238		90,763	104,203		
	215		238	255		
茨城	13,822	1,082	3,241	4,968	2,640	117
	2,936,919	215,523	800,143	1,062,314	439,489	43,465
	212	199	247	214	166	371
千葉	59,522	4,731	2,915	476	1,304	3,140
	20,082,819	1,674,244	835,951	177,040	334,799	896,634
	337	354	287	372	257	286
東京	86,293	9,740	7,925	7,176	5,788	5,443
	125,760,474	10,978,764	10,625,082	9,490,371	9,652,527	10,514,003
	1,457	1,127	1,341	1,323	1,668	1,932
神奈川	399	36		179	78	
	152,646	14,910		67,867	29,678	
	383	414		379	380	
新潟	4,249		65			15
	1,064,512		7,456			5,250
	251		115			350
富山	2,779		250			
	2,309,377		53,865			
	831		215			
福井	490		42			
	459,130		13,325			
	937		317			
静岡	184	29		5		
	69,060	20,948		5,009		
	375	722		1,002		
三重	6,437	870	1,194	353	82	30
	6,808,096	594,668	767,854	217,970	100,884	36,225
	1,058	684	643	617	1,230	1,208
鳥取	220					
	166,667					
	758					
島根	1,433					
	894,445					
	624					
広島	4,318	251	430			
	1,913,095	93,412	156,966			
	443	372	365			
山口	452	6	127		20	42
	280,444	6,615	41,671		13,629	28,781
	620	1,103	328		681	685
愛媛	54,714	3,200	2,204	2,490	2,379	3,887
	56,561,309	2,553,955	1,955,475	2,467,508	2,503,032	4,722,590
	1,034	798	887	991	1,052	1,215

上段：数量=kg  
 单位 中断：金額=円  
 下段：単価=円

9月	10月	11月	12月	1月	2月	3月
32,725 20,967,888 641	37,520 22,258,004 593	41,409 26,295,813 635	52,389 39,799,699 760	29,457 26,500,053 900	22,769 21,361,039 938	30,248 26,455,894 875
191 199,162 1,043	577 543,398 942	757 329,148 435		763 418,448 548	292 177,022 606	591 236,291 400
6,230 1,933,287 310	4,147 1,159,397 280					
981 319,141 325	9,333 2,392,048 256	10,979 2,794,913 255			130 32,421 249	
648 144,600 223	1,058 216,286 204	1,741 416,226 239	132 18,585 141			
10,805 2,510,487 232	5,888 1,285,257 218	9,543 2,522,361 264	10 3,150 315			
	68 14,322 211	277 47,393 171	350 58,381 167			45 14,176 315
306 58,996 193	121 26,440 219	288 59,462 206	934 162,679 174	16 5,754 360		109 62,654 575
1,823 422,420 232	2,971 712,804 240	1,786 613,971 344	22,768 7,315,813 321	5,815 2,596,741 447	5,088 2,350,697 462	6,705 2,151,705 321
5,085 8,602,492 1,692	6,482 9,361,747 1,444	5,873 10,395,648 1,770	9,624 14,161,944 1,472	6,612 10,387,042 1,571	6,859 8,915,688 1,300	9,686 12,675,166 1,309
49 22,918 468			57 17,273 303			
	5 2,100 420	560 115,372 206	438 192,361 439	1,557 382,465 246	1,092 222,838 204	517 136,670 264
	555 136,869 247	193 139,577 723	1,496 1,640,010 1,096	116 273,536 2,358		169 65,520 388
			448 445,805 995			
		150 43,103 287				
88 136,626 1,553	91 137,488 1,511	338 450,154 1,332	1,029 1,314,078 1,277	492 593,311 1,206	605 727,638 1,203	1,265 1,731,200 1,369
			220 166,667 758			
			219 267,667 1,222	975 501,145 514	239 125,633 526	
313 78,882 252		1,692 772,372 456	365 156,387 428	1,175 548,468 467	92 106,608 1,159	
120 84,915 708	39 28,266 725		16 12,159 760	36 27,783 772	20 13,787 689	26 22,838 878
3,824 4,469,080 1,169	3,790 4,250,698 1,122	5,018 5,276,979 1,052	10,847 10,419,151 961	6,662 6,765,848 1,016	5,250 5,653,006 1,077	5,163 5,523,987 1,070

## (1) 鮮魚

品目別・出荷地	計	4月	5月	6月	7月	8月
はまち	4,733	1,955				
高知	1,409,843	480,022				
	298	246				
福岡	24,853	10,943	4,506	535	261	714
	7,966,293	2,410,898	1,037,756	153,290	131,677	157,915
	321	220	230	287	505	221
長崎	6,858	4,354	1,692			
	1,792,723	1,061,410	369,657			
	261	244	218			
大分	135	116	6			
	103,840	84,247	11,655			
	769	726	1,943			
宮崎	457	34	20	6		28
	531,411	12,101	21,011	7,781		48,237
	1,163	356	1,051	1,297		1,723
鹿児島	17,464	645	177	99	1,088	2,702
	19,484,815	339,173	93,747	59,179	1,194,104	3,001,676
	1,116	526	530	598	1,098	1,111
ひらめ	73,607	4,492	6,087	8,336	9,718	5,758
合計	79,034,020	6,202,592	6,618,792	6,712,376	8,325,863	8,301,471
平均単価	1,074	1,381	1,087	805	857	1,442
福島	6,738	52	296	250	45	5
	4,761,584	44,657	297,032	183,154	26,801	8,001
	707	859	1,003	733	596	1,600
北海道	2,433		49	223	13	255
	3,483,995		31,648	250,282	12,275	532,152
	1,432		646	1,122	944	2,087
青森	8,433	854	923	1,284	2,346	208
	8,471,841	921,487	764,642	1,111,474	2,155,383	335,117
	1,005	1,079	828	866	919	1,611
岩手	6,025		23	456	1,008	86
	2,453,979		13,241	188,560	313,790	68,874
	407		576	414	311	801
宮城	18,940	1,268	1,628	3,752	3,600	3,730
	16,190,239	1,439,559	1,371,827	2,218,970	2,567,240	4,380,110
	855	1,135	843	591	713	1,174
秋田	139		3			
	107,894		3,959			
	776		1,320			
山形	677		17	305	7	
	812,491		19,467	298,349	3,071	
	1,200		1,145	978	439	
茨城	11,673	534	960	1,201	855	101
	12,660,684	823,066	1,232,464	1,006,188	789,917	213,152
	1,085	1,541	1,284	838	924	2,110
千葉	9,922	972	1,188	340	1,209	625
	13,867,951	1,414,154	1,232,811	438,697	1,371,713	1,341,291
	1,398	1,455	1,038	1,290	1,135	2,146
東京	4,865	327	390	443	505	252
	9,614,385	629,938	777,837	872,231	845,674	482,595
	1,976	1,926	1,994	1,969	1,675	1,915
新潟	418		271	13		
	366,945		213,455	5,209		
	878		788	401		
静岡	3,220	485	330	69	122	479
	6,051,760	929,731	651,652	139,262	229,793	918,885
	1,879	1,917	1,975	2,018	1,884	1,918
宮崎	50					17
	70,855					21,294
	1,417					1,253
鹿児島	74		9		8	
	119,417		8,757		10,206	
	1,614		973		1,276	
かれい類	400,910	35,083	39,867	28,453	11,543	6,442
合計	269,420,795	22,150,476	18,389,214	13,042,313	7,397,096	5,489,589
平均単価	672	631	461	458	641	852



上段：数量=kg  
 单位 中断：金額=円  
 下段：単価=円

9月	10月	11月	12月	1月	2月	3月
						2,778
						929,821
						335
270	612	49	318	3,825	1,919	901
81,146	112,048	30,618	84,290	2,181,938	1,246,141	338,576
301	183	625	265	570	649	376
					105	707
					82,372	279,284
					784	395
		13				
		7,938				
		611				
22	2	18	2		79	246
29,621	2,856	8,894	2,993		91,251	306,666
1,346	1,428	494	1,497		1,155	1,247
1,970	1,781	2,134	3,116	1,413	999	1,340
1,874,115	1,875,980	2,271,684	3,360,306	1,817,574	1,615,937	1,981,340
951	1,053	1,065	1,078	1,286	1,618	1,479
3,008	6,773	8,661	7,708	4,482	3,382	5,202
4,517,837	6,971,535	6,613,248	8,709,754	4,861,956	4,689,560	6,509,036
1,502	1,029	764	1,130	1,085	1,387	1,251
555	1,601	1,838	659	733	448	256
765,087	1,292,498	963,527	370,189	365,195	253,049	192,394
1,379	807	524	562	498	565	752
321	448	589	488	25	22	
477,050	649,144	704,028	697,016	74,382	56,018	
1,486	1,449	1,195	1,428	2,975	2,546	
354	1,224	720	237	9	156	118
432,363	1,375,863	724,307	387,075	6,379	150,919	106,832
1,221	1,124	1,006	1,633	709	967	905
28	934	1,821	1,338	303	23	5
19,688	457,937	695,353	517,304	166,558	10,427	2,247
703	490	382	387	550	453	449
538	1,134	1,797	1,304	140	34	15
598,300	1,024,731	1,009,579	1,436,277	109,358	15,377	18,911
1,112	904	562	1,101	781	452	1,261
84	52					
73,065	30,870					
870	594					
185	83		76			4
256,717	109,768		120,331			4,788
1,388	1,323		1,583			1,197
9	462	1,110	2,018	1,913	1,184	1,326
15,939	419,674	901,340	2,325,331	1,781,413	1,552,406	1,599,794
1,771	908	812	1,152	931	1,311	1,206
234	142	107	698	662	989	2,756
553,437	340,708	408,002	1,095,592	887,122	1,612,447	3,171,977
2,365	2,399	3,813	1,570	1,340	1,630	1,151
91	217	477	667	551	393	552
178,538	428,977	941,325	1,397,890	1,185,455	777,655	1,096,270
1,962	1,977	1,973	2,096	2,151	1,979	1,986
	66	4	64			
	99,834	840	47,607			
	1,513	210	744			
593	410	198	159	120	85	170
1,135,105	741,531	264,947	315,142	235,998	173,891	315,823
1,914	1,809	1,338	1,982	1,967	2,046	1,858
16				17		
12,548				37,013		
784				2,177		
				9	48	
				13,083	87,371	
				1,454	1,820	
20,286	25,992	42,750	57,032	48,696	40,898	43,868
11,317,417	17,702,025	30,949,571	49,879,525	36,517,835	29,466,558	27,119,176
558	681	724	875	750	720	618

## (1) 鮮魚

品目別・出荷地	計	4月	5月	6月	7月	8月
かれい類	34,078	467	744	1,597	46	39
福島	17,266,043	297,011	364,804	717,552	53,647	59,638
	507	636	490	449	1,166	1,529
北海道	73,337	2,577	6,162	7,915	3,496	2,621
	61,876,244	1,605,676	2,762,037	3,680,111	2,156,602	2,194,684
	844	623	448	465	617	837
青森	69,081	10,011	8,942	6,429	2,713	1,544
	44,534,678	5,718,032	3,771,733	2,434,973	2,243,654	1,632,798
	645	571	422	379	827	1,058
岩手	22,946	3,832	836	1,069	827	249
	12,248,650	1,884,486	342,784	456,031	479,269	182,513
	534	492	410	427	580	733
宮城	95,490	10,175	11,825	6,024	2,893	1,271
	65,964,164	7,847,572	6,585,029	2,606,827	1,452,147	877,557
	691	771	557	433	502	690
秋田	26,551	1,892	4,177	2,488	469	
	15,048,506	1,220,968	1,878,511	1,469,905	302,112	
	567	645	450	591	644	
山形	5,349	70	902	1,858	76	
	3,064,057	54,432	525,630	1,132,164	41,360	
	573	778	583	609	544	
茨城	16,653	347	459	460	275	7
	11,938,317	171,180	192,193	229,003	152,515	7,140
	717	493	419	498	555	1,020
千葉	24,538	29	23	448	748	469
	17,288,120	22,481	16,821	268,654	515,790	294,924
	705	775	731	600	690	629
東京	1,354	148	850	150		
	676,906	97,743	258,039	43,313		
	500	660	304	289		
新潟	23,633	4,219	4,324			
	11,550,174	1,984,153	1,116,009			
	489	470	258			
福井	2,565					
	1,568,729					
	612					
愛知	148	31	29	11		
	84,274	18,375	13,204	2,310		
	569	593	455	210		
鳥取	1,444	513	285			
	1,230,017	358,202	202,163			
	852	698	709			
島根	3,670	772	309			242
	5,001,170	870,165	360,257			240,335
	1,363	1,127	1,166			993
山口	41					
	64,575					
	1,575					
鹿児島	32			4		
	16,171			1,470		
	505			368		
たら類	124,491	3,364	2,948	3,917	2,161	1,997
合計	50,243,712	1,145,520	1,181,756	1,338,975	980,533	1,034,647
平均単価	404	341	401	342	454	518
福島	7,686	1	113		15	
	1,069,796	4,725	11,750		17,325	
	139	4,725	104		1,155	
北海道	14,904	650	295	80	227	
	8,958,914	477,383	257,985	168,000	123,901	
	601	734	875	2,100	546	
青森	73,095	303	326	1,234	1,496	1,972
	21,799,965	136,547	122,819	198,755	648,603	977,442
	298	451	377	161	434	496
岩手	2,265	741	492	459	36	
	442,133	150,355	77,519	53,781	4,169	
	195	203	158	117	116	

上段：数量=kg  
 单位 中断：金額=円  
 下段：単価=円

9月	10月	11月	12月	1月	2月	3月
1,357 594,801 438	2,736 1,363,677 498	5,638 2,725,695 483	7,422 2,754,731 371	6,877 4,172,154 607	4,161 2,522,972 606	2,994 1,639,361 548
914 842,414 922	3,751 3,538,170 943	14,778 12,662,124 857	23,083 24,225,821 1,050	6,761 7,388,553 1,093	611 505,672 828	668 314,380 471
872 499,870 573	1,659 832,685 502	2,003 856,410 428	2,519 1,375,019 546	4,533 3,955,931 873	16,702 13,933,728 834	11,154 7,279,845 653
165 127,493 773	114 85,062 746	171 103,629 606	282 168,870 599	3,142 2,182,648 695	3,483 1,994,668 573	8,776 4,241,197 483
5,545 3,451,886 623	7,535 5,432,564 721	10,487 6,604,325 630	11,965 11,223,054 938	9,262 7,087,287 765	7,172 5,296,209 738	11,336 7,499,707 662
6,612 3,271,301 495	5,792 3,670,662 634	2,587 1,748,812 676	727 443,859 611		810 469,074 579	997 573,302 575
1,379 661,650 480	127 76,221 600	173 105,378 609	325 239,936 738		249 93,127 374	190 134,159 706
1,507 793,475 527	1,598 859,122 538	4,456 3,466,681 778	1,816 1,630,128 898	979 709,862 725	1,784 1,428,037 800	2,965 2,298,981 775
	28 23,941 855	108 176,621 1,635	3,242 3,217,668 992	12,012 8,027,286 668	3,711 2,171,156 585	3,720 2,552,778 686
	65 99,153 1,525	31 21,336 688	110 157,322 1,430			
278 46,646 168	1,226 626,576 511	1,197 784,834 656	4,413 2,809,712 637	4,846 2,697,875 557	2,201 1,041,189 473	929 443,180 477
1,292 696,151 539	1,102 766,663 696	93 51,209 551	4 5,670 1,418	74 49,036 663		
8 3,544 443			10 11,865 1,187	3 2,520 840	7 3,570 510	49 28,886 590
107 79,513 743	89 103,174 1,159	412 450,325 1,093		31 29,484 951	7 7,156 1,022	
209 184,098 881	158 217,750 1,378	602 1,187,404 1,972	1,112 1,612,562 1,450	176 215,199 1,223		90 113,400 1,260
41 64,575 1,575						
	12 6,605 550	14 4,788 342	2 3,308 1,654			
6,575 2,294,912 349	8,912 4,709,903 528	14,545 7,074,189 486	21,400 8,378,064 391	25,333 8,809,106 348	23,486 9,040,440 385	9,853 4,255,667 432
579 94,438 163	54 37,800 700		891 177,882 200	4,747 578,897 122	1,014 90,174 89	272 56,805 209
215 150,465 700	91 144,900 1,592	1,221 1,308,791 1,072	1,864 1,636,957 878	4,806 1,894,725 394	4,175 1,932,931 463	1,280 862,876 674
5,440 1,528,877 281	5,937 2,158,351 364	10,819 3,163,613 292	15,156 3,621,527 239	9,865 3,032,737 307	14,364 4,312,100 300	6,183 1,898,594 307
	126 26,040 207			267 91,319 342	94 17,950 191	50 21,000 420

## (1) 鮮魚

品目別・出荷地	計	4月	5月	6月	7月	8月
たら類	22,869	916	1,688	2,099	386	
宮城	14,396,696	271,413	707,493	910,564	184,645	
	630	296	419	434	478	
秋田	391 165,827 424					
山形	454 102,527 226			45 7,875 175		
茨城	58 10,795 186					
千葉	37 72,765 1,967				1 1,890 1,890	
東京	150 17,850 119					
新潟	839 114,742 137	752 103,333 137	34 4,190 123			
静岡	1,561 3,053,545 1,956					25 57,205 2,288
島根	170 26,040 153					
鹿児島	12 12,117 1,010	1 1,764 1,764				
めぬけ類 合計 平均単価	5,996 9,117,221 1,521	923 1,299,644 1,408	883 1,157,242 1,311	442 656,222 1,485	139 208,562 1,500	828 895,942 1,082
福島	6 16,464 2,744			6 16,464 2,744		
北海道	226 186,928 827	12 25,883 2,157	31 57,803 1,865	14 28,056 2,004		113 44,232 391
青森	3,276 4,589,467 1,401	813 1,081,526 1,330	426 520,361 1,222	4 8,316 2,079		663 769,810 1,161
岩手	20 47,880 2,394					
宮城	207 251,055 1,213					
千葉	1,045 2,187,452 2,093	38 81,354 2,141	54 97,860 1,812	207 315,220 1,523	19 28,539 1,502	
東京	413 685,477 1,660	45 88,536 1,967	127 184,854 1,456	49 57,552 1,175	13 19,152 1,473	5 8,694 1,739
静岡	778 1,107,694 1,424	15 22,345 1,490	245 296,364 1,210	162 230,614 1,424	107 160,871 1,503	47 73,206 1,558
福岡	25 44,804 1,792					
きちじ 合計 平均単価	81,178 139,513,305 1,719	12,086 20,832,036 1,724	8,847 12,521,015 1,415	9,869 11,033,038 1,118	3,751 7,300,486 1,946	7,967 15,393,551 1,932
福島	1,711 1,825,155 1,067	6 15,750 2,625	35 33,117 946	480 276,256 576		

上段：数量=kg  
 单位 中断：金額=円  
 下段：単価=円

9月	10月	11月	12月	1月	2月	3月
155 101,800 657	1,900 1,576,635 830	2,169 2,042,102 941	2,892 2,386,759 825	5,551 3,134,505 565	3,398 1,990,184 586	1,715 1,090,596 636
	285 62,580 220		66 89,975 1,363		40 13,272 332	
	193 39,375 204	64 23,336 365	152 31,941 210			
					35 3,455 99	23 7,340 319
			18 42,525 2,363	18 28,350 1,575		
			150 17,850 119			
				53 7,219 136		
186 419,332 2,254	326 664,222 2,037	272 536,347 1,972	201 363,996 1,811	25 39,653 1,586	366 680,374 1,859	160 292,416 1,828
						170 26,040 153
			10 8,652 865	1 1,701 1,701		
78 109,054 1,398	4 4,778 1,195	101 211,482 2,094	616 1,180,637 1,917	580 1,078,911 1,860	554 1,002,365 1,809	848 1,312,382 1,548
			56 30,954 553			
74 104,854 1,417			290 495,780 1,710	311 573,838 1,845	167 273,380 1,637	528 761,602 1,442
				13 30,030 2,310	7 17,850 2,550	
				9 12,285 1,365	54 66,780 1,237	144 171,990 1,194
		56 135,535 2,420	260 631,527 2,429	136 269,862 1,984	220 463,344 2,106	55 164,211 2,986
		3 6,279 2,093	4 8,936 2,234	22 48,300 2,195	46 84,274 1,832	99 178,900 1,807
4 4,200 1,050	4 4,778 1,195	42 69,668 1,659	6 13,440 2,240	64 99,792 1,559	60 96,737 1,612	22 35,679 1,622
				25 44,804 1,792		
4,776 7,707,656 1,614	3,074 6,694,687 2,178	5,934 11,699,546 1,972	5,186 14,039,057 2,707	5,340 9,765,564 1,829	5,316 7,404,256 1,393	9,032 15,122,413 1,674
6 5,943 991	24 41,580 1,733	344 484,509 1,408	354 406,518 1,148	170 172,772 1,016	118 141,225 1,197	174 247,485 1,422

## (1) 鮮魚

品目別・出荷地	計	4月	5月	6月	7月	8月
きちじ	18,884	2,747	2,007	461	1,123	1,524
北海道	46,017,738	5,446,194	3,208,003	1,450,366	4,205,474	4,900,323
	2,437	1,983	1,598	3,146	3,745	3,215
青森	28,187	7,416	4,264	5,554	313	5,078
	43,638,075	11,514,154	5,101,038	5,557,916	629,265	9,102,062
	1,548	1,553	1,196	1,001	2,010	1,792
岩手	10,491	848	1,438	2,875	844	
	13,058,700	1,856,794	1,786,365	3,026,268	779,993	
	1,245	2,190	1,242	1,053	924	
宮城	12,960	1,034	976	453	1,465	1,349
	17,070,254	1,953,515	2,096,170	620,004	1,635,354	1,362,900
	1,317	1,889	2,148	1,369	1,116	1,010
茨城	1,466			28		
	1,582,833			20,916		
	1,080			747		
千葉	6,775	7	25	3		16
	14,499,871	11,483	59,904	5,712		28,266
	2,140	1,640	2,396	1,904		1,767
東京	534		42	15	6	
	1,625,925		171,990	75,600	50,400	
	3,045		4,095	5,040	8,400	
静岡	170	28	60			
	194,754	34,146	64,428			
	1,146	1,220	1,074			
はたはた 合計	2,753	83	590	70		
平均単価	1,073,557	19,346	105,520	18,900		
	390	233	179	270		
北海道	214					
	199,112					
	930					
青森	182					
	85,734					
	471					
秋田	830					
	328,182					
	395					
山形	1,043	83	106	70		
	366,974	19,346	11,965	18,900		
	352	233	113	270		
新潟	484		484			
	93,555		93,555			
	193		193			
いしもち 合計	8,350	77	226	605	1,854	2,085
平均単価	2,674,560	34,945	73,182	197,784	841,551	685,955
	320	454	324	327	454	329
福島	1,100					
	190,012					
	173					
宮城	3,424			385	990	1,583
	1,216,809			126,540	439,039	513,936
	355			329	443	325
秋田	4					
	2,258					
	565					
山形	50					
	2,625					
	53					
茨城	878	71	89	3	8	
	267,450	30,976	26,808	1,103	4,562	
	305	436	301	368	570	
千葉	2,600		50	217	794	494
	873,649		17,326	70,141	363,630	169,499
	336		347	323	458	343
新潟	67		16			
	12,813		2,861			
	191		179			

上段：数量=kg  
 单位 中断：金額=円  
 下段：単価=円

9月	10月	11月	12月	1月	2月	3月
2,676	1,334	3,019	1,307	162	294	2,230
5,112,489	4,170,758	7,127,740	6,256,807	351,950	476,595	3,311,039
1,910	3,127	2,361	4,787	2,173	1,621	1,485
590	102	41	92	693	576	3,468
916,125	314,055	144,690	268,149	1,440,222	1,528,507	7,121,892
1,553	3,079	3,529	2,915	2,078	2,654	2,054
100	130	410	13		2,773	1,060
172,725	241,080	532,875	71,926		2,926,560	1,664,114
1,727	1,854	1,300	5,533		1,055	1,570
1,000	1,190	1,473	954	588	1,022	1,456
1,061,340	1,579,358	2,221,443	927,885	545,580	1,198,471	1,868,234
1,061	1,327	1,508	973	928	1,173	1,283
329	258	402	109	133	7	200
231,512	304,176	462,828	82,982	181,913	11,130	287,376
704	1,179	1,151	761	1,368	1,590	1,437
23		124	2,326	3,594	421	236
29,232		246,661	5,843,560	7,073,127	808,028	393,898
1,271		1,989	2,512	1,968	1,919	1,669
30		105	31		97	208
154,350		458,640	181,230		305,340	228,375
5,145		4,368	5,846		3,148	1,098
22	36	16			8	
23,940	43,680	20,160			8,400	
1,088	1,213	1,260			1,050	
5		409	810	122	664	
8,820		278,067	375,549	58,749	208,606	
1,764		680	464	482	314	
5		112	88	9		
8,820		104,328	73,679	12,285		
1,764		932	837	1,365		
			134	48		
			73,134	12,600		
			546	263		
		50	437		343	
		34,965	178,504		114,713	
		699	408		334	
		247	151	65	321	
		138,774	50,232	33,864	93,893	
		562	333	521	293	
1,361	561	632	522	96	130	201
324,406	147,375	150,160	124,368	25,385	14,522	54,927
238	263	238	238	264	112	273
353	355	121	105	8	103	55
78,331	78,437	17,903	7,718	630	4,683	2,310
222	221	148	74	79	45	42
260	42	122	42			
76,183	18,585	28,981	13,545			
293	443	238	323			
4						
2,258						
565						
						50
						2,625
						53
	88	198	273	88	27	33
	27,573	47,677	81,493	24,755	9,839	12,664
	313	241	299	281	364	384
735	65	191	54			
164,799	20,475	55,599	12,180			
224	315	291	226			
	3		48			
	520		9,432			
	173		197			

## (1) 鮮魚

品目別・出荷地	計	4月	5月	6月	7月	8月
いしもち	6					
愛知	2,835					
	473					
宮崎	105		54		26	8
	42,993		22,638		13,215	2,520
	409		419		508	315
鹿児島	116	6	17		36	
	63,116	3,969	3,549		21,105	
	544	662	209		586	
ほうぼう類	16,806	1,913	2,674	1,730	1,030	142
合計	6,579,951	573,178	678,403	575,895	611,387	76,920
平均単価	392	300	254	333	594	542
福島	902	5	28			
	222,226	3,864	9,566			
	246	773	342			
北海道	263	38	118	75	9	
	48,989	8,758	17,102	15,201	2,284	
	186	230	145	203	254	
青森	68				39	
	36,205				31,637	
	532				811	
岩手	326		38	207	69	11
	63,684		5,250	40,478	15,015	2,573
	195		138	196	218	234
宮城	1,117	52	149	168	69	88
	469,986	9,634	22,377	56,035	19,316	27,968
	421	185	150	334	280	318
秋田	28	14	14			
	9,104	5,922	3,182			
	325	423	227			
山形	546		20	28		
	169,512		4,200	9,870		
	310		210	353		
茨城	7,951	183	1,667	1,094	270	12
	2,891,397	49,829	450,071	368,683	155,737	12,684
	364	272	270	337	577	1,057
千葉	2,991	223	85	158	573	31
	2,085,525	216,093	80,421	85,628	386,516	33,695
	697	969	946	542	675	1,087
新潟	2,420	1,387	540			
	448,818	266,147	73,214			
	185	192	136			
富山	63					
	15,645					
	248					
静岡	68					
	57,204					
	841					
山口	12	6	6			
	10,385	5,765	4,620			
	865	961	770			
大分	39	3				
	39,217	4,394				
	1,006	1,465				
鹿児島	12	2	9		1	
	12,054	2,772	8,400		882	
	1,005	1,386	933		882	
すずき	30,380	1,755	2,962	1,839	2,163	2,587
合計	19,454,274	1,087,218	1,605,960	1,381,188	2,266,475	2,732,682
平均単価	640	619	542	751	1,048	1,056
福島	342		29		32	
	152,803		13,440		31,678	
	447		463		990	
青森	73		56			
	66,596		41,018			
	912		732			



単位 上段：数量=kg  
 中断：金額=円  
 下段：単価=円

9月	10月	11月	12月	1月	2月	3月
						6 2,835 473
9 2,835 315	8 1,785 223					
						57 34,493 605
858 374,456 436	1,592 649,249 408	655 205,421 314	872 372,053 427	870 359,427 413	2,756 1,171,078 425	1,714 932,484 544
	561 121,214 216	180 29,589 164	5 1,313 263		93 33,306 358	30 23,374 779
	7 1,785 255	14 3,628 259	2 231 116			
			29 4,568 158			
	1 368 368					
68 27,321 402	367 206,622 563	115 60,381 525	4 2,720 680	37 37,612 1,017		
386 124,782 323	62 14,910 240	50 15,750 315				
365 161,882 444	557 286,384 514	244 85,153 349	477 227,236 476	644 293,017 455	1,858 570,411 307	580 230,310 397
39 60,471 1,551	17 12,716 748	52 10,920 210	68 57,426 845	3 3,150 1,050	723 498,665 690	1,019 639,824 628
	20 5,250 263		287 78,559 274	186 25,648 138		
						63 15,645 248
					68 57,204 841	
					14 11,492 821	22 23,331 1,061
2,460 2,352,670 956	1,785 1,391,124 779	2,808 1,477,242 526	4,138 1,807,803 437	2,841 1,012,324 356	2,564 1,150,894 449	2,478 1,188,694 480
			158 63,085 399	55 16,674 303	43 21,232 494	25 6,694 268
		17 25,578 1,505				

## (1) 鮮魚

品目別・出荷地	計	4月	5月	6月	7月	8月
すずき	3					
岩手	2,132					
	711					
秋田	225	10	103	83	5	
	151,619	8,316	42,590	83,922	4,032	
	674	832	413	1,011	806	
山形	275		14		48	
	185,862		6,815		40,236	
	676		487		838	
茨城	7				7	
	7,245				7,245	
	1,035				1,035	
千葉	28,609	1,570	2,715	1,747	2,066	2,586
	18,252,846	941,453	1,461,749	1,290,430	2,174,464	2,729,679
	638	600	538	739	1,052	1,056
神奈川	105					
	36,015					
	343					
新潟	303	94	17			
	89,995	40,543	3,592			
	297	431	211			
静岡	9			9		
	6,836			6,836		
	760			760		
山口	17					
	34,167					
	2,010					
愛媛	5					
	16,695					
	3,339					
熊本	104	32				
	69,626	26,460				
	669	827				
大分	44	23	7			1
	97,472	46,914	20,129			3,003
	2,215	2,040	2,876			3,003
宮崎	7	7				
	3,728	3,728				
	533	533				
鹿児島	252	19	21		5	
	280,637	19,804	16,627		8,820	
	1,114	1,042	792		1,764	
あんこう	121,575	13,051	16,127	11,999	2,605	1,041
合計	104,679,827	6,818,567	7,686,760	6,097,275	1,929,283	2,058,180
平均単価	861	522	477	508	741	1,977
福島	1,684		34			
	1,502,518		17,131			
	892		504			
北海道	2,852		41			
	2,890,446		17,346			
	1,013		423			
青森	35,499	9,263	7,261	5,422	128	3
	23,189,220	3,647,050	2,733,507	2,275,185	59,693	1,302
	653	394	376	420	466	434
岩手	5,178	290	234	954	1,074	200
	2,420,515	113,082	72,973	280,142	292,195	62,488
	467	390	312	294	272	312
宮城	5,931		226	389	376	138
	5,779,396		72,662	121,714	107,960	37,011
	974		322	313	287	268
秋田	40					
	32,388					
	810					
山形	201					
	147,275					
	733					

單位 上段：數量=kg  
 中斷：金額=円  
 下段：單價=円

9月	10月	11月	12月	1月	2月	3月
		3 2,132 711				
11 4,452 405			6 4,190 698			7 4,117 588
			98 59,373 606			115 79,438 691
2,444 2,331,523 954	1,734 1,310,561 756	2,756 1,414,966 513	3,613 1,539,440 426	2,647 925,048 349	2,430 1,080,637 445	2,301 1,052,896 458
				105 36,015 343		
			192 45,860 239			
	9 12,642 1,405		8 21,525 2,691			
5 16,695 3,339						
					72 43,166 600	
						13 27,426 2,110
	42 67,921 1,617	32 34,566 1,080	63 74,330 1,180	34 34,587 1,017	19 5,859 308	17 18,123 1,066
1,333 1,736,119 1,302	3,384 4,173,912 1,233	11,330 13,497,772 1,191	22,131 24,477,443 1,106	15,906 15,527,083 976	11,765 12,544,707 1,066	10,903 8,132,726 746
10 3,245 325	90 54,968 611	53 52,574 992	722 850,280 1,178	261 276,442 1,059	195 118,556 608	319 129,322 405
		1,100 1,190,856 1,083	1,138 1,074,202 944	148 121,638 822	389 467,346 1,201	36 19,058 529
100 44,207 442	534 532,939 998	1,400 1,718,303 1,227	2,150 3,731,785 1,736	1,268 1,917,025 1,512	3,617 3,840,874 1,062	4,353 2,687,350 617
12 3,088 257	9 8,789 977	24 34,157 1,423	63 71,244 1,131	237 249,654 1,053	84 54,222 646	1,997 1,178,481 590
148 68,004 459	234 232,004 991	834 1,398,628 1,677	966 1,688,165 1,748	467 597,474 1,279	407 545,834 1,341	1,746 909,940 521
	33 29,180 884					7 3,208 458
21 3,854 184	16 8,400 525	110 97,893 890	8 14,889 1,861		31 17,514 565	15 4,725 315

## (1) 鮮魚

品目別・出荷地	計	4月	5月	6月	7月	8月
あんこう	9,281	649	628	580	426	634
茨城	24,974,366	1,955,625	1,593,419	1,375,469	1,200,431	1,929,533
	2,691	3,013	2,537	2,371	2,818	3,043
千葉	9,609	13	6			
	9,748,202	6,657	2,835			
	1,014	512	473			
東京	1,538					
	1,055,633					
	686					
神奈川	1,518					
	1,127,594					
	743					
新潟	3,922	589	1,669	1,025	139	
	1,519,876	231,922	541,114	295,415	34,725	
	388	394	324	288	250	
石川	10,631	1,676	5,080	3,420	455	
	4,920,647	674,648	2,329,665	1,684,449	231,885	
	463	403	459	493	510	
福井	125					
	72,572					
	581					
静岡	1,446					
	1,496,095					
	1,035					
愛知	23					
	4,830					
	210					
京都	110					
	291,900					
	2,654					
兵庫	22,196					
	16,549,763					
	746					
島根	3,989	571	948	205		66
	2,616,042	189,583	306,108	64,512		27,846
	656	332	323	315		422
愛媛	5,011					
	3,866,722					
	772					
福岡	686					
	414,134					
	604					
宮崎	7				7	
	2,394				2,394	
	342				342	
鹿児島	98			4		
	57,299			389		
	585			97		
しらうお	2,042	222	195	141		
合計	4,441,043	617,716	453,338	280,980		
平均単価	2,175	2,783	2,325	1,993		
福島	151					
	498,120					
	3,299					
青森	1,579	39	191	141		
	2,981,752	111,300	449,138	280,980		
	1,888	2,854	2,352	1,993		
宮城	226	183	4			
	619,343	488,618	4,200			
	2,740	2,670	1,050			
秋田	11					
	20,055					
	1,823					
茨城	55					
	252,630					
	4,593					

上段：数量=kg  
 单位 中断：金額=円  
 下段：単価=円

9月	10月	11月	12月	1月	2月	3月
445	554	1,041	1,303	1,123	1,075	823
1,190,218	1,474,284	2,755,278	3,774,983	3,032,128	2,457,917	2,235,081
2,675	2,661	2,647	2,897	2,700	2,286	2,716
418	827	1,802	2,899	1,568	793	1,283
346,920	999,926	2,176,589	2,852,190	1,483,469	1,043,144	836,472
830	1,209	1,208	984	946	1,315	652
		79	775	542	142	
		75,390	555,378	305,868	118,997	
		954	717	564	838	
32		220	843	126	162	135
13,755		143,714	707,677	79,065	136,973	46,410
430		653	839	628	846	344
30	14		27	37	234	158
6,410	5,277		37,937	38,976	273,792	54,308
214	377		1,405	1,053	1,170	344
74	51					
33,633	38,939					
455	764					
		627	664	155		
		611,102	724,343	160,650		
		975	1,091	1,036		
		23				
		4,830				
		210				
	20	20	10	10	40	10
	52,500	57,750	28,350	21,000	111,300	21,000
	2,625	2,888	2,835	2,100	2,783	2,100
	324	1,907	7,864	8,030	4,071	
	266,429	1,495,574	6,205,889	5,643,747	2,938,124	
	822	784	789	703	722	
43	678	752	253	312	161	
22,785	470,277	642,324	381,603	358,082	152,922	
530	694	854	1,508	1,148	950	
		1,338	2,089	1,293	291	
		1,042,810	1,533,025	1,073,234	217,653	
		779	734	830	748	
			357	329		
			245,503	168,631		
			688	513		
					73	21
					49,539	7,371
					679	351
287	273	274	233	99	92	226
530,945	444,046	457,905	360,045	216,563	384,405	695,100
1,850	1,627	1,671	1,545	2,188	4,178	3,076
					19	132
					85,890	412,230
					4,521	3,123
276	273	274	231	99	30	25
510,890	444,046	457,905	356,580	216,563	76,650	77,700
1,851	1,627	1,671	1,544	2,188	2,555	3,108
						39
						126,525
						3,244
11						
20,055						
1,823						
			2		43	10
			3,465		221,865	27,300
			1,733		5,160	2,730

## (1) 鮮魚

品目別・出荷地	計	4月	5月	6月	7月	8月
しらうお	20	0				
佐賀	69,143	17,798				
	3,457	0				
このしろ	4,833	492	410	584	434	523
合計	5,223,306	560,346	469,037	560,178	474,709	568,034
平均単価	1,081	1,139	1,144	959	1,094	1,086
福島	402			72	37	54
	307,745			35,228	33,600	24,990
	766			489	908	463
宮城	27	12	9	2	2	
	55,802	26,460	18,900	5,040	5,040	
	2,067	2,205	2,100	2,520	2,520	
秋田	4					
	2,258					
	565					
山形	16					
	1,680					
	105					
千葉	27			27		
	2,856			2,856		
	106			106		
東京	16					
	22,890					
	1,431					
愛知	2,892	280	217	303	230	309
	3,260,535	316,536	250,007	320,704	267,019	368,219
	1,127	1,130	1,152	1,058	1,161	1,192
山口	9		9			
	3,780		3,780			
	420		420			
佐賀	1,440	200	175	180	165	160
	1,565,760	217,350	196,350	196,350	169,050	174,825
	1,087	1,087	1,122	1,091	1,025	1,093
どんこ	37,708	3,845	5,040	3,351	2,879	1,683
合計	15,220,171	1,295,426	1,540,078	870,281	1,020,073	562,777
平均単価	404	337	306	260	354	334
福島	174	2	60	10		
	69,327	446	27,510	3,360		
	398	223	459	336		
北海道	13,269	2,212	2,890	259		
	5,722,711	793,683	904,438	56,596		
	431	359	313	219		
青森	13,054	1,460	1,559	2,583	2,052	482
	5,399,949	450,687	494,310	689,716	780,025	202,881
	414	309	317	267	380	421
岩手	8,744	129	495	358	380	930
	3,174,200	36,435	106,680	88,989	96,180	268,795
	363	282	216	249	253	289
宮城	1,339	42	36	127	447	271
	436,797	14,175	7,140	29,415	143,868	91,101
	326	338	198	232	322	336
茨城	195					
	68,925					
	353					
千葉	901			14		
	346,739			2,205		
	385			158		
新潟	32					
	1,523					
	48					
えび類	18,125	2,153	1,510	1,389	1,027	1,074
合計	47,462,007	4,808,353	4,257,288	3,328,719	2,853,476	3,539,985
平均単価	2,619	2,233	2,819	2,396	2,778	3,296
福島	198					31
	227,642					113,663
	1,150					3,667

上段：数量=kg  
 单位 中断：金額=円  
 下段：単価=円

9月	10月	11月	12月	1月	2月	3月
						20
						51,345
						2,567
430	388	435	378	91	266	402
409,712	351,180	456,553	448,667	103,490	336,674	484,726
953	905	1,050	1,187	1,137	1,266	1,206
29	67	10	12		30	91
9,135	9,177	315	10,710		47,250	137,340
315	137	32	893		1,575	1,509
	2					
	362					
	181					
			4			
			2,258			
			565			
4		12				
420		1,260				
105		105				
					6	10
					10,500	12,390
					1,750	1,239
227	249	263	252	91	220	251
232,157	269,191	288,028	305,814	103,490	263,174	276,196
1,023	1,081	1,095	1,214	1,137	1,196	1,100
170	70	150	110		10	50
168,000	72,450	166,950	129,885		15,750	58,800
988	1,035	1,113	1,181		1,575	1,176
1,160	1,046	2,568	4,416	2,802	2,879	6,039
391,636	456,741	1,200,568	1,975,209	1,414,523	1,517,448	2,975,411
338	437	468	447	505	527	493
3	22		65		4	8
630	7,718		29,295		158	210
210	351		451		40	26
33	45	131	21	875	1,233	5,570
11,151	21,525	60,224	8,946	465,928	619,784	2,780,436
338	478	460	426	532	503	499
207	320	737	1,545	716	1,226	167
92,270	151,605	453,963	873,356	394,696	718,055	98,385
446	474	616	565	551	586	589
870	576	1,467	2,259	847	270	163
275,158	232,249	596,709	858,013	432,061	121,695	61,236
316	403	407	380	510	451	376
	5	144	129	15		123
	1,691	51,399	60,480	5,660		31,868
	338	357	469	377		259
47	28	41	79			
12,427	17,147	16,905	22,446			
264	612	412	284			
	50	48	301	334	146	8
	24,806	21,368	121,780	115,548	57,756	3,276
	496	445	405	346	396	410
			17	15		
			893	630		
			53	42		
1,791	2,227	1,953	2,069	923	816	1,193
4,268,580	5,261,709	4,840,109	6,723,558	2,222,244	2,183,158	3,174,828
2,383	2,363	2,478	3,250	2,408	2,675	2,661
131		15	11	4	6	
105,316		4,410	3,465	210	578	
804		294	315	53	96	

## (1) 鮮魚

品目別・出荷地	計	4月	5月	6月	7月	8月
えび類	2,799	177	264	351	197	89
北海道	4,350,633	239,842	303,863	436,187	248,586	89,313
	1,554	1,355	1,151	1,243	1,262	1,004
青森	102	7	9			10
	662,340	81,900	66,360			59,010
	6,494	11,700	7,373			5,901
宮城	51	8	20	1		
	279,206	82,215	153,825	4,725		
	5,475	10,277	7,691	4,725		
山形	403	32	3	172		
	356,559	32,928	1,575	152,292		
	885	1,029	525	885		
茨城	1,796	558		21	86	68
	2,870,050	330,225		87,465	309,698	260,905
	1,598	592		4,165	3,601	3,837
千葉	1,903	25	17	78	18	112
	6,446,218	126,996	73,847	249,937	90,721	657,145
	3,387	5,080	4,344	3,204	5,040	5,867
東京	460	44	136	68	1	6
	1,673,093	152,040	438,995	176,400	3,150	18,270
	3,637	3,455	3,228	2,594	3,150	3,045
新潟	17		17			
	15,593		15,593			
	917		917			
富山	371	186	158	27		
	1,471,890	712,215	572,250	187,425		
	3,967	3,829	3,622	6,942		
石川	30	30				
	128,625	128,625				
	4,288	4,288				
静岡	348	37	123	16		
	1,874,569	186,556	590,494	109,857		
	5,387	5,042	4,801	6,866		
愛知	2,909	309	187	214	216	265
	5,191,257	508,516	311,430	380,259	496,335	519,698
	1,785	1,646	1,665	1,777	2,298	1,961
三重	40					
	306,180					
	7,655					
京都	1					
	0					
	0					
兵庫	4,939	444	356	337	375	406
	14,411,421	1,236,774	1,030,764	993,720	1,124,130	1,200,696
	2,918	2,786	2,895	2,949	2,998	2,957
鳥取	267	183	84			
	523,320	358,680	164,640			
	1,960	1,960	1,960			
山口	16				16	
	15,992				15,992	
	1,000				1,000	
愛媛	176	4	15	38	30	4
	334,320	7,812	29,295	66,402	56,637	7,812
	1,900	1,953	1,953	1,747	1,888	1,953
福岡	272	5	5	10	37	60
	1,883,070	18,900	18,900	37,800	410,025	598,185
	6,923	3,780	3,780	3,780	11,082	9,970
佐賀	280		5		5	
	193,725		3,675		3,150	
	692		735		630	
鹿児島	251	56	53	9	42	23
	822,779	291,754	124,782	26,250	59,352	15,288
	3,278	5,210	2,354	2,917	1,413	665
沖縄	496	48	58	47	4	
	3,423,525	312,375	357,000	420,000	35,700	
	6,902	6,508	6,155	8,936	8,925	



上段：数量=kg  
 单位 中断：金額=円  
 下段：単価=円

9月	10月	11月	12月	1月	2月	3月
172 290,767 1,691	487 958,846 1,969	275 492,292 1,790	142 255,660 1,800	200 333,994 1,670	135 179,849 1,332	310 521,434 1,682
			35 295,050 8,430		5 5,796 1,159	36 154,224 4,284
10 11,340 1,134	10 5,681 568	0 2,520 0	2 18,900 9,450			
42 41,664 992	120 85,050 709	30 34,650 1,155	4 8,400 2,100			
379 855,114 2,256	478 727,318 1,522	98 157,312 1,605	90 102,533 1,139	12 27,720 2,310	2 3,360 1,680	4 8,400 2,100
327 889,343 2,720	271 707,393 2,610	561 1,119,589 1,996	460 2,381,684 5,178	3 11,813 3,938	8 54,044 6,756	23 83,706 3,639
40 114,744 2,869	8 34,283 4,285	52 284,441 5,470	74 315,242 4,260	12 57,417 4,785	7 24,602 3,515	12 53,509 4,459
14 98,281 7,020	30 198,935 6,631	57 311,152 5,459	48 179,655 3,743	11 102,060 9,278	10 83,592 8,359	2 13,987 6,994
270 473,655 1,754	251 425,933 1,697	199 345,135 1,734	377 641,288 1,701	223 384,300 1,723	171 308,753 1,806	227 395,955 1,744
	40 306,180 7,655					
	1 0 0					
341 983,097 2,883	451 1,363,320 3,023	525 1,472,100 2,804	553 1,594,530 2,883	298 888,930 2,983	384 1,147,440 2,988	469 1,375,920 2,934
6 11,718 1,953	11 19,530 1,775	39 77,742 1,993		2 10,500 5,250	8 15,624 1,953	19 31,248 1,645
28 216,300 7,725	23 116,550 5,067	12 86,100 7,175	27 157,920 5,849	9 74,550 8,283	30 73,920 2,464	26 73,920 2,843
		10 7,350 735	140 100,800 720	110 72,450 659	10 6,300 630	
5 11,866 2,373	2 13,965 6,983	23 74,141 3,224	25 117,706 4,708	2 11,550 5,775	6 38,325 6,388	5 37,800 7,560
26 165,375 6,361	44 298,725 6,789	57 371,175 6,512	81 550,725 6,799	37 246,750 6,669	34 240,975 7,088	60 424,725 7,079

## (1) 鮮魚

品目別・出荷地	計	4月	5月	6月	7月	8月
かに類	98,261	11,485	11,371	9,153	10,233	12,087
合計	130,978,622	13,243,070	12,125,630	9,707,698	11,175,493	13,890,395
平均単価	1,333	1,153	1,066	1,061	1,092	1,149
福島	1,376 1,254,598 912	38 65,436 1,722	7 25,074 3,582	4 10,637 2,659	15 26,460 1,764	9 7,193 799
北海道	74,146 91,866,070 1,239	9,134 9,225,986 1,010	9,458 9,062,777 958	7,125 7,264,537 1,020	7,930 8,029,896 1,013	8,437 9,299,225 1,102
青森	13,755 16,801,138 1,221	1,260 1,441,684 1,144	1,453 1,502,710 1,034	1,629 1,561,013 958	2,033 2,290,649 1,127	3,184 3,160,201 993
岩手	394 211,850 538	7 8,820 1,260				28 9,954 356
宮城	1,724 2,374,733 1,377	61 83,088 1,362	8 12,936 1,617	93 105,389 1,133	55 46,007 836	51 30,867 605
山形	262 375,503 1,433					
茨城	38 60,785 1,600					
千葉	150 77,123 514					
東京	5,559 17,221,659 3,098	909 2,378,156 2,616	438 1,511,108 3,450	160 689,640 4,310	200 782,481 3,912	366 1,371,615 3,748
新潟	453 284,647 628	76 39,900 525	3 630 210			
福井	24 101,451 4,227					
大阪	120 25,200 210			120 25,200 210		
兵庫	27 81,912 3,034					
鳥取	5 51,975 10,395					
大分	156 75,285 483					
宮崎	52 89,345 1,718		4 10,395 2,599	22 51,282 2,331		12 11,340 945
鹿児島	20 25,348 1,267					
いか類	470,058	29,020	32,639	28,635	36,605	46,499
合計	233,206,674	18,722,987	15,919,662	14,049,993	18,991,380	22,019,922
平均単価	496	645	488	491	519	474
福島	72,519 41,660,830 574	8,548 5,675,026 664	9,185 4,949,740 539	2,969 2,199,260 741	3,674 2,736,558 745	3,148 2,115,812 672
北海道	26,985 10,131,671 375	324 123,060 380		126 32,655 259	1,431 557,340 389	280 79,275 283
青森	208,431 90,236,793 433	2,091 966,467 462	622 223,524 359	7,416 2,781,799 375	25,540 11,313,436 443	36,627 15,578,957 425

上段：数量=kg  
 单位 中断：金額=円  
 下段：単価=円

9月	10月	11月	12月	1月	2月	3月
5,687 7,433,113 1,307	4,037 6,108,524 1,513	8,127 11,912,056 1,466	9,061 20,004,512 2,208	4,166 6,300,889 1,512	5,953 8,943,189 1,502	6,901 10,134,053 1,468
117 143,126 1,223	328 305,231 931	77 22,628 294	329 219,577 667	328 249,581 761		124 179,655 1,449
4,069 4,408,200 1,083	2,344 3,285,199 1,402	5,887 8,750,257 1,486	6,591 15,303,463 2,322	3,030 4,382,830 1,446	5,014 6,756,873 1,348	5,127 6,096,827 1,189
848 1,175,337 1,386	517 908,062 1,756	1,071 1,286,390 1,201	544 1,191,698 2,191	323 632,898 1,959	471 818,371 1,738	422 832,125 1,972
41 15,146 369	56 33,485 598	238 133,483 561	17 7,749 456		7 3,213 459	
57 29,878 524	377 335,852 891	381 411,076 1,079	232 443,310 1,911	68 239,358 3,520	64 262,080 4,095	277 374,892 1,353
15 8,988 599		77 69,741 906	9 64,838 7,204		62 101,893 1,643	99 130,043 1,314
14 22,313 1,594	3 3,465 1,155	21 35,007 1,667				
	2 1,008 504		148 76,115 514			
526 1,630,125 3,099	387 1,218,792 3,149	264 1,117,384 4,233	1,087 2,593,076 2,386	208 646,436 3,108	242 840,634 3,474	772 2,442,212 3,163
	16 15,330 958		22 20,160 916	196 111,607 569	74 48,720 658	66 48,300 732
		2 0 0		5 12,600 2,520	13 68,565 5,274	4 20,286 5,072
			19 56,333 2,965	8 25,579 3,197		
		3 15,750 5,250			2 36,225 18,113	
		96 51,660 538	60 23,625 394			
					4 6,615 1,654	10 9,713 971
	7 2,100 300	10 18,680 1,868	3 4,568 1,523			
33,397 17,155,284 514	33,596 16,895,049 503	62,228 26,547,953 427	65,897 28,505,350 433	40,174 19,060,724 474	27,224 15,170,516 557	34,144 20,167,854 591
3,195 2,357,570 738	4,172 2,577,939 618	7,698 3,569,996 464	11,433 4,309,737 377	7,626 3,423,935 449	4,302 3,039,755 707	6,569 4,705,502 716
	43 74,718 1,738	100 52,500 525	12,374 4,544,820 367		2,155 841,103 390	10,152 3,826,200 377
25,536 12,126,129 475	25,694 11,831,338 460	44,981 17,800,237 396	26,686 11,605,062 435	7,829 3,605,527 461	4,059 1,826,502 450	1,350 577,815 428

(1) 鮮魚

品目別・出荷地	計	4月	5月	6月	7月	8月
いか類	10,709	5	25	233	59	908
岩手	5,302,613	1,890	15,750	128,379	26,670	247,406
	495	378	630	551	452	272
宮城	16,741	346	239			225
	6,971,973	155,784	66,781			118,125
	416	450	279			525
秋田	129					
	50,715					
	393					
山形	7,858		2,453	4,007	250	625
	2,784,285		694,260	1,412,460	173,775	322,350
	354		283	352	695	516
茨城	75,833	11,059	8,953	6,332	4,073	2,700
	44,764,134	6,675,589	4,713,194	3,657,689	2,623,687	1,755,856
	590	604	526	578	644	650
千葉	22,661	3,271	7,715	6,883	924	1,266
	10,769,658	2,012,150	3,331,209	2,961,305	571,600	662,130
	475	615	432	430	619	523
東京	669	98	182	154	118	
	767,326	141,122	214,623	145,898	146,739	
	1,147	1,440	1,179	947	1,244	
神奈川	5			2		
	6,962			2,898		
	1,392			1,449		
新潟	1,149	76	170			
	580,181	41,160	50,505			
	505	542	297			
富山	14,399	1,066	2,114			
	8,105,086	1,257,376	882,023			
	563	1,180	417			
福井	810	70				180
	771,803	41,475				266,175
	953	593				1,479
静岡	531	160				
	322,756	84,000				
	608	525				
愛知	110					
	70,614					
	642					
兵庫	338	78	36			
	247,380	70,245	30,450			
	732	901	846			
鳥取	4,007	1,584	900			
	3,418,295	1,219,684	681,978			
	853	770	758			
島根	235	180	15			
	249,165	174,090	23,625			
	1,060	967	1,575			
山口	2,874			333	122	230
	3,179,085			472,500	185,325	375,900
	1,106			1,419	1,519	1,634
福岡	2,672	28		180	414	270
	2,262,120	23,625		255,150	656,250	454,650
	847	844		1,418	1,585	1,684
大分	53					
	56,313					
	1,063					
宮崎	16		16			
	21,000		21,000			
	1,313		1,313			
鹿児島	300	36	14			16
	444,810	60,244	21,000			12,180
	1,483	1,673	1,500			761
沖縄	24					24
	31,106					31,106
	1,296					1,296

上段：数量=kg  
 单位 中断：金額=円  
 下段：単価=円

9月	10月	11月	12月	1月	2月	3月
949	1,075	950	3,234	3,271		
311,956	398,803	553,325	1,925,692	1,692,742		
329	371	582	595	517		
914	180	5,509	3,441	2,880	1,863	1,144
327,464	94,500	2,588,754	1,285,801	905,229	846,252	583,283
358	525	470	374	314	454	510
					96	33
					40,320	10,395
					420	315
105	150	65	203			
33,810	47,250	23,100	77,280			
322	315	355	381			
1,830	1,425	1,526	6,169	10,536	9,770	11,460
1,083,805	883,983	1,028,954	3,610,998	5,760,173	5,757,486	7,212,720
592	620	674	585	547	589	629
48			979	593	240	742
30,240			403,255	204,460	241,293	352,016
630			412	345	1,005	474
	0	15	2	100		
	0	58,044	12,600	48,300		
	0	3,870	6,300	483		
			3			
			4,064			
			1,355			
		12	616	60	210	5
		8,190	277,464	26,828	171,834	4,200
		683	450	447	818	840
		575	555	5,619	3,518	952
		279,892	277,977	2,441,515	1,632,068	1,334,235
		487	501	435	464	1,402
168	129	204	59			
227,325	118,587	94,332	23,909			
1,353	919	462	405			
49	60	177	30	45		10
30,030	50,400	117,495	14,175	18,901		7,755
613	840	664	473	420		776
	107	3				
	69,826	788				
	653	263				
208	16					
136,605	10,080					
657	630					
		214	24	150	206	929
		87,470	8,930	258,825	298,463	862,945
		409	372	1,726	1,449	929
40						
51,450						
1,286						
199	527	158	80	250	350	625
335,475	722,925	239,400	118,650	121,485	181,860	425,565
1,686	1,372	1,515	1,483	486	520	681
156		23		1,201	400	
103,425		32,025		540,960	196,035	
663		1,392		450	490	
				14		39
				11,844		44,469
				846		1,140
	18	18	9		55	134
	14,700	13,451	4,936		97,545	220,754
	817	747	548		1,774	1,647

## (1) 鮮魚

品目別・出荷地	計	4月	5月	6月	7月	8月
たこ類	171,735	14,086	12,911	14,515	17,558	17,878
合計	199,570,690	16,081,002	14,979,951	16,469,185	18,966,237	19,240,821
平均単価	1,162	1,142	1,160	1,135	1,080	1,076
福島	128,236 156,610,855 1,221	10,076 12,240,302 1,215	8,356 10,792,274 1,292	10,388 12,642,713 1,217	13,822 15,096,220 1,092	15,388 16,958,957 1,102
北海道	17,021 18,350,548 1,078	1,901 1,788,371 941	2,445 2,403,870 983	2,148 2,048,025 953	1,814 1,741,279 960	1,073 971,828 906
青森	3,190 3,190,218 1,000	535 609,581 1,139	616 514,772 836	355 322,157 907	377 345,653 917	111 118,132 1,064
岩手	5,516 3,822,732 693	531 411,045 774	187 182,124 974	156 153,059 981	111 100,013 901	45 18,806 418
宮城	4,079 3,701,568 907	169 132,695 785	303 248,283 819	725 651,965 899	629 596,007 948	703 660,262 939
秋田	420 645,225 1,536	190 294,525 1,550	230 350,700 1,525			
山形	241 173,298 719		118 72,403 614	77 54,401 707	30 33,222 1,107	16 13,272 830
茨城	9,986 9,913,414 993	644 547,783 851	602 351,622 584	613 519,081 847	775 1,053,843 1,360	522 470,164 901
千葉	43 38,882 904					
東京	2,996 3,118,763 1,041	40 56,700 1,418	50 63,000 1,260	50 73,500 1,470		20 29,400 1,470
新潟	7 5,187 741		4 903 226	3 4,284 1,428		
うに類	26,689	2,556	2,770	2,637	3,114	3,371
合計	248,720,124	20,311,872	23,202,938	19,340,560	24,595,821	31,483,859
平均単価	9,319	7,947	8,377	7,334	7,898	9,340
福島	10 47,250 4,725				10 47,250 4,725	
北海道	9,354 118,135,501 12,629	1,002 9,734,088 9,715	913 9,814,723 10,750	878 9,297,918 10,590	1,083 13,187,641 12,177	1,296 17,785,539 13,723
青森	4,177 16,455,339 3,940	590 2,928,254 4,963	864 4,881,159 5,649	1,014 3,598,678 3,549	960 2,413,374 2,514	593 1,157,730 1,952
岩手	93 1,005,900 10,816	10 97,650 9,765	13 106,050 8,158	5 37,800 7,560	21 235,200 11,200	44 529,200 12,027
宮城	2,287 26,225,573 11,467	107 1,299,535 12,145	244 2,999,537 12,293	290 3,187,279 10,991	438 4,813,416 10,990	562 6,260,695 11,140
茨城	6 6,773 1,129		6 6,773 1,129			
千葉	3,630 27,057,110 7,454	321 2,328,165 7,253	159 1,052,774 6,621	73 420,893 5,766	88 517,755 5,884	294 1,754,446 5,968
東京	5,877 50,170,920 8,537	414 3,122,031 7,541	481 3,643,828 7,576	366 2,716,354 7,422	451 2,945,330 6,531	536 3,809,139 7,107
神奈川	68 501,008 7,368	7 56,700 8,100	51 407,453 7,989			2 16,800 8,400

上段：数量=kg  
 单位 中断：金額=円  
 下段：単価=円

9月	10月	11月	12月	1月	2月	3月
10,298	9,255	12,162	31,424	8,386	8,969	14,293
11,919,953	11,194,742	14,378,531	38,547,056	9,796,752	10,670,653	17,325,807
1,158	1,210	1,182	1,227	1,168	1,190	1,212
8,441	8,029	8,873	23,010	5,690	6,366	9,797
10,252,609	9,889,512	11,030,090	29,356,531	7,441,368	8,280,676	12,629,603
1,215	1,232	1,243	1,276	1,308	1,301	1,289
991	683	1,032	2,315	662	691	1,266
988,365	861,105	1,336,377	3,003,105	776,055	860,160	1,572,008
997	1,261	1,295	1,297	1,172	1,245	1,242
30	36	216	312	222	217	163
22,827	45,360	209,475	302,044	257,797	244,726	197,694
761	1,260	970	968	1,161	1,128	1,213
139	112	1,204	1,645	950	386	50
68,933	65,658	909,231	1,067,281	568,922	245,981	31,679
496	586	755	649	599	637	634
63	27	142	487	84	36	711
47,096	20,184	118,817	488,182	56,614	26,912	654,551
748	748	837	1,002	674	748	921
534	368	540	2,309	541	867	1,671
390,498	312,923	540,128	3,117,079	511,973	725,348	1,372,972
731	850	1,000	1,350	946	837	822
			31		12	
			32,634		6,248	
			1,053		521	
100		155	1,315	237	394	635
149,625		234,413	1,180,200	184,023	280,602	867,300
1,496		1,512	897	776	712	1,366
1,779	1,567	1,756	2,374	1,688	1,182	1,895
17,745,325	16,514,939	16,954,066	29,872,397	15,704,323	12,512,304	20,481,720
9,975	10,539	9,655	12,583	9,304	10,586	10,808
727	430	623	743	602	428	629
8,876,491	6,028,628	8,600,655	13,222,335	6,554,160	6,065,115	8,968,208
12,210	14,020	13,805	17,796	10,887	14,171	14,258
15			2	7	2	130
89,775			34,860	84,630	23,520	1,243,359
5,985			17,430	12,090	11,760	9,564
190	46	65	47	21	103	174
2,304,386	528,256	612,150	500,850	199,500	1,283,889	2,236,080
12,128	11,484	9,418	10,656	9,500	12,465	12,851
355	447	381	560	325	277	350
2,750,108	3,905,006	2,326,279	4,850,468	2,349,270	2,128,939	2,673,007
7,747	8,736	6,106	8,662	7,229	7,686	7,637
397	509	521	826	546	307	523
3,369,399	4,973,438	4,320,040	8,948,054	5,179,168	2,539,336	4,604,803
8,487	9,771	8,292	10,833	9,486	8,271	8,805
8						
20,055						
2,507						

## (1) 鮮魚

品目別・出荷地	計	4月	5月	6月	7月	8月
うに類	4		4			
新潟	1,313		1,313			
	328		328			
大阪	377	27				42
	1,907,856	146,265				145,110
	5,061	5,417				3,455
山口	675	78	35	2		2
	6,605,033	599,184	289,328	25,200		25,200
	9,785	7,682	8,267	12,600		12,600
愛媛	72			9	63	
	492,293			56,438	435,855	
	6,837			6,271	6,918	
長崎	59					
	108,255					
	1,835					
なまこ	1,772	211	247	250	143	112
合計	3,114,475	416,851	381,731	371,255	253,471	230,057
平均単価	1,758	1,976	1,545	1,485	1,773	2,054
青森	99					
	77,805					
	786					
岩手	23					
	21,431					
	932					
宮城	16					
	6,300					
	394					
山形	15					
	17,850					
	1,190					
神奈川	108					
	127,512					
	1,181					
新潟	258	32	94	90	7	
	216,500	30,870	75,758	69,195	7,350	
	839	965	806	769	1,050	
静岡	13				5	5
	23,940				10,500	10,500
	1,842				2,100	2,100
島根	98	54	20			
	96,548	51,293	16,800			
	985	950	840			
広島	1,142	125	133	160	131	107
	2,526,589	334,688	289,173	302,060	235,621	219,557
	2,212	2,678	2,174	1,888	1,799	2,052
あゆ	4,710	386	533	1,245	1,204	653
合計	6,370,770	503,571	597,768	1,351,453	1,718,910	971,748
平均単価	1,353	1,305	1,122	1,086	1,428	1,488
栃木	1,012	2		348	644	14
	1,268,295	36,120		357,105	814,380	18,690
	1,253	18,060		1,026	1,265	1,335
東京	2,108	46	72	269	406	635
	3,209,102	72,231	100,329	357,785	570,210	942,085
	1,522	1,570	1,393	1,330	1,404	1,484
静岡	1,581	338	461	628	154	
	1,863,542	395,220	497,439	636,563	334,320	
	1,179	1,169	1,079	1,014	2,171	
鹿児島	9					4
	29,831					10,973
	3,315					2,743
どじょう(うなぎ)	1,090	69	61	129	356	125
合計	6,318,122	315,526	230,612	638,537	2,404,094	732,376
平均単価	5,796	4,573	3,781	4,950	6,753	5,859
青森	43	4	21	18		
	85,176	11,550	41,874	31,752		
	1,981	2,888	1,994	1,764		



上段：数量=kg  
 单位 中断：金額=円  
 下段：単価=円

9月	10月	11月	12月	1月	2月	3月
76	45	55	47	49	20	16
232,001	293,528	336,474	258,773	254,835	104,580	136,290
3,053	6,523	6,118	5,506	5,201	5,229	8,518
11	90	81	145	113	45	73
103,110	786,083	736,418	2,025,242	1,028,370	366,925	619,973
9,374	8,734	9,092	13,967	9,101	8,154	8,493
		30	4	25		
		22,050	31,815	54,390		
		735	7,954	2,176		
103	106	61	106	225	128	80
202,153	227,799	143,248	217,168	274,999	209,086	186,657
1,963	2,149	2,348	2,049	1,222	1,633	2,333
			6	54	39	
			4,410	44,730	28,665	
			735	828	735	
				23		
				21,431		
				932		
				16		
				6,300		
				394		
					15	
					17,850	
					1,190	
			45	45	10	8
			74,025	37,800	9,450	6,237
			1,645	840	945	780
				17	12	6
				18,207	10,080	5,040
				1,071	840	840
				3		
				2,940		
				980		
				24		
				28,455		
				1,186		
103	106	61	55	43	52	66
202,153	227,799	143,248	138,733	115,136	143,041	175,380
1,963	2,149	2,348	2,522	2,678	2,751	2,657
393	199	15				82
628,975	384,090	30,240				184,015
1,600	1,930	2,016				2,244
						4
						42,000
						10,500
388	199	15				78
610,117	384,090	30,240				142,015
1,572	1,930	2,016				1,821
5						
18,858						
3,772						
84	29	30	72	20	35	80
492,336	157,868	175,875	407,474	117,075	191,100	455,249
5,861	5,444	5,863	5,659	5,854	5,460	5,691

## (1) 鮮魚

品目別・出荷地	計	4月	5月	6月	7月	8月
どじょう(うなぎ)	21			4	3	2
宮城	38,958 1,855			7,497 1,874	4,998 1,666	3,749 1,875
栃木	5 30,975 6,195				5 30,975 6,195	
静岡	1,021 6,163,013 6,036	65 303,976 4,677	40 188,738 4,718	107 599,288 5,601	348 2,368,121 6,805	123 728,627 5,924
あわび 合計 平均単価	12,311 68,812,491 5,590	2,426 12,710,944 5,239	2,168 11,080,795 5,111	739 4,159,698 5,629	889 4,743,002 5,335	896 5,128,904 5,724
福島	195 1,814,421 9,305	66 622,755 9,436	61 571,095 9,362	37 348,621 9,422	12 113,400 9,450	3 26,775 8,925
青森	137 303,009 2,212		20 44,352 2,218		8 18,480 2,310	10 22,176 2,218
宮城	1,438 11,232,240 7,811	103 716,678 6,958	53 412,440 7,782	117 886,190 7,574	192 1,481,436 7,716	173 1,349,450 7,800
山形	3 15,750 5,250					
茨城	199 1,619,869 8,140			23 169,975 7,390	28 202,650 7,238	105 822,204 7,831
千葉	6,506 34,377,781 5,284	2,030 10,299,753 5,074	1,834 9,151,565 4,990	318 1,701,982 5,352	241 1,330,952 5,523	215 1,185,615 5,514
東京	3,413 17,563,777 5,146	138 689,976 5,000	104 480,711 4,622	194 849,366 4,378	362 1,418,718 3,919	349 1,560,038 4,470
山梨	4 15,251 3,813					
静岡	216 1,202,145 5,565	39 210,630 5,401	36 229,950 6,388	21 124,320 5,920	28 128,835 4,601	21 105,840 5,040
山口	14 99,132 7,081					
愛媛	186 569,116 3,060	50 171,152 3,423	60 190,682 3,178	29 79,244 2,733	18 48,531 2,696	20 56,806 2,840
はまぐり 合計 平均単価	44,195 25,088,889 568	4,102 2,086,641 509	3,357 1,720,603 513	3,609 1,823,021 505	3,048 1,709,163 561	4,871 2,229,809 458
福島	5 525 105		5 525 105			
秋田	1,538 681,018 443	435 194,355 447	300 140,569 469	263 109,935 418	125 49,350 395	5 1,890 378
茨城	7,400 8,636,780 1,167	665 696,339 1,047	630 612,620 972	615 607,094 987	552 638,789 1,157	540 641,750 1,188
千葉	28,708 11,441,941 399	2,664 966,038 363	2,202 821,457 373	2,549 985,394 387	2,225 928,778 417	4,182 1,495,288 358
山梨	10 7,560 756					
三重	6,534 4,321,065 661	338 229,909 680	220 145,432 661	182 120,598 663	146 92,246 632	144 90,881 631

上段：数量=kg  
 单位 中断：金額=円  
 下段：単価=円

9月	10月	11月	12月	1月	2月	3月
4	4		2			2
7,498	7,718		3,749			3,749
1,875	1,930		1,875			1,875
80	25	30	70	20	35	78
484,838	150,150	175,875	403,725	117,075	191,100	451,500
6,060	6,006	5,863	5,768	5,854	5,460	5,788
769	744	986	1,005	586	425	678
4,239,673	4,171,000	6,080,473	6,268,691	3,684,096	2,528,093	4,017,122
5,513	5,606	6,167	6,238	6,287	5,948	5,925
				3		13
				15,750		116,025
				5,250		8,925
8	11	10	30	10	20	10
16,632	23,961	22,176	66,528	22,176	44,352	22,176
2,079	2,178	2,218	2,218	2,218	2,218	2,218
97		165	241	143	54	100
818,161		1,262,736	1,944,784	1,146,287	442,818	771,260
8,435		7,653	8,070	8,016	8,200	7,713
						3
						15,750
						5,250
	33	10				
	320,040	105,000				
	9,698	10,500				
392	302	333	349	223	128	141
2,119,131	1,673,196	1,903,399	2,060,300	1,359,688	743,489	848,711
5,406	5,540	5,716	5,903	6,097	5,809	6,019
242	383	465	364	201	213	398
1,154,373	2,058,043	2,770,467	2,085,438	1,106,175	1,234,580	2,155,892
4,770	5,373	5,958	5,729	5,503	5,796	5,417
			4			
			15,251			
			3,813			
21	15	3	17	6	3	6
108,675	95,760	16,695	96,390	34,020	17,010	34,020
5,175	6,384	5,565	5,670	5,670	5,670	5,670
					7	7
					45,844	53,288
					6,549	7,613
9						
22,701						
2,522						
3,052	2,798	3,476	3,815	3,011	3,961	5,095
1,599,042	1,528,178	1,925,859	2,131,404	1,635,234	3,266,817	3,433,118
524	546	554	559	543	825	674
36	50	90	189	45		
14,364	23,625	40,795	91,172	14,963		
399	473	453	482	333		
518	676	642	694	395	767	706
607,478	828,345	722,274	772,538	458,588	1,083,810	967,155
1,173	1,225	1,125	1,113	1,161	1,413	1,370
2,420	1,850	2,258	2,121	1,821	1,944	2,472
925,378	535,186	875,114	788,508	724,710	1,300,518	1,095,572
382	289	388	372	398	669	443
	10					
	7,560					
	756					
78	212	486	811	750	1,250	1,917
51,822	133,462	287,676	479,186	436,973	882,489	1,370,391
664	630	592	591	583	706	715

## (1) 鮮魚

品目別・出荷地	計	4月	5月	6月	7月	8月
あさり	144,154	18,226	15,571	13,660	12,519	11,417
合計	87,667,550	10,148,575	8,991,007	8,283,348	7,700,971	7,206,872
平均単価	608	557	577	606	615	631
北海道	27,831 19,580,376 704	2,014 1,421,912 706	2,242 1,503,811 671	3,087 1,897,461 615	3,460 2,208,731 638	2,475 1,754,484 709
宮城	18,990 10,921,092 575	2,117 1,130,493 534	2,404 1,320,178 549	1,471 884,468 601	1,670 1,002,386 600	1,403 844,939 602
秋田	186 107,006 575		76 46,893 617	80 38,063 476		
茨城	1,170 1,877,694 1,605	108 172,368 1,596	82 134,064 1,635	108 172,368 1,596	59 95,760 1,623	107 172,368 1,611
千葉	91,404 52,162,003 571	12,888 6,785,170 526	9,352 5,142,225 550	8,175 4,803,582 588	7,108 4,223,001 594	7,255 4,295,221 592
東京	134 73,878 551	96 40,320 420	22 13,230 601			
新潟	1,641 1,275,021 777	201 160,146 797	266 191,205 719	217 170,331 785	204 160,068 785	168 132,300 788
静岡	320 257,253 804					
愛知	239 220,448 922	85 86,625 1,019	130 112,088 862	15 14,175 945		9 7,560 840
三重	2,239 1,192,779 533	717 351,541 490	997 527,313 529	507 302,900 597	18 11,025 613	
ほたて	139,755	13,324	11,074	13,575	12,782	16,827
合計	111,136,894	9,314,623	8,827,210	10,225,814	10,107,807	12,121,446
平均単価	795	699	797	753	791	720
北海道	77,356 73,285,406 947	8,002 6,905,221 863	6,703 5,794,856 865	9,044 7,210,163 797	8,715 7,109,595 816	8,554 7,161,246 837
青森	15,457 9,056,009 586	3,285 1,122,199 342	1,686 1,129,644 670	402 742,088 1,846	2,142 1,805,139 843	1,041 1,001,805 962
岩手	413 205,401 497	79 48,300 611				
宮城	45,020 26,506,895 589	1,894 1,109,207 586	2,182 1,418,877 650	4,052 2,148,644 530	1,813 1,011,465 558	7,154 3,777,795 528
東京	1,439 1,950,127 1,355	60 121,380 2,023	495 467,201 944	73 116,603 1,597	100 156,660 1,567	68 160,440 2,359
静岡	0 0 0					10 20,160 2,016
愛媛	70 133,056 1,901	4 8,316 2,079	8 16,632 2,079	4 8,316 2,079	12 24,948 2,079	
かき	106,740	3,544	5,060	6,240	9,441	10,985
合計	97,258,248	2,553,810	3,416,203	3,969,652	5,572,238	6,306,625
平均単価	911	721	675	636	590	574
福島	509 301,981 593				198 120,120 607	311 181,861 585
青森	12 2,814 235					

上段：数量=kg  
 单位 中断：金額=円  
 下段：単価=円

9月	10月	11月	12月	1月	2月	3月
10,900	10,514	10,080	9,383	9,001	9,612	13,271
6,967,646	6,636,298	6,303,456	5,901,453	5,537,459	5,871,275	8,119,190
639	631	625	629	615	611	612
2,986	2,832	2,421	2,132	1,384	1,225	1,573
2,148,407	1,958,461	1,751,779	1,577,731	1,038,095	999,916	1,319,588
719	692	724	740	750	816	839
1,148	1,302	1,072	1,343	1,539	1,382	2,139
670,531	757,156	635,357	790,652	894,286	814,644	1,176,002
584	582	593	589	581	589	550
	30					
	22,050					
	735					
119	109	84	95	107	96	96
191,520	173,166	134,064	153,216	172,368	153,216	153,216
1,609	1,589	1,596	1,613	1,611	1,596	1,596
6,467	6,027	6,317	5,792	5,971	6,869	9,183
3,815,312	3,549,086	3,635,718	3,363,348	3,432,710	3,871,999	5,244,631
590	589	576	581	575	564	571
	16					
	20,328					
	1,271					
180	198	186	21			
141,876	156,051	146,538	16,506			
788	788	788	786			
					40	280
					31,500	225,753
					788	806
12,490	9,649	12,525	12,125	7,218	7,857	10,309
9,922,963	7,760,412	9,936,565	10,782,008	6,603,531	6,859,390	8,675,125
794	804	793	889	915	873	842
6,929	3,405	6,388	7,625	4,452	3,753	3,786
6,548,555	4,145,225	6,741,478	7,934,754	4,617,581	3,955,928	5,160,804
945	1,217	1,055	1,041	1,037	1,054	1,363
737	302	72	392	587	1,692	3,119
549,257	192,964	105,840	231,630	344,400	789,810	1,041,233
745	639	1,470	591	587	467	334
5	152	177				
1,365	77,616	78,120				
273	511	441				
4,747	5,726	5,880	4,076	2,179	2,143	3,174
2,654,190	3,196,515	2,994,495	2,592,608	1,641,550	1,772,717	2,188,832
559	558	509	636	753	827	690
78	56		28		265	216
181,440	131,460		14,700		332,619	267,624
2,326	2,348		525		1,255	1,239
-10						
-20,160						
2,016						
4	8	8	4		4	14
8,316	16,632	16,632	8,316		8,316	16,632
2,079	2,079	2,079	2,079		2,079	1,188
5,283	9,238	13,758	14,212	10,930	9,432	8,617
2,860,358	7,183,786	16,890,276	17,362,152	12,671,503	10,093,065	8,378,580
541	778	1,228	1,222	1,159	1,070	972
				12		
				2,814		
				235		

## (1) 鮮魚

品目別・出荷地	計	4月	5月	6月	7月	8月
かき	41	18				
岩手	33,642	8,820				
	821	490				
宮城	24,999	463	568	320	1,178	1,457
	15,521,464	166,532	147,317	93,450	240,871	307,755
	621	360	259	292	204	211
秋田	1,327		20		705	552
	712,877		9,240		477,960	199,710
	537		462		678	362
山形	1,909	64		288	819	738
	1,452,368	50,400		198,556	648,378	555,034
	761	788		689	792	752
茨城	70		70			
	51,450		51,450			
	735		735			
千葉	27,010	860	2,011	2,975	4,088	5,662
	16,377,275	463,310	1,208,019	1,778,668	2,540,359	3,780,739
	606	539	601	598	621	668
東京	214	76	18	90		
	170,783	79,328	16,380	49,875		
	798	1,044	910	554		
新潟	609			80	66	463
	305,551			43,575	54,180	207,796
	502			545	821	449
石川	55	20	35			
	66,990	32,760	34,230			
	1,218	1,638	978			
三重	30			30		
	19,110			19,110		
	637			637		
兵庫	21,625	1,455	1,452	1,137	279	120
	29,013,165	1,383,480	1,336,230	1,008,053	212,625	75,600
	1,342	951	920	887	762	630
広島	21,678	12				
	29,147,921	7,350				
	1,345	613				
大分	6,652	576	886	1,320	2,108	1,682
	4,080,857	361,830	613,337	778,365	1,277,745	998,130
	613	628	692	590	606	593
ほっき	80,272	6,571	6,199	5,511	6,008	6,526
合計	45,637,760	3,208,474	3,251,597	3,271,750	4,151,546	4,878,618
平均単価	569	488	525	594	691	748
北海道	66,424	5,405	6,175	5,232	5,769	6,057
	41,660,051	2,877,322	3,238,997	3,176,934	4,066,181	4,723,008
	627	532	525	607	705	780
青森	11,923	1,166				
	3,290,273	331,152				
	276	284				
秋田	132		24	24		
	68,040		12,600	12,600		
	515		525	525		
茨城	1,478			210	224	439
	482,108			68,828	80,640	146,160
	326			328	360	333
千葉	105			45	15	30
	32,288			13,388	4,725	9,450
	308			298	315	315
東京	210					
	105,000					
	500					
さざえ	8,309	501	675	801	1,028	1,532
合計	10,357,259	574,380	785,862	907,117	1,250,131	1,880,996
平均単価	1,247	1,146	1,164	1,132	1,216	1,228
青森	46			35	5	
	63,000			49,350	7,350	
	1,370			1,410	1,470	

上段：数量=kg  
 单位 中断：金額=円  
 下段：単価=円

9月	10月	11月	12月	1月	2月	3月
				8		15
				9,450		15,372
				1,181		1,025
1,223	4,814	3,573	3,923	2,516	2,243	2,721
278,303	3,034,598	3,263,516	2,772,496	2,022,002	1,651,923	1,542,701
228	630	913	707	804	736	567
		16	34			
		8,925	17,042			
		558	501			
3,900	2,814	2,196	870	800	350	484
2,472,855	1,511,790	1,277,115	452,970	419,685	171,045	300,720
634	537	582	521	525	489	621
30						
25,200						
840						
	768	3,245	4,479	3,128	2,827	2,735
	1,401,128	5,135,777	6,730,678	4,349,795	3,827,106	3,552,693
	1,824	1,583	1,503	1,391	1,354	1,299
50	842	4,728	4,906	4,466	4,012	2,662
32,550	1,236,270	7,204,943	7,388,966	5,867,757	4,442,991	2,967,094
651	1,468	1,524	1,506	1,314	1,107	1,115
80						
51,450						
643						
6,000	5,237	5,548	8,868	6,961	5,398	11,445
3,606,387	3,371,604	3,602,763	4,820,241	3,491,675	3,280,359	4,702,746
601	644	649	544	502	608	411
5,686	5,225	5,500	7,363	4,358	4,346	5,308
3,504,327	3,364,674	3,577,563	4,326,319	2,738,033	2,941,103	3,125,590
616	644	650	588	628	677	589
			1,415	2,413	812	6,117
			446,672	682,662	262,081	1,567,706
			316	283	323	256
24	12	48				
10,710	6,930	25,200				
446	578	525				
275				90	240	0
86,625				22,680	77,175	0
315				252	322	0
15						
4,725						
315						
			90	100		20
			47,250	48,300		9,450
			525	483		473
580	533	552	993	366	340	408
725,382	654,087	734,223	1,503,622	422,940	388,500	530,019
1,251	1,227	1,330	1,514	1,156	1,143	1,299
6						
6,300						
1,050						

## (1) 鮮魚

品目別・出荷地	計	4月	5月	6月	7月	8月
さざえ	10				10	
秋田	6,300				6,300	
	630				630	
山形	166				40	
	120,162				30,240	
	724				756	
千葉	2,841	161	146	182	342	643
	3,982,896	234,171	213,885	266,511	466,578	806,793
	1,402	1,454	1,465	1,464	1,364	1,255
東京	30					
	24,675					
	823					
神奈川	1,998		190	303	294	450
	1,990,875		170,100	275,783	286,367	462,525
	996		895	910	974	1,028
新潟	105		5	65	25	
	74,025		4,200	45,150	18,375	
	705		840	695	735	
福井	15					15
	13,388					13,388
	893					893
静岡	431	180	144	5	28	29
	442,259	142,809	142,527	8,138	43,470	49,665
	1,026	793	990	1,628	1,553	1,713
愛知	16			16		
	7,560			7,560		
	473			473		
大阪	5					
	8,064					
	1,613					
島根	120	10				
	92,400	8,400				
	770	840				
山口	201	20	10	30		10
	181,440	14,700	9,450	24,150		10,500
	903	735	945	805		1,050
福岡	246					
	525,000					
	2,134					
長崎	2,079	130	180	165	284	385
	2,825,215	174,300	245,700	230,475	391,451	538,125
	1,359	1,341	1,365	1,397	1,378	1,398
しじみ 計	125,766	9,870	9,964	12,730	16,302	8,972
平均単価	71,071,977	5,849,040	5,362,123	6,207,097	9,566,063	5,728,661
	565	593	538	488	587	639
青森	10,122	837	1,330	1,796	1,184	580
	8,927,686	699,619	1,030,470	1,288,351	949,096	693,420
	882	836	775	717	802	1,196
秋田	31		18	13		
	24,570		17,430	7,140		
	793		968	549		
茨城	59,579	4,943	5,202	5,741	6,420	5,318
	28,508,807	2,408,353	2,247,870	1,731,046	3,346,490	3,173,220
	479	487	432	302	521	597
千葉	41,694	1,284	1,770	4,673	6,819	960
	25,711,760	973,550	1,223,832	3,053,090	4,234,704	674,943
	617	758	691	653	621	703
静岡	2,292		12	324	276	
	577,080		2,520	78,750	68,040	
	252		210	243	247	
愛知	4,916	1,835	1,158	48	180	15
	3,233,582	1,148,858	665,281	26,670	112,613	5,985
	658	626	575	556	626	399
三重	6,282	971	174		1,323	2,024
	3,845,678	618,660	109,620		830,970	1,162,980
	612	637	630		628	575



上段：数量=kg  
 单位 中断：金額=円  
 下段：単価=円

9月	10月	11月	12月	1月	2月	3月
26 27,300 1,050	60 30,450 508	40 32,172 804				
193 274,407 1,422	196 288,120 1,470	236 346,626 1,469	309 449,736 1,455	135 198,450 1,470	110 161,700 1,470	188 275,919 1,468
					30 24,675 823	
185 190,050 1,027	162 184,128 1,137	70 79,800 1,140	154 166,247 1,080	80 75,075 938	65 58,275 897	45 42,525 945
10 6,300 630						
30 43,575 1,453		15 12,075 805				
	5 8,064 1,613					
			30 26,250 875	30 23,100 770	30 19,950 665	20 14,700 735
				71 63,840 899	40 39,900 998	20 18,900 945
		6 21,000 3,500	240 504,000 2,100			
130 177,450 1,365	110 143,325 1,303	185 242,550 1,311	260 357,389 1,375	50 62,475 1,250	65 84,000 1,292	135 177,975 1,318
9,518 5,337,631 561	10,885 5,444,615 500	12,760 6,032,537 473	9,487 5,264,894 555	9,034 5,492,363 608	8,235 5,455,815 663	8,009 5,331,138 666
522 601,335 1,152	643 567,735 883	716 464,889 649	1,014 994,666 981	553 618,975 1,119	398 504,420 1,267	549 514,710 938
6,155 3,050,202 496	7,521 3,439,219 457	9,530 4,259,504 447	4,022 1,972,924 491	1,537 950,514 618	1,394 869,582 624	1,796 1,059,883 590
1,207 812,598 673	1,296 856,801 661	2,058 1,197,894 582	4,391 2,273,679 518	6,869 3,883,499 565	5,903 3,680,188 623	4,464 2,846,982 638
372 97,650 263	852 219,870 258	456 110,250 242				
15 4,725 315			15 9,450 630	15 11,025 735	525 393,750 750	1,110 855,225 770
1,217 762,458 627	573 360,990 630					

## (1) 鮮魚

品目別・出荷地	計	4月	5月	6月	7月	8月
しじみ	330			15		75
島根	133,089			1,575		18,113
	403			105		242
山口	520		300	120	100	
	109,725		65,100	20,475	24,150	
	211		217	171	242	
その他貝類	94,210	7,752	8,416	7,488	9,741	8,705
合計	93,616,532	8,026,416	7,699,537	7,030,804	10,467,513	10,017,651
平均単価	994	1,035	915	939	1,075	1,151
福島	2,294				798	544
	2,985,193				1,170,173	883,260
	1,301				1,466	1,624
北海道	28,035	3,198	2,622	3,492	2,878	3,009
	46,807,692	3,961,023	3,623,603	3,714,326	4,414,727	5,186,271
	1,670	1,239	1,382	1,064	1,534	1,724
青森	1,917	228	465	214	420	405
	900,467	110,369	180,623	70,614	205,223	264,653
	470	484	388	330	489	653
岩手	1,413	118				84
	444,731	49,245				35,280
	315	417				420
宮城	13,563	846	148	212	441	260
	5,190,468	417,795	241,501	275,629	141,657	67,988
	383	494	1,632	1,300	321	261
秋田	20			4	16	
	11,760			2,520	9,240	
	588			630	578	
山形	176			24	152	
	82,136			16,380	65,756	
	467			683	433	
茨城	1,316	24	184	27	363	145
	1,822,914	50,400	92,402	29,138	517,766	220,311
	1,385	2,100	502	1,079	1,426	1,519
埼玉	1,125	109	96	48	42	6
	1,048,908	79,800	72,450	40,950	43,575	7,350
	932	732	755	853	1,038	1,225
千葉	24,744	1,387	3,326	1,972	2,486	2,350
	12,282,306	1,097,620	1,797,235	1,198,263	1,342,689	1,011,782
	496	791	540	608	540	431
東京	4		2	1		
	19,635		12,075	2,625		
	4,909		6,038	2,625		
神奈川	676	95	53	66	67	72
	2,001,720	299,880	172,305	208,530	210,105	168,525
	2,961	3,157	3,251	3,160	3,136	2,341
新潟	138		11	5		24
	164,867		2,310	1,575		32,693
	1,195		210	315		1,362
静岡	1,501	75	22	62	156	342
	2,595,149	150,990	77,595	145,845	255,360	604,748
	1,729	2,013	3,527	2,352	1,637	1,768
愛知	3,306	558	280	341	588	358
	5,590,270	929,075	426,784	544,857	954,664	556,922
	1,691	1,665	1,524	1,598	1,624	1,556
三重	409	70	60	50	80	
	253,367	40,950	34,389	27,825	41,475	
	619	585	573	557	518	
京都	10		10			
	75,600		75,600			
	7,560		7,560			
兵庫	10					
	10,185					
	1,019					
島根	5	5				
	5,250	5,250				
	1,050	1,050				

上段：数量=kg  
 单位 中断：金額=円  
 下段：単価=円

9月	10月	11月	12月	1月	2月	3月
30			45	60	15	90
8,663			14,175	28,350	7,875	54,338
289			315	473	525	604
8,252	7,575	7,446	8,954	5,643	5,584	8,654
8,124,638	6,976,430	7,196,921	8,987,708	4,911,042	5,796,502	8,381,370
985	921	967	1,004	870	1,038	968
140	40	182	257	44	97	192
226,170	75,600	191,835	155,610	42,000	67,725	172,820
1,616	1,890	1,054	605	955	698	900
1,983	1,628	1,764	2,734	1,321	1,471	1,935
3,775,329	3,461,590	4,000,139	4,945,923	2,322,811	3,091,433	4,310,517
1,904	2,126	2,268	1,809	1,758	2,102	2,228
125	10					50
53,235	5,250					10,500
426	525					210
303	60	125	466	233	24	
73,028	19,110	40,609	146,661	73,238	7,560	
241	319	325	315	314	315	
1,309	1,712	1,699	1,628	1,278	1,348	2,682
758,591	613,709	538,543	530,646	445,152	411,488	747,769
580	358	317	326	348	305	279
207	52	91	98	41	48	36
216,932	96,055	159,969	195,994	67,547	100,800	75,600
1,048	1,847	1,758	2,000	1,647	2,100	2,100
12	30	42	182	150	162	246
9,450	23,583	37,275	173,250	143,325	182,175	235,725
788	786	888	952	956	1,125	958
2,645	2,528	2,163	1,781	1,283	1,080	1,743
1,162,460	1,082,523	810,029	809,217	544,952	504,895	920,641
439	428	374	454	425	467	528
1						
4,935						
4,935						
36	24	17	96	46	70	34
113,715	76,545	51,975	263,235	136,080	199,290	101,535
3,159	3,189	3,057	2,742	2,958	2,847	2,986
6	20	16	16	12	18	10
8,001	24,276	21,336	21,336	16,002	24,003	13,335
1,334	1,214	1,334	1,334	1,334	1,334	1,334
215	289	182	82	27	31	18
361,200	392,931	195,300	194,250	38,850	101,850	76,230
1,680	1,360	1,073	2,369	1,439	3,285	4,235
317	145	141	153	95	83	247
582,646	282,399	248,327	343,875	146,161	141,855	432,705
1,838	1,948	1,761	2,248	1,539	1,709	1,752
				40	80	29
				28,088	59,325	21,315
				702	742	735
	10					
	10,185					
	1,019					

## (1) 鮮魚

品目別・出荷地	計	4月	5月	6月	7月	8月
その他貝類	957	138	114	96		73
山口	766,868	120,960	93,870	73,080		56,858
	801	877	823	761		779
福岡	146	10	20	10	10	10
	189,000	9,450	27,720	18,270	18,270	18,270
	1,295	945	1,386	1,827	1,827	1,827
長崎	12,240	891	997	864	1,235	1,014
	9,781,936	703,609	756,475	660,377	1,047,853	875,230
	799	790	759	764	848	863
大分	202		6		9	6
	582,750		12,600		28,980	24,150
	2,885		2,100		3,220	4,025
鹿児島	3					3
	3,360					3,360
	1,120					1,120
貝焼	7,600	350	1,225	2,002	1,892	702
合計	34,295,748	1,545,976	5,139,334	7,638,547	8,128,717	3,732,761
平均単価	4,513	4,417	4,195	3,815	4,296	5,317
福島	47	2			15	
	455,574	32,550			265,524	
	9,693	16,275			17,702	
北海道	1,639	84	109	151	72	191
	8,262,698	406,831	515,974	714,427	347,293	893,035
	5,041	4,843	4,734	4,731	4,824	4,676
青森	5,914	264	1,116	1,851	1,805	511
	25,577,476	1,106,595	4,623,360	6,924,120	7,515,900	2,839,726
	4,325	4,192	4,143	3,741	4,164	5,557
東京	0	0				
	0	0				
	0	0				
こんぶ	9,433	1,170	852	893	795	686
合計	4,514,149	456,878	448,879	474,761	421,835	327,079
平均単価	479	390	527	532	531	477
青森	856		108	114	88	56
	467,040		62,580	68,250	49,560	29,400
	546		579	599	563	525
岩手	8,398	1,146	739	774	693	630
	3,895,823	447,428	373,699	393,911	336,365	297,679
	464	390	506	509	485	473
宮城	52	24				
	25,620	9,450				
	493	394				
東京	86					
	36,961					
	430					
新潟	12					
	8,695					
	725					
福井	29		5	5	14	
	80,010		12,600	12,600	35,910	
	2,759		2,520	2,520	2,565	
わかめ	104,940	14,018	10,421	8,240	7,644	7,634
合計	55,853,399	6,952,455	5,839,032	5,003,568	4,620,190	4,625,150
平均単価	532	496	560	607	604	606
福島	2,404	190	370	375	315	220
	1,122,562	117,600	131,619	134,926	100,853	123,900
	467	619	356	360	320	563
北海道	3,302	29	215	111	158	669
	1,768,682	20,895	150,628	61,695	88,056	329,068
	536	721	701	556	557	492
青森	3,437	1,152	681	72	172	99
	953,769	178,920	120,120	37,800	80,220	51,975
	278	155	176	525	466	525
岩手	13,180	2,226	1,604	1,521	1,149	948
	8,470,616	1,221,515	1,060,796	1,018,266	772,409	633,330
	643	549	661	669	672	668

上段：数量=kg  
 单位 中断：金額=円  
 下段：単価=円

9月	10月	11月	12月	1月	2月	3月
60 45,675 761	102 79,065 775	54 43,470 805	47 40,425 860	90 66,780 742	54 40,635 753	129 106,050 822
				44 44,730 1,017	16 25,200 1,575	26 27,090 1,042
887 706,496 797	922 719,434 780	949 768,654 810	1,378 1,050,106 762	918 713,636 777	956 741,878 776	1,229 1,038,188 845
6 26,775 4,463	3 14,175 4,725	21 89,460 4,260	36 117,180 3,255	21 81,690 3,890	46 96,390 2,095	48 91,350 1,903
390 2,615,446 6,706	131 684,496 5,225	175 939,750 5,370	417 2,217,443 5,318	107 470,033 4,393	82 459,480 5,603	127 723,765 5,699
			30 157,500 5,250			
148 725,446 4,902	103 538,021 5,224	137 738,675 5,392	364 1,932,368 5,309	107 470,033 4,393	72 406,980 5,653	101 573,615 5,679
242 1,890,000 7,810	28 146,475 5,231	38 201,075 5,291	23 127,575 5,547		10 52,500 5,250	26 150,150 5,775
639 307,759 482	837 419,429 501	736 341,201 464	651 305,534 469	679 319,622 471	632 297,049 470	863 394,123 457
81 42,525 525	81 42,525 525	88 46,200 525	64 33,600 525	64 33,600 525	64 33,600 525	48 25,200 525
558 265,234 475	657 316,423 482	648 295,001 455	567 258,619 456	603 279,092 463	568 263,449 464	815 368,923 453
	8 4,620 578		8 4,620 578	12 6,930 578		
	86 36,961 430					
			12 8,695 725			
	5 18,900 3,780					
7,868 4,434,057 564	6,402 3,785,041 591	5,931 3,502,068 590	5,090 2,995,320 588	9,148 3,871,339 423	9,935 4,192,714 422	12,609 6,032,465 478
110 60,900 554	100 57,750 578	185 72,975 394	201 123,901 616	104 62,214 598	76 46,201 608	158 89,723 568
341 187,607 550	449 233,599 520	336 164,033 488	344 182,990 532	267 134,049 502	217 120,029 553	166 96,033 579
72 37,800 525	75 42,525 567	117 61,268 524	144 75,600 525	90 47,250 525	111 61,583 555	652 158,708 243
885 594,113 671	852 564,973 663	810 539,144 666	684 459,765 672	677 411,935 608	698 446,326 639	1,126 748,044 664

## (1) 鮮魚

品目別・出荷地	計	4月	5月	6月	7月	8月
わかめ	69,305	7,491	6,270	5,057	4,816	4,628
宮城	36,517,894	3,841,117	3,651,734	3,111,562	2,990,428	2,882,158
	527	513	582	615	621	623
秋田	15 6,300 420				15 6,300 420	
群馬	99 103,399 1,044	75 85,050 1,134	15 14,175 945			
千葉	50 19,530 391					
新潟	136 126,291 929				9 9,356 1,040	8 8,317 1,040
三重	60 37,802 630				12 7,245 604	12 7,245 604
熊本	12,952 6,726,554 519	2,855 1,487,358 521	1,266 709,960 561	1,104 639,319 579	998 565,323 566	1,050 589,157 561
その他藻類 合計 平均単価	108,308 63,666,190 588	10,710 6,345,034 592	10,279 5,748,376 559	10,601 6,449,047 608	11,133 6,614,403 594	10,303 6,310,898 613
福島	16,032 9,342,324 583	1,362 787,710 578	1,332 780,570 586	1,228 744,975 607	1,242 723,555 583	1,100 648,270 589
青森	103 54,758 532		24 12,600 525	75 34,598 461		
岩手	144 6,006 42	144 6,006 42				
宮城	2,930 3,698,409 1,262	441 521,108 1,182	246 214,783 873	210 176,400 840	224 188,160 840	216 180,968 838
秋田	268 562,643 2,099	31 67,200 2,168	20 47,460 2,373	64 132,300 2,067	76 158,025 2,079	48 99,120 2,065
茨城	32 80,220 2,507	32 80,220 2,507				
群馬	21 9,739 464					
埼玉	4,580 1,148,364 251	498 121,716 244	512 127,008 248	380 95,256 251	476 116,424 245	509 127,008 250
千葉	9,155 5,349,015 584	940 598,710 637	1,041 608,013 584	972 555,093 571	1,037 586,719 566	916 525,168 573
東京	22 62,496 2,841	3 12,600 4,200		3 12,600 4,200		
神奈川	30 19,845 662			10 6,615 662		20 13,230 662
新潟	162 107,859 666		18 8,978 499	9 4,253 473	9 4,725 525	9 4,253 473
石川	1,799 1,334,235 742	177 130,095 735	129 97,335 755	216 157,815 731	163 114,345 702	146 105,840 725
静岡	391 266,713 682	72 48,195 669	36 23,942 665	38 31,080 818	36 24,255 674	36 23,940 665

上段：数量=kg  
 单位 中断：金額=円  
 下段：単価=円

9月	10月	11月	12月	1月	2月	3月
5,174 2,918,110 564	3,857 2,367,503 614	3,717 2,296,856 618	3,234 1,914,481 592	7,319 2,887,396 395	8,115 3,159,639 389	9,627 4,496,910 467
						9 4,174 464
	40 17,430 436	10 2,100 210				
4 4,158 1,040	12 12,600 1,050	7 7,277 1,040	20 17,011 851	3 3,119 1,040	12 14,554 1,213	61 49,899 818
24 14,491 604			12 8,821 735			
1,258 616,878 490	1,017 488,661 480	749 358,415 479	451 212,751 472	688 325,376 473	706 344,382 488	810 388,974 480
9,494 5,408,201 570	7,798 4,394,195 564	7,075 3,948,626 558	7,231 4,056,707 561	6,667 3,787,336 568	7,388 4,807,414 651	9,629 5,795,953 602
1,336 785,296 588	1,428 819,525 574	1,238 718,515 580	1,061 635,460 599	1,381 786,450 569	1,711 981,908 574	1,613 930,090 577
				4 7,560 1,890		
175 157,710 901	102 85,680 840	100 84,303 843	62 54,338 876	196 294,757 1,504	473 909,521 1,923	485 830,681 1,713
13 24,938 1,918						16 33,600 2,100
				21 9,739 464		
423 105,840 250	401 100,548 251	307 74,088 241	286 68,796 241	224 74,088 331	234 58,212 249	330 79,380 241
1,195 679,434 569	535 309,792 579	479 273,840 572	540 308,910 572	446 265,860 596	446 265,776 596	608 371,700 611
7 30,996 4,428						9 6,300 700
	2 7,056 3,528	13 10,868 836	48 32,603 679			54 35,123 650
216 153,615 711	124 97,020 782	153 113,715 743	172 129,780 755	57 48,195 846	141 105,525 748	105 80,955 771
41 27,250 665	32 20,949 655	41 26,936 657	27 18,272 677	5 3,308 662	18 12,286 683	9 6,300 700

## (1) 鮮魚

品目別・出荷地	計	4月	5月	6月	7月	8月
その他藻類	10,379	1,228	966	1,157	832	1,081
愛知	6,299,496	670,740	516,600	638,085	521,073	666,729
	607	546	535	551	626	617
三重	3,654	259	295	329	345	384
	2,325,015	165,060	186,480	209,160	217,980	245,700
	636	637	632	636	632	640
広島	2,282	214	212	188	544	266
	1,302,483	114,660	117,936	107,100	326,550	154,917
	571	536	556	570	600	582
山口	225	20	30	15	25	15
	211,575	18,900	27,300	14,175	23,625	14,175
	940	945	910	945	945	945
熊本	55,833	5,281	5,409	5,612	6,062	5,478
	30,065,510	2,962,298	2,926,955	3,014,622	3,302,871	3,075,983
	538	561	541	537	545	562
沖縄	266	8	9	95	62	79
	1,419,485	39,816	52,416	514,920	306,096	425,597
	5,336	4,977	5,824	5,420	4,937	5,387
その他鮮魚 合計	284,048	18,043	33,202	28,846	20,783	11,900
平均単価	232,963,483	15,649,271	20,263,611	18,384,557	15,646,138	11,566,559
	820	867	610	637	753	972
福島	11,293	140	1,342	1,132	510	399
	10,297,455	281,222	1,264,817	1,022,988	639,710	644,129
	912	2,009	942	904	1,254	1,614
北海道	32,017	1,626	1,319	910	442	1,231
	29,556,406	743,210	697,981	457,415	207,487	691,111
	923	457	529	503	469	561
青森	23,928	1,979	3,020	3,521	2,316	1,593
	16,899,789	1,192,287	1,655,901	2,105,848	1,786,601	1,529,114
	706	602	548	598	771	960
岩手	15,799	1,038	1,923	1,224	1,097	904
	10,628,545	645,413	812,765	531,777	479,060	476,591
	673	622	423	434	437	527
宮城	27,177	368	4,496	2,985	4,693	1,638
	19,492,467	429,187	2,131,848	1,651,780	2,100,651	1,339,348
	717	1,166	474	553	448	818
秋田	649	20	48	139	45	
	527,869	24,129	51,503	143,346	28,634	
	813	1,206	1,073	1,031	636	
山形	2,360		406	268	137	66
	1,495,130		210,432	112,624	114,513	96,075
	634		518	420	836	1,456
茨城	32,786	338	1,601	1,090	920	155
	24,562,293	383,429	594,661	1,057,615	398,324	152,245
	749	1,134	371	970	433	982
栃木	8				8	
	8,820				8,820	
	1,103				1,103	
千葉	30,992	2,515	1,523	3,346	1,254	410
	23,720,736	2,281,883	1,177,536	2,264,942	1,297,053	366,547
	765	907	773	677	1,034	894
東京	3,016	189	265	174	236	339
	8,276,266	361,449	482,056	436,758	658,203	865,317
	2,744	1,912	1,819	2,510	2,789	2,553
神奈川	1,299	294	286	376	210	50
	970,255	162,540	175,298	270,009	216,300	42,000
	747	553	613	718	1,030	840
新潟	2,441	205	830	67	105	54
	884,133	96,874	234,350	36,320	79,900	62,423
	362	473	282	542	761	1,156
富山	4,385	80				
	2,124,030	36,120				
	484	452				
石川	36	36				
	54,180	54,180				
	1,505	1,505				



上段：数量=kg  
 单位 中断：金額=円  
 下段：単価=円

9月	10月	11月	12月	1月	2月	3月
673 441,063 655	654 434,070 664	629 396,837 631	1,087 687,834 633	542 351,414 648	666 424,998 638	864 550,053 637
274 175,140 639	301 191,520 636	361 229,320 635	359 228,060 635	225 144,900 644	195 122,535 628	327 209,160 640
200 113,400 567	140 78,120 558	134 75,600 564	104 57,960 557	108 59,220 548	72 40,320 560	100 56,700 567
15 14,175 945	15 14,175 945	20 18,900 945	20 18,900 945	10 9,450 945	20 18,900 945	20 18,900 945
4,913 2,618,704 533	4,064 2,235,740 550	3,600 1,925,704 535	3,465 1,815,794 524	3,448 1,732,395 502	3,412 1,867,433 547	5,089 2,587,011 508
13 80,640 6,203						
17,761 18,886,980 1,063	24,884 25,000,531 1,005	27,802 25,046,466 901	31,246 25,354,906 811	27,548 20,539,493 746	21,816 18,721,487 858	20,217 17,903,484 886
1,105 1,265,591 1,145	893 785,126 879	1,787 1,287,901 721	1,044 814,261 780	1,259 997,129 792	1,096 935,385 853	586 359,196 613
1,543 3,621,572 2,347	5,025 7,219,052 1,437	5,335 4,753,729 891	7,378 5,549,920 752	3,217 2,676,845 832	2,832 2,269,472 801	1,159 668,612 577
670 1,236,536 1,846	595 1,069,018 1,797	711 696,307 979	2,221 1,423,192 641	3,994 2,123,364 532	2,395 1,509,336 630	913 572,285 627
1,060 712,093 672	1,104 2,164,507 1,961	1,664 2,100,242 1,262	1,914 977,033 510	1,641 637,270 388	1,106 501,301 453	1,124 590,493 525
1,445 1,133,219 784	1,450 1,416,670 977	2,536 3,317,525 1,308	2,718 2,131,270 784	1,748 1,148,675 657	1,410 1,109,112 787	1,690 1,583,182 937
68 59,662 877	125 89,187 713	100 97,650 977	22 7,560 344	72 17,798 247		10 8,400 840
258 277,547 1,076	131 77,942 595	94 49,771 529	421 182,413 433		50 27,626 553	529 346,187 654
4,343 3,558,397 819	3,957 2,877,892 727	3,236 2,664,080 823	5,016 3,324,585 663	4,876 3,480,332 714	3,096 2,418,657 781	4,158 3,652,076 878
1,393 913,444 656	3,788 1,756,798 464	5,120 2,531,520 494	2,327 2,142,390 921	2,810 2,629,221 936	2,479 2,327,461 939	4,027 4,031,941 1,001
529 1,857,249 3,511	371 1,251,983 3,375	195 495,469 2,541	300 823,202 2,744	157 366,568 2,335	103 313,626 3,045	158 364,386 2,306
41 49,192 1,200	21 26,671 1,270	21 28,245 1,345				
39 79,548 2,040	167 72,793 436	3 2,184 728	82 32,293 394	657 48,636 74	52 44,773 861	180 94,039 522
105 37,695 359	910 309,507 340	496 158,450 319	437 107,816 247	323 172,012 533	1,088 710,332 653	946 592,098 626

## (1) 鮮魚

品目別・出荷地	計	4月	5月	6月	7月	8月
その他鮮魚	49					
福井	54,369					
	1,110					
静岡	15,398	736	3,295	313	464	339
	9,868,024	512,732	1,827,398	129,383	283,503	262,304
	641	697	555	413	611	774
愛知	34,009	3,995	8,409	9,673	2,409	697
	19,041,869	3,023,119	4,155,009	4,345,381	1,263,204	552,300
	560	757	494	449	524	792
三重	6,660	351	360	90	875	693
	5,275,709	275,310	240,660	88,200	808,500	567,159
	792	784	669	980	924	818
京都	18					
	20,790					
	1,155					
大阪	79	4	8	3	14	
	116,928	4,032	8,064	4,032	20,160	
	1,480	1,008	1,008	1,344	1,440	
兵庫	448	59	27	42	27	30
	2,041,742	265,230	124,740	194,040	124,110	138,600
	4,557	4,495	4,620	4,620	4,597	4,620
和歌山	322			12	2	4
	387,919			56,229	7,975	16,506
	1,205			4,686	3,988	4,127
広島	55	47		6		
	95,554	82,953		4,726		
	1,737	1,765		788		
山口	6,377	272	670	677	177	117
	8,368,872	399,170	820,814	594,922	212,951	140,826
	1,312	1,468	1,225	879	1,203	1,204
愛媛	396	148	137	8	4	
	428,248	156,466	129,339	21,000	10,500	
	1,081	1,057	944	2,625	2,625	
福岡	1,484	210	353	193	46	64
	3,602,162	366,421	466,027	286,730	178,441	221,700
	2,427	1,745	1,320	1,486	3,879	3,464
長崎	9,033	1,330	910	955	635	645
	8,838,018	1,399,650	932,400	951,825	638,400	648,900
	978	1,052	1,025	997	1,005	1,006
熊本	571		12	36	30	21
	2,462,773		23,184	69,300	57,960	39,816
	4,313		1,932	1,925	1,932	1,896
大分	278	7		38	73	23
	456,990	16,254		95,897	108,566	44,584
	1,644	2,322		2,524	1,487	1,938
宮崎	9,948	375	126	333	2,862	1,683
	8,889,361	413,523	122,462	193,179	2,330,659	1,659,752
	894	1,103	972	580	814	986
鹿児島	10,737	1,681	1,836	1,235	1,192	745
	13,515,781	2,042,488	1,924,366	1,258,291	1,585,953	1,009,212
	1,259	1,215	1,048	1,019	1,330	1,355
その他 合計	14,542	1,252	692	752	1,086	1,200
平均単価	28,682,609	1,027,224	698,223	982,036	1,202,285	2,047,011
	1,972	820	1,009	1,306	1,107	1,706
北海道	1,669	22		12		60
	4,276,600	16,485		63,000		191,468
	2,562	749		5,250		3,191
青森	2,607		3			8
	11,837,280		6,720			5,040
	4,541		2,240			630
宮城	580	27	43	34	37	73
	1,999,120	104,391	159,117	131,439	142,989	115,185
	3,447	3,866	3,700	3,866	3,865	1,578
秋田	15		6		9	
	32,130		13,860		18,270	
	2,142		2,310		2,030	

上段：数量=kg  
 单位 中断：金額=円  
 下段：単価=円

9月	10月	11月	12月	1月	2月	3月
12	9		28			
32,760	16,800		4,809			
2,730	1,867		172			
593	1,823	1,689	1,800	1,711	1,671	964
346,490	1,227,147	999,148	1,157,802	1,211,638	1,275,753	634,726
584	673	592	643	708	763	658
1,416	1,616	737	1,160	1,472	1,587	838
682,347	1,136,115	585,392	797,109	898,435	965,633	637,825
482	703	794	687	610	608	761
1,137	1,092	408	469	594	207	384
845,937	849,096	316,420	362,415	452,027	164,589	305,396
744	778	776	773	761	795	795
				18		
				20,790		
				1,155		
12	9	11	10	5	3	
8,064	16,128	24,192	16,128	8,064	8,064	8,064
672	1,792	2,199	1,613	1,613	2,688	2,688
37	47	53	45	18	21	42
169,277	208,740	235,200	207,585	83,160	97,020	194,040
4,575	4,441	4,438	4,613	4,620	4,620	4,620
	13	72	105	69	45	
	19,667	121,613	92,974	49,592	23,363	
	1,513	1,689	885	719	519	
					2	
					7,875	
					3,938	
259	446	621	1,134	564	847	593
318,803	428,008	710,729	1,320,092	832,794	1,520,573	1,069,190
1,231	960	1,144	1,164	1,477	1,795	1,803
		52		9	17	21
		27,090		29,295	32,508	22,050
		521		3,255	1,912	1,050
37	73	137	89	84	86	112
145,437	203,627	271,015	398,029	414,680	350,947	299,108
3,931	2,789	1,978	4,472	4,937	4,081	2,671
775	530	900	545	520	520	768
756,000	490,350	858,228	532,350	491,400	433,125	705,390
975	925	954	977	945	833	918
6	57	53	128	57	96	75
28,304	212,746	293,055	707,416	308,212	418,857	303,923
4,717	3,732	5,529	5,527	5,407	4,363	4,052
41	20	24			18	34
52,742	25,200	17,955			22,523	73,269
1,286	1,260	748			1,251	2,155
370	127	955	1,124	1,284	154	555
267,615	224,963	1,027,197	1,207,952	963,613	178,564	299,882
723	1,771	1,076	1,075	750	1,160	540
467	494	794	728	384	833	348
431,459	840,926	1,384,223	1,026,246	469,879	1,055,012	487,726
924	1,702	1,743	1,410	1,224	1,267	1,402
775	1,417	1,517	2,605	1,105	972	1,169
1,107,523	2,678,925	3,294,157	8,663,160	2,672,767	1,664,713	2,644,585
1,429	1,891	2,171	3,326	2,419	1,713	2,262
	241	202	452	218	232	230
	643,598	430,868	1,286,093	630,105	462,578	552,405
	2,671	2,133	2,845	2,890	1,994	2,402
66	276	261	1,308	280	145	260
207,900	836,535	1,195,005	6,364,995	1,291,710	662,445	1,266,930
3,150	3,031	4,579	4,866	4,613	4,569	4,873
31	45	125	77	43	15	30
119,868	169,579	439,992	276,276	166,194	58,086	116,004
3,867	3,768	3,520	3,588	3,865	3,872	3,867

(1) 鮮魚

品目別・出荷地	計	4月	5月	6月	7月	8月
その他	339					
茨城	970,200					
	2,862					
千葉	2,886	342	258	260	381	377
	2,315,753	243,706	172,904	191,468	263,436	253,839
	802	713	670	736	691	673
東京	1,125	37	37	95	179	286
	3,898,244	106,456	106,694	369,455	413,828	1,220,533
	3,465	2,877	2,884	3,889	2,312	4,268
神奈川	4,675	570	310	300	294	330
	2,633,201	323,190	175,770	170,100	170,100	187,110
	563	567	567	567	579	567
静岡	498	180	19	41	182	60
	559,545	189,000	50,085	40,950	185,850	47,250
	1,124	1,050	2,636	999	1,021	788
愛知	4					4
	22,680					22,680
	5,670					5,670
広島	5					
	5,985					
	1,197					
愛媛	40	1	5	10	4	2
	72,261	1,953	9,765	15,624	7,812	3,906
	1,807	1,953	1,953	1,562	1,953	1,953
鹿児島	99	73	11			
	59,610	42,043	3,308			
	602	576	301			

上段：数量=kg  
 单位 中断：金額=円  
 下段：単価=円

9月	10月	11月	12月	1月	2月	3月
	162	177				
	457,695	512,505				
	2,825	2,896				
277	290	287	210	38	128	38
244,494	213,676	206,976	226,738	74,340	135,713	88,463
883	737	721	1,080	1,956	1,060	2,328
102	47	66	74	72	40	90
363,260	152,735	237,113	227,406	262,345	117,159	321,260
3,561	3,250	3,593	3,073	3,644	2,929	3,570
297	350	373	469	454	410	518
168,095	195,342	209,538	267,393	248,073	224,826	293,664
566	558	562	570	546	548	567
		16				
		46,410				
		2,901				
		5				
		5,985				
		1,197				
2	6	5			2	3
3,906	9,765	9,765			3,906	5,859
1,953	1,628	1,953			1,953	1,953
			15			
			14,259			
			951			

## (2) 冷凍

品目別・出荷地	計	4月	5月	6月	7月	8月
冷あじ	57,098	2,418	2,173	4,634	2,696	3,681
合計	22,171,902	826,707	812,502	1,268,885	822,337	1,180,305
平均単価	388	342	374	274	305	321
福島	142 95,467 672					34 29,988 882
宮城	20,395 11,349,215 556	80 42,000 525	330 170,730 517	100 55,650 557	380 193,595 509	230 127,995 557
千葉	50 12,338 247					
東京	36,497 10,692,979 293	2,338 784,707 336	1,843 641,772 348	4,530 1,197,107 264	2,316 628,742 271	3,417 1,022,322 299
三重	10 5,775 578					
鳥取	4 16,128 4,032			4 16,128 4,032		
冷さば	243,534	11,038	34,286	27,741	18,676	26,504
合計	112,282,986	5,823,917	11,519,902	10,787,339	8,853,314	9,459,788
平均単価	461	528	336	389	474	357
福島	17,939 11,564,086 645	1,807 900,635 498	2,581 1,280,983 496	2,255 1,189,624 528	1,329 1,032,419 777	1,094 863,646 789
北海道	60 22,050 368				60 22,050 368	
青森	21,321 9,025,724 423	480 134,715 281	755 224,700 298	735 372,120 506	975 511,140 524	700 426,825 610
宮城	44,045 18,169,244 413	1,057 366,702 347	25,620 7,078,807 276	3,960 1,076,492 272	930 276,465 297	2,860 857,273 300
茨城	14,178 7,107,121 501	1,090 567,315 520	960 472,290 492	840 414,540 494	900 441,683 491	880 434,280 494
千葉	2,970 1,822,223 614	380 245,385 646	280 189,735 678	260 166,110 639	380 213,045 561	360 222,390 618
東京	133,397 60,331,945 452	6,224 3,609,165 580	4,090 2,273,387 556	19,687 7,552,325 384	14,102 6,356,512 451	18,490 6,132,684 332
愛知	3,000 735,000 245					2,000 451,500 226
三重	5,240 2,812,320 537					
鳥取	4 16,128 4,032			4 16,128 4,032		
福岡	1,380 677,145 491					120 71,190 593
冷さんま	208,935	6,519	7,733	4,722	7,947	6,075
合計	42,321,376	1,875,699	2,153,182	1,316,797	1,751,303	2,315,597
平均単価	203	288	278	279	220	381
福島	76,409 19,220,779 252	6,150 1,657,916 270	6,340 1,439,042 227	4,140 1,055,304 255	7,040 1,461,868 208	4,207 1,062,031 252
北海道	15,040 4,017,668 267					

上段：数量=kg  
 单位 中断：金額=円  
 下段：単価=円

9月	10月	11月	12月	1月	2月	3月
7,105 2,447,121 344	2,931 862,785 294	1,901 618,177 325	2,624 708,981 270	9,400 6,234,281 663	6,307 2,707,827 429	11,228 3,681,994 328
	60 17,010 284				48 48,469 1,010	
120 66,465 554	80 44,520 557	450 246,120 547	30 16,695 557	4,065 4,914,525 1,209	5,210 2,311,365 444	9,320 3,159,555 339
50 12,338 247						
6,935 2,368,318 342	2,791 801,255 287	1,451 372,057 256	2,584 686,511 266	5,335 1,319,756 247	1,049 347,993 332	1,908 522,439 274
			10 5,775 578			
11,586 5,411,894 467	9,528 5,356,338 562	19,335 8,782,955 454	54,622 22,980,529 421	9,559 9,131,843 955	8,748 6,171,508 705	11,911 8,003,659 672
2,476 825,516 333	1,213 981,001 809	1,277 997,770 781	1,564 1,170,758 749	810 689,171 851	690 703,926 1,020	843 928,637 1,102
820 483,053 589	1,230 548,651 446	3,925 1,330,088 339	3,690 1,354,448 367	85 42,525 500	3,170 1,420,388 448	4,756 2,177,071 458
1,220 351,540 288	972 327,810 337	3,610 1,329,300 368	2,286 3,657,255 1,600	70 43,680 624	490 1,180,410 2,409	970 1,623,510 1,674
830 409,605 494	1,055 543,087 515	1,110 596,558 537	2,120 973,980 459	2,503 1,146,138 458	1,140 683,025 599	750 424,620 566
385 232,208 603	130 72,030 554	210 118,440 564	210 129,990 619	110 64,680 588	115 75,600 657	150 92,610 617
5,735 3,050,332 532	3,828 2,344,269 612	7,363 3,698,479 502	42,752 14,696,598 344	5,421 6,829,599 1,260	2,453 1,691,834 690	3,252 2,096,761 645
		1,000 283,500 284				
	1,010 499,170 494	510 252,000 494	1,600 802,725 502	540 307,650 570	690 416,325 603	890 534,450 601
120 59,640 497	90 40,320 448	330 176,820 536	400 194,775 487	20 8,400 420		300 126,000 420
8,551 4,139,417 484	100,427 9,176,582 91	16,750 4,497,193 268	22,928 6,762,951 295	7,674 2,599,990 339	11,854 3,463,075 292	7,755 2,269,590 293
4,063 1,288,203 317	8,289 1,705,656 206	12,667 3,179,180 251	11,239 2,906,824 259	3,923 1,114,002 284	4,536 1,252,089 276	3,815 1,098,664 288
		2,920 597,870 205	4,400 1,224,090 278	850 357,105 420	6,260 1,578,203 252	610 260,400 427

## (2) 冷凍

品目別・出荷地	計	4月	5月	6月	7月	8月
冷さんま	5,700					
岩手	1,621,410					
	284					
	360					
宮城	96,131					
	267					
	11,732	276	321	334	335	331
茨城	4,813,923	105,002	124,638	120,436	116,920	119,020
	410	380	388	361	349	360
	90,000					
千葉	6,426,000					
	71					
	9,694	93	1,072	248	572	1,537
東京	6,125,465	112,781	589,502	141,057	172,515	1,134,546
	632	1,213	550	569	302	738
冷かれい	241,677	19,112	21,764	19,849	20,891	19,510
合計	143,303,322	11,765,880	12,962,679	11,670,682	13,795,614	11,300,381
平均単価	593	616	596	588	660	579
	35,945	2,961	2,914	3,168	3,435	2,699
福島	22,729,602	1,588,869	1,622,850	2,022,110	2,367,388	1,755,156
	632	537	557	638	689	650
	100					
北海道	60,030					
	600					
	132,730	10,048	12,852	8,879	9,721	10,546
宮城	73,203,957	6,108,382	7,136,373	5,165,060	6,578,494	5,814,424
	552	608	555	582	677	551
	51,140	2,724	3,276	5,882	4,731	5,058
東京	36,488,696	2,488,124	2,986,663	3,474,063	3,189,892	2,961,958
	714	913	912	591	674	586
	21,762	3,379	2,722	1,920	3,004	1,207
三重	10,821,037	1,580,505	1,216,793	1,009,449	1,659,840	768,843
	497	468	447	526	553	637
冷たい	127,798	11,822	11,768	9,773	13,592	9,359
合計	96,971,169	7,030,367	7,375,953	6,599,111	9,281,798	6,539,019
平均単価	759	595	627	675	683	699
	5,581	339	394	57	77	146
福島	6,677,782	206,704	245,203	54,936	95,130	147,056
	1,197	610	622	964	1,235	1,007
	1,778	5	10	200	120	170
青森	1,555,071	3,570	8,400	168,000	97,230	141,540
	875	714	840	840	810	833
	95,696	9,643	9,222	7,986	11,450	8,015
宮城	62,426,324	4,948,394	4,976,396	4,969,671	7,129,765	5,195,199
	652	513	540	622	623	648
	1,738					
茨城	1,327,811					
	764					
	870	130	70	60	60	30
埼玉	812,175	106,050	66,465	51,975	56,700	28,350
	934	816	950	866	945	945
	21,461	1,653	1,980	1,450	1,817	926
東京	23,341,749	1,707,269	1,993,179	1,339,829	1,835,353	953,794
	1,088	1,033	1,007	924	1,010	1,030
	355	20	40	20	40	40
神奈川	401,804	14,700	29,400	14,700	29,400	29,400
	1,132	735	735	735	735	735
	284	32	32		28	32
石川	387,660	43,680	43,680		38,220	43,680
	1,365	1,365	1,365		1,365	1,365
	20		20			
静岡	13,230		13,230			
	662		662			
	15					
三重	27,563					
	1,838					



上段：数量=kg  
 单位 中断：金額=円  
 下段：単価=円

9月	10月	11月	12月	1月	2月	3月
			5,420	280		
			1,534,995	86,415		
			283	309		
					110	250
					31,815	64,316
					289	257
2,228	1,487	988	1,713	2,393	618	708
598,187	519,149	503,213	856,802	931,304	390,291	428,961
268	349	509	500	389	632	606
	90,000					
	6,426,000					
	71					
2,260	651	175	156	228	330	2,372
2,253,027	525,777	216,930	240,240	111,164	210,677	417,249
997	808	1,240	1,540	488	638	176
12,675	22,071	19,212	29,724	15,555	19,212	22,102
8,114,619	13,073,449	11,875,165	15,661,153	9,126,736	10,345,892	13,611,072
640	592	618	527	587	539	616
2,696	3,132	2,424	3,535	2,250	2,401	4,330
1,707,763	2,162,191	1,624,881	2,247,174	1,370,618	1,505,222	2,755,380
633	690	670	636	609	627	636
		100				
		60,030				
		600				
5,713	10,832	10,239	21,166	8,747	13,924	10,063
3,733,709	6,393,283	5,455,098	9,156,015	5,192,230	6,552,061	5,918,828
654	590	533	433	594	471	588
3,260	5,798	6,274	4,033	3,073	2,246	4,785
2,073,994	3,540,243	4,666,327	3,665,361	1,984,965	1,976,177	3,480,929
636	611	744	909	646	880	727
1,006	2,309	175	990	1,485	641	2,924
599,153	977,732	68,829	592,603	578,923	312,432	1,455,935
596	423	393	599	390	487	498
18,842	18,864	8,990	8,900	6,495	4,718	4,675
13,067,496	13,985,631	8,361,055	8,800,583	5,349,267	4,470,257	6,110,632
694	741	930	989	824	947	1,307
266	335	2,468	353	227	362	557
263,666	514,007	2,933,700	796,719	261,034	367,143	792,484
991	1,534	1,189	2,257	1,150	1,014	1,423
40	70	200	253	300	200	210
32,550	62,475	173,775	223,356	267,750	177,975	198,450
814	893	869	883	893	890	945
16,559	15,951	4,300	5,360	4,814	1,476	920
10,722,770	10,981,021	3,070,812	4,579,368	3,572,569	1,295,028	985,331
648	688	714	854	742	877	1,071
					981	757
					739,715	588,096
					754	777
80	70	120	70	50	90	40
71,715	66,150	110,355	66,465	52,500	98,700	36,750
896	945	920	950	1,050	1,097	919
1,865	2,398	1,887	2,756	1,056	1,569	2,104
1,933,115	2,332,578	2,006,263	2,939,301	1,129,894	1,762,296	3,408,878
1,037	973	1,063	1,067	1,070	1,123	1,620
	40	15	60		40	40
	29,400	66,150	129,854		29,400	29,400
	735	4,410	2,164		735	735
32			48	48		32
43,680			65,520	65,520		43,680
1,365			1,365	1,365		1,365
						15
						27,563
						1,838

## (2) 冷凍

品目別・出荷地	計	4月	5月	6月	7月	8月
冷赤魚	586,065	37,926	35,064	40,084	36,234	49,168
合計	272,973,967	20,536,578	18,063,056	19,498,818	19,041,225	22,948,050
平均単価	466	541	515	486	526	467
福島	150,281 76,280,084 508	12,025 7,012,563 583	8,427 5,121,608 608	5,965 3,602,337 604	7,403 4,343,942 587	11,661 6,840,680 587
北海道	1,225 635,483 519	1,225 635,483 519				
宮城	259,523 99,377,934 383	8,070 3,620,304 449	14,129 6,028,371 427	21,878 9,104,114 416	16,610 7,897,373 475	21,210 7,120,334 336
東京	169,146 93,699,827 554	16,606 9,268,228 558	12,508 6,913,077 553	12,241 6,792,367 555	12,221 6,799,910 556	16,297 8,987,036 551
三重	5,880 2,974,549 506					
福岡	10 6,090 609					
冷さけ	124,880	8,155	7,869	6,614	9,265	6,172
合計	108,070,210	5,976,706	5,690,612	5,763,507	7,847,523	5,753,100
平均単価	865	733	723	871	847	932
福島	21,008 19,276,973 918	2,943 2,320,895 789	1,753 1,507,523 860	1,521 1,398,357 919	1,361 1,281,481 942	1,421 1,301,418 916
宮城	12,766 10,555,942 827	855 337,839 395	405 309,675 765	590 462,139 783	210 153,355 730	232 203,437 877
茨城	4,331 3,061,739 707			16 16,800 1,050		32 33,600 1,050
千葉	455 521,850 1,147		10 16,800 1,680		120 110,376 920	
東京	78,760 69,691,906 885	3,607 2,947,584 817	5,051 3,520,874 697	3,837 3,501,118 912	7,099 6,023,794 849	4,012 3,936,128 981
三重	7,560 4,961,800 656	750 370,388 494	650 335,740 517	650 385,093 592	475 278,517 586	475 278,517 586
冷ます	33,599	3,526	3,289	3,212	2,999	4,226
合計	47,462,383	3,897,070	3,651,467	4,447,542	3,440,625	5,656,412
平均単価	1,413	1,105	1,110	1,385	1,147	1,338
福島	254 502,089 1,977			8 24,570 3,071	11 26,040 2,367	13 36,855 2,835
北海道	370 129,255 349	300 103,950 347	70 25,305 362			
青森	10 10,185 1,019	10 10,185 1,019				
宮城	10,010 15,658,957 1,564	480 731,956 1,525	200 316,734 1,584	371 670,468 1,807	352 647,275 1,839	1,163 1,336,809 1,149
千葉	794 759,231 956	40 39,375 984	75 77,779 1,037	113 118,125 1,045	60 63,000 1,050	152 157,501 1,036
東京	22,136 30,362,766 1,372	2,696 3,011,604 1,117	2,944 3,231,649 1,098	2,720 3,634,379 1,336	2,576 2,704,310 1,050	2,898 4,125,247 1,423
京都	25 39,900 1,596					

上段：数量=kg  
 单位 中断：金額=円  
 下段：単価=円

9月	10月	11月	12月	1月	2月	3月
74,128	65,970	50,908	47,693	30,165	39,188	79,537
34,404,620	26,682,586	21,412,900	23,314,564	15,323,095	18,113,307	33,635,168
464	404	421	489	508	462	423
9,491	6,753	12,744	13,316	6,859	7,609	48,028
5,840,883	4,016,679	5,208,430	7,606,434	3,944,035	4,500,790	18,241,703
615	595	409	571	575	592	380
49,114	45,520	24,256	15,930	8,767	21,022	13,017
20,061,802	14,597,209	8,519,199	5,738,298	3,479,629	7,848,652	5,362,649
408	321	351	360	397	373	412
15,513	13,697	12,585	16,263	12,208	10,515	18,492
8,495,845	8,068,698	7,044,057	8,825,657	6,734,085	5,740,051	10,030,816
548	589	560	543	552	546	542
		1,323	2,184	2,331	42	
		641,214	1,144,175	1,165,346	23,814	
		485	524	500	567	
10						
6,090						
609						
8,715	11,121	12,007	17,761	11,217	13,427	12,557
6,963,527	9,011,560	10,083,452	15,925,954	8,413,841	14,525,335	12,115,093
799	810	840	897	750	1,082	965
1,424	1,612	2,009	1,460	1,039	2,524	1,941
1,235,063	1,421,341	1,780,089	1,605,041	1,040,920	2,358,398	2,026,447
867	882	886	1,099	1,002	934	1,044
350	275	475	5,624	100	1,975	1,675
269,064	236,513	486,310	4,940,513	100,539	1,556,893	1,499,665
769	860	1,024	878	1,005	788	895
324	252	373	645	1,128	818	743
274,050	177,713	238,088	469,141	779,048	563,306	509,993
846	705	638	727	691	689	686
	57		68			200
	73,936		180,038			140,700
	1,297		2,648			704
6,467	8,800	8,400	8,189	8,425	7,550	7,323
5,090,061	7,000,206	7,061,052	7,514,007	6,106,934	9,649,050	7,341,098
787	795	841	918	725	1,278	1,002
150	125	750	1,775	525	560	675
95,289	101,851	517,913	1,217,214	386,400	397,688	597,190
635	815	691	686	736	710	885
2,457	2,459	2,402	2,865	1,281	1,550	3,333
3,720,777	3,828,140	3,856,180	4,969,547	1,832,115	2,407,484	5,755,024
1,514	1,557	1,605	1,735	1,430	1,553	1,727
70	1	52	79		10	10
102,312	0	98,910	177,492		17,955	17,955
1,462	0	1,902	2,247		1,796	1,796
725	787	1,409	1,313	992	1,074	1,144
1,165,081	1,305,130	2,314,033	2,264,798	1,422,720	1,619,468	1,864,485
1,607	1,658	1,642	1,725	1,434	1,508	1,630
38	78	68		30	40	100
39,375	78,750	70,876		14,490	28,560	71,400
1,036	1,010	1,042		483	714	714
1,624	1,593	849	1,473	258	426	2,079
2,414,009	2,444,260	1,334,561	2,527,257	392,805	741,501	3,801,184
1,486	1,534	1,572	1,716	1,523	1,741	1,828
		24		1		
		37,800		2,100		
		1,575		2,100		

## (2) 冷凍

品目別・出荷地	計	4月	5月	6月	7月	8月
冷たら	61,341	3,325	3,198	3,284	3,594	5,448
合計	77,676,144	3,992,150	4,098,748	4,144,874	4,634,799	7,065,143
平均単価	1,266	1,201	1,282	1,262	1,290	1,297
福島	8,621 12,510,739 1,451	74 129,069 1,744	401 604,170 1,507	129 212,888 1,650	231 321,039 1,390	1,070 1,511,477 1,413
青森	14 1,428 102	14 1,428 102				
宮城	24,911 31,013,688 1,245	982 1,159,427 1,181	1,118 1,471,110 1,316	1,969 2,584,754 1,313	1,236 1,476,273 1,194	2,258 2,727,316 1,208
茨城	1,000 609,000 609					
東京	25,934 32,342,019 1,247	2,255 2,702,226 1,198	1,679 2,023,468 1,205	1,186 1,347,232 1,136	2,127 2,837,487 1,334	2,120 2,826,350 1,333
三重	861 1,199,270 1,393					
冷さわら	14,371	1,292	1,291	1,616	916	1,197
合計	10,979,511	953,001	934,857	1,265,481	712,709	867,597
平均単価	764	738	724	783	778	725
福島	1,338 1,470,595 1,099	47 44,940 956	83 90,615 1,092	196 223,692 1,141	108 132,017 1,222	163 168,937 1,036
東京	8,099 5,581,076 689	945 673,386 713	848 561,792 662	1,030 738,864 717	508 318,192 626	704 419,885 596
三重	4,920 3,917,340 796	300 234,675 782	360 282,450 785	390 302,925 777	300 262,500 875	330 278,775 845
兵庫	14 10,500 750					
冷めぬけ	4,643	360	260	475	350	420
合計	3,656,516	289,170	210,945	390,600	290,325	400,365
平均単価	788	803	811	822	830	953
福島	24 54,123 2,255					
宮城	4,589 3,581,078 780	360 289,170 803	260 210,945 811	475 390,600 822	350 290,325 830	420 400,365 953
東京	30 21,315 711					
冷きす	7,452	863	903	920	980	415
合計	11,239,939	1,385,984	1,424,282	1,463,126	1,297,490	550,208
平均単価	1,508	1,606	1,577	1,590	1,324	1,326
宮城	65 81,900 1,260		65 81,900 1,260			
茨城	6,282 9,775,189 1,556	858 1,378,634 1,607	758 1,238,222 1,634	840 1,359,176 1,618	475 689,540 1,452	210 291,908 1,390
千葉	15 19,950 1,330		15 19,950 1,330			
東京	1,090 1,362,900 1,250	5 7,350 1,470	65 84,210 1,296	80 103,950 1,299	505 607,950 1,204	205 258,300 1,260
冷にしん	10,387	1,496	1,879	373	1,472	414
合計	2,655,096	428,485	460,363	124,457	356,938	121,150
平均単価	256	286	245	334	242	293

上段：数量=kg  
 单位 中断：金額=円  
 下段：単価=円

9月	10月	11月	12月	1月	2月	3月
4,137	5,790	6,902	10,663	4,202	4,595	6,203
5,266,959	7,473,944	7,427,727	13,771,331	5,240,412	6,107,921	8,452,136
1,273	1,291	1,076	1,292	1,247	1,329	1,363
832	1,144	971	1,291	625	808	1,045
1,159,836	1,590,226	1,391,803	1,907,221	887,708	1,231,412	1,563,890
1,394	1,390	1,433	1,477	1,420	1,524	1,497
1,670	1,717	2,328	2,962	2,032	2,560	4,079
2,051,532	2,118,873	2,745,329	3,608,440	2,563,550	3,169,387	5,337,697
1,228	1,234	1,179	1,218	1,262	1,238	1,309
		430	380	190		
		261,870	231,420	115,710		
		609	609	609		
1,454	2,566	3,128	5,758	1,355	1,227	1,079
1,800,781	3,268,325	2,965,381	7,639,654	1,673,444	1,707,122	1,550,549
1,239	1,274	948	1,327	1,235	1,391	1,437
181	363	45	272			
254,810	496,520	63,344	384,596			
1,408	1,368	1,408	1,414			
1,554	1,109	1,269	1,013	723	864	1,527
1,244,579	740,712	1,007,874	672,987	557,655	674,552	1,347,507
801	668	794	664	771	781	882
175	90	140	75	18	56	187
185,234	110,460	140,952	77,700	6,720	61,688	227,640
1,058	1,227	1,007	1,036	373	1,102	1,217
595	639	749	518	405	408	750
430,920	331,002	569,772	263,907	314,685	299,964	658,707
724	518	761	509	777	735	878
770	380	380	420	300	400	590
617,925	299,250	297,150	331,380	236,250	312,900	461,160
803	788	782	789	788	782	782
14						
10,500						
750						
230	260	296	1,073	230	359	330
161,280	194,250	250,336	809,845	162,855	265,335	231,210
701	747	846	755	708	739	701
		16	8			
		34,561	19,562			
		2,160	2,445			
230	260	280	1,065	220	349	320
161,280	194,250	215,775	790,283	155,610	258,300	224,175
701	747	771	742	707	740	701
				10	10	10
				7,245	7,035	7,035
				725	704	704
530	351	489	743	325	403	530
863,600	502,929	804,959	1,190,023	478,094	543,060	736,184
1,629	1,433	1,646	1,602	1,471	1,348	1,389
415	286	484	733	315	393	515
715,235	428,904	797,084	1,174,273	462,344	527,310	712,559
1,723	1,500	1,647	1,602	1,468	1,342	1,384
115	65	5	10	10	10	15
148,365	74,025	7,875	15,750	15,750	15,750	23,625
1,290	1,139	1,575	1,575	1,575	1,575	1,575
204	949	962	849	577	751	461
62,046	218,706	230,541	189,605	142,551	189,799	130,455
304	230	240	223	247	253	283

## (2) 冷凍

品目別・出荷地	計	4月	5月	6月	7月	8月
冷にしん	1,400					
宮城	302,970					
	216					
茨城	1,235	390	185	135	100	80
	632,158	188,213	97,125	70,875	52,500	42,000
	512	483	525	525	525	525
東京	7,752	1,106	1,694	238	1,372	334
	1,719,968	240,272	363,238	53,582	304,438	79,150
	222	217	214	225	222	237
冷ほっけ	378,581	43,624	56,437	30,968	42,074	36,178
合計	185,628,352	19,384,753	24,435,575	14,793,587	19,544,528	16,753,580
平均単価	490	444	433	478	465	463
福島	103,564	4,986	6,726	14,289	20,846	15,786
	60,288,845	3,417,106	4,241,744	8,275,134	11,445,884	9,334,613
	582	685	631	579	549	591
北海道	12,531	130	65	1,950	936	400
	3,975,685	40,814	20,407	612,204	293,858	130,842
	317	314	314	314	314	327
宮城	233,472	38,501	49,624	14,683	20,146	13,743
	111,592,802	15,918,821	20,148,244	5,856,121	7,659,318	5,519,178
	478	413	406	399	380	402
東京	29,014	7	22	46	146	6,249
	9,771,020	8,012	25,180	50,128	145,468	1,768,947
	337	1,145	1,145	1,090	996	283
冷いか	140,841	15,577	19,254	14,094	11,705	12,127
合計	105,061,498	9,801,886	9,470,315	9,714,006	8,556,802	9,966,619
平均単価	746	629	492	689	731	822
福島	17,897	4,218	860	776	1,511	1,581
	19,709,653	2,426,646	1,361,048	1,258,248	1,660,363	2,150,436
	1,101	575	1,583	1,621	1,099	1,360
北海道	10,820	1,006	822	974	922	1,215
	19,346,663	1,840,230	1,487,052	1,766,730	1,719,900	2,122,386
	1,788	1,829	1,809	1,814	1,865	1,747
青森	64,024	4,226	6,773	5,340	6,035	5,663
	27,216,772	1,744,386	2,873,793	2,183,129	2,565,155	2,443,487
	425	413	424	409	425	431
宮城	1,410	136	56	128	150	144
	3,236,730	313,320	129,360	294,840	342,405	332,640
	2,296	2,304	2,310	2,303	2,283	2,310
秋田	0	0				
	0	0				
	0	0				
茨城	4,089		50	1,091	295	60
	2,814,288		88,463	1,045,612	513,503	54,811
	688		1,769	958	1,741	914
千葉	130	10	10	20	10	10
	91,980	6,930	6,930	13,860	6,930	7,980
	708	693	693	693	693	798
東京	35,347	5,465	10,197	5,371	2,324	2,816
	20,661,073	2,608,534	2,699,419	2,502,519	964,742	1,800,805
	585	477	265	466	415	639
新潟	4,881	276	286	294	298	398
	8,333,384	471,240	498,750	486,318	523,404	663,474
	1,707	1,707	1,744	1,654	1,756	1,667
兵庫	3					
	5,355					
	1,785					
沖縄	2,240	240	200	100	160	240
	3,645,600	390,600	325,500	162,750	260,400	390,600
	1,628	1,628	1,628	1,628	1,628	1,628
冷たこ	1,858	110	108	145	64	137
合計	3,443,109	183,666	204,960	337,386	120,330	280,875
平均単価	1,853	1,670	1,898	2,327	1,880	2,050
福島	249			24		
	438,186			88,221		
	1,760			3,676		

上段：数量=kg  
 单位 中断：金額=円  
 下段：単価=円

9月	10月	11月	12月	1月	2月	3月
			700		595	105
			147,148		133,918	21,904
			210		225	209
50	25	40	30	45	65	90
26,250	13,125	21,000	16,070	23,625	34,125	47,250
525	525	525	536	525	525	525
154	924	922	119	532	91	266
35,796	205,581	209,541	26,387	118,926	21,756	61,301
232	222	227	222	224	239	230
27,318	16,992	17,549	28,790	11,978	40,772	25,901
12,974,007	8,905,023	10,267,304	17,570,326	6,599,840	20,113,416	14,286,413
475	524	585	610	551	493	552
4,338	6,451	7,792	8,644	6,544	5,065	2,097
3,041,402	3,808,924	4,262,307	4,730,345	3,520,419	2,828,991	1,381,976
701	590	547	547	538	559	659
400	310	150	195	260	7,735	
130,841	123,628	51,839	61,221	81,628	2,428,403	
327	399	346	314	314	314	
5,797	5,299	9,568	19,914	4,713	27,851	23,633
4,452,444	3,297,915	5,902,325	12,733,263	2,575,966	14,737,225	12,791,982
768	622	617	639	547	529	541
16,783	4,932	39	37	461	121	171
5,349,320	1,674,556	50,833	45,497	421,827	118,797	112,455
319	340	1,303	1,230	915	982	658
9,266	9,624	11,569	12,133	5,937	7,320	12,235
8,080,059	7,765,018	8,216,924	10,589,195	4,882,903	6,564,170	11,453,601
872	807	710	873	822	897	936
1,575	936	1,246	1,125	1,301	1,188	1,580
1,821,542	1,237,342	1,593,151	1,863,271	1,471,041	1,186,326	1,680,239
1,157	1,322	1,279	1,656	1,131	999	1,063
1,105	957	918	1,361	463	626	451
1,995,546	1,765,607	1,555,754	2,319,660	882,735	977,090	913,973
1,806	1,845	1,695	1,704	1,907	1,561	2,027
4,606	6,487	6,128	6,597	3,532	3,869	4,768
1,894,306	2,738,432	2,460,655	2,884,098	1,551,345	1,793,211	2,084,775
411	422	402	437	439	463	437
104	128	128	172	80	96	88
240,240	259,245	295,680	419,160	184,800	221,760	203,280
2,310	2,025	2,310	2,437	2,310	2,310	2,310
758		35	1,400	24	144	232
307,650		31,554	588,000	11,970	68,040	104,685
406		902	420	499	473	451
10	10	10	10	10		20
7,980	6,930	6,930	6,930	6,930		13,650
798	693	693	693	693		683
568	672	2,668	820	246	474	3,726
918,699	1,011,458	1,528,855	1,426,009	333,376	736,744	4,129,913
1,617	1,505	573	1,739	1,355	1,554	1,108
340	334	286	288	188	753	1,140
568,596	583,254	500,220	496,167	288,876	1,304,324	1,948,761
1,672	1,746	1,749	1,723	1,537	1,732	1,709
				3		
				5,355		
				1,785		
200	100	150	360	90	170	230
325,500	162,750	244,125	585,900	146,475	276,675	374,325
1,628	1,628	1,628	1,628	1,628	1,628	1,628
101	183	132	494	30	130	224
183,750	284,025	234,917	1,013,513	45,360	199,133	355,194
1,819	1,552	1,780	2,052	1,512	1,532	1,586
			25		100	100
			66,465		141,750	141,750
			2,659		1,418	1,418

## (2) 冷凍

品目別・出荷地	計	4月	5月	6月	7月	8月
冷たこ	350	20				
青森	734,003	22,386				
	2,097	1,119				
宮城	238	16	29	45	14	43
	802,862	49,455	96,285	148,785	49,455	145,740
	3,373	3,091	3,320	3,306	3,533	3,389
千葉	250		20	30		20
	259,875		19,950	29,925		21,000
	1,040		998	998		1,050
東京	764	74	59	46	50	74
	1,192,433	111,825	88,725	70,455	70,875	114,135
	1,561	1,511	1,504	1,532	1,418	1,542
兵庫	7					
	15,750					
	2,250					
冷えび	211,160	21,509	20,584	15,641	16,987	19,647
合計	419,589,708	35,500,576	33,802,789	26,419,438	30,515,898	36,959,724
平均単価	1,987	1,650	1,642	1,689	1,796	1,881
福島	14,881	937	905	932	1,065	1,883
	31,797,185	2,057,722	1,828,313	1,837,665	2,308,786	3,725,318
	2,137	2,196	2,020	1,972	2,168	1,978
北海道	2,338	60	58	120	136	64
	6,037,291	253,260	241,763	422,310	486,360	200,340
	2,582	4,221	4,168	3,519	3,576	3,130
宮城	69,318	5,977	7,129	6,546	6,428	5,704
	128,585,251	10,321,118	11,089,119	9,471,131	10,167,226	9,681,431
	1,855	1,727	1,555	1,447	1,582	1,697
茨城	16,260	1,419	1,470	1,161	1,126	1,513
	51,693,072	3,628,359	4,038,229	3,286,839	3,260,299	4,647,549
	3,179	2,557	2,747	2,831	2,895	3,072
千葉	2,925	189	197	147	269	206
	7,551,605	361,935	251,055	303,240	456,330	554,715
	2,582	1,915	1,274	2,063	1,696	2,693
東京	78,925	10,785	9,000	5,483	6,107	7,575
	132,276,830	13,994,414	11,724,255	8,235,671	9,560,884	11,424,126
	1,676	1,298	1,303	1,502	1,566	1,508
岐阜	12,411	1,126	705	395	485	1,055
	26,607,918	2,071,833	1,447,005	862,050	1,089,900	1,955,100
	2,144	1,840	2,052	2,182	2,247	1,853
愛知	588	50	30	60	30	20
	301,006	28,140	15,120	30,240	15,120	10,080
	512	563	504	504	504	504
三重	10,841	879	617	712	705	1,367
	28,281,514	2,403,170	1,990,145	1,755,567	1,952,993	3,965,165
	2,609	2,734	3,226	2,466	2,770	2,901
兵庫	2,244	55	457	35	484	201
	5,329,076	179,025	1,076,985	113,925	1,117,200	543,900
	2,375	3,255	2,357	3,255	2,308	2,706
福岡	429	32	16	50	152	59
	1,128,960	201,600	100,800	100,800	100,800	252,000
	2,632	6,300	6,300	2,016	663	4,271
冷きんぎ	71,395	9,634	2,886	3,369	4,796	6,100
合計	59,318,426	7,352,880	2,467,836	2,458,740	4,649,787	5,074,319
平均単価	831	763	855	730	970	832
福島	2,593	223	34		155	157
	5,067,153	170,706	71,400		347,067	326,151
	1,954	765	2,100		2,239	2,077
北海道	22					
	123,900					
	5,632					
青森	1,096	394			132	
	3,119,341	931,666			459,375	
	2,846	2,365			3,480	
宮城	60,001	9,017	2,852	3,369	4,509	5,943
	46,830,875	6,250,508	2,396,436	2,458,740	3,843,345	4,748,168
	781	693	840	730	852	799



上段：数量=kg  
 单位 中断：金額=円  
 下段：単価=円

9月	10月	11月	12月	1月	2月	3月
			320			10
			685,913			25,704
			2,143			2,570
22	14	28	21			6
75,705	49,455	97,367	70,035			20,580
3,441	3,533	3,477	3,335			3,430
30	50	50	30			20
31,500	52,500	52,500	31,500			21,000
1,050	1,050	1,050	1,050			1,050
49	119	54	98	30	30	81
76,545	182,070	85,050	159,600	45,360	57,383	130,410
1,562	1,530	1,575	1,629	1,512	1,913	1,610
						7
						15,750
						2,250
15,280	16,472	15,787	27,408	12,903	12,000	16,942
28,262,813	32,340,095	35,059,577	68,530,963	28,281,186	27,176,835	36,739,814
1,850	1,963	2,221	2,500	2,192	2,265	2,169
1,583	1,225	1,232	1,861	1,352	814	1,092
2,995,496	2,522,380	2,517,123	3,971,678	3,026,113	2,093,011	2,913,580
1,892	2,059	2,043	2,134	2,238	2,571	2,668
188	161	353	226	52	284	636
667,170	399,840	951,930	446,670	166,320	529,200	1,272,128
3,549	2,483	2,697	1,976	3,198	1,863	2,000
5,935	5,178	5,498	8,592	3,553	3,128	5,650
9,472,650	9,303,779	12,265,126	20,118,493	7,713,132	7,372,314	11,609,732
1,596	1,797	2,231	2,342	2,171	2,357	2,055
1,084	1,403	1,052	2,968	845	811	1,408
2,877,738	3,657,380	3,380,439	12,479,706	2,889,124	2,772,377	4,775,033
2,655	2,607	3,213	4,205	3,419	3,418	3,391
101	209	165	500	188	202	552
308,805	592,305	588,420	1,809,444	431,972	585,323	1,308,061
3,057	2,834	3,566	3,619	2,298	2,898	2,370
4,654	6,282	4,762	8,990	4,910	4,932	5,445
8,128,604	11,668,533	9,904,862	18,150,834	8,885,784	10,179,283	10,419,580
1,747	1,857	2,080	2,019	1,810	2,064	1,914
910	1,425	1,255	1,710	1,095	980	1,270
1,903,125	2,810,325	2,751,000	3,645,600	2,612,400	2,377,410	3,082,170
2,091	1,972	2,192	2,132	2,386	2,426	2,427
25	70		298		5	
40,018	35,280		95,256		31,752	
1,601	504		320		6,350	
706	423	1,413	1,686	796	753	784
1,700,871	1,147,602	2,574,656	6,366,844	2,264,441	1,066,485	1,093,575
2,409	2,713	1,822	3,776	2,845	1,416	1,395
56	77	47	550	108	85	89
131,040	165,375	88,725	1,334,550	254,604	132,384	191,363
2,340	2,148	1,888	2,426	2,357	1,557	2,150
38	19	10	27	4	6	16
37,296	37,296	37,296	111,888	37,296	37,296	74,592
981	1,963	3,730	4,144	9,324	6,216	4,662
4,550	7,172	5,383	8,504	7,902	4,299	6,800
3,591,580	5,374,376	4,162,156	9,142,040	6,064,689	3,682,470	5,297,553
789	749	773	1,075	767	857	779
44	83	236	826	522	195	118
94,080	178,180	447,384	1,751,891	1,044,570	361,726	273,998
2,138	2,147	1,896	2,121	2,001	1,855	2,322
			22			
			123,900			
			5,632			
264	132					174
622,650	469,350					636,300
2,359	3,556					3,657
4,157	6,175	5,147	7,656	4,548	1,541	5,087
2,839,598	4,488,863	3,714,772	7,266,249	3,690,247	1,179,389	3,954,560
683	727	722	949	811	765	777

## (2) 冷凍

品目別・出荷地	計	4月	5月	6月	7月	8月
冷きんき 東京	7,683 4,177,157 544					
冷メルルーサ 合計 平均単価	254 371,931 1,464	10 12,600 1,260	55 70,350 1,279	5 6,300 1,260	30 40,635 1,355	15 20,475 1,365
宮城	50 79,275 1,586					5 6,825 1,365
東京	204 292,656 1,435	10 12,600 1,260	55 70,350 1,279	5 6,300 1,260	30 40,635 1,355	10 13,650 1,365
冷くじら 合計 平均単価	613 3,261,038 5,320	35 189,525 5,415	44 256,305 5,825	27 152,460 5,647	40 238,455 5,961	77 439,425 5,707
宮城	13 27,563 2,120					
東京	600 3,233,475 5,389	35 189,525 5,415	44 256,305 5,825	27 152,460 5,647	40 238,455 5,961	77 439,425 5,707
冷かに 合計 平均単価	115,519 256,752,224 2,223	6,855 14,275,896 2,083	9,318 18,208,649 1,954	7,789 15,902,126 2,042	5,741 13,458,596 2,344	10,643 22,265,717 2,092
福島	7,734 18,548,706 2,398	68 150,780 2,217	281 930,273 3,311	174 612,101 3,518	12 56,700 4,725	549 1,643,625 2,994
北海道	3,472 7,068,903 2,036	269 405,248 1,506	198 323,768 1,635	268 540,383 2,016	235 902,076 3,839	309 673,260 2,179
青森	1,503 6,059,991 4,032	69 304,290 4,410	37 142,380 3,848	17 99,120 5,831	44 306,684 6,970	122 768,936 6,303
宮城	31,151 69,057,996 2,217	2,756 4,808,120 1,745	2,967 5,391,759 1,817	1,522 2,967,202 1,950	1,988 5,385,844 2,709	1,729 4,400,208 2,545
茨城	5,993 13,311,323 2,221	226 477,435 2,113	152 305,550 2,010	194 416,955 2,149	427 886,725 2,077	480 1,014,930 2,114
千葉	6,793 25,341,421 3,731	380 1,680,063 4,421	280 1,239,567 4,427	921 3,314,304 3,599	158 812,259 5,141	200 1,099,245 5,496
東京	46,259 89,222,916 1,929	2,756 5,498,056 1,995	5,045 8,436,852 1,672	4,455 7,122,771 1,599	2,490 3,816,598 1,533	5,074 8,266,958 1,629
神奈川	24 68,040 2,835		12 34,020 2,835			
大阪	5,690 8,711,206 1,531	100 120,750 1,208			10 17,325 1,733	1,740 2,830,275 1,627
兵庫	171 1,026,900 6,005	16 92,400 5,775	12 69,300 5,775	12 69,300 5,775	16 92,400 5,775	16 92,400 5,775
鳥取	661 4,655,044 7,042	83 421,234 5,075	160 879,690 5,498	45 291,060 6,468	72 533,610 7,411	64 561,120 8,768
福岡	946 1,603,245 1,695				22 47,040 2,138	8 26,880 3,360
長崎	5,122 12,076,533 2,358	132 317,520 2,405	174 455,490 2,618	181 468,930 2,591	267 601,335 2,252	352 887,880 2,522
冷かつお 合計 平均単価	191,240 193,234,720 1,010	22,101 20,960,637 948	16,789 15,693,959 935	11,569 10,433,156 902	11,179 9,870,560 883	13,727 12,976,837 945

上段：数量=kg  
 单位 中断：金額=円  
 下段：単価=円

9月	10月	11月	12月	1月	2月	3月
85 35,252 415	782 237,983 304			2,832 1,329,872 470	2,563 2,141,355 835	1,421 432,695 305
15 23,625 1,575	5 6,825 1,365	25 42,000 1,680	21 31,437 1,497	25 42,000 1,680	23 33,684 1,465	25 42,000 1,680
15 23,625 1,575	5 6,825 1,365	20 33,600 1,680	5 8,400 1,680			
		5 8,400 1,680	16 23,037 1,440	25 42,000 1,680	23 33,684 1,465	25 42,000 1,680
24 127,575 5,316	109 480,113 4,405	77 313,110 4,066	72 461,160 6,405	39 198,975 5,102	25 146,055 5,842	44 257,880 5,861
	13 27,563 2,120					
24 127,575 5,316	96 452,550 4,714	77 313,110 4,066	72 461,160 6,405	39 198,975 5,102	25 146,055 5,842	44 257,880 5,861
3,560 8,230,015 2,312	8,361 17,335,142 2,073	8,571 18,801,668 2,194	41,094 98,092,314 2,387	5,046 10,520,831 2,085	4,464 9,957,048 2,231	4,077 9,704,222 2,380
190 628,338 3,307	210 722,971 3,443	769 1,522,731 1,980	3,582 8,079,745 2,256	679 1,326,272 1,953	1,024 2,223,643 2,172	196 651,527 3,324
208 415,170 1,996	201 336,966 1,676	199 420,038 2,111	962 2,067,766 2,149	387 645,078 1,667	131 223,965 1,710	105 115,185 1,097
13 37,800 2,908	18 53,130 2,952	26 133,665 5,141	1,114 3,949,596 3,545	43 264,390 6,149		
823 1,913,505 2,325	4,486 9,405,916 2,097	1,962 3,800,143 1,937	9,642 23,689,094 2,457	1,013 2,234,454 2,206	1,309 2,605,162 1,990	954 2,456,589 2,575
108 223,913 2,073	150 406,980 2,713	304 659,295 2,169	3,610 8,077,965 2,238	100 205,800 2,058	94 257,775 2,742	148 378,000 2,554
256 1,288,508 5,033	304 1,186,028 3,901	532 1,537,710 2,890	3,346 11,544,645 3,450	142 630,840 4,443	162 450,282 2,780	112 557,970 4,982
1,495 2,772,843 1,855	1,996 3,325,166 1,666	3,945 8,893,682 2,254	13,238 29,623,971 2,238	1,968 3,499,557 1,778	1,423 3,040,486 2,137	2,374 4,925,976 2,075
			6 14,700 2,450	6 19,320 3,220		
335 470,928 1,406	800 1,125,605 1,407	310 479,589 1,547	2,145 3,291,674 1,535	250 375,060 1,500		
11 69,300 6,300	20 92,400 4,620	20 115,500 5,775	12 69,300 5,775	12 126,000 10,500	12 69,300 5,775	12 69,300 5,775
21 156,660 7,460	49 398,370 8,130	24 233,520 9,730	66 566,370 8,581	20 157,080 7,854	33 276,570 8,381	24 179,760 7,490
4 12,600 3,150		192 322,875 1,682	720 1,193,850 1,658			
96 240,450 2,505	127 281,610 2,217	288 682,920 2,371	2,651 5,923,638 2,234	426 1,036,980 2,434	276 809,865 2,934	152 369,915 2,434
13,434 12,893,652 960	13,311 13,588,649 1,021	16,981 18,400,823 1,084	21,390 23,696,692 1,108	17,730 19,908,989 1,123	15,059 16,069,708 1,067	17,970 18,741,058 1,043

## (2) 冷凍

品目別・出荷地	計	4月	5月	6月	7月	8月
冷かつお	22,490	2,640	2,551	2,933	3,644	3,396
福島	14,886,581	1,673,242	1,649,905	1,911,195	2,390,452	2,330,407
	662	634	647	652	656	686
宮城	86,363	10,130	8,215	6,499	5,587	6,651
	83,677,511	9,476,851	7,618,418	6,024,592	5,263,462	6,297,633
	969	936	927	927	942	947
茨城	3,011			80	132	342
	2,117,803			65,100	91,665	260,190
	703			814	694	761
東京	950					
	887,776					
	935					
静岡	78,426	9,331	6,023	2,057	1,816	3,338
	91,665,049	9,810,544	6,425,636	2,432,269	2,124,981	4,088,607
	1,169	1,051	1,067	1,182	1,170	1,225
冷あゆ	630	70	30	90	40	120
合計	817,846	105,840	40,740	98,806	41,895	153,090
平均単価	1,298	1,512	1,358	1,098	1,047	1,276
東京	630	70	30	90	40	120
	817,846	105,840	40,740	98,806	41,895	153,090
	1,298	1,512	1,358	1,098	1,047	1,276
冷ほたて	71,587	8,671	6,672	4,555	4,810	4,779
合計	101,608,688	10,074,898	8,215,076	6,084,663	6,083,192	6,973,924
平均単価	1,419	1,162	1,231	1,336	1,265	1,459
福島	2,267	114	188	117	147	162
	2,843,577	140,963	262,270	144,256	182,717	200,687
	1,254	1,237	1,395	1,233	1,243	1,239
北海道	4,841		16	180	210	270
	5,861,205		25,200	287,280	336,420	432,180
	1,211		1,575	1,596	1,602	1,601
青森	1,580	320			10	150
	2,308,425	580,440			20,475	146,160
	1,461	1,814			2,048	974
宮城	23,292	4,346	3,542	1,853	2,076	2,070
	31,550,983	4,502,159	3,719,783	1,968,330	2,299,605	3,326,717
	1,355	1,036	1,050	1,062	1,108	1,607
群馬	20,250	1,240	1,180	1,110	1,230	1,010
	34,410,520	1,474,956	2,335,095	1,992,270	1,630,125	1,509,585
	1,699	1,189	1,979	1,795	1,325	1,495
千葉	190	190				
	392,175	392,175				
	2,064	2,064				
東京	19,167	2,461	1,746	1,295	1,137	1,117
	24,241,803	2,984,205	1,872,728	1,692,527	1,613,850	1,358,595
	1,265	1,213	1,073	1,307	1,419	1,216
冷食品	330,271	22,121	23,927	24,368	42,263	32,953
合計	504,556,599	33,559,995	34,122,790	40,850,996	117,017,785	50,493,122
平均単価	1,528	1,517	1,426	1,676	2,769	1,532
福島	46,275	3,310	3,820	3,632	4,752	4,481
	30,314,069	1,890,332	1,780,340	2,301,648	4,923,647	2,497,950
	655	571	466	634	1,036	557
北海道	7,282	635	740	620	630	640
	10,406,017	861,210	994,560	833,280	852,810	867,930
	1,429	1,356	1,344	1,344	1,354	1,356
岩手	250	20	20	20	20	20
	611,100	50,925	50,925	50,925	50,925	50,925
	2,444	2,546	2,546	2,546	2,546	2,546
宮城	86,462	6,683	8,181	6,082	15,842	8,443
	172,281,707	11,981,151	14,179,173	14,077,838	65,452,148	15,406,210
	1,993	1,793	1,733	2,315	4,132	1,825
秋田	15,502	1,260	1,380	1,140	1,320	1,620
	7,866,942	639,450	700,350	578,550	669,900	822,150
	507	508	508	508	508	508
茨城	36,756	1,660	1,348	1,079	4,140	4,238
	35,650,269	2,042,061	2,010,519	1,081,430	4,086,916	4,888,507
	970	1,230	1,491	1,002	987	1,153

上段：数量=kg  
 单位 中断：金額=円  
 下段：単価=円

9月	10月	11月	12月	1月	2月	3月
1,808	1,574	682	1,040	449	650	1,123
1,270,231	1,098,397	419,024	671,824	278,309	426,617	766,978
703	698	614	646	620	656	683
7,091	6,768	7,033	7,861	6,263	6,477	7,788
6,737,567	6,617,549	7,022,350	8,033,078	6,505,460	6,524,842	7,555,709
950	978	998	1,022	1,039	1,007	970
887	190	270	180	630	125	175
595,457	128,101	192,991	128,625	436,643	91,508	127,523
671	674	715	715	693	732	729
						950
						887,776
						935
3,648	4,779	8,996	12,309	10,388	7,807	7,934
4,290,397	5,744,602	10,766,458	14,863,165	12,688,577	9,026,741	9,403,072
1,176	1,202	1,197	1,208	1,221	1,156	1,185
	90	80			30	80
	118,335	109,095			48,825	101,220
	1,315	1,364			1,628	1,265
	90	80			30	80
	118,335	109,095			48,825	101,220
	1,315	1,364			1,628	1,265
4,951	4,763	4,982	8,584	6,315	4,859	7,646
7,572,612	7,620,037	7,725,660	13,393,699	8,608,760	7,561,686	11,694,481
1,530	1,600	1,551	1,560	1,363	1,556	1,529
180	153	196	279	255	261	215
222,454	191,064	232,061	345,950	319,867	325,190	276,098
1,236	1,249	1,184	1,240	1,254	1,246	1,284
405	75	120	175	700	800	1,890
665,280	119,700	206,640	175,140	742,350	879,375	1,991,640
1,643	1,596	1,722	1,001	1,061	1,099	1,054
20	240	70	620	20		130
19,950	480,795	73,500	649,530	44,100		293,475
998	2,003	1,050	1,048	2,205		2,258
1,156	1,701	1,399	3,060	1,500	218	371
1,712,708	2,483,893	2,305,382	5,829,720	2,719,240	281,506	401,940
1,482	1,460	1,648	1,905	1,813	1,291	1,083
1,780	990	1,780	2,570	2,500	1,910	2,950
3,216,360	2,067,135	2,842,517	4,031,594	3,236,553	3,898,440	6,175,890
1,807	2,088	1,597	1,569	1,295	2,041	2,094
1,410	1,604	1,417	1,880	1,340	1,670	2,090
1,735,860	2,277,450	2,065,560	2,361,765	1,546,650	2,177,175	2,555,438
1,231	1,420	1,458	1,256	1,154	1,304	1,223
26,298	26,840	25,512	34,716	19,810	23,146	28,317
36,741,419	31,052,716	31,936,238	41,762,095	22,600,996	29,763,067	34,655,380
1,397	1,157	1,252	1,203	1,141	1,286	1,224
3,535	2,998	3,249	4,864	3,983	3,832	3,819
2,015,742	1,804,817	1,871,414	2,969,266	2,211,373	3,719,581	2,327,959
570	602	576	610	555	971	610
735	778	505	716	230	749	304
998,340	1,089,900	764,190	1,133,580	392,490	1,117,935	499,792
1,358	1,401	1,513	1,583	1,706	1,493	1,644
20		40	30	40		20
50,925		101,850	50,925	101,850		50,925
2,546		2,546	1,698	2,546		2,546
7,121	5,147	5,048	7,987	3,637	6,253	6,038
11,619,712	5,088,542	6,197,689	9,777,709	4,898,098	6,722,547	6,880,890
1,632	989	1,228	1,224	1,347	1,075	1,140
1,260	1,080	1,260	1,680	982	1,080	1,440
639,450	548,100	639,450	852,600	498,042	548,100	730,800
508	508	508	508	507	508	508
2,594	6,272	3,046	3,258	2,368	2,529	4,224
2,450,720	3,930,887	3,357,071	3,253,614	2,636,277	2,148,720	3,763,547
945	627	1,102	999	1,113	850	891

## (2) 冷凍

品目別・出荷地	計	4月	5月	6月	7月	8月
冷食品	468		72	36	36	36
栃木	3,932,028		436,892	436,892	436,892	436,892
	8,402		6,068	12,136	12,136	12,136
群馬	20 7,876 394					
埼玉	4,911 3,756,107 765	528 445,987 845	342 276,274 808	307 233,013 759	347 280,702 809	347 287,960 830
千葉	180 522,732 2,904	16 51,240 3,203	11 27,216 2,474	4 12,600 3,150	14 40,320 2,880	42 115,920 2,760
東京	98,150 172,775,862 1,760	5,662 10,814,830 1,910	5,820 9,265,379 1,592	8,826 15,650,238 1,773	10,983 22,241,622 2,025	11,328 21,187,360 1,870
神奈川	26 6,300 242					4 0 0
新潟	1,494 1,503,267 1,006	195 202,784 1,040	83 74,151 893	51 42,336 830	107 105,462 986	102 84,672 830
長野	409 670,819 1,640	79 120,304 1,523	80 130,725 1,634	15 27,405 1,827	20 31,290 1,565	25 45,150 1,806
岐阜	4 0 0					
静岡	3,096 20,168,903 6,515	349 1,117,221 3,201	78 591,150 7,579	205 1,528,338 7,455	2,066 14,394,219 6,967	256 1,765,680 6,897
三重	1,198 811,570 677	112 60,060 536	120 68,838 574	60 41,790 697	85 60,144 708	40 29,400 735
大阪	2,784 9,643,935 3,464	613 1,878,450 3,064	340 1,356,600 3,990	169 550,830 3,259	250 830,235 3,321	26 90,090 3,465
兵庫	14,565 16,759,100 1,151	555 754,320 1,359	625 812,700 1,300	535 734,580 1,373	630 874,440 1,388	620 878,850 1,418
鳥取	1,265 1,976,436 1,562	175 273,420 1,562	70 109,368 1,562	105 164,052 1,562	75 117,180 1,562	50 78,120 1,562
香川	1,327 599,485 452	70 33,299 476	92 56,451 614	78 61,964 794	93 34,400 370	150 80,926 540
愛媛	3,552 6,994,260 1,969	18 37,800 2,100	18 37,800 2,100	265 529,200 1,997	300 589,680 1,966	200 393,120 1,966
福岡	149 236,061 1,584	21 32,991 1,571	12 20,349 1,696	18 28,056 1,559	13 20,349 1,565	
宮崎	4,146 7,061,754 1,703	160 272,160 1,701	675 1,143,030 1,693	1,121 1,886,031 1,682	540 924,504 1,712	285 485,310 1,703
冷プロイラー 合計 平均単価	9,307 9,929,064 1,067	1,887 1,853,250 982	473 517,451 1,094	1,190 1,432,106 1,203	656 636,531 970	1,125 1,126,230 1,001
福島	30 30,398 1,013		20 21,000 1,050	5 5,198 1,040	5 4,200 840	
宮城	437 713,160 1,632	50 81,900 1,638	25 40,950 1,638	25 40,950 1,638	25 40,950 1,638	50 81,900 1,638
東京	7,182 7,025,928 978	1,541 1,275,603 828	359 361,830 1,008	775 716,520 925	610 580,986 952	1,075 1,044,330 971

上段：数量=kg  
 单位 中断：金額=円  
 下段：単価=円

9月	10月	11月	12月	1月	2月	3月
36	72	108	36		36	
436,892	436,892	436,892	436,892		436,892	
12,136	6,068	4,045	12,136		12,136	
			10		10	
			3,938		3,938	
			394		394	
337	308	384	330	345	343	993
259,988	244,604	295,293	220,298	262,672	290,487	658,829
771	794	769	668	761	847	663
10	12			5	12	54
25,200	27,720			15,120	29,106	178,290
2,520	2,310			3,024	2,426	3,302
8,095	8,581	7,737	9,394	6,633	6,309	8,782
15,190,438	15,505,781	12,644,598	15,703,998	8,651,212	10,881,407	15,038,999
1,877	1,807	1,634	1,672	1,304	1,725	1,712
	1				20	1
	0				6,300	0
	0				315	0
134	109	139	216	96	77	185
98,826	109,872	148,932	254,814	99,036	92,736	189,646
738	1,008	1,071	1,180	1,032	1,204	1,025
20	15	60	15	25	20	35
32,655	28,980	103,320	24,045	42,840	34,440	49,665
1,633	1,932	1,722	1,603	1,714	1,722	1,419
1	1			1	1	
0	0			0	0	
0	0			0	0	
120	24	-12			10	
585,269	216,930	-113,400			83,496	
4,877	9,039	9,450			8,350	
41	104	64	187	101	111	173
22,050	69,468	52,332	131,359	68,796	80,409	126,924
538	668	818	702	681	724	734
43	38	45	102	239	459	460
141,120	138,600	156,450	347,760	869,400	1,618,050	1,666,350
3,282	3,647	3,477	3,409	3,638	3,525	3,623
1,465	789	2,115	4,840	589	736	1,066
948,150	1,082,404	2,264,155	4,837,042	985,101	1,051,535	1,535,823
647	1,372	1,071	999	1,672	1,429	1,441
65	70	85	265	80	90	135
101,556	109,368	132,804	414,036	124,992	140,616	210,924
1,562	1,562	1,562	1,562	1,562	1,562	1,562
113	110	118	93	76	93	241
52,042	47,727	43,221	40,827	27,345	33,301	87,982
461	434	366	439	360	358	365
500	1	1,000	500	250	250	250
984,060	0	1,965,600	982,800	491,400	491,400	491,400
1,968	0	1,966	1,966	1,966	1,966	1,966
18		16	18	10	6	17
27,846		25,074	28,056	15,414	9,870	28,056
1,547		1,567	1,559	1,541	1,645	1,650
35	330	505	175	120	120	80
60,438	572,124	849,303	298,536	209,538	222,201	138,579
1,727	1,734	1,682	1,706	1,746	1,852	1,732
835	1,179	320	575	415	258	394
794,220	1,253,147	372,750	695,709	456,699	314,688	476,283
951	1,063	1,165	1,210	1,100	1,220	1,209
25	37	25	50	25	50	50
40,950	57,960	40,950	81,900	40,950	81,900	81,900
1,638	1,566	1,638	1,638	1,638	1,638	1,638
795	412	295	525	355	160	280
740,040	416,850	331,800	613,809	389,760	201,600	352,800
931	1,012	1,125	1,169	1,098	1,260	1,260

## (2) 冷凍

品目別・出荷地	計	4月	5月	6月	7月	8月
冷ブロイラー	203	16	24		16	
新潟	135,143	10,395	15,593		10,395	
	666	650	650		650	
兵庫	645 617,687 958					
宮崎	810 1,406,748 1,737	280 485,352 1,733	45 78,078 1,735	385 669,438 1,739		
冷カラスフィーレ	40				40	
合計	84,000				84,000	
平均単価	2,100				2,100	
宮城	40 84,000 2,100				40 84,000 2,100	
冷すりみ	48					
合計	42,336					
平均単価	882					
宮城	48 42,336 882					
その他冷貝類	73,354	4,821	5,023	4,796	5,868	7,601
合計	132,402,253	8,448,844	9,293,930	8,938,338	10,710,945	15,403,805
平均単価	1,805	1,753	1,850	1,864	1,825	2,027
福島	7,083 14,786,503 2,088	355 543,418 1,531	739 1,116,462 1,511	451 818,821 1,816	430 672,386 1,564	679 2,220,303 3,270
北海道	2,549 6,180,825 2,425	350 803,250 2,295	260 601,650 2,314	63 188,055 2,985	426 1,018,500 2,391	430 1,024,170 2,382
青森	523 933,618 1,785	30 49,350 1,645	102 167,223 1,639	30 49,350 1,645	40 64,575 1,614	30 49,350 1,645
宮城	31,929 60,318,933 1,889	1,810 3,416,598 1,888	1,838 3,839,013 2,089	2,332 4,458,093 1,912	2,889 5,350,960 1,852	3,220 5,923,843 1,840
茨城	228 497,700 2,183	24 52,920 2,205	84 185,220 2,205	36 79,380 2,205	24 52,920 2,205	12 26,460 2,205
千葉	195 1,378,650 7,070	20 22,050 1,103	5 47,250 9,450	25 227,850 9,114	5 45,150 9,030	15 135,450 9,030
東京	29,987 47,094,324 1,570	2,142 3,404,283 1,589	1,735 2,821,562 1,626	1,839 3,094,739 1,683	1,974 3,422,664 1,734	2,955 5,758,159 1,949
神奈川	120 129,675 1,081	30 33,075 1,103	50 52,500 1,050	20 22,050 1,103	20 22,050 1,103	
山梨	20 30,240 1,512					
広島	450 464,835 1,033				60 61,740 1,029	260 266,070 1,023
福岡	270 586,950 2,174	60 123,900 2,065	210 463,050 2,205			
その他冷凍	167,133	16,990	9,526	10,236	10,748	10,924
合計	271,177,819	21,563,415	16,887,452	13,139,124	24,804,139	23,055,513
平均単価	1,623	1,269	1,773	1,284	2,308	2,111
福島	34,053 38,277,994 1,124	6,029 3,619,011 600	1,823 2,380,475 1,306	3,682 3,398,020 923	2,019 3,161,582 1,566	1,589 2,828,746 1,780
北海道	392 976,994 2,492		68 127,050 1,868	48 37,800 788		10 18,900 1,890



上段：数量=kg  
 单位 中断：金額=円  
 下段：単価=円

9月	10月	11月	12月	1月	2月	3月
				35 25,989 743	48 31,188 650	64 41,583 650
15 13,230 882	630 604,457 959					
	100 173,880 1,739					
		24 21,168 882			24 21,168 882	
		24 21,168 882			24 21,168 882	
5,071 9,964,143 1,965	6,469 10,905,839 1,686	7,434 12,448,988 1,675	9,376 17,924,486 1,912	5,241 10,102,824 1,928	5,746 8,675,580 1,510	5,908 9,584,531 1,622
475 1,145,165 2,411	447 824,572 1,845	544 1,110,951 2,042	845 2,209,194 2,614	941 2,608,877 2,772	627 814,539 1,299	550 701,815 1,276
330 790,650 2,396	290 698,250 2,408	250 596,400 2,386	50 134,400 2,688	20 65,100 3,255	30 97,650 3,255	50 162,750 3,255
140 296,520 2,118	10 14,700 1,470	30 49,350 1,645	40 69,825 1,746	28 49,350 1,763		43 74,025 1,722
2,304 4,783,229 2,076	2,966 4,999,370 1,686	3,441 6,114,890 1,777	4,731 8,790,290 1,858	1,975 4,070,170 2,061	2,266 4,389,688 1,937	2,157 4,182,789 1,939
	12 21,420 1,785	12 26,460 2,205	6 13,230 2,205	6 13,230 2,205		12 26,460 2,205
5 45,150 9,030	10 71,925 7,193	20 137,025 6,851	55 391,125 7,111		20 149,100 7,455	15 106,575 7,105
1,687 2,766,404 1,640	2,734 4,275,602 1,564	3,117 4,383,672 1,406	3,649 6,316,422 1,731	2,271 3,296,097 1,451	2,803 3,224,603 1,150	3,081 4,330,117 1,405
		20 30,240 1,512				
130 137,025 1,054						
13,669 26,710,790 1,954	12,841 18,093,069 1,409	14,063 26,816,332 1,907	21,061 35,300,210 1,676	16,286 18,459,716 1,133	11,638 19,390,813 1,666	19,151 26,957,246 1,408
2,542 2,356,456 927	3,027 2,762,778 913	1,285 2,024,893 1,576	2,305 3,434,188 1,490	3,895 4,383,347 1,125	3,206 4,504,550 1,405	2,651 3,423,948 1,292
	60 150,150 2,503	106 378,000 3,566	45 96,936 2,154	30 89,408 2,980	10 18,900 1,890	15 59,850 3,990

## (2) 冷凍

品目別・出荷地	計	4月	5月	6月	7月	8月
その他冷凍	19,979	74	114	36	48	101
青森	11,762,236	42,323	59,851	18,743	63,105	59,173
	589	572	525	521	1,315	586
宮城	9,586	546	258	548	1,399	388
	14,658,540	814,352	490,214	755,131	4,588,060	587,130
	1,529	1,491	1,900	1,378	3,280	1,513
茨城	10,125	475	135	294	355	1,450
	14,285,006	1,879,437	242,025	562,485	778,050	1,524,605
	1,411	3,957	1,793	1,913	2,192	1,051
千葉	6,869	554	428	372	906	870
	41,422,301	1,586,634	2,785,293	1,934,226	6,174,630	6,003,386
	6,030	2,864	6,508	5,200	6,815	6,900
東京	75,966	8,825	6,112	4,821	5,480	4,471
	132,301,371	12,604,460	9,530,605	5,474,993	8,839,222	9,493,791
	1,742	1,428	1,559	1,136	1,613	2,123
長野	110	10	20	10		10
	554,400	50,400	100,800	50,400		50,400
	5,040	5,040	5,040	5,040		5,040
静岡	692	80	80	25	141	42
	1,023,689	100,044	102,785	31,626	323,790	59,346
	1,479	1,251	1,285	1,265	2,296	1,413
愛知	5	5				
	8,568	8,568				
	1,714	1,714				
三重	48					
	36,288					
	756					
鳥取	119					1
	214,431					2,520
	1,802					2,520
香川	5,756	392	488	400	400	752
	12,575,301	858,186	1,068,354	875,700	875,700	1,646,316
	2,185	2,189	2,189	2,189	2,189	2,189
佐賀	152					
	64,785					
	426					
大分	41					
	103,215					
	2,517					
宮崎	3,240					1,240
	2,912,700					781,200
	899					630
冷凍めばち 合計	236,749	18,333	19,153	15,785	19,152	21,505
平均単価	385,353,651	30,464,298	30,570,993	26,629,727	31,136,698	33,903,054
	1,628	1,662	1,596	1,687	1,626	1,577
福島	57,488	5,156	4,425	4,123	6,941	5,067
	143,509,107	13,120,367	11,495,208	10,783,424	15,679,402	12,451,773
	2,496	2,545	2,598	2,615	2,259	2,457
宮城	27,392	1,890	1,897	2,064	1,995	2,155
	40,477,532	2,745,174	2,597,594	2,906,768	2,850,320	3,214,523
	1,478	1,452	1,369	1,408	1,429	1,492
東京	26,165	774	4,290	1,697	1,977	2,448
	36,478,705	1,822,843	5,952,327	2,529,651	2,830,852	3,761,368
	1,394	2,355	1,387	1,491	1,432	1,537
神奈川	38,549	465		3,236	2,581	3,149
	40,233,642	1,406,475		2,791,910	2,276,109	2,768,373
	1,044	3,025		863	882	879
静岡	87,155	10,048	8,541	4,665	5,658	8,686
	124,654,665	11,369,439	10,525,864	7,617,974	7,500,015	11,707,017
	1,430	1,132	1,232	1,633	1,326	1,348
冷凍きわだ 合計	4,566	1,148	140	230	1,092	190
平均単価	4,826,206	1,274,553	155,400	308,175	1,228,374	135,849
	1,057	1,110	1,110	1,340	1,125	715
福島	8	2			2	
	31,416	7,854			7,854	
	3,927	3,927			3,927	

上段：数量=kg  
 单位 中断：金額=円  
 下段：単価=円

9月	10月	11月	12月	1月	2月	3月
1,090	1,850	1,955	4,853	2,158	1,704	5,996
655,252	1,085,732	1,231,335	2,668,471	1,345,427	1,083,432	3,449,392
601	587	630	550	623	636	575
1,288	567	1,170	1,376	649	853	544
1,375,292	665,471	1,865,539	932,814	690,303	1,098,836	795,398
1,068	1,174	1,594	678	1,064	1,288	1,462
880	590	741	1,445	1,055	560	2,145
1,006,689	733,953	1,219,840	2,079,259	1,348,100	711,381	2,199,182
1,144	1,244	1,646	1,439	1,278	1,270	1,025
150	293	468	660	672	504	992
1,449,252	1,615,047	2,564,583	6,249,474	1,897,560	4,765,068	4,397,148
9,662	5,512	5,480	9,469	2,824	9,455	4,433
7,228	5,945	6,598	8,954	7,215	4,072	6,245
18,776,185	9,990,668	15,670,765	17,097,962	7,447,020	5,949,339	11,426,361
2,598	1,681	2,375	1,910	1,032	1,461	1,830
10	10	10	10	10		10
50,400	50,400	50,400	50,400	50,400		50,400
5,040	5,040	5,040	5,040	5,040		5,040
13	51	91	27	38	65	39
16,002	63,882	114,282	34,146	48,132	81,144	48,510
1,231	1,253	1,256	1,265	1,267	1,248	1,244
					48	
					36,288	
					756	
4	60			16	38	
9,450	117,180			21,840	63,441	
2,363	1,953			1,365	1,670	
464	376	360	804	528	288	504
1,015,812	823,158	788,130	1,760,595	1,129,464	630,504	1,103,382
2,189	2,189	2,189	2,190	2,139	2,189	2,189
			82	20	40	10
			34,965	8,715	17,430	3,675
			426	436	436	368
	12	29				
	34,650	68,565				
	2,888	2,364				
		1,250	500		250	
		840,000	861,000		430,500	
		672	1,722		1,722	
18,609	20,301	19,291	23,185	19,431	19,392	22,612
29,620,854	32,910,575	30,978,467	39,264,204	30,850,773	30,974,566	38,049,442
1,592	1,621	1,606	1,694	1,588	1,597	1,683
4,076	4,229	4,389	6,715	4,056	3,778	4,533
10,578,896	11,106,002	10,628,841	15,099,103	10,348,798	10,124,349	12,092,944
2,595	2,626	2,422	2,249	2,551	2,680	2,668
2,352	3,201	1,980	1,464	4,012	2,929	1,453
3,385,762	4,804,196	3,668,793	2,868,558	5,189,265	3,637,500	2,609,079
1,440	1,501	1,853	1,959	1,293	1,242	1,796
2,194	477	350	1,090	2,614	3,151	5,103
2,989,726	773,710	730,648	2,245,418	3,371,159	3,734,439	5,736,564
1,363	1,622	2,088	2,060	1,290	1,185	1,124
3,112	2,990	4,035	5,251	4,890	4,408	4,432
2,578,980	2,512,175	3,664,541	6,151,472	5,512,665	4,592,602	5,978,340
829	840	908	1,171	1,127	1,042	1,349
6,875	9,404	8,537	8,665	3,859	5,126	7,091
10,087,490	13,714,492	12,285,644	12,899,653	6,428,886	8,885,676	11,632,515
1,467	1,458	1,439	1,489	1,666	1,733	1,640
504	660	450		30	0	122
488,702	610,400	468,828		29,925	0	126,000
970	925	1,042		998	0	1,033
4						
15,708						
3,927						

## (2) 冷凍

品目別・出荷地	計	4月	5月	6月	7月	8月
冷凍きわだ	720	60	80	60	60	120
宮城	441,000	31,500	42,000	31,500	31,500	63,000
	613	525	525	525	525	525
静岡	3,838	1,086	60	170	1,030	70
	4,353,790	1,235,199	113,400	276,675	1,189,020	72,849
	1,134	1,137	1,890	1,628	1,154	1,041
冷凍かじき類	43,243	3,309	3,736	2,192	5,095	3,029
合計	35,716,184	2,854,727	3,029,089	1,799,556	4,701,848	2,517,882
平均単価	826	863	811	821	923	831
福島	17,945	255	1,720	783	2,774	1,756
	15,898,205	279,827	1,424,862	699,281	2,899,800	1,489,584
	886	1,097	828	893	1,045	848
宮城	1,076			190	179	
	622,441			109,725	103,373	
	578			578	578	
東京	13,592	675	740	600	860	525
	9,217,362	424,200	466,200	377,622	541,800	330,750
	678	628	630	629	630	630
神奈川	55		40			
	18,333		16,800			
	333		420			
静岡	10,575	2,379	1,236	619	1,282	748
	9,959,843	2,150,700	1,121,227	612,928	1,156,875	697,548
	942	904	907	990	902	933
冷インドまぐろ	1,224	138		5	9	235
合計	1,537,131	264,738		3,150	18,795	131,251
平均単価	1,256	1,918		630	2,088	559
宮城	1,206	120		5	9	235
	1,341,379	68,986		3,150	18,795	131,251
	1,112	575		630	2,088	559
東京	18	18				
	195,752	195,752				
	10,875	10,875				
冷凍まぐろ類	90,644	5,010	6,774	6,724	6,043	10,889
合計	175,571,378	10,821,408	13,742,189	11,793,525	10,084,618	23,488,424
平均単価	1,937	2,160	2,029	1,754	1,669	2,157
福島	32,016	2,743	2,266	1,970	1,840	4,570
	67,038,809	5,983,098	5,102,567	3,928,245	3,287,484	11,131,002
	2,094	2,181	2,252	1,994	1,787	2,436
青森	57			57		
	180,941			180,941		
	3,174			3,174		
宮城	55,012	2,059	4,204	4,488	3,952	5,955
	92,766,798	3,675,391	7,553,741	6,710,704	5,680,925	10,770,740
	1,686	1,785	1,797	1,495	1,437	1,809
東京	100			4		48
	630,358			8,820		299,156
	6,304			2,205		6,232
神奈川	290	68		31	17	35
	2,553,696	463,680		270,900	197,505	269,903
	8,806	6,819		8,739	11,618	7,712
静岡	3,169	140	304	174	234	281
	12,400,776	699,239	1,085,881	693,915	918,704	1,017,623
	3,913	4,995	3,572	3,988	3,926	3,621

上段：数量=kg  
 单位 中断：金額=円  
 下段：単価=円

9月	10月	11月	12月	1月	2月	3月
80	140					120
42,000	73,500					126,000
525	525					1,050
420	520	450		30	0	2
430,994	536,900	468,828		29,925	0	0
1,026	1,033	1,042		998	0	0
4,432	4,429	3,147	2,576	3,724	2,736	4,838
3,642,393	3,557,051	2,467,292	2,069,271	3,115,861	2,169,373	3,791,841
822	803	784	803	837	793	784
2,128	2,614	1,430	1,076	1,366	920	1,123
1,858,525	2,118,121	1,196,059	969,457	1,271,992	788,269	902,428
873	810	836	901	931	857	804
	130	120	100	137	10	210
	75,075	69,300	57,750	79,118	6,825	121,275
	578	578	578	578	683	578
1,018	1,041	1,025	1,000	1,960	1,450	2,698
641,340	655,641	645,750	619,500	1,492,680	1,037,190	1,984,689
630	630	630	620	762	715	736
					15	
					1,533	
					102	
1,286	644	572	400	261	341	807
1,142,528	708,214	556,183	422,564	272,071	335,556	783,449
888	1,100	972	1,056	1,042	984	971
10	61	38	38	173	377	140
5,250	183,761	171,571	69,826	166,951	303,441	218,397
525	3,012	4,515	1,838	965	805	1,560
10	61	38	38	173	377	140
5,250	183,761	171,571	69,826	166,951	303,441	218,397
525	3,012	4,515	1,838	965	805	1,560
8,551	7,804	6,870	7,538	9,953	7,538	6,950
13,113,874	11,827,633	14,108,708	25,590,698	14,018,932	13,360,434	13,620,935
1,534	1,516	2,054	3,395	1,409	1,772	1,960
2,112	1,965	1,900	4,583	2,281	3,565	2,221
3,835,783	3,545,921	3,605,597	11,406,456	3,874,127	6,648,947	4,689,582
1,816	1,805	1,898	2,489	1,698	1,865	2,111
6,200	5,604	4,671	2,425	7,525	3,580	4,349
8,389,350	7,397,365	9,327,090	10,675,740	9,701,014	4,950,065	7,934,673
1,353	1,320	1,997	4,402	1,289	1,383	1,824
12	27	9				
92,190	163,076	67,116				
7,683	6,040	7,457				
14	10	39	57		19	
138,600	116,802	196,298	702,608		197,400	
9,900	11,680	5,033	12,326		10,389	
213	198	251	473	147	374	380
657,951	604,469	912,607	2,805,894	443,791	1,564,022	996,680
3,089	3,053	3,636	5,932	3,019	4,182	2,623

## (3) 塩干・加工品

品目別・出荷地	計	4月	5月	6月	7月	8月
塩さけ	496,539	38,524	38,612	39,000	51,140	48,601
合計	456,006,594	27,800,976	28,462,654	31,173,684	45,506,106	44,101,593
平均単価	918	722	737	799	890	907
福島	20,256 23,781,434 1,174	393 528,253 1,344	424 563,609 1,329	724 596,191 823	473 594,049 1,256	961 1,399,799 1,457
北海道	52,495 52,535,709 1,001	2,378 1,640,078 690	3,475 2,442,731 703	4,423 4,461,203 1,009	7,521 8,052,042 1,071	6,914 6,761,454 978
青森	42,285 39,336,914 930	3,625 2,783,193 768	3,951 3,331,006 843	4,271 3,678,581 861	3,224 2,940,987 912	2,965 2,794,302 942
宮城	222,830 199,918,722 897	21,851 15,077,327 690	17,913 12,363,495 690	17,139 12,516,270 730	26,124 22,581,439 864	22,383 20,108,143 898
山形	53 74,419 1,404					
茨城	4,869 3,322,591 682	177 160,389 906	400 237,406 594	420 243,180 579	188 48,300 257	366 245,070 670
埼玉	635 232,470 366					
千葉	103,452 90,306,348 873	7,389 5,268,552 713	7,194 5,208,940 724	6,705 5,174,069 772	10,416 7,952,007 763	9,819 7,942,725 809
東京	40,564 39,216,588 967	2,211 1,915,623 866	3,845 3,101,819 807	3,608 2,942,833 816	2,754 2,928,826 1,063	5,058 4,740,480 937
新潟	9,100 7,281,399 800	500 427,561 855	1,410 1,213,648 861	1,710 1,561,357 913	440 408,456 928	135 109,620 812
塩ます	15,895	1,331	1,309	1,845	2,834	1,196
合計	15,469,872	1,330,707	1,221,662	1,564,026	2,243,206	1,189,640
平均単価	973	1,000	933	848	792	995
福島	200 166,845 834	31 42,966 1,386		12 8,820 735	14 20,160 1,440	11 15,120 1,375
北海道	988 546,105 553			273 153,825 563	625 341,880 547	45 25,200 560
青森	60 35,175 586				60 35,175 586	
岩手	36 14,364 399					
宮城	8,867 8,842,461 997	949 977,949 1,031	831 872,657 1,050	922 868,821 942	936 914,851 977	747 732,869 981
埼玉	434 641,550 1,478		1 258 258			
千葉	4,776 4,525,521 948	344 295,092 858	416 266,112 640	600 467,880 780	1,168 874,440 749	350 363,426 1,038
東京	534 697,851 1,307	7 14,700 2,100	61 82,635 1,355	38 64,680 1,702	31 56,700 1,829	43 53,025 1,233
塩ほっけ	25,583	775	689	292	221	390
合計	18,060,057	565,715	534,336	195,595	175,996	287,937
平均単価	706	730	776	670	796	738
福島	24,675 17,488,017 709	775 565,715 730	689 534,336 776	292 195,595 670	221 175,996 796	390 287,937 738

上段：数量=kg  
 单位 中断：金額=円  
 下段：単価=円

9月	10月	11月	12月	1月	2月	3月
31,388	32,720	46,657	80,687	26,566	28,560	34,084
29,368,180	30,654,874	44,024,830	86,689,395	25,092,491	28,465,809	34,666,002
936	937	944	1,074	945	997	1,017
636	718	2,368	6,129	2,211	3,043	2,176
817,490	879,371	2,474,853	7,721,534	2,480,234	3,354,514	2,371,537
1,285	1,225	1,045	1,260	1,122	1,102	1,090
2,474	3,425	6,493	11,393	1,655	808	1,536
2,500,298	3,447,035	6,812,113	12,378,922	1,403,517	867,540	1,768,776
1,011	1,006	1,049	1,087	848	1,074	1,152
2,607	2,304	3,675	5,157	4,293	3,215	2,998
2,422,949	2,282,959	3,262,095	5,553,296	3,948,603	3,087,522	3,251,421
929	991	888	1,077	920	960	1,085
13,921	16,625	19,193	30,718	10,285	11,694	14,984
12,917,151	15,137,779	18,869,183	34,176,033	9,412,217	11,501,910	15,257,775
928	911	983	1,113	915	984	1,018
						53
						74,419
						1,404
552	356	188	784	518	488	432
501,144	245,280	136,920	604,464	235,830	356,160	308,448
908	689	728	771	455	730	714
201	200	100	40	50		44
88,200	42,000	42,000	21,000	21,000		18,270
439	210	420	525	420		415
7,245	5,796	8,028	20,603	5,653	7,188	7,416
6,254,642	5,595,619	7,568,127	19,689,874	5,451,096	6,838,698	7,361,999
863	965	943	956	964	951	993
3,397	2,251	4,277	5,348	1,811	1,884	4,120
3,492,867	2,251,390	3,613,129	6,150,353	2,052,421	2,177,322	3,849,525
1,028	1,000	845	1,150	1,133	1,156	934
355	1,045	2,335	515	90	240	325
373,439	773,441	1,246,410	393,919	87,573	282,143	403,832
1,052	740	534	765	973	1,176	1,243
1,138	1,080	1,078	1,603	674	952	855
1,108,605	1,166,716	1,080,515	1,899,823	788,789	1,015,130	861,053
974	1,080	1,002	1,185	1,170	1,066	1,007
	32	28	40	7	10	15
	15,372	14,385	25,662	10,080	2,100	12,180
	480	514	642	1,440	210	812
45						
25,200						
560						
	36					
	14,364					
	399					
559	653	761	725	548	635	601
535,389	629,893	707,093	742,857	614,489	639,249	606,344
958	965	929	1,025	1,121	1,007	1,009
			411		22	
			630,811		10,481	
			1,535		476	
504	268	248	392	100	260	126
495,516	405,426	297,192	454,188	123,270	315,210	167,769
983	1,513	1,198	1,159	1,233	1,212	1,332
30	91	41	35	19	25	113
52,500	101,661	61,845	46,305	40,950	48,090	74,760
1,750	1,117	1,508	1,323	2,155	1,924	662
1,228	3,288	3,745	3,973	3,089	3,843	4,050
949,114	2,216,918	2,617,999	2,890,140	2,103,401	2,668,443	2,854,463
773	674	699	727	681	694	705
1,228	3,288	3,721	3,745	2,957	3,675	3,694
949,114	2,216,918	2,602,879	2,746,500	2,020,241	2,562,603	2,630,183
773	674	700	733	683	697	712

## (3) 塩干・加工品

品目別・出荷地	計	4月	5月	6月	7月	8月
塩ほっけ	908					
宮城	572,040					
	630					
筋子	56,355	3,075	3,230	3,524	5,212	7,766
合計	202,837,466	10,226,266	11,026,156	13,888,057	19,071,005	26,224,624
平均単価	3,599	3,326	3,414	3,941	3,659	3,377
北海道	2,519	226	229	516	458	531
	9,547,356	946,155	1,010,520	2,164,281	1,503,642	1,742,664
	3,790	4,187	4,413	4,194	3,283	3,282
青森	8,018	572	666	529	614	854
	35,408,667	2,497,635	2,934,960	2,479,575	2,801,925	3,854,760
	4,416	4,366	4,407	4,687	4,563	4,514
宮城	17,694	620	80	538	1,892	2,998
	62,367,819	1,925,490	232,575	1,934,783	7,084,897	9,724,051
	3,525	3,106	2,907	3,596	3,745	3,244
秋田	2,510	195	395	280	350	155
	8,459,430	516,495	1,145,340	1,231,650	1,293,075	426,825
	3,370	2,649	2,900	4,399	3,695	2,754
山形	565	290	275			
	1,777,755	996,660	781,095			
	3,146	3,437	2,840			
東京	21,854	1,137	1,510	1,406	1,628	2,738
	73,846,768	3,189,481	4,597,216	5,016,218	5,449,291	8,910,826
	3,379	2,805	3,045	3,568	3,347	3,255
新潟	3,195	35	75	255	270	490
	11,429,671	154,350	324,450	1,061,550	938,175	1,565,498
	3,577	4,410	4,326	4,163	3,475	3,195
福岡	0					
	0					
	0					
いくら	33,022	2,696	2,708	1,919	2,317	3,408
合計	170,649,594	12,326,340	14,098,125	10,013,781	12,026,652	18,645,078
平均単価	5,168	4,572	5,206	5,218	5,191	5,471
北海道	17,137	1,331	1,034	665	923	1,195
	86,846,238	5,400,518	5,720,033	3,471,909	4,720,119	6,892,107
	5,068	4,057	5,532	5,221	5,114	5,767
青森	211	6	17	6	6	12
	1,100,316	35,532	106,596	35,532	35,532	71,064
	5,215	5,922	6,270	5,922	5,922	5,922
岩手	1,224	117	129	79	78	123
	8,539,524	817,236	901,908	550,368	544,320	858,816
	6,977	6,985	6,992	6,967	6,978	6,982
宮城	2,429	358	355	255	264	332
	11,327,125	1,655,966	1,637,428	1,178,892	1,216,743	1,536,051
	4,663	4,626	4,612	4,623	4,609	4,627
東京	12,021	884	1,173	914	1,046	1,746
	62,836,391	4,417,088	5,732,160	4,777,080	5,509,938	9,287,040
	5,227	4,997	4,887	5,227	5,268	5,319
助子	107,521	7,918	10,181	7,718	9,091	8,777
合計	192,096,182	14,079,018	16,994,532	13,148,173	16,529,643	16,385,830
平均単価	1,787	1,778	1,669	1,704	1,818	1,867
北海道	2,629	111	97	167	140	242
	6,138,500	280,770	238,560	486,780	341,670	649,110
	2,335	2,529	2,459	2,915	2,441	2,682
青森	320	27	36	19	39	27
	542,430	46,494	61,992	30,996	61,992	46,494
	1,695	1,722	1,722	1,631	1,590	1,722
宮城	8,499	870	954	937	856	831
	14,412,958	1,450,442	1,604,572	1,557,704	1,378,561	1,404,941
	1,696	1,667	1,682	1,662	1,610	1,691
東京	45,998	2,960	4,204	3,089	4,041	3,383
	69,578,421	4,179,288	5,976,341	4,281,565	6,010,989	5,109,312
	1,513	1,412	1,422	1,386	1,488	1,510
山口	248	60	10	20	46	10
	707,070	142,800	23,100	50,400	136,710	25,200
	2,851	2,380	2,310	2,520	2,972	2,520



上段：数量=kg  
 单位 中断：金額=円  
 下段：単価=円

9月	10月	11月	12月	1月	2月	3月
		24	228	132	168	356
		15,120	143,640	83,160	105,840	224,280
		630	630	630	630	630
3,591	3,958	6,290	12,278	2,161	2,204	3,066
12,812,552	14,344,092	23,279,130	43,479,714	8,273,895	8,495,865	11,716,110
3,568	3,624	3,701	3,541	3,829	3,855	3,821
127	38	128	160	32	35	39
417,564	166,320	445,830	648,060	150,360	165,060	186,900
3,288	4,377	3,483	4,050	4,699	4,716	4,792
625	619	582	1,104	443	611	799
2,731,050	2,884,707	2,668,890	4,222,470	2,026,185	2,769,060	3,537,450
4,370	4,660	4,586	3,825	4,574	4,532	4,427
1,394	1,513	2,748	4,334	358	587	632
4,835,828	5,047,875	10,370,010	15,449,910	1,345,470	2,111,235	2,305,695
3,469	3,336	3,774	3,565	3,758	3,597	3,648
20	290	110	705			10
57,225	982,695	405,300	2,373,525			27,300
2,861	3,389	3,685	3,367			2,730
1,135	1,143	2,417	5,205	1,083	866	1,586
3,857,385	3,971,520	8,247,750	18,036,901	3,842,055	3,069,360	5,658,765
3,399	3,475	3,412	3,465	3,548	3,544	3,568
290	355	305	770	245	105	
913,500	1,290,975	1,141,350	2,748,848	909,825	381,150	
3,150	3,637	3,742	3,570	3,714	3,630	
0						
0						
0						
2,077	2,774	2,443	6,101	1,523	1,662	3,394
10,976,926	15,020,596	12,756,124	31,663,566	7,371,123	8,348,854	17,402,429
5,285	5,415	5,221	5,190	4,840	5,023	5,127
985	879	1,233	4,092	1,201	1,155	2,444
5,254,893	5,231,835	6,236,045	20,403,733	5,541,911	5,625,501	12,347,634
5,335	5,952	5,058	4,986	4,614	4,871	5,052
6	6	6	17	6	26	97
35,532	35,532	35,532	80,682	35,532	125,832	467,418
5,922	5,922	5,922	4,746	5,922	4,840	4,819
62	70	84	250	55	52	125
426,132	459,648	582,120	1,752,408	409,752	368,928	867,888
6,873	6,566	6,930	7,010	7,450	7,095	6,943
150	192	159	134	46	76	108
700,250	895,344	772,022	640,301	218,722	363,625	511,781
4,668	4,663	4,855	4,778	4,755	4,785	4,739
874	1,627	961	1,608	215	353	620
4,560,119	8,398,237	5,130,405	8,786,442	1,165,206	1,864,968	3,207,708
5,218	5,162	5,339	5,464	5,420	5,283	5,174
8,997	8,222	9,566	12,736	6,360	8,067	9,888
15,294,666	14,311,812	16,449,021	25,634,281	11,166,523	13,795,638	18,307,045
1,700	1,741	1,720	2,013	1,756	1,710	1,851
101	187	87	458	200	452	387
260,820	426,510	240,240	1,083,390	446,492	887,670	796,488
2,582	2,281	2,761	2,365	2,232	1,964	2,058
	37	18	54	18	18	27
	61,992	30,996	92,988	30,996	30,996	46,494
	1,675	1,722	1,722	1,722	1,722	1,722
536	658	724	889	467	374	403
788,826	1,159,737	1,249,253	1,628,181	823,854	606,597	760,290
1,472	1,763	1,725	1,831	1,764	1,622	1,887
3,629	3,408	3,921	4,561	3,136	4,710	4,956
5,305,843	4,793,330	5,653,390	7,910,042	4,991,450	7,372,334	7,994,537
1,462	1,406	1,442	1,734	1,592	1,565	1,613
6	20	20	36		14	6
36,540	50,400	50,400	112,140		50,400	28,980
6,090	2,520	2,520	3,115		3,600	4,830

## (3) 塩干・加工品

品目別・出荷地	計	4月	5月	6月	7月	8月
助子	49,827	3,890	4,880	3,486	3,969	4,284
福岡	100,716,803	7,979,224	9,089,967	6,740,728	8,599,721	9,150,773
	2,021	2,051	1,863	1,934	2,167	2,136
数の子	24,461	231	247	246	227	227
合計	55,436,968	513,261	556,301	527,499	516,915	515,025
平均単価	2,266	2,222	2,252	2,144	2,277	2,269
福島	1,713					
	3,610,310					
	2,108					
北海道	2,616	45	90	45	51	45
	7,398,747	99,225	198,450	99,225	129,465	99,225
	2,828	2,205	2,205	2,205	2,539	2,205
青森	7,402	157	127	123	131	126
	17,818,645	343,476	283,511	291,312	312,984	301,392
	2,407	2,188	2,232	2,368	2,389	2,392
宮城	7,715	5	5	39	25	30
	15,056,366	25,200	25,200	61,362	36,666	63,441
	1,952	5,040	5,040	1,573	1,467	2,115
東京	4,939	24	25	39	20	26
	11,457,308	45,360	49,140	75,600	37,800	50,967
	2,320	1,890	1,966	1,938	1,890	1,960
新潟	20					
	29,400					
	1,470					
山口	56					
	66,192					
	1,182					
丸干いわし	47,800	2,224	1,737	1,817	1,515	1,446
合計	26,881,231	1,353,875	1,146,951	1,071,653	908,357	876,149
平均単価	562	609	660	590	600	606
福島	609	16	49	39	14	12
	660,895	15,960	100,191	36,397	16,884	14,553
	1,085	998	2,045	933	1,206	1,213
宮城	18	2	2	1	1	2
	99,001	8,487	8,487	9,427	7,543	9,428
	5,500	4,244	4,244	9,427	7,543	4,714
茨城	4,456	8		163	8	8
	2,027,821	5,880		90,132	4,872	4,872
	455	735		553	609	609
千葉	42,193	2,198	1,686	1,614	1,492	1,424
	23,531,065	1,323,548	1,038,273	935,697	879,058	847,296
	558	602	616	580	589	595
東京	222					
	285,448					
	1,286					
神奈川	18					
	19,793					
	1,100					
山口	284					
	257,208					
	906					
開干あじ	81,898	6,303	6,679	8,112	9,155	7,825
合計	80,544,904	6,190,346	8,713,138	7,751,536	7,665,485	7,372,170
平均単価	983	982	1,305	956	837	942
福島	6,642	650	529	646	593	715
	8,524,227	681,044	2,020,224	709,699	715,503	743,090
	1,283	1,048	3,819	1,099	1,207	1,039
茨城	6,124	497	453	528	438	326
	10,849,738	946,387	859,042	899,596	853,441	717,778
	1,772	1,904	1,896	1,704	1,948	2,202
千葉	1,045	84	99	78	55	193
	1,060,669	102,372	122,311	85,992	103,842	156,866
	1,015	1,219	1,235	1,102	1,888	813
東京	1,934	238	281	334	276	227
	1,276,203	161,406	183,569	205,363	189,336	124,362
	660	678	653	615	686	548

上段：数量=kg  
 单位 中断：金額=円  
 下段：単価=円

9月	10月	11月	12月	1月	2月	3月
4,725 8,902,637 1,884	3,912 7,819,843 1,999	4,796 9,224,742 1,923	6,738 14,807,540 2,198	2,539 4,873,731 1,920	2,499 4,847,641 1,940	4,109 8,680,256 2,112
246 611,373 2,485	449 956,284 2,130	2,521 6,416,378 2,545	19,347 43,794,995 2,264	230 516,306 2,245	312 175,140 561	178 337,491 1,896
		270 617,652 2,288	1,443 2,992,658 2,074			
91 198,450 2,181	153 357,489 2,337	669 1,971,270 2,947	1,357 3,984,099 2,936	19 62,790 3,305	36 83,160 2,310	15 115,899 7,727
115 278,208 2,419	125 301,392 2,411	227 543,480 2,394	6,222 15,046,970 2,418	43 104,328 2,426	5 11,592 2,318	1 0 0
5 26,775 5,355	71 109,998 1,549	699 1,726,238 2,470	6,658 12,741,498 1,914	38 61,488 1,618	8 13,608 1,701	132 164,892 1,249
35 107,940 3,084	100 187,405 1,874	646 1,543,038 2,389	3,617 8,965,678 2,479	114 270,900 2,376	263 66,780 254	30 56,700 1,890
		10 14,700 1,470	10 14,700 1,470			
			40 49,392 1,235	16 16,800 1,050		
1,519 898,672 592	1,732 1,066,412 616	1,795 1,081,913 603	2,269 1,341,775 591	14,922 8,179,876 548	13,286 7,020,642 528	3,538 1,934,956 547
8 9,639 1,205	20 20,916 1,046	22 23,436 1,065	80 74,907 936	204 197,379 968	82 86,058 1,049	63 64,575 1,025
2 7,544 3,772	2 8,486 4,243	1 7,543 7,543	1 5,658 5,658	1 9,428 9,428	2 11,313 5,657	1 5,657 5,657
8 4,872 609				2,248 976,141 434	1,856 875,616 472	157 65,436 417
1,470 851,102 579	1,708 1,032,810 605	1,772 1,050,934 593	2,143 1,201,801 561	12,187 6,706,288 550	11,219 5,923,067 528	3,280 1,741,191 531
31 25,515 823			45 59,409 1,320	94 120,498 1,282	39 44,746 1,147	13 35,280 2,714
	2 4,200 2,100					16 15,593 975
				188 170,142 905	88 79,842 907	8 7,224 903
5,854 5,562,692 950	5,807 5,725,295 986	6,064 5,935,851 979	5,820 5,807,511 998	5,394 5,340,756 990	6,560 6,508,550 992	8,325 7,971,574 958
365 365,328 1,001	439 471,935 1,075	593 545,863 921	599 632,218 1,055	426 458,970 1,077	553 616,741 1,115	534 563,612 1,055
325 628,463 1,934	470 860,700 1,831	530 899,537 1,697	420 735,455 1,751	518 919,364 1,775	806 1,253,012 1,555	813 1,276,963 1,571
36 47,912 1,331	110 68,450 622	56 74,309 1,327	146 96,999 664	83 71,043 856	56 78,199 1,396	49 52,374 1,069
129 97,751 758	190 112,287 591	126 80,262 637	92 79,783 867	36 23,436 651	5 18,648 3,730	

## (3) 塩干・加工品

品目別・出荷地	計	4月	5月	6月	7月	8月
開干あじ 神奈川	519 197,742 381	236 90,326 383	121 43,155 357	75 24,885 332	24 14,175 591	
静岡	65,618 58,583,116 893	4,598 4,208,811 915	5,196 5,484,837 1,056	6,448 5,811,852 901	7,769 5,789,188 745	6,364 5,630,074 885
山口	16 53,209 3,326			3 14,149 4,716		
開干さんま 合計 平均単価	69,680 51,862,789 744	7,947 5,583,933 703	6,479 4,637,030 716	6,097 4,346,783 713	6,370 4,655,953 731	5,510 4,011,687 728
福島	59,334 41,757,399 704	7,096 4,574,762 645	5,513 3,675,490 667	5,195 3,459,821 666	5,530 3,810,217 689	4,628 3,186,562 689
宮城	224 187,740 838		8 6,720 840	16 13,440 840	8 6,300 788	
茨城	9,526 9,284,311 975	749 891,655 1,190	917 902,740 984	791 764,742 967	805 804,786 1,000	846 781,949 924
千葉	530 600,348 1,133	74 107,226 1,449	41 52,080 1,270	64 89,754 1,402	27 34,650 1,283	36 43,176 1,199
東京	66 32,991 500	28 10,290 368		31 19,026 614		
丸干さんま 合計 平均単価	5,170 4,864,564 941	454 394,790 870	547 495,968 907	301 247,254 821	514 545,636 1,062	491 500,189 1,019
福島	4,984 4,726,825 948	439 379,355 864	537 485,678 904	286 231,819 811	499 530,201 1,063	481 491,075 1,021
岩手	181 133,770 739	15 15,435 1,029	10 10,290 1,029	15 15,435 1,029	15 15,435 1,029	5 5,145 1,029
千葉	5 3,969 794					5 3,969 794
開干ほっけ 合計 平均単価	162,942 181,309,106 1,113	16,018 16,975,176 1,060	13,368 16,755,882 1,253	12,551 14,660,295 1,168	13,089 16,719,468 1,277	12,923 15,143,700 1,172
福島	86,780 87,446,235 1,008	9,820 8,265,277 842	7,292 8,220,152 1,127	6,986 7,496,336 1,073	7,375 8,559,955 1,161	7,373 7,164,348 972
北海道	54 78,750 1,458					
青森	122 82,740 678	64 35,280 551				
宮城	3,826 3,592,426 939	639 581,112 909	132 126,441 958	193 176,841 916	446 400,019 897	439 415,391 946
茨城	36,291 45,161,243 1,244	2,408 3,842,965 1,596	3,004 4,115,664 1,370	1,812 2,832,553 1,563	1,800 2,332,657 1,296	2,134 2,722,017 1,276
千葉	25,651 35,957,251 1,402	2,931 3,789,453 1,293	2,745 3,729,663 1,359	3,375 3,794,205 1,124	3,234 4,920,663 1,522	2,821 4,407,958 1,563
東京	116 87,872 758		12 5,040 420			
新潟	423 1,628,161 3,849	106 380,449 3,589	103 429,898 4,174		134 344,894 2,574	50 309,750 6,195

上段：数量=kg  
 单位 中断：金額=円  
 下段：単価=円

9月	10月	11月	12月	1月	2月	3月
36		12				15
14,176		4,725				6,300
394		394				420
4,963	4,592	4,747	4,560	4,331	5,140	6,910
4,409,062	4,186,513	4,331,155	4,252,976	3,867,943	4,541,950	6,068,755
888	912	912	933	893	884	878
	6		3			4
	25,410		10,080			3,570
	4,235		3,360			893
5,295	4,605	4,688	5,386	5,344	5,811	6,148
3,701,650	3,105,826	3,330,963	3,877,432	4,325,662	5,066,361	5,219,509
699	674	711	720	809	872	849
4,491	3,876	3,996	4,519	4,543	5,040	4,907
2,976,244	2,469,528	2,701,701	3,130,320	3,507,002	4,178,895	4,086,857
663	637	676	693	772	829	833
					16	176
					13,440	147,840
					840	840
765	699	653	794	766	716	1,025
679,500	603,328	588,648	694,024	789,554	842,337	941,048
888	863	901	874	1,031	1,176	918
39	30	39	73	35	32	40
45,906	32,970	40,614	53,088	29,106	28,014	43,764
1,177	1,099	1,041	727	832	875	1,094
					7	
					3,675	
					525	
281	402	406	721	296	361	396
265,903	338,804	387,576	838,687	256,610	237,962	355,185
946	843	955	1,163	867	659	897
271	397	401	701	286	300	386
255,613	333,659	382,431	818,107	246,320	227,672	344,895
943	840	954	1,167	861	759	894
10	5	5	20	10	61	10
10,290	5,145	5,145	20,580	10,290	10,290	10,290
1,029	1,029	1,029	1,029	1,029	169	1,029
9,546	11,607	15,321	13,437	14,014	14,506	16,562
10,430,800	12,335,963	15,206,625	14,640,385	15,004,675	15,499,709	17,936,428
1,093	1,063	993	1,090	1,071	1,069	1,083
5,892	6,025	7,556	6,498	6,878	7,049	8,036
5,536,379	5,707,183	6,962,634	6,466,999	7,408,002	7,197,599	8,461,371
940	947	921	995	1,077	1,021	1,053
		3	51			
		8,610	70,140			
		2,870	1,375			
32		12			14	
31,080		8,820			7,560	
971		735			540	
309	408	356	489	178	91	146
280,256	386,946	334,278	476,406	177,790	90,344	146,602
907	948	939	974	999	993	1,004
2,213	3,597	4,447	3,504	3,154	3,970	4,248
2,585,427	3,776,327	4,492,817	4,166,374	4,176,498	4,646,038	5,471,906
1,168	1,050	1,010	1,189	1,324	1,170	1,288
1,038	999	1,324	1,939	1,415	1,726	2,104
1,857,378	1,883,824	2,072,797	2,604,716	1,974,400	2,259,971	2,662,223
1,789	1,886	1,566	1,343	1,395	1,309	1,265
	32	53	19			
	22,554	41,328	18,950			
	705	780	997			
12	18					
62,160	101,010					
5,180	5,612					

## (3) 塩干・加工品

品目別・出荷地	計	4月	5月	6月	7月	8月
開干ほっけ	1,195	50	80	115	100	70
富山	1,961,064	80,640	129,024	201,600	161,280	112,896
	1,641	1,613	1,613	1,753	1,613	1,613
静岡	8,336					36
	4,954,973					11,340
	594					315
愛知	148			70		
	358,391			158,760		
	2,422			2,268		
開干きちじ	10,407	1,422	550	501	1,104	1,268
合計	21,534,808	2,470,705	1,363,292	1,327,280	2,425,626	2,360,569
平均単価	2,069	1,737	2,479	2,649	2,197	1,862
福島	9,070	1,422	550	441	1,059	788
	20,225,419	2,470,705	1,363,292	1,122,530	2,386,879	1,926,050
	2,230	1,737	2,479	2,545	2,254	2,444
北海道	5					
	19,950					
	3,990					
青森	60			60		
	204,750			204,750		
	3,413			3,413		
宮城	1,272				45	480
	1,084,689				38,747	434,519
	853				861	905
開干さば	26,731	3,602	2,066	1,823	2,165	1,995
合計	19,530,971	2,626,153	1,914,999	1,354,688	1,488,644	1,514,141
平均単価	731	729	927	743	688	759
福島	4,198	627	304	316	270	316
	5,876,066	541,989	445,331	445,803	358,744	422,359
	1,400	864	1,465	1,411	1,329	1,337
茨城	16,742	2,331	1,189	1,077	1,293	1,236
	7,790,491	1,221,888	681,555	535,458	658,466	605,750
	465	524	573	497	509	490
千葉	2,549	231	193	207	182	222
	2,426,140	255,999	195,906	162,524	210,623	222,910
	952	1,108	1,015	785	1,157	1,004
東京	625	64	60	30	243	16
	244,726	25,116	43,838	19,635	90,143	5,998
	392	392	731	655	371	375
新潟	191	74	65			18
	801,279	302,953	270,161			89,040
	4,195	4,094	4,156			4,947
静岡	2,360	275	255	193	177	187
	2,251,936	278,208	278,208	191,268	170,668	168,084
	954	1,012	1,091	991	964	899
愛知	66					
	140,333					
	2,126					
身欠にしん	21,439	3,558	2,830	1,725	1,416	1,053
合計	14,646,179	2,312,772	2,012,683	1,203,090	960,498	732,144
平均単価	683	650	711	697	678	695
北海道	21,396	3,558	2,822	1,725	1,405	1,033
	14,566,064	2,312,772	1,999,243	1,203,090	938,553	704,424
	681	650	708	697	668	682
東京	33		8		11	10
	74,340		13,440		21,945	21,945
	2,253		1,680		1,995	2,195
山口	10					10
	5,775					5,775
	578					578
煮干	80,871	8,723	8,293	7,710	7,492	6,245
合計	151,909,626	15,416,245	14,369,914	13,809,922	13,730,171	12,357,697
平均単価	1,878	1,767	1,733	1,791	1,833	1,979
福島	1,381	156	8	451	90	67
	13,104,547	701,034	17,077	1,893,329	1,485,717	1,295,288
	9,489	4,494	2,135	4,198	16,508	19,333

上段：数量=kg  
 单位 中断：金額=円  
 下段：単価=円

9月	10月	11月	12月	1月	2月	3月
50	150	205	100	100	75	100
78,120	241,920	330,624	161,280	168,840	123,480	171,360
1,562	1,613	1,613	1,613	1,688	1,646	1,714
	378	1,365	789	2,289	1,551	1,928
	216,199	954,717	552,670	1,099,145	1,097,936	1,022,966
	572	699	700	480	708	531
			48		30	
			122,850		76,781	
			2,559		2,559	
573	585	685	2,228	434	540	517
1,036,261	1,197,903	1,431,464	4,576,222	1,072,489	1,050,564	1,222,433
1,808	2,048	2,090	2,054	2,471	1,945	2,364
376	401	644	2,039	386	483	481
884,692	1,039,036	1,379,383	4,417,932	1,028,389	1,016,229	1,190,302
2,353	2,591	2,142	2,167	2,664	2,104	2,475
		5				
		19,950				
		3,990				
197	184	36	189	48	57	36
151,569	158,867	32,131	158,290	44,100	34,335	32,131
769	863	893	838	919	602	893
2,077	2,067	2,271	1,898	2,213	2,095	2,459
1,229,359	1,363,572	1,648,122	1,444,229	1,652,611	1,464,301	1,830,152
592	660	726	761	747	699	744
197	247	388	413	403	297	420
266,168	384,358	658,842	547,683	675,448	471,363	657,978
1,351	1,556	1,698	1,326	1,676	1,587	1,567
1,479	1,444	1,456	932	1,410	1,378	1,517
574,350	595,833	569,835	401,940	619,238	595,508	730,670
388	413	391	431	439	432	482
172	167	188	309	176	172	330
154,334	151,730	250,491	255,898	160,861	148,832	256,032
897	909	1,332	828	914	865	776
30	33	86	63			
5,670	14,175	24,054	16,097			
189	430	280	256			
20	14					
72,345	66,780					
3,617	4,770					
179	162	153	139	224	224	192
156,492	150,696	144,900	133,308	197,064	197,568	185,472
874	930	947	959	880	882	966
			42		24	
			89,303		51,030	
			2,126		2,126	
811	1,439	1,501	3,825	886	935	1,460
553,812	988,744	1,040,865	2,624,433	590,037	627,879	999,222
683	687	693	686	666	672	684
811	1,439	1,501	3,823	886	933	1,460
553,812	988,744	1,040,865	2,615,928	590,037	619,374	999,222
683	687	693	684	666	664	684
			2		2	
			8,505		8,505	
			4,253		4,253	
6,331	6,723	6,483	6,078	4,983	4,978	6,832
11,619,910	12,888,714	12,822,129	11,146,890	10,156,268	9,523,795	14,067,971
1,835	1,917	1,978	1,834	2,038	1,913	2,059
24	56	142	21	146	38	182
891,801	1,056,801	1,362,450	388,977	1,453,814	944,493	1,613,766
37,158	18,871	9,595	18,523	9,958	24,855	8,867

## (3) 塩干・加工品

品目別・出荷地	計	4月	5月	6月	7月	8月
煮干	79	4	74		1	
青森	87,308	6,300	79,223		1,785	
	1,105	1,575	1,071		1,785	
宮城	1,931	146	136	191	181	149
	8,199,936	665,316	585,647	675,408	656,373	674,748
	4,246	4,557	4,306	3,536	3,626	4,529
茨城	9,215	362	476	252	125	151
	19,544,114	627,974	692,958	728,784	293,643	310,517
	2,121	1,735	1,456	2,892	2,349	2,056
千葉	11,928	1,770	1,767	1,554	1,287	1,227
	31,537,373	4,278,194	4,459,288	4,259,474	3,342,886	3,420,440
	2,644	2,417	2,524	2,741	2,597	2,788
東京	46,955	5,149	4,756	4,112	4,316	3,890
	61,273,998	7,023,085	6,618,852	4,404,124	5,631,745	5,212,739
	1,305	1,364	1,392	1,071	1,305	1,340
神奈川	38					
	27,003					
	711					
新潟	132	12	12	6	18	6
	304,353	27,090	27,153	13,545	44,100	13,545
	2,306	2,258	2,263	2,258	2,450	2,258
石川	80					20
	139,860					31,500
	1,748					1,575
静岡	2,636	398	314	190	192	204
	8,333,850	1,232,091	1,002,981	585,627	666,288	712,173
	3,162	3,096	3,194	3,082	3,470	3,491
愛知	124					
	295,471					
	2,383					
三重	1,008	5	70	355	483	55
	1,534,890	7,350	108,675	525,525	718,935	101,850
	1,523	1,470	1,553	1,480	1,488	1,852
大阪	10					
	13,650					
	1,365					
兵庫	187	12	8	58	8	8
	390,044	28,728	19,152	110,166	36,666	19,320
	2,086	2,394	2,394	1,899	4,583	2,415
島根	81	9	4	1	15	8
	130,725	15,750	10,500	2,625	17,850	10,500
	1,614	1,750	2,625	2,625	1,190	1,313
広島	114	15	47	5	8	3
	274,472	32,235	84,369	7,350	23,573	9,450
	2,408	2,149	1,795	1,470	2,947	3,150
愛媛	1,600	290	308	202	391	206
	1,761,685	194,019	206,297	134,253	258,482	136,269
	1,101	669	670	665	661	662
福岡	3,372	395	313	333	377	251
	4,956,347	577,079	457,742	469,712	552,128	409,358
	1,470	1,461	1,462	1,411	1,465	1,631
みりん干	31,325	2,997	2,673	2,982	2,556	2,612
合計	39,309,186	3,623,231	3,139,304	3,379,760	3,145,836	3,312,166
平均単価	1,255	1,209	1,174	1,133	1,231	1,268
福島	31,166	2,995	2,673	2,942	2,556	2,612
	39,092,610	3,618,211	3,137,418	3,314,072	3,143,950	3,311,223
	1,254	1,208	1,174	1,126	1,230	1,268
宮城	58	0	0		0	0
	59,134	1,886	1,886		1,886	943
	1,020	0	0		0	0
茨城	50					
	77,280					
	1,546					
東京	9					
	11,340					
	1,260					



上段：数量=kg  
 单位 中断：金額=円  
 下段：単価=円

9月	10月	11月	12月	1月	2月	3月
130	111	162	153	120	257	195
616,471	507,720	684,518	576,256	672,660	1,119,235	765,584
4,742	4,574	4,225	3,766	5,606	4,355	3,926
791	1,129	988	1,047	965	1,034	1,895
1,461,275	2,752,974	2,207,174	2,245,488	2,259,684	2,041,578	3,922,065
1,847	2,438	2,234	2,145	2,342	1,974	2,070
891	712	823	667	461	258	511
2,374,272	1,922,692	2,390,206	1,852,867	1,285,589	698,901	1,252,564
2,665	2,700	2,904	2,778	2,789	2,709	2,451
3,883	4,037	3,705	3,585	2,878	3,040	3,604
5,126,483	5,099,457	4,701,309	4,743,283	3,543,641	3,852,649	5,316,631
1,320	1,263	1,269	1,323	1,231	1,267	1,475
		10	8	12	2	6
		7,088	5,672	8,571	1,418	4,254
		709	709	714	709	709
6	6	18	12	6	18	12
13,230	13,230	40,635	27,090	13,545	44,100	27,090
2,205	2,205	2,258	2,258	2,258	2,450	2,258
			60			
			108,360			
			1,806			
170	274	272	175	132	126	189
491,904	828,576	796,929	545,517	409,437	396,375	665,952
2,894	3,024	2,930	3,117	3,102	3,146	3,524
		5	50	10	25	34
		11,760	117,600	23,520	58,800	83,791
		2,352	2,352	2,352	2,352	2,464
10	25				5	
18,900	36,750				16,905	
1,890	1,470				3,381	
		10				
		13,650				
		1,365				
16	10	9	14	8	31	5
19,488	24,360	20,706	32,781	19,488	48,227	10,962
1,218	2,436	2,301	2,342	2,436	1,556	2,192
12	4	4	12	4		8
15,750	10,500	10,500	21,000	5,250		10,500
1,313	2,625	2,625	1,750	1,313		1,313
5	9	3	3	3	3	10
14,175	26,460	9,450	9,450	9,450	9,450	39,060
2,835	2,940	3,150	3,150	3,150	3,150	3,906
94	19	17	22	14	19	18
122,955	125,685	112,455	132,993	95,256	124,268	118,753
1,308	6,615	6,615	6,045	6,804	6,540	6,597
299	331	315	249	224	122	163
453,206	483,509	453,299	339,556	356,363	167,396	236,999
1,516	1,461	1,439	1,364	1,591	1,372	1,454
2,310	2,593	2,678	2,903	2,241	2,310	2,470
2,741,253	3,111,851	3,339,026	3,786,473	2,987,565	3,238,818	3,503,903
1,187	1,200	1,247	1,304	1,333	1,402	1,419
2,310	2,593	2,668	2,903	2,221	2,286	2,407
2,740,310	3,110,908	3,321,283	3,785,530	2,969,295	3,217,179	3,423,231
1,186	1,200	1,245	1,304	1,337	1,407	1,422
0	0	0	0	20	15	23
943	943	943	943	18,270	10,299	20,192
0	0	0	0	914	687	878
		10				40
		16,800				60,480
		1,680				1,512
					9	
					11,340	
					1,260	

## (3) 塩干・加工品

品目別・出荷地	計	4月	5月	6月	7月	8月
みりん干	40			40		
兵庫	65,688			65,688		
	1,642			1,642		
島根	2	2				
	3,134	3,134				
	1,567	1,567				
するめ	57,850	5,527	3,697	3,075	3,720	2,889
合計	83,376,872	5,495,762	4,182,449	3,735,388	4,572,659	3,452,048
平均単価	1,441	994	1,131	1,215	1,229	1,195
福島	22,200	2,622	1,846	1,026	1,440	909
	25,540,704	1,936,087	1,948,790	1,431,928	2,004,955	1,244,367
	1,150	738	1,056	1,396	1,392	1,369
北海道	10,250	604	202	108	26	200
	20,713,737	1,128,654	396,270	207,480	47,880	399,000
	2,021	1,869	1,962	1,921	1,842	1,995
青森	8,275	1,000	515	968	1,213	1,050
	6,628,554	792,226	404,410	647,168	742,562	737,786
	801	792	785	669	612	703
岩手	3,850	315	524	293	242	306
	3,227,756	254,154	418,006	232,628	192,465	242,865
	838	807	798	794	795	794
宮城	2,270	487	333	336	248	172
	3,783,950	595,408	421,471	441,494	417,092	277,935
	1,667	1,223	1,266	1,314	1,682	1,616
茨城	98					
	192,418					
	1,963					
千葉	7,153	294	234	304	506	177
	14,391,693	547,103	433,377	588,315	1,011,780	337,470
	2,012	1,861	1,852	1,935	2,000	1,907
東京	2,884	170	8		20	50
	5,225,474	86,730	4,200		37,800	94,500
	1,812	510	525		1,890	1,890
大阪	370					
	1,710,661					
	4,623					
兵庫	50	35	15			
	221,550	155,400	66,150			
	4,431	4,440	4,410			
広島	310		20	40	25	25
	1,561,875		89,775	186,375	118,125	118,125
	5,038		4,489	4,659	4,725	4,725
福岡	140					
	178,500					
	1,275					
その他干物	179,904	15,613	13,106	10,881	13,488	12,919
合計	171,837,673	14,304,011	12,477,163	10,642,203	13,719,380	12,966,679
平均単価	955	916	952	978	1,017	1,004
福島	68,714	4,689	5,278	4,577	4,999	5,688
	64,904,925	4,291,011	4,674,104	4,147,933	5,512,673	5,437,118
	945	915	886	906	1,103	956
北海道	2,123	296	316	106	145	232
	1,399,875	143,949	132,307	54,918	145,859	61,502
	659	486	419	518	1,006	265
青森	7,834	766	195	360	520	270
	6,493,264	407,610	110,250	201,968	223,230	177,282
	829	532	565	561	429	657
岩手	7					
	7,560					
	1,080					
宮城	707	18	148	30	22	39
	2,267,608	183,654	238,093	144,409	153,688	164,781
	3,207	10,203	1,609	4,814	6,986	4,225
茨城	27,636	3,797	2,602	1,539	1,452	1,404
	33,126,683	3,558,966	2,693,557	1,904,504	1,872,720	1,800,179
	1,199	937	1,035	1,237	1,290	1,282

上段：数量=kg  
 单位 中断：金額=円  
 下段：単価=円

9月	10月	11月	12月	1月	2月	3月
4,799	7,932	7,540	10,833	1,757	2,521	3,560
5,882,683	10,269,428	12,486,238	22,811,142	2,832,251	3,537,061	4,119,763
1,226	1,295	1,656	2,106	1,612	1,403	1,157
2,301	3,093	2,485	2,269	743	1,080	2,386
1,816,481	2,272,311	2,865,822	5,565,806	1,089,649	1,395,629	1,968,879
789	735	1,153	2,453	1,467	1,292	825
48	1,510	2,088	5,098	210	68	88
99,708	2,991,450	4,210,920	10,488,870	427,350	136,815	179,340
2,077	1,981	2,017	2,057	2,035	2,012	2,038
540	974	335	570	245	495	370
437,537	967,367	323,244	573,407	248,578	399,631	354,638
810	993	965	1,006	1,015	807	958
322	566	524	330	92	251	85
257,355	474,390	446,040	287,280	91,035	245,858	85,680
799	838	851	871	990	980	1,008
147	138	111	133	51	62	52
415,602	269,955	208,887	330,197	121,023	150,423	134,463
2,827	1,956	1,882	2,483	2,373	2,426	2,586
		27	47	1	5	18
		68,646	87,152	0	9,057	27,563
		2,542	1,854	0	1,811	1,531
752	746	1,243	1,695	347	452	403
1,469,685	1,578,045	2,499,034	3,473,454	702,870	922,845	827,715
1,954	2,115	2,010	2,049	2,026	2,042	2,054
577	877	580	470	36	66	30
1,096,620	1,631,280	1,193,325	955,500	21,546	58,298	45,675
1,901	1,860	2,057	2,033	599	883	1,523
	0	12	176	22	40	120
	0	65,520	827,401	121,275	214,935	481,530
	0	5,460	4,701	5,513	5,373	4,013
40	10	110	40			
205,800	52,500	578,025	213,150			
5,145	5,250	5,255	5,329			
72	18	25	5	10	2	8
83,895	32,130	26,775	8,925	8,925	3,570	14,280
1,165	1,785	1,071	1,785	893	1,785	1,785
11,684	12,759	13,327	17,310	18,347	20,447	20,023
10,724,672	13,579,586	12,907,427	20,259,005	15,652,974	16,886,010	17,718,563
918	1,064	969	1,170	853	826	885
4,401	4,906	5,167	6,235	6,415	8,373	7,986
4,082,153	6,292,018	4,747,479	7,227,233	5,606,963	6,206,209	6,680,031
928	1,283	919	1,159	874	741	836
150	179	358	211	4	36	90
55,130	86,157	262,599	320,324	10,500	76,230	50,400
368	481	734	1,518	2,625	2,118	560
157	227	336	1,671	740	1,784	808
110,040	146,412	344,190	1,814,862	806,736	1,663,536	487,148
701	645	1,024	1,086	1,090	932	603
						7
						7,560
						1,080
12	40	33	152	22	102	89
129,217	145,476	175,668	407,672	129,995	208,380	186,575
10,768	3,637	5,323	2,682	5,909	2,043	2,096
1,483	1,527	1,915	2,211	3,075	3,256	3,375
1,921,820	1,973,540	2,637,577	3,399,717	3,736,313	3,586,685	4,041,105
1,296	1,292	1,377	1,538	1,215	1,102	1,197

## (3) 塩干・加工品

品目別・出荷地	計	4月	5月	6月	7月	8月
その他干物	3,194	1,332	120	65	619	89
千葉	3,143,409	838,824	118,944	76,293	552,426	157,794
	984	630	991	1,174	892	1,773
東京	4,772	356	653	372	564	389
	6,014,800	477,092	794,020	450,008	892,594	648,613
	1,260	1,340	1,216	1,210	1,583	1,667
神奈川	90	90				
	45,780	45,780				
	509	509				
新潟	276	103	21		13	84
	1,263,024	415,172	91,824		42,395	465,833
	4,576	4,031	4,373		3,261	5,546
福井	150	21	16	14	15	15
	195,557	29,771	17,012	17,012	21,265	21,265
	1,304	1,418	1,063	1,215	1,418	1,418
静岡	1,093	59	117	97	133	82
	3,187,486	134,820	308,910	258,090	405,720	217,770
	2,916	2,285	2,640	2,661	3,051	2,656
愛知	144					
	384,852					
	2,673					
兵庫	17,414	1,419	1,236	1,210	1,301	1,176
	23,555,155	2,038,499	1,779,359	1,811,509	1,886,805	1,812,465
	1,353	1,437	1,440	1,497	1,450	1,541
鳥取	1,345	30	107	120	24	74
	1,832,082	47,250	145,740	91,951	22,775	108,213
	1,362	1,575	1,362	766	949	1,462
山口	43,796	2,553	2,249	2,325	3,610	3,361
	22,841,419	1,497,993	1,292,403	1,329,678	1,868,370	1,859,004
	522	587	575	572	518	553
愛媛	420	63	28	66	30	16
	986,286	171,570	66,990	153,930	78,120	34,860
	2,348	2,723	2,393	2,332	2,604	2,179
福岡	149	21			21	
	155,568	22,050			22,050	
	1,044	1,050			1,050	
宮崎	40		20		20	
	32,340		13,650		18,690	
	809		683		935	
焼物	43,436	4,710	3,185	3,018	4,831	3,495
合計	51,210,383	5,177,359	3,550,211	3,279,149	5,495,682	4,285,327
平均単価	1,179	1,099	1,115	1,087	1,138	1,226
福島	4,864	1,000	472	736	778	260
	4,227,104	394,989	193,347	247,842	431,025	156,004
	869	395	410	337	554	600
北海道	12					
	33,600					
	2,800					
青森	1,348	437	162		300	122
	891,198	378,798	112,014		157,500	68,796
	661	867	691		525	564
岩手	42	20	4	1	2	8
	357,000	168,420	34,650	8,400	17,640	70,560
	8,500	8,421	8,663	8,400	8,820	8,820
宮城	30,688	2,840	2,172	1,918	3,263	2,686
	34,894,049	3,433,057	2,503,445	2,322,094	3,932,841	3,263,724
	1,137	1,209	1,153	1,211	1,205	1,215
茨城	313				2	6
	449,286				8,463	10,017
	1,435				4,232	1,670
埼玉	96				36	27
	80,955				30,240	22,995
	843				840	852
千葉	1,630	154	159	135	131	115
	2,068,143	194,040	200,445	170,100	165,060	149,940
	1,269	1,260	1,261	1,260	1,260	1,304

上段：数量=kg  
 单位 中断：金額=円  
 下段：単価=円

9月	10月	11月	12月	1月	2月	3月
143	119	89	77	66	99	376
162,961	165,207	155,148	112,749	184,613	128,772	489,678
1,140	1,388	1,743	1,464	2,797	1,301	1,302
168	508	219	482	750	112	199
304,496	456,278	202,755	639,603	831,957	106,502	210,882
1,812	898	926	1,327	1,109	951	1,060
17	15		23			
85,680	72,345		89,775			
5,040	4,823		3,903			
20	10	9	6	12	12	
21,264	12,759	12,680	8,506	17,012	17,011	
1,063	1,276	1,409	1,418	1,418	1,418	
89	77	108	134	69	56	72
267,960	188,160	354,953	460,845	147,473	172,200	270,585
3,011	2,444	3,287	3,439	2,137	3,075	3,758
			94		50	
			250,898		133,954	
			2,669		2,679	
1,207	1,041	1,630	2,369	1,555	1,665	1,605
1,675,471	1,664,001	1,927,482	3,220,338	1,704,640	1,844,307	2,190,279
1,388	1,598	1,183	1,359	1,096	1,108	1,365
31	157	95	69	152	228	258
49,770	203,239	152,082	120,383	223,020	318,077	349,582
1,605	1,295	1,601	1,745	1,467	1,395	1,355
3,768	3,897	3,315	3,486	5,449	4,650	5,133
1,791,300	2,055,554	1,812,594	2,053,380	2,206,796	2,380,719	2,693,628
475	527	547	589	405	512	525
17	56	53	28	24	14	25
45,360	118,440	122,220	67,830	32,256	33,600	61,110
2,668	2,115	2,306	2,423	1,344	2,400	2,444
21			62	14	10	
22,050			64,890	14,700	9,828	
1,050			1,047	1,050	983	
3,618	3,299	3,282	2,299	3,595	3,328	4,776
4,190,785	4,128,627	3,474,427	2,863,500	4,466,731	4,213,913	6,084,672
1,158	1,251	1,059	1,246	1,242	1,266	1,274
464	171	115	183	49	88	548
350,459	504,358	234,549	298,788	96,995	171,183	1,147,565
755	2,949	2,040	1,633	1,979	1,945	2,094
6	6					
16,905	16,695					
2,818	2,783					
70	20	12		100	50	75
36,750	10,500	3,780		52,500	26,250	44,310
525	525	315		525	525	591
7						
57,330						
8,190						
2,712	2,713	2,091	1,691	2,752	2,464	3,386
3,060,890	2,896,430	2,237,180	1,834,248	3,101,315	2,753,939	3,554,886
1,129	1,068	1,070	1,085	1,127	1,118	1,050
	4	6	12	64	155	64
	7,308	12,695	21,924	99,750	223,650	65,479
	1,827	2,116	1,827	1,559	1,443	1,023
6	27					
5,040	22,680					
840	840					
148	156	130	105	126	130	141
187,320	208,950	162,120	132,090	158,340	163,548	176,190
1,266	1,339	1,247	1,258	1,257	1,258	1,250

## (3) 塩干・加工品

品目別・出荷地	計	4月	5月	6月	7月	8月
焼物	45					45
東京	15,750					15,750
	350					350
島根	284	48	43	20	67	45
	685,251	118,125	103,635	48,510	157,878	106,974
	2,413	2,461	2,410	2,426	2,356	2,377
愛媛	44				4	4
	115,500				10,500	10,500
	2,625				2,625	2,625
大分	4,070	211	173	208	248	177
	7,392,547	489,930	402,675	482,203	584,535	410,067
	1,816	2,322	2,328	2,318	2,357	2,317
揚物	449,135	37,243	49,767	39,525	29,461	30,133
合計	338,288,971	27,436,774	26,229,315	24,540,046	22,607,395	21,867,966
平均単価	753	737	527	621	767	726
福島	25,708	2,458	2,250	2,132	1,806	1,883
	38,654,199	3,248,585	2,848,064	2,986,910	2,751,714	3,061,525
	1,504	1,322	1,266	1,401	1,524	1,626
北海道	58		4	1	7	2
	97,945		11,970	1,764	14,785	2,898
	1,689		2,993	1,764	2,112	1,449
青森	16					1
	28,980					0
	1,811					0
宮城	203,059	15,633	29,422	19,673	12,468	12,806
	105,565,119	8,097,907	8,794,154	7,553,720	6,614,968	6,355,692
	520	518	299	384	531	496
秋田	6,035	573	577	519	474	429
	2,330,303	219,150	223,325	201,039	184,887	169,275
	386	382	387	387	390	395
山形	1,402	130	112	193	123	134
	1,619,143	142,296	129,948	204,145	159,264	169,722
	1,155	1,095	1,160	1,058	1,295	1,267
茨城	68,752	6,425	5,477	4,715	4,433	4,462
	90,219,730	8,176,414	6,706,559	6,098,865	5,648,912	5,694,692
	1,312	1,273	1,224	1,294	1,274	1,276
栃木	8,633	708	743	737	676	708
	2,894,807	219,449	244,862	249,461	223,994	254,646
	335	310	330	338	331	360
群馬	154	9	10	11	18	19
	425,376	29,568	22,470	22,260	40,446	8,988
	2,762	3,285	2,247	2,024	2,247	473
埼玉	10					10
	9,450					9,450
	945					945
千葉	8,620	828	864	721	729	777
	5,906,938	583,314	582,562	476,835	492,677	531,802
	685	704	674	661	676	684
東京	3,005	101	62	26	29	186
	2,028,677	134,747	100,664	48,399	53,760	121,284
	675	1,334	1,624	1,862	1,854	652
神奈川	1,128				6	7
	1,092,842				6,162	7,189
	969				1,027	1,027
新潟	77,277	4,835	5,138	5,346	4,991	4,999
	58,464,389	3,725,672	3,759,761	3,909,974	3,686,379	3,579,447
	757	771	732	731	739	716
福井	166					86
	84,420					54,180
	509					630
静岡	1,420	60	113	22	318	
	2,713,993	113,400	328,556	69,300	746,330	
	1,911	1,890	2,908	3,150	2,347	
愛知	40,789	4,948	4,670	5,132	3,183	3,426
	22,884,410	2,177,739	2,101,456	2,265,140	1,703,548	1,529,660
	561	440	450	441	535	446

上段：数量=kg  
 单位 中断：金額=円  
 下段：単価=円

9月	10月	11月	12月	1月	2月	3月
11	11	8	2	2	4	23
26,397	27,153	19,782	4,662	4,851	9,513	57,771
2,400	2,468	2,473	2,331	2,426	2,378	2,512
8	8	8	4		4	4
21,000	21,000	21,000	10,500		10,500	10,500
2,625	2,625	2,625	2,625		2,625	2,625
186	183	912	302	502	433	535
428,694	413,553	783,321	561,288	952,980	855,330	1,027,971
2,305	2,260	859	1,859	1,898	1,975	1,921
29,549	39,813	41,931	43,880	36,598	36,433	34,802
25,088,776	32,623,471	34,763,715	35,663,605	29,474,464	28,883,925	29,109,519
849	819	829	813	805	793	836
1,941	2,354	2,483	2,698	1,814	1,642	2,247
3,228,520	3,453,638	3,535,730	5,025,494	2,874,438	2,355,876	3,283,705
1,663	1,467	1,424	1,863	1,585	1,435	1,461
	5	14	19	1		5
	0	24,570	39,060	2,898		0
	0	1,755	2,056	2,898		0
						15
						28,980
						1,932
11,645	17,339	18,952	19,073	16,866	15,036	14,146
7,307,088	10,721,192	11,729,178	11,223,180	9,915,268	8,664,432	8,588,340
627	618	619	588	588	576	607
443	542	512	501	462	491	512
173,062	209,582	196,626	194,763	175,856	186,367	196,371
391	387	384	389	381	380	384
98	86	106	97	94	85	144
127,764	101,388	119,742	102,732	107,604	100,548	153,990
1,304	1,179	1,130	1,059	1,145	1,183	1,069
5,095	6,608	6,727	6,444	5,408	6,149	6,809
6,842,314	8,686,104	9,087,514	8,109,743	7,402,940	8,585,823	9,179,850
1,343	1,314	1,351	1,258	1,369	1,396	1,348
604	628	896	832	568	755	778
196,413	207,324	280,119	281,729	169,134	263,340	304,336
325	330	313	339	298	349	391
10	6	16	23	20	4	8
22,470	13,482	35,952	157,836	44,940	8,988	17,976
2,247	2,247	2,247	6,862	2,247	2,247	2,247
600	673	613	472	744	497	1,102
387,064	411,879	372,689	302,648	870,750	317,433	577,285
645	612	608	641	1,170	639	524
579	218	189	96	39	874	606
252,276	175,699	220,426	132,755	49,140	143,556	595,971
436	806	1,166	1,383	1,260	164	983
53	157	174	414	164	133	20
70,098	195,511	213,362	213,842	204,982	164,254	17,442
1,323	1,245	1,226	517	1,250	1,235	872
6,082	7,101	7,727	9,401	7,039	7,395	7,223
4,264,646	5,721,233	6,140,462	7,010,522	5,457,860	6,060,087	5,148,346
701	806	795	746	775	819	713
80						
30,240						
378						
200	80	363	75	85	79	25
486,375	57,456	480,942	175,098	66,402	168,084	22,050
2,432	718	1,325	2,335	781	2,128	882
1,966	3,798	3,035	3,263	3,139	3,133	1,096
1,509,120	2,412,798	2,160,051	2,253,552	2,061,188	1,794,073	916,085
768	635	712	691	657	573	836

## (3) 塩干・加工品

品目別・出荷地	計	4月	5月	6月	7月	8月
揚物	513	12			3	
三重	151,557	13,860			0	
	295	1,155			0	
滋賀	512	20	20	40	20	
	413,595	15,120	15,120	30,240	15,120	
	808	756	756	756	756	
兵庫	193	86	7	22	3	2
	523,596	94,080	52,920	170,520	23,520	11,340
	2,713	1,094	7,560	7,751	7,840	5,670
和歌山	24					
	28,980					
	1,208					
鳥取	10					10
	10,500					10,500
	1,050					1,050
岡山	696	247	140	102	96	82
	722,346	243,789	145,539	106,038	99,801	83,171
	1,038	987	1,040	1,040	1,040	1,014
山口	443	38	25	12	37	78
	884,163	79,590	42,630	20,580	78,120	170,310
	1,996	2,094	1,705	1,715	2,111	2,183
愛媛	68			15	25	18
	131,940			29,138	48,570	34,971
	1,940			1,943	1,943	1,943
長崎	444	132	133	106	16	8
	401,573	122,094	118,755	95,718	14,438	7,224
	904	925	893	903	902	903
かまぼこ 合計	241,918	23,487	21,998	20,800	24,967	21,357
平均単価	204,330,542	16,064,528	16,269,810	15,296,414	18,265,892	15,813,844
	845	684	740	735	732	740
福島	71,400	4,778	4,477	3,806	3,741	3,635
	68,729,571	3,846,409	3,668,690	3,341,573	3,069,188	3,035,035
	963	805	819	878	820	835
北海道	520	82	10	22	30	48
	1,173,942	125,412	14,343	33,243	43,029	61,929
	2,258	1,529	1,434	1,511	1,434	1,290
宮城	40,366	4,063	3,382	3,736	3,439	3,156
	43,777,061	4,059,765	3,551,290	3,793,767	3,632,862	3,347,853
	1,085	999	1,050	1,015	1,056	1,061
山形	438	92	22	34	30	116
	405,720	86,940	20,790	28,980	28,350	106,470
	926	945	945	852	945	918
茨城	7,314	1,236	1,196	1,101	573	445
	3,424,131	718,736	700,963	633,024	290,869	171,051
	468	582	586	575	508	384
栃木	16					
	117,096					
	7,319					
千葉	4,432	256	144	743	646	211
	3,591,646	233,652	157,358	544,206	485,764	191,471
	810	913	1,093	732	752	907
東京	2,395	231	194	202	223	204
	7,163,776	700,723	590,241	692,383	701,085	728,338
	2,991	3,033	3,042	3,428	3,144	3,570
神奈川	64,457	6,499	8,211	5,486	10,964	8,015
	46,618,843	4,170,898	5,371,941	3,716,423	7,394,347	5,466,667
	723	642	654	677	674	682
新潟	29,320	1,660	2,211	2,729	2,881	2,820
	21,668,378	1,229,152	1,562,807	1,870,740	1,992,119	1,955,456
	739	740	707	686	691	693
岐阜	8					
	42,525					
	5,316					
静岡	158	50	10	10	4	6
	213,677	81,375	17,850	13,125	5,250	7,875
	1,352	1,628	1,785	1,313	1,313	1,313



上段：数量=kg  
 单位 中断：金額=円  
 下段：単価=円

9月	10月	11月	12月	1月	2月	3月
	15 13,860 924		280 83,895 300	101 23,310 231	102 16,632 163	
90 76,986 855	90 75,803 842	32 29,232 914	80 65,254 816	40 30,240 756	40 30,240 756	40 30,240 756
	23 42,107 1,831	39 53,414 1,370	11 75,695 6,881			
	24 28,980 1,208					
15 14,555 970	2 0 0		10 29,453 2,945		2 0 0	
33 78,960 2,393	53 84,063 1,586	44 74,970 1,704	83 179,130 2,158	6 10,290 1,715	12 20,580 1,715	22 44,940 2,043
7 13,601 1,943	2 4,148 2,074	1 1,512 1,512				
8 7,224 903	9 7,224 803	8 7,224 903	8 7,224 903	8 7,224 903	4 3,612 903	4 3,612 903
15,932 13,169,687 827	15,446 12,264,966 794	15,688 12,864,344 820	38,562 49,139,264 1,274	14,066 11,347,269 807	12,992 10,650,611 820	16,623 13,183,913 793
3,423 2,872,133 839	4,230 3,310,934 783	4,279 3,792,624 886	23,263 30,231,725 1,300	5,269 3,982,532 756	5,054 3,697,829 732	5,445 3,880,899 713
20 28,686 1,434	32 47,586 1,487	94 149,436 1,590	112 569,940 5,089	20 28,686 1,434	30 42,966 1,432	20 28,686 1,434
3,043 3,109,789 1,022	2,907 3,326,175 1,144	2,815 3,069,125 1,090	4,533 6,111,178 1,348	2,601 2,878,808 1,107	2,887 3,081,452 1,067	3,804 3,814,997 1,003
48 45,360 945	30 28,350 945	10 9,450 945	38 34,020 895	18 17,010 945		
409 153,672 376	338 99,658 295	358 128,599 359	520 150,049 289	433 146,088 337	317 104,575 330	388 126,847 327
			16 117,096 7,319			
164 187,145 1,141	415 324,100 781	413 331,650 803	374 284,241 760	358 266,760 745	349 267,805 767	359 317,494 884
202 701,891 3,475	162 569,919 3,518	189 505,460 2,674	173 516,569 2,986	140 436,265 3,116	140 422,195 3,016	335 598,707 1,787
5,337 3,678,193 689	2,704 1,825,089 675	3,259 2,222,753 682	5,113 6,732,341 1,317	2,607 1,772,286 680	2,112 1,444,762 684	4,150 2,823,143 680
2,753 1,872,669 680	2,969 2,003,549 675	2,905 1,939,126 668	2,958 3,372,072 1,140	2,301 1,577,890 686	1,680 1,206,134 718	1,453 1,086,664 748
			4 20,412 5,103	2 8,505 4,253	1 6,804 6,804	1 6,804 6,804
6 7,875 1,313	34 30,452 896	10 13,125 1,313	8 10,500 1,313	8 10,500 1,313	4 5,250 1,313	8 10,500 1,313

## (3) 塩干・加工品

品目別・出荷地	計	4月	5月	6月	7月	8月
かまぼこ	20,062	4,458	2,028	2,870	2,354	2,609
愛知	5,129,131	636,956	356,287	524,664	429,136	535,101
	256	143	176	183	182	205
三重	24	12		12		
	0	0		0		
	0	0		0		
和歌山	742	60	67	43	62	77
	1,449,021	122,220	124,740	82,950	126,735	156,450
	1,953	2,037	1,862	1,929	2,044	2,032
広島	4			2		
	21,840			10,920		
	5,460			5,460		
山口	46		10	4		
	102,197		20,034	10,416		
	2,222		2,003	2,604		
愛媛	206	10	26		20	15
	681,407	52,290	91,896		67,158	50,148
	3,308	5,229	3,534		3,358	3,343
福岡	10		10			
	20,580		20,580			
	2,058		2,058			
ちくわ	56,487	2,561	2,705	2,586	4,100	3,134
合計	35,789,556	2,243,135	2,061,426	2,141,546	2,676,508	2,244,717
平均単価	634	876	762	828	653	716
福島	939	46		29	38	28
	2,596,405	220,248		121,296	151,234	94,417
	2,765	4,788		4,183	3,980	3,372
青森	8,500	791	700	620	676	652
	7,925,299	724,941	655,200	576,765	632,016	611,667
	932	916	936	930	935	938
宮城	26,355	1,011	1,126	772	2,188	1,177
	10,136,889	638,115	634,266	437,909	811,362	499,051
	385	631	563	567	371	424
茨城	1,020	18	12	13	10	14
	749,700	13,230	8,820	9,555	7,350	10,290
	735	735	735	735	735	735
東京	432	16	12		39	24
	917,930	44,835	39,953		113,831	70,403
	2,125	2,802	3,329		2,919	2,933
神奈川	2,976	11	31	1		2
	420,399	8,316	23,908	10,080		0
	141	756	771	10,080		0
新潟	11,274	530	607	668	781	702
	8,321,168	455,102	486,969	525,537	612,199	554,429
	738	859	802	787	784	790
愛知	4,618	138	217	423	332	499
	4,346,538	138,348	212,310	399,546	312,354	369,558
	941	1,003	978	945	941	741
兵庫	373			60	36	36
	375,228			60,858	36,162	34,902
	1,006			1,014	1,005	970
なると	32,147	1,545	1,668	1,529	1,525	1,701
合計	27,446,609	1,226,089	1,712,218	1,197,813	1,227,806	1,228,003
平均単価	854	794	1,027	783	805	722
福島	19,035	959	800	858	743	784
	13,258,805	582,584	478,928	447,806	449,729	484,505
	697	607	599	522	605	618
青森	321		1			
	103,373		16,013			
	322		16,013			
岩手	654			56	92	70
	641,466			55,503	90,657	68,985
	981			991	985	986
宮城	2,559	21	32	8	100	310
	1,920,183	15,908	45,329	6,048	30,744	95,911
	750	758	1,417	756	307	309

上段：数量=kg  
 单位 中断：金額=円  
 下段：単価=円

9月	10月	11月	12月	1月	2月	3月
435 308,322 709	1,526 463,848 304	1,273 520,926 409	1,315 690,438 525	257 73,857 287	353 250,635 710	584 338,961 580
63 120,330 1,910	79 166,110 2,103	66 128,205 1,943	108 220,311 2,040	20 41,454 2,073	55 86,184 1,567	42 73,332 1,746
10 19,866 1,987	4 10,584 2,646	4 10,584 2,646	6 9,450 1,575	4 10,679 2,670		4 10,584 2,646
19 63,756 3,356	14 47,692 3,407	13 43,281 3,329	21 68,922 3,282	28 95,949 3,427	10 34,020 3,402	30 66,295 2,210
4,270 2,720,153 637	7,079 3,866,633 546	7,895 4,233,676 536	6,022 3,675,944 610	5,516 3,299,784 598	5,441 3,439,513 632	5,178 3,186,521 615
64 142,430 2,225	128 329,197 2,572	113 306,998 2,717	134 349,466 2,608	124 242,428 1,955	131 354,575 2,707	104 284,116 2,732
696 655,641 942	789 737,415 935	824 771,498 936	740 691,740 935	636 594,279 934	658 615,384 935	718 658,753 917
1,619 624,798 386	3,874 1,414,685 365	4,358 1,469,398 337	3,022 1,058,504 350	2,420 869,703 359	2,452 865,134 353	2,336 813,964 348
43 31,605 735	131 96,285 735	187 137,445 735	233 171,255 735	150 110,250 735	149 109,515 735	60 44,100 735
117 125,975 1,077	42 98,869 2,354	51 135,429 2,655	55 138,065 2,510	34 84,315 2,480	30 49,245 1,642	12 17,010 1,418
404 59,693 148	616 77,616 126	601 75,726 126	182 22,932 126	335 42,210 126	273 34,398 126	520 65,520 126
855 609,653 713	1,098 756,112 689	1,301 880,684 677	1,292 865,982 670	1,408 959,321 681	1,195 888,446 743	837 726,734 868
244 242,172 993	401 356,454 889	460 456,498 992	364 378,000 1,038	409 397,278 971	540 507,696 940	591 576,324 975
228 228,186 1,001					13 15,120 1,163	
1,271 939,547 739	1,690 1,406,511 832	1,657 1,467,335 886	13,374 13,103,456 980	2,235 1,404,333 628	1,534 1,233,964 804	2,418 1,299,534 537
741 441,412 596	938 573,113 611	1,021 616,206 604	8,982 7,327,505 816	1,365 728,241 534	963 588,107 611	881 540,669 614
58 57,204 986	224 216,153 965	20 20,160 1,008	30 29,673 989	38 37,926 998	30 29,484 983	36 35,721 992
103 56,446 548	34 105,948 3,116	87 150,735 1,733	729 949,680 1,303	21 66,624 3,173	51 133,148 2,611	1,063 263,662 248

## (3) 塩干・加工品

品目別・出荷地	計	4月	5月	6月	7月	8月
なると 山形	65 264,840 4,074		28 127,213 4,543		29 112,670 3,885	7 24,957 3,565
千葉	280 834,960 2,982					
東京	396 570,310 1,440	89 118,818 1,335	76 128,258 1,688	32 46,337 1,448	34 46,956 1,381	40 62,153 1,554
新潟	7,557 7,771,397 1,028	379 326,247 861	488 416,047 853	278 243,554 876	291 256,575 882	281 248,321 884
愛知	819 669,858 818	74 61,824 835	200 159,600 798	215 171,570 798	186 155,904 838	137 115,080 840
三重	318 397,940 1,251		24 30,240 1,260	46 57,960 1,260	58 73,080 1,260	67 84,420 1,260
高知	18 354,859 19,714		14 284,130 20,295	1 24,613 24,613	2 35,700 17,850	1 10,416 10,416
福岡	125 658,618 5,269	23 120,708 5,248	5 26,460 5,292	6 31,752 5,292	12 63,504 5,292	11 58,212 5,292
その他練製品 合計 平均単価	668,032 482,627,246 722	50,101 35,940,955 717	47,837 33,259,031 695	47,736 32,552,245 682	56,763 38,194,300 673	56,399 36,862,722 654
福島	26,382 24,448,928 927	2,430 2,034,928 837	1,734 1,540,090 888	1,588 1,470,388 926	1,676 1,652,698 986	3,969 1,617,664 408
北海道	8,632 15,928,822 1,845	689 1,290,482 1,873	562 1,052,600 1,873	554 1,019,288 1,840	521 951,674 1,827	592 1,096,492 1,852
青森	410 505,995 1,234	45 67,410 1,498	45 48,930 1,087	35 39,060 1,116	35 34,545 987	45 48,930 1,087
岩手	12,673 11,795,458 931	672 1,256,220 1,869	630 1,137,936 1,806	634 1,157,297 1,825	806 1,736,862 2,155	795 1,883,909 2,370
宮城	206,867 147,717,809 714	15,307 9,976,723 652	15,564 9,285,159 597	14,660 8,987,306 613	17,004 10,365,845 610	17,462 10,051,147 576
秋田	94 67,523 718	5 4,915 983	5 4,915 983	15 8,733 582	26 9,640 371	8 7,864 983
山形	19,893 9,536,353 479	1,496 760,699 508	1,056 525,340 497	1,245 638,007 512	2,726 1,212,343 445	1,803 871,409 483
茨城	148,057 53,117,458 359	10,876 3,701,932 340	11,343 3,864,243 341	10,889 3,591,519 330	13,360 4,555,016 341	14,000 4,932,299 352
栃木	359 459,081 1,279	41 51,660 1,260	10 12,915 1,292	32 38,745 1,211	40 51,660 1,292	40 51,660 1,292
群馬	15,641 11,276,509 721	1,828 1,394,682 763	1,949 1,443,048 740	1,847 1,326,341 718	1,850 1,321,726 714	1,394 1,110,132 796
埼玉	1,559 8,361,067 5,363	71 524,055 7,381	224 830,446 3,707	123 638,414 5,190	189 742,125 3,927	183 1,071,893 5,857
千葉	35,210 37,593,269 1,068	2,742 3,078,046 1,123	2,529 2,856,719 1,130	2,518 3,042,541 1,208	2,417 2,799,965 1,158	2,170 2,491,929 1,148
東京	12,196 14,194,363 1,164	1,040 1,117,695 1,075	797 1,039,574 1,304	739 972,101 1,315	838 1,051,134 1,254	1,299 1,451,178 1,117

上段：数量=kg  
 单位 中断：金額=円  
 下段：単価=円

9月	10月	11月	12月	1月	2月	3月
	1 0 0					
			280 834,960 2,982			
	25 31,427 1,257	22 33,448 1,520	42 54,227 1,291		31 41,756 1,347	5 6,930 1,386
312 275,537 883	426 401,403 942	467 552,601 1,183	3,304 3,882,715 1,175	478 415,638 870	450 393,841 875	403 358,918 891
7 5,880 840						
40 50,400 1,260	35 41,423 1,184	29 36,477 1,258	3 3,780 1,260			16 20,160 1,260
10 52,668 5,267	7 37,044 5,292	11 57,708 5,246	4 20,916 5,229	13 68,544 5,273	9 47,628 5,292	14 73,474 5,248
55,562 36,095,818 650	60,901 44,128,072 725	58,868 43,591,088 740	64,438 57,915,495 899	58,682 43,032,434 733	54,457 40,577,249 745	56,288 40,477,837 719
2,217 2,440,807 1,101	2,314 2,503,591 1,082	2,393 2,517,016 1,052	2,255 2,699,359 1,197	2,184 2,379,874 1,090	1,906 2,007,483 1,053	1,716 1,585,030 924
583 1,078,908 1,851	615 1,128,994 1,836	617 1,138,927 1,846	1,155 2,129,627 1,844	704 1,295,786 1,841	843 1,534,649 1,820	1,197 2,211,395 1,847
25 29,190 1,168	52 109,830 2,112	35 34,545 987	60 59,220 987	5 4,935 987	10 9,870 987	18 19,530 1,085
432 726,243 1,681	2,166 974,473 450	2,226 854,699 384	1,931 762,473 395	1,696 622,314 367	286 291,651 1,020	399 391,381 981
16,256 9,489,243 584	18,624 13,904,561 747	17,941 13,924,828 776	21,789 21,738,979 998	18,863 14,788,513 784	16,307 13,384,443 821	17,090 11,821,062 692
7 6,881 983	4 3,932 983	4 3,932 983	4 3,932 983	10 6,881 688	2 1,966 983	4 3,932 983
2,301 938,472 408	1,611 836,776 519	1,185 622,196 525	987 571,064 579	1,819 762,736 419	1,391 707,775 509	2,273 1,089,536 479
14,284 5,040,460 353	12,845 4,857,609 378	11,258 4,322,475 384	12,364 4,589,863 371	12,202 4,606,148 377	12,510 4,479,312 358	12,126 4,576,582 377
30 38,745 1,292	30 38,745 1,292	30 38,745 1,292	30 38,745 1,292	10 12,915 1,292	32 38,745 1,211	34 45,801 1,347
1,062 719,469 677	1,095 817,367 746	1,153 734,341 637	908 655,540 722	834 577,580 693	767 522,254 681	954 654,029 686
106 574,109 5,416	124 661,500 5,335	116 749,700 6,463	156 992,250 6,361	70 411,600 5,880	74 441,000 5,959	123 723,975 5,886
2,729 3,004,212 1,101	3,457 3,553,827 1,028	3,682 3,516,246 955	3,449 3,595,233 1,042	3,370 3,374,550 1,001	3,165 3,161,662 999	2,982 3,118,339 1,046
872 875,251 1,004	1,084 1,075,897 993	815 866,285 1,063	1,222 2,228,458 1,824	1,240 1,237,010 998	1,090 1,031,928 947	1,160 1,247,852 1,076

## (3) 塩干・加工品

品目別・出荷地	計	4月	5月	6月	7月	8月
その他練製品	7,271	692	681	554	696	665
神奈川	11,791,555	1,222,619	1,148,425	862,023	1,062,351	990,739
	1,622	1,767	1,686	1,556	1,526	1,490
新潟	107,919	7,277	6,347	6,902	8,065	7,319
	78,833,981	4,917,391	4,415,306	4,813,922	5,526,973	4,969,394
	730	676	696	697	685	679
福井	32,705	1,699	1,729	1,485	1,640	2,250
	18,987,608	1,124,274	1,075,788	791,881	771,765	1,075,106
	581	662	622	533	471	478
長野	3					
	21,841					
	7,280					
岐阜	82	14	12	5	7	9
	219,912	43,953	24,948	18,900	17,766	15,309
	2,682	3,140	2,079	3,780	2,538	1,701
静岡	7,215	1,371	799	425	466	465
	11,136,093	1,147,507	1,011,491	761,823	833,083	931,236
	1,543	837	1,266	1,793	1,788	2,003
愛知	18,741	1,290	1,254	2,833	3,594	1,314
	15,136,770	1,242,103	992,377	1,327,685	2,383,869	1,254,899
	808	963	791	469	663	955
三重	1,263	177	137	276	257	188
	1,134,844	168,084	112,203	243,117	209,424	153,972
	899	950	819	881	815	819
滋賀	1,358	66	150	120	280	171
	771,921	42,736	117,735	32,910	176,956	89,954
	568	648	785	274	632	526
大阪	66		5	10	10	5
	609,840		46,200	92,400	92,400	46,200
	9,240		9,240	9,240	9,240	9,240
兵庫	62				2	
	423,150				13,650	
	6,825				6,825	
鳥取	22	2	1	1	2	1
	435,204	39,564	19,782	19,782	39,564	19,782
	19,782	19,782	19,782	19,782	19,782	19,782
広島	1,937	126	168	121	153	150
	4,204,910	273,420	364,560	262,894	332,010	325,500
	2,171	2,170	2,170	2,173	2,170	2,170
山口	102	6	6	12		9
	259,709	15,624	15,624	31,248		23,405
	2,546	2,604	2,604	2,604		2,601
香川	123	9	13	3	3	7
	270,124	15,594	47,724	5,198	5,198	19,468
	2,196	1,733	3,671	1,733	1,733	2,781
愛媛	963	115	81	98	98	82
	2,463,123	287,729	184,843	249,942	222,638	215,010
	2,558	2,502	2,282	2,550	2,272	2,622
福岡	227	15	6	12	2	4
	924,026	140,910	40,110	108,780	21,420	46,242
	4,071	9,394	6,685	9,065	10,710	11,561
佃煮・漬物	62,706	6,189	6,155	4,900	4,796	4,968
合計	75,439,945	7,087,523	6,685,006	5,542,287	5,582,315	5,776,424
平均単価	1,203	1,145	1,086	1,131	1,164	1,163
福島	1,538	374	122	19	16	110
	1,165,476	345,492	153,049	48,069	42,336	82,641
	758	924	1,255	2,530	2,646	751
北海道	9				3	
	10,769				2,772	
	1,197				924	
青森	938	57	81	44	147	73
	1,713,623	122,383	141,918	95,577	175,056	160,010
	1,827	2,147	1,752	2,172	1,191	2,192
宮城	1,230	64	117	30	126	152
	2,342,515	172,032	214,505	98,028	162,551	244,367
	1,904	2,688	1,833	3,268	1,290	1,608

上段：数量=kg  
 单位 中断：金額=円  
 下段：単価=円

9月	10月	11月	12月	1月	2月	3月
509 920,097 1,808	606 859,179 1,418	496 808,032 1,629	599 947,334 1,582	545 957,924 1,758	558 937,450 1,680	670 1,075,382 1,605
9,288 5,761,841 620	10,348 7,674,280 742	10,186 7,657,658 752	12,137 11,133,333 917	9,620 7,616,224 792	10,404 7,499,847 721	10,026 6,847,812 683
2,641 1,398,954 530	3,555 1,829,431 515	4,445 2,533,837 570	2,431 1,526,816 628	4,047 2,543,086 628	3,385 2,304,694 681	3,398 2,011,976 592
1 7,770 7,770					1 7,382 7,382	1 6,689 6,689
4 6,804 1,701	18 51,786 2,877			4 11,340 2,835	7 15,120 2,160	2 13,986 6,993
568 1,104,963 1,945	605 1,047,917 1,732	495 862,745 1,743	566 1,165,160 2,059	373 661,202 1,773	405 687,632 1,698	677 921,334 1,361
1,111 1,006,345 906	1,210 1,111,478 919	1,393 1,384,595 994	1,746 1,736,968 995	891 747,434 839	1,030 877,856 852	1,075 1,071,161 996
59 44,919 761	65 82,593 1,271	45 71,127 1,581	11 9,009 819	9 7,371 819	16 14,188 887	23 18,837 819
200 157,524 788	141 70,043 497		150 52,815 352	50 17,640 353	31 14,459 466	-1 -851 851
5 46,200 9,240	5 46,200 9,240	5 46,200 9,240	11 101,640 9,240			10 92,400 9,240
2 13,650 6,825	14 95,550 6,825	12 81,900 6,825	10 68,250 6,825	6 40,950 6,825	6 40,950 6,825	10 68,250 6,825
1 19,782 19,782	2 39,564 19,782	2 39,564 19,782	4 79,128 19,782	2 39,564 19,782	2 39,564 19,782	2 39,564 19,782
178 386,584 2,172	108 234,360 2,170	208 451,684 2,172	315 683,550 2,170	37 80,614 2,179	162 351,540 2,170	211 458,194 2,172
	3 3,024 1,008	25 65,310 2,612	12 21,810 1,818	19 50,904 2,679	9 30,366 3,374	1 2,394 2,394
3 6,710 2,237	10 33,517 3,352	12 20,792 1,733	30 57,328 1,911	15 27,407 1,827	9 15,594 1,733	9 15,594 1,733
88 251,685 2,860	89 257,629 2,895	68 176,613 2,597	68 198,290 2,916	49 89,356 1,824	44 98,469 2,238	83 230,919 2,782
	101 224,419 2,222	21 67,096 3,195	38 69,321 1,824	8 60,576 7,572	5 29,400 5,880	15 115,752 7,717
4,054 4,720,748 1,164	5,068 5,995,359 1,183	5,212 6,106,140 1,172	8,878 13,413,615 1,511	3,156 3,612,474 1,145	3,756 4,431,898 1,180	5,574 6,486,156 1,164
67 44,126 659	187 169,843 908	261 79,947 306	113 64,969 575	82 41,528 506	123 73,316 596	64 20,160 315
					3 4,175 1,392	3 3,822 1,274
56 105,793 1,889	100 212,242 2,122	110 158,760 1,443	72 144,648 2,009	57 117,936 2,069	32 77,091 2,409	109 202,209 1,855
31 97,650 3,150	139 227,966 1,640	63 167,496 2,659	237 486,196 2,051	40 53,760 1,344	148 212,426 1,435	83 205,538 2,476

## (3) 塩干・加工品

品目別・出荷地	計	4月	5月	6月	7月	8月
佃煮・漬物	2,109	204	160	158	170	177
山形	3,302,040	318,444	255,780	251,139	269,976	276,948
	1,566	1,561	1,599	1,589	1,588	1,565
茨城	645	7	6	11	1	1
	919,422	26,334	20,727	35,847	5,607	5,607
	1,425	3,762	3,455	3,259	5,607	5,607
栃木	144	12	36	24		12
	110,124	9,450	26,838	17,640		9,324
	765	788	746	735		777
埼玉	529	15	36	27	27	48
	507,166	14,018	35,595	22,743	21,263	46,872
	959	935	989	842	788	977
千葉	867	67	76	78	81	60
	997,681	77,249	83,046	87,540	91,309	73,953
	1,151	1,153	1,093	1,122	1,127	1,233
東京	31,122	2,794	2,720	2,505	2,585	2,612
	37,196,836	3,215,331	3,093,468	2,904,175	2,963,751	3,019,486
	1,195	1,151	1,137	1,159	1,147	1,156
神奈川	371		9	6	9	6
	392,584		12,758	8,505	12,759	8,505
	1,058		1,418	1,418	1,418	1,418
新潟	4,239	603	1,162	296	154	127
	5,365,451	419,783	654,605	223,352	140,836	126,220
	1,266	696	563	755	915	994
富山	5		5			
	6,552		6,552			
	1,310		1,310			
石川	970	58	45	58	45	52
	1,649,296	91,535	72,366	95,466	94,354	80,304
	1,700	1,578	1,608	1,646	2,097	1,544
静岡	39	2	28	2	3	
	161,439	9,765	130,989	5,460	9,765	
	4,139	4,883	4,678	2,730	3,255	
愛知	727	68	99	29	76	40
	683,655	76,125	89,775	33,600	83,055	35,700
	940	1,119	907	1,159	1,093	893
三重	1,247	179	118	93	117	84
	6,523,755	936,390	616,140	488,460	608,790	436,380
	5,232	5,231	5,222	5,252	5,203	5,195
兵庫	11,805	1,304	809	1,102	948	1,084
	8,825,597	982,611	672,462	809,634	692,895	827,474
	748	754	831	735	731	763
鳥取	1,805	193	276	219	220	86
	1,229,128	128,999	188,374	149,472	150,156	58,701
	681	668	683	683	683	683
島根	305		10	5	6	17
	489,985		15,750	7,875	9,450	26,461
	1,607		1,575	1,575	1,575	1,557
岡山	1,208	128	132	134	56	70
	772,191	65,982	70,560	84,105	30,576	40,110
	639	515	535	628	546	573
広島	18				6	
	49,078				15,058	
	2,727				2,510	
香川	830	60	108	60		151
	1,005,170	75,600	129,749	75,600		196,949
	1,211	1,260	1,201	1,260		1,304
福岡	6					6
	20,412					20,412
	3,402					3,402
切身もろみ	49,493	4,703	4,276	2,915	3,252	3,480
合計	52,721,899	4,437,347	4,001,847	3,302,025	3,828,356	3,870,601
平均単価	1,065	944	936	1,133	1,177	1,112
福島	15,503	1,225	1,090	1,113	1,089	968
	16,336,382	1,234,162	1,176,887	1,175,457	1,118,078	972,605
	1,054	1,007	1,080	1,056	1,027	1,005



上段：数量=kg  
 单位 中断：金額=円  
 下段：単価=円

9月	10月	11月	12月	1月	2月	3月
209 324,513 1,553	256 383,964 1,500	272 419,874 1,544	129 201,453 1,562	53 86,373 1,630	143 227,640 1,592	178 285,936 1,606
12 20,727 1,727	20 41,454 2,073	11 20,727 1,884	95 101,367 1,067	1 5,607 5,607	1 5,607 5,607	479 629,811 1,315
		12 9,450 788	24 18,648 777	12 9,450 788		12 9,324 777
39 34,587 887	39 36,005 923		139 149,520 1,076	27 27,059 1,002	60 44,478 741	72 75,026 1,042
73 85,860 1,176	79 93,441 1,183	63 69,143 1,098	87 100,885 1,160	87 94,544 1,087	58 68,828 1,187	58 71,883 1,239
2,105 2,470,692 1,174	2,414 2,834,570 1,174	2,468 2,929,271 1,187	4,673 6,804,663 1,456	1,635 1,829,667 1,119	1,951 2,214,493 1,135	2,660 2,917,269 1,097
57 112,639 1,976	39 56,415 1,447	56 50,142 895	51 42,720 838	51 39,244 769	57 33,798 593	30 15,099 503
115 98,741 859	152 130,914 861	159 292,950 1,842	1,127 2,923,138 2,594	116 119,309 1,029	101 104,258 1,032	127 131,345 1,034
55 89,292 1,623	90 139,944 1,555	92 144,523 1,571	193 363,762 1,885	87 140,280 1,612	118 196,896 1,669	77 140,574 1,826
					4 5,460 1,365	
50 44,625 893	30 26,775 893	50 44,625 893	100 89,250 893	46 28,350 616	50 44,625 893	89 87,150 979
64 336,000 5,250	78 410,340 5,261	97 508,725 5,245	107 563,430 5,266	87 453,390 5,211	98 511,350 5,218	125 654,360 5,235
850 631,617 743	1,085 830,340 765	1,089 845,292 776	1,362 966,987 710	603 436,174 723	600 439,169 732	969 690,942 713
105 71,667 683	113 77,021 682	123 83,950 683	85 58,015 683	91 62,109 683	80 54,604 683	214 146,060 683
12 25,200 2,100	125 218,138 1,745	30 47,881 1,596	65 85,050 1,308	15 23,625 1,575	5 7,875 1,575	15 22,680 1,512
100 55,860 559	91 59,787 657	128 78,435 613	147 161,406 1,098	48 27,720 578	60 31,500 525	114 66,150 580
6 17,010 2,835			6 17,010 2,835			
48 54,149 1,128	31 46,200 1,490	128 154,949 1,211	66 70,498 1,068	18 16,349 908	64 74,309 1,161	96 110,818 1,154
3,822 4,264,409 1,116	4,063 4,621,975 1,138	5,770 5,196,828 901	3,295 4,015,330 1,219	4,411 4,944,756 1,121	5,021 5,129,776 1,022	4,485 5,108,649 1,139
1,155 1,193,819 1,034	1,346 1,496,495 1,112	1,389 1,542,038 1,110	1,113 1,281,212 1,151	1,805 1,780,078 986	1,598 1,682,575 1,053	1,612 1,682,976 1,044

## (3) 塩干・加工品

品目別・出荷地	計	4月	5月	6月	7月	8月
切身もろみ	71		16	10		6
北海道	160,808		32,130	16,065		16,065
	2,265		2,008	1,607		2,678
青森	6,019	1,520	1,370			
	2,250,392	510,720	435,068			
	374	336	318			
宮城	24,096	1,411	1,326	1,448	1,867	2,144
	27,426,057	1,649,526	1,603,714	1,655,987	2,166,703	2,350,273
	1,138	1,169	1,209	1,144	1,161	1,096
茨城	141	30	8	47	32	
	177,768	19,320	15,876	67,862	31,416	
	1,261	644	1,985	1,444	982	
埼玉	1,818	325	287	131	64	181
	2,914,455	688,623	453,535	174,468	119,700	188,896
	1,603	2,119	1,580	1,332	1,870	1,044
千葉	205					
	406,980					
	1,985					
東京	589	92	95	98	66	87
	928,598	113,509	106,788	74,006	105,767	139,356
	1,577	1,234	1,124	755	1,603	1,602
静岡	170	8	8	8	12	8
	170,609	5,880	5,880	6,888	8,820	5,880
	1,004	735	735	861	735	735
島根	272	53	40	20	67	37
	655,137	130,347	96,264	48,132	158,067	87,696
	2,409	2,459	2,407	2,407	2,359	2,370
山口	384	23	25	26	34	25
	708,540	43,260	46,830	46,410	64,680	46,830
	1,845	1,881	1,873	1,785	1,902	1,873
大分	225	16	11	14	21	24
	586,173	42,000	28,875	36,750	55,125	63,000
	2,605	2,625	2,625	2,625	2,625	2,625
切身粕 合計 平均単価	81,394 81,422,014 1,000	6,576 7,347,221 1,117	5,931 6,932,115 1,169	10,425 6,810,237 653	7,286 7,985,095 1,096	7,238 7,395,662 1,022
福島	106		2	19	37	4
	149,089		1,307	24,570	44,184	8,867
	1,407		654	1,293	1,194	2,217
宮城	75,321	6,044	5,275	9,689	6,573	6,515
	73,292,433	6,703,445	6,022,479	5,729,954	6,935,269	6,662,818
	973	1,109	1,142	591	1,055	1,023
茨城	70		20			10
	117,600		33,600			16,800
	1,680		1,680			1,680
群馬	1,210	165	186	124	174	241
	1,002,204	133,476	136,584	107,604	146,496	210,924
	828	809	734	868	842	875
埼玉	943	46	163	93	106	145
	2,039,909	67,326	426,628	384,657	421,432	105,544
	2,163	1,464	2,617	4,136	3,976	728
千葉	217					
	432,915					
	1,995					
東京	1,002	72	141	168	179	102
	667,303	67,809	105,633	94,500	119,028	78,649
	666	942	749	563	665	771
石川	2,325	247	142	332	209	215
	3,461,673	373,695	204,414	468,952	312,806	307,650
	1,489	1,513	1,440	1,413	1,497	1,431
静岡	128	2	2		8	6
	95,550	1,470	1,470		5,880	4,410
	746	735	735		735	735
大阪	24					
	31,500					
	1,313					

上段：数量=kg  
 单位 中断：金額=円  
 下段：単価=円

9月	10月	11月	12月	1月	2月	3月
16 32,288 2,018	6 16,065 2,678	12 32,130 2,678	5 16,065 3,213			
	33 22,680 687	1,530 660,156 431	160 63,000 394		935 371,574 397	471 187,194 397
2,525 2,774,027 1,099	2,508 2,750,277 1,097	2,654 2,597,555 979	1,707 2,076,649 1,217	2,316 2,671,388 1,153	2,166 2,516,124 1,162	2,024 2,613,834 1,291
	8 13,709 1,714		16 29,585 1,849			
54 103,793 1,922	72 118,692 1,649	69 132,248 1,917	172 262,626 1,527	151 211,218 1,399	135 205,044 1,519	177 255,612 1,444
		31 61,845 1,995	25 49,875 1,995	52 103,740 1,995	44 87,780 1,995	53 103,740 1,957
20 54,600 2,730	30 79,380 2,646	4 10,920 2,730	27 71,820 2,660	9 24,570 2,730	47 110,922 2,360	14 36,960 2,640
6 4,410 735	6 4,410 735	4 2,940 735	9 48,431 5,381	12 8,820 735	42 32,340 770	47 35,910 764
11 26,397 2,400	11 27,153 2,468	7 17,262 2,466	2 4,662 2,331	3 7,182 2,394	4 9,702 2,426	17 42,273 2,487
20 35,700 1,785	23 42,840 1,863	54 99,960 1,851	56 103,530 1,849	35 64,260 1,836	23 42,840 1,863	40 71,400 1,785
15 39,375 2,625	20 50,274 2,514	16 39,774 2,486	3 7,875 2,625	28 73,500 2,625	27 70,875 2,625	30 78,750 2,625
7,008 6,872,146 981	6,568 6,473,034 986	6,513 6,555,189 1,006	6,005 6,702,843 1,116	6,554 6,527,755 996	5,732 5,946,140 1,037	5,558 5,874,577 1,057
	10 12,180 1,218		20 38,640 1,932			14 19,341 1,382
6,604 6,424,373 973	6,032 5,988,267 993	6,201 6,145,654 991	5,524 5,777,814 1,046	6,226 6,075,748 976	5,403 5,443,502 1,007	5,235 5,383,110 1,028
10 16,800 1,680		10 16,800 1,680	10 16,800 1,680	10 16,800 1,680		
61 51,912 851	16 12,222 764	43 35,154 818	12 11,466 956	90 76,104 846	78 62,370 800	20 17,892 895
28 56,816 2,029	228 139,944 614	30 76,650 2,555	104 360,912 3,470			
		32 63,840 1,995	20 39,900 1,995	52 103,740 1,995	48 95,760 1,995	65 129,675 1,995
140 81,480 582	106 60,774 573	78 46,326 594	16 13,104 819			
155 233,415 1,506	145 220,503 1,521	95 144,641 1,523	285 433,917 1,523	160 243,603 1,523	150 228,378 1,523	190 289,699 1,525
10 7,350 735	12 8,820 735	10 7,350 735	14 10,290 735	16 11,760 735	18 13,230 735	30 23,520 784
	12 15,750 1,313	12 15,750 1,313				

## (3) 塩干・加工品

品目別・出荷地	計	4月	5月	6月	7月	8月
切身粕	4					
兵庫	11,340					
	2,835					
大分	44					
	120,498					
	2,739					
切身みりん	78,189	8,041	7,322	7,012	6,438	3,899
合計	54,774,050	5,769,338	5,056,357	4,800,906	4,840,669	3,556,857
平均単価	701	717	691	685	752	912
福島	7,890	379	286	582	450	371
	6,235,945	386,166	293,591	472,162	437,692	333,131
	790	1,019	1,027	811	973	898
青森	19,955	2,071	2,064	1,929	1,409	25
	5,499,230	602,859	559,125	524,160	368,760	13,650
	276	291	271	272	262	546
宮城	3,214	672	414	433	491	229
	3,238,202	619,542	448,833	414,162	466,976	255,377
	1,008	922	1,084	956	951	1,115
茨城	7,247	708	787	850	471	421
	5,177,938	485,660	572,717	468,873	405,865	366,334
	714	686	728	552	862	870
千葉	10,558	1,729	1,282	596	936	615
	6,061,255	1,004,890	736,880	345,342	446,317	341,312
	574	581	575	579	477	555
東京	2,383	48	248	207	136	96
	988,433	40,110	116,395	120,330	72,912	70,350
	415	836	469	581	536	733
静岡	16,867	1,372	1,547	1,557	1,501	1,338
	17,715,259	1,611,960	1,588,986	1,604,621	1,689,272	1,391,618
	1,050	1,175	1,027	1,031	1,125	1,040
山口	10,075	1,062	694	858	1,044	804
	9,857,788	1,018,151	739,830	851,256	952,875	785,085
	978	959	1,066	992	913	976
切身しょうが	4,721	425	459	375	366	354
合計	4,478,958	395,281	425,912	359,541	355,131	359,184
平均単価	949	930	928	959	970	1,015
福島	2,765	245	248	220	214	208
	2,320,446	205,903	209,759	183,708	179,298	175,392
	839	840	846	835	838	843
青森	1,790	163	211	89	132	132
	2,028,816	166,572	216,153	125,433	158,697	172,452
	1,133	1,022	1,024	1,409	1,202	1,306
宮城	38	7				14
	33,264	5,670				11,340
	875	810				810
東京	98			66		
	62,160			50,400		
	634			764		
愛知	30	10			20	
	34,272	17,136			17,136	
	1,142	1,714			857	
その他切身	147,310	13,176	12,103	11,865	12,819	11,520
合計	147,771,007	13,991,338	12,026,219	11,927,946	12,624,824	11,310,778
平均単価	1,003	1,062	994	1,005	985	982
福島	16,284	1,685	955	752	1,090	973
	18,113,169	1,693,017	1,009,151	928,036	1,182,745	980,782
	1,112	1,005	1,057	1,234	1,085	1,008
北海道	233	22	20	21	20	11
	1,189,860	114,975	96,600	98,280	96,600	64,680
	5,107	5,226	4,830	4,680	4,830	5,880
青森	10,694	687	880	627	1,185	929
	13,258,558	1,005,932	1,227,448	914,530	1,565,069	1,241,755
	1,240	1,464	1,395	1,459	1,321	1,337
岩手	6	6				
	12,600	12,600				
	2,100	2,100				

上段：数量=kg  
 单位 中断：金額=円  
 下段：単価=円

9月	10月	11月	12月	1月	2月	3月
						4
						11,340
						2,835
	7	2			35	
	14,574	3,024			102,900	
	2,082	1,512			2,940	
5,229	7,431	6,887	6,736	5,941	6,410	6,843
3,759,331	4,459,043	4,346,485	4,619,461	4,131,848	4,655,293	4,778,462
719	600	631	686	695	726	698
355	587	1,171	1,526	792	764	627
320,450	430,263	817,867	1,002,258	567,916	639,310	535,139
903	733	698	657	717	837	853
1,137	2,196	1,878	1,668	2,166	1,629	1,783
311,220	595,854	506,016	454,860	577,080	443,520	542,126
274	271	269	273	266	272	304
394	154	115	78	67	76	91
319,161	180,495	144,523	102,990	86,627	86,426	113,090
810	1,172	1,257	1,320	1,293	1,137	1,243
246	533	847	596	479	568	741
170,486	411,675	536,831	444,098	382,672	424,472	508,255
693	772	634	745	799	747	686
452	749	557	944	732	836	1,130
273,034	420,021	325,272	547,458	489,961	515,310	615,458
604	561	584	580	669	616	545
252	858	368	16	14	73	67
126,706	192,024	108,864	12,222	11,424	59,976	57,120
503	224	296	764	816	822	853
1,477	1,534	1,369	1,211	1,036	1,460	1,465
1,377,758	1,460,383	1,302,473	1,354,133	1,327,200	1,497,091	1,509,764
933	952	951	1,118	1,281	1,025	1,031
916	820	582	697	655	1,004	939
860,516	768,328	604,639	701,442	688,968	989,188	897,510
939	937	1,039	1,006	1,052	985	956
322	420	307	536	472	327	358
290,094	404,523	287,658	485,604	458,325	286,965	370,740
901	963	937	906	971	878	1,036
215	234	215	215	253	249	249
179,550	196,350	179,550	180,054	212,814	209,160	208,908
835	839	835	837	841	840	839
71	182	92	316	215	78	109
94,689	204,078	108,108	301,581	241,416	77,805	161,832
1,334	1,121	1,175	954	1,123	998	1,485
4	4		5	4		
4,095	4,095		3,969	4,095		
1,024	1,024		794	1,024		
32						
11,760						
368						
11,454	9,892	11,629	13,710	12,951	12,678	13,513
10,966,009	10,220,876	11,759,143	14,284,104	12,337,020	12,331,520	13,991,230
957	1,033	1,011	1,042	953	973	1,035
1,120	1,255	1,609	1,765	1,446	1,715	1,919
1,149,682	1,441,320	1,891,677	2,030,487	1,786,263	1,861,336	2,158,673
1,027	1,148	1,176	1,150	1,235	1,085	1,125
12	21	23	38	17	12	16
58,275	114,450	114,975	203,175	94,500	56,700	76,650
4,856	5,450	4,999	5,347	5,559	4,725	4,791
654	872	1,123	1,232	855	737	913
903,840	869,526	1,076,406	1,399,827	855,051	981,677	1,217,497
1,382	997	959	1,136	1,000	1,332	1,334

## (3) 塩干・加工品

品目別・出荷地	計	4月	5月	6月	7月	8月
その他切身	50,219	4,335	3,550	3,758	3,645	3,388
宮城	47,973,974	5,172,037	3,702,862	3,859,528	3,669,930	3,127,775
	955	1,193	1,043	1,027	1,007	923
山形	69				10	25
	366,408				49,980	140,994
	5,310				4,998	5,640
茨城	47,944	4,315	5,445	5,338	5,351	4,454
	40,873,900	3,606,834	4,317,254	4,263,564	4,231,663	3,671,087
	853	836	793	799	791	824
埼玉	997	67	96	32	80	
	1,530,774	113,044	97,453	50,904	48,668	
	1,535	1,687	1,015	1,591	608	
千葉	15,221	1,148	748	840	970	1,236
	15,904,308	1,235,900	925,800	931,449	1,111,083	1,484,664
	1,045	1,077	1,238	1,109	1,145	1,201
東京	1,019	37	38	206	80	196
	1,871,058	106,764	88,284	358,155	133,518	175,203
	1,836	2,886	2,323	1,739	1,669	894
神奈川	6					
	12,600					
	2,100					
新潟	69	20			20	
	178,940	25,200			25,200	
	2,593	1,260			1,260	
静岡	2,908	306	253	243	211	198
	5,333,058	523,300	482,113	449,354	414,860	355,798
	1,834	1,710	1,906	1,849	1,966	1,797
愛知	20	10	10			
	31,248	15,624	15,624			
	1,562	1,562	1,562			
島根	49	42		7		
	52,479	44,982		7,497		
	1,071	1,071		1,071		
山口	463	381		15	10	5
	360,940	258,654		26,119	11,403	5,040
	780	679		1,741	1,140	1,008
福岡	1,030	108	102	18	138	96
	489,258	44,100	47,880	19,530	60,480	39,375
	475	408	469	1,085	438	410
大分	79	7	6	8	9	9
	217,875	18,375	15,750	21,000	23,625	23,625
	2,758	2,625	2,625	2,625	2,625	2,625
生珍味 合計	161,517	18,601	16,245	15,209	15,352	13,883
平均単価	179,447,146	18,057,762	15,682,465	15,125,272	15,960,721	15,353,878
	1,111	971	965	994	1,040	1,106
福島	5,859	213	405	509	605	528
	7,697,922	474,061	519,469	668,452	874,285	669,451
	1,314	2,226	1,283	1,313	1,445	1,268
北海道	3,023	140	109	226	207	207
	5,029,383	257,733	181,421	387,100	351,262	368,167
	1,664	1,841	1,664	1,713	1,697	1,779
青森	1,417	158	124	135	147	121
	2,707,792	280,826	241,779	264,410	288,110	257,235
	1,911	1,777	1,950	1,959	1,960	2,126
岩手	174	7	7		7	14
	415,800	27,300	27,300		27,300	61,740
	2,390	3,900	3,900		3,900	4,410
宮城	49,823	5,356	4,657	4,213	4,628	3,902
	62,324,239	6,246,739	5,297,365	4,625,091	5,516,052	5,190,018
	1,251	1,166	1,138	1,098	1,192	1,330
茨城	6,482	633	551	648	432	659
	12,016,120	1,190,030	1,018,354	1,178,994	803,797	1,194,167
	1,854	1,880	1,848	1,819	1,861	1,812
群馬	56,482	7,597	7,159	6,422	6,399	5,161
	30,417,559	3,959,058	3,994,225	3,582,769	3,542,826	2,879,337
	539	521	558	558	554	558

上段：数量=kg  
 单位 中断：金額=円  
 下段：単価=円

9月	10月	11月	12月	1月	2月	3月
4,100 3,419,410 834	3,487 3,234,937 928	3,962 3,733,325 942	5,063 4,961,003 980	6,311 5,063,008 802	4,578 4,014,297 877	4,042 4,015,862 994
7 37,590 5,370	4 25,200 6,300	23 112,644 4,898				
3,983 3,405,743 855	2,982 2,653,994 890	3,296 2,724,097 826	2,856 2,663,157 932	2,341 2,528,301 1,080	3,400 3,088,611 908	4,183 3,719,595 889
25 32,408 1,296	14 34,944 2,496	40 93,618 2,340	184 292,636 1,590	132 213,728 1,619	160 272,160 1,701	167 281,211 1,684
1,063 1,309,148 1,232	858 1,182,369 1,378	1,097 1,330,933 1,213	2,193 2,001,734 913	1,514 1,204,718 796	1,702 1,387,188 815	1,852 1,799,322 972
113 120,225 1,064	61 124,803 2,046	90 99,225 1,103	89 305,256 3,430	23 73,290 3,187	34 116,655 3,431	52 169,680 3,263
6 12,600 2,100						
	13 21,436 1,649	4 26,776 6,694		4 26,776 6,694	4 26,776 6,694	4 26,776 6,694
243 442,265 1,820	228 435,178 1,909	248 462,584 1,865	173 348,142 2,012	257 465,891 1,813	257 469,672 1,828	291 483,901 1,663
4 5,418 1,355	14 14,679 1,049	4 5,418 1,355	12 14,112 1,176	2 2,709 1,355	6 5,985 998	10 11,403 1,140
114 43,155 379	72 36,540 508	102 58,590 574	102 56,700 556	48 20,160 420	70 42,588 608	60 20,160 336
10 26,250 2,625	11 31,500 2,864	8 28,875 3,609	3 7,875 2,625	1 2,625 2,625	3 7,875 2,625	4 10,500 2,625
13,024 14,242,342 1,094	11,303 13,750,991 1,217	11,388 14,122,257 1,240	13,162 20,159,483 1,532	9,693 11,806,795 1,218	10,367 11,206,679 1,081	13,290 13,978,501 1,052
401 509,531 1,271	383 587,965 1,535	397 458,168 1,154	676 958,409 1,418	609 775,279 1,273	581 482,906 831	552 719,946 1,304
125 243,899 1,951	227 407,854 1,797	627 1,027,069 1,638	295 724,963 2,458	166 283,112 1,705	178 326,613 1,835	516 470,190 911
132 273,477 2,072	108 209,447 1,939	127 211,818 1,668	104 217,372 2,090	107 182,047 1,701	89 152,412 1,712	65 128,859 1,982
80 46,200 578	14 68,880 4,920	27 53,760 1,991	6 34,440 5,740		6 34,440 5,740	6 34,440 5,740
4,523 5,556,867 1,229	3,833 4,957,984 1,293	3,410 4,240,531 1,244	4,438 7,330,035 1,652	3,589 4,782,848 1,333	3,560 4,005,915 1,125	3,714 4,574,794 1,232
437 831,580 1,903	474 891,010 1,880	596 1,132,667 1,900	595 1,097,157 1,844	480 868,718 1,810	451 824,755 1,829	526 984,891 1,872
4,592 2,529,252 551	3,203 1,826,143 570	2,884 1,640,818 569	2,341 1,326,494 567	2,530 1,261,170 498	3,191 1,516,513 475	5,003 2,358,954 472

## (3) 塩干・加工品

品目別・出荷地	計	4月	5月	6月	7月	8月
生珍味	2,431	734	348	189	111	218
埼玉	2,822,222	560,070	342,972	226,044	146,160	277,652
	1,161	763	986	1,196	1,317	1,274
千葉	200	30	10	15	23	24
	1,473,360	241,920	75,600	143,640	173,880	133,140
	7,367	8,064	7,560	9,576	7,560	5,548
東京	17,994	2,190	1,261	1,321	1,410	1,758
	26,671,125	2,419,317	1,832,513	1,947,745	2,103,488	2,410,789
	1,482	1,105	1,453	1,474	1,492	1,371
神奈川	4,380	452	502	476	392	319
	9,912,451	1,027,942	772,334	784,588	805,246	656,438
	2,263	2,274	1,539	1,648	2,054	2,058
新潟	8,002	660	614	664	545	551
	8,355,577	639,933	662,235	626,631	578,384	522,949
	1,044	970	1,079	944	1,061	949
富山	160	10	20	10	20	10
	285,600	17,850	35,700	17,850	35,700	17,850
	1,785	1,785	1,785	1,785	1,785	1,785
山梨	920	71	58	87	75	74
	1,288,602	91,308	70,644	103,530	102,648	88,452
	1,401	1,286	1,218	1,190	1,369	1,195
静岡	63	2		5	5	10
	128,537	2,048		7,308	6,300	14,364
	2,040	1,024		1,462	1,260	1,436
愛知	468	49	153	19	20	51
	865,132	102,538	158,256	55,188	35,406	114,324
	1,849	2,093	1,034	2,905	1,770	2,242
三重	71	2				2
	1,014,048	28,350				21,546
	14,282	14,175				10,773
京都	10					
	16,800					
	1,680					
兵庫	1,445	111	105	109	87	135
	2,308,719	181,314	173,187	206,010	170,205	236,103
	1,598	1,633	1,649	1,890	1,956	1,749
鳥取	231	62	22	8	75	8
	340,347	91,287	34,776	11,592	84,672	19,656
	1,473	1,472	1,581	1,449	1,129	2,457
山口	756	34	40	78	74	36
	1,654,706	82,058	90,195	174,930	178,920	76,860
	2,189	2,413	2,255	2,243	2,418	2,135
福岡	1,126	90	100	75	90	95
	1,701,105	136,080	154,140	113,400	136,080	143,640
	1,511	1,512	1,541	1,512	1,512	1,512
干珍味 合計	22,767	2,106	1,642	2,350	2,071	2,158
平均単価	50,465,915	4,776,476	4,034,340	4,791,908	4,517,429	5,409,943
	2,217	2,268	2,457	2,039	2,181	2,507
福島	87	20		21	10	4
	237,615	13,440		112,350	8,400	52,500
	2,731	672		5,350	840	13,125
北海道	375	35	23	50	60	25
	1,377,370	261,723	72,465	158,445	250,935	64,187
	3,673	7,478	3,151	3,169	4,182	2,567
青森	6,064	701	251	526	452	492
	11,835,306	1,376,278	571,883	979,703	923,654	1,105,265
	1,952	1,963	2,278	1,863	2,043	2,246
宮城	2,840	243	257	203	266	240
	4,917,497	486,799	543,360	391,858	350,404	427,398
	1,732	2,003	2,114	1,930	1,317	1,781
山形	63				16	8
	238,140				63,504	31,752
	3,780				3,969	3,969
茨城	216	16	28	8	28	10
	275,520	21,420	37,485	10,710	37,275	26,880
	1,276	1,339	1,339	1,339	1,331	2,688



上段：数量=kg  
 单位 中断：金額=円  
 下段：単価=円

9月	10月	11月	12月	1月	2月	3月
126 217,350 1,725	132 238,644 1,808	72 131,670 1,829	150 286,398 1,909	30 69,930 2,331	32 61,110 1,910	289 264,222 914
27 151,200 5,600	11 90,720 8,247	11 120,960 10,996	29 160,860 5,547	6 60,480 10,080	2 30,240 15,120	12 90,720 7,560
1,413 2,027,227 1,435	1,544 2,285,551 1,480	1,689 2,421,327 1,434	2,186 3,834,277 1,754	975 1,578,315 1,619	1,048 1,836,063 1,752	1,199 1,974,513 1,647
305 607,613 1,992	291 751,546 2,583	277 970,942 3,505	416 1,424,319 3,424	278 656,902 2,363	273 584,949 2,143	399 869,632 2,180
502 494,981 986	705 682,796 969	836 787,534 942	1,181 1,489,849 1,262	558 572,923 1,027	594 634,789 1,069	592 662,573 1,119
20 35,700 1,785	20 35,700 1,785	10 17,850 1,785	10 17,850 1,785	10 17,850 1,785	10 17,850 1,785	10 17,850 1,785
61 87,150 1,429	40 49,392 1,235	105 156,324 1,489	130 263,571 2,027	82 105,651 1,288	46 54,243 1,179	91 115,689 1,271
5 7,308 1,462	7 7,308 1,044	8 14,475 1,809	12 14,616 1,218		1 15,750 15,750	8 39,060 4,883
21 60,438 2,878	32 53,676 1,677	27 70,938 2,627	30 51,702 1,723	56 145,656 2,601	10 17,010 1,701	
9 122,094 13,566	6 89,775 14,963	10 143,640 14,364	13 186,732 14,364	7 96,957 13,851	11 161,595 14,690	11 163,359 14,851
		10 16,800 1,680				
76 144,543 1,902	89 157,962 1,775	88 169,239 1,923	338 360,234 1,066	88 162,477 1,846	137 201,852 1,473	82 145,593 1,776
6 11,592 1,932	15 28,308 1,887	6 11,592 1,932	5 12,096 2,419		8 11,592 1,449	16 23,184 1,449
68 131,040 1,927	94 214,200 2,279	53 146,160 2,758	103 219,009 2,126	28 57,960 2,070	44 89,712 2,039	104 193,662 1,862
95 153,300 1,614	75 116,130 1,548	118 177,975 1,508	104 149,100 1,434	94 128,520 1,367	95 146,370 1,541	95 146,370 1,541
1,690 3,973,547 2,351	1,893 4,156,479 2,196	2,216 5,080,337 2,293	2,277 4,888,973 2,147	1,056 2,250,107 2,131	1,304 2,399,853 1,840	2,004 4,186,523 2,089
	32 50,925 1,591					
33 144,774 4,387	49 124,142 2,534	49 161,343 3,293	18 60,543 3,364	13 38,367 2,951	5 5,418 1,084	15 35,028 2,335
429 863,888 2,014	589 1,134,369 1,926	632 1,250,551 1,979	707 1,409,825 1,994	355 574,613 1,619	291 529,358 1,819	639 1,115,919 1,746
127 330,074 2,599	232 519,181 2,238	298 595,448 1,998	284 447,160 1,575	109 151,811 1,393	289 307,034 1,062	292 366,970 1,257
13 47,628 3,664	9 31,752 3,528	17 63,504 3,736				
26 37,590 1,446	15 16,065 1,071	20 21,420 1,071		25 26,775 1,071	5 5,355 1,071	35 34,545 987

## (3) 塩干・加工品

品目別・出荷地	計	4月	5月	6月	7月	8月
干珍味	120					120
群馬	37,800					37,800
	315					315
千葉	671 4,746,315 7,073		80 621,600 7,770	65 495,600 7,625	105 686,700 6,540	200 1,461,600 7,308
東京	3,608 4,813,126 1,334	198 398,958 2,015	211 328,125 1,555	674 702,337 1,042	379 286,090 755	350 355,579 1,016
新潟	729 1,413,783 1,939	102 176,295 1,728	77 161,448 2,097	49 92,190 1,881	100 80,535 805	66 130,305 1,974
石川	134 298,568 2,228	59 80,115 1,358			1 788 788	
福井	721 1,267,665 1,758	32 66,780 2,087	124 158,445 1,278	131 168,210 1,284	82 183,330 2,236	33 78,330 2,374
静岡	1,779 5,975,055 3,359	169 583,118 3,450	147 481,165 3,273	159 535,658 3,369	168 580,473 3,455	125 413,175 3,305
愛知	3,261 8,281,208 2,539	270 701,211 2,597	287 719,187 2,506	324 813,834 2,512	247 627,648 2,541	337 891,954 2,647
大阪	10 97,629 9,763					
兵庫	317 1,063,141 3,354	61 138,679 2,273	65 128,441 1,976	6 13,125 2,188	11 82,845 7,531	11 26,460 2,405
島根	1,086 2,590,817 2,386	146 373,275 2,557	60 152,146 2,536	94 247,748 2,636	114 293,738 2,577	90 226,328 2,515
岡山	348 617,190 1,774	39 66,885 1,715	18 33,390 1,855	20 33,390 1,670	18 33,390 1,855	27 54,180 2,007
広島	160 252,179 1,576	15 31,500 2,100	14 25,200 1,800	20 36,750 1,838	12 16,170 1,348	20 26,250 1,313
山口	16 18,376 1,149					
愛媛	2 11,550 5,775				2 11,550 5,775	
熊本	160 100,065 625					
たこ類 合計	10,493 14,976,588	583 636,560	766 724,395	667 608,727	510 586,572	545 660,976
平均単価	1,427	1,092	946	913	1,150	1,213
福島	5,880 8,818,903 1,500	413 464,478 1,125	405 459,165 1,134	399 447,447 1,121	423 485,898 1,149	464 566,475 1,221
北海道	4 5,040 1,260		4 5,040 1,260			
青森	1,719 2,207,867 1,284	90 45,360 504	198 99,792 504	246 123,480 502	24 12,096 504	
宮城	2,347 3,101,788 1,322	12 13,860 1,155			24 22,680 945	60 62,581 1,043
茨城	198 406,224 2,052	39 73,752 1,891	23 43,470 1,890	16 30,240 1,890	5 9,450 1,890	5 9,492 1,898

上段：数量=kg  
 单位 中断：金額=円  
 下段：単価=円

9月	10月	11月	12月	1月	2月	3月
60	20	40		31	20	50
415,800	132,300	264,600		205,065	132,300	330,750
6,930	6,615	6,615		6,615	6,615	6,615
305	182	347	517	154	146	145
353,286	198,451	571,116	844,410	264,285	252,462	258,027
1,158	1,090	1,646	1,633	1,716	1,729	1,779
53	35	77	67	21	42	40
112,350	84,105	180,600	213,885	49,350	80,850	51,870
2,120	2,403	2,345	3,192	2,350	1,925	1,297
	2	2	26	3	13	28
	11,550	11,235	87,150	17,850	25,200	64,680
	5,775	5,618	3,352	5,950	1,938	2,310
46	68	61	18	18	65	43
104,160	131,670	148,680	33,600	50,820	42,210	101,430
2,264	1,936	2,437	1,867	2,823	649	2,359
162	175	159	175	91	83	166
542,052	601,965	550,989	560,498	269,589	294,621	561,752
3,346	3,440	3,465	3,203	2,963	3,550	3,384
256	279	322	370	121	164	284
662,382	716,646	792,792	918,120	309,330	402,432	725,672
2,587	2,569	2,462	2,481	2,556	2,454	2,555
		5	1	2		2
		61,131	12,306	12,096		12,096
		12,226	12,306	6,048		6,048
6	20	10	12	63	8	44
13,965	44,205	32,445	132,111	165,391	68,964	216,510
2,328	2,210	3,245	11,009	2,625	8,621	4,921
118	138	121	26	34	72	73
259,498	274,208	267,435	74,970	92,295	153,720	175,456
2,199	1,987	2,210	2,883	2,715	2,135	2,404
36	38	32	54	16	18	32
59,850	69,195	58,065	89,145	22,470	42,735	54,495
1,663	1,821	1,815	1,651	1,404	2,374	1,703
20	10	16	2		3	28
26,250	15,750	42,000	5,250		4,379	22,680
1,313	1,575	2,625	2,625		1,460	810
		8			5	3
		6,983			7,140	4,253
		873			1,428	1,418
					75	85
					45,675	54,390
					609	640
356	382	592	4,982	326	341	443
415,695	508,906	791,679	8,687,375	394,071	413,196	548,436
1,168	1,332	1,337	1,744	1,209	1,212	1,238
333	311	372	1,833	261	303	363
385,875	418,766	490,644	4,004,858	310,149	368,508	416,640
1,159	1,347	1,319	2,185	1,188	1,216	1,148
	31	130	915	35		50
	26,649	201,831	1,570,275	48,038		80,346
	860	1,553	1,716	1,373		1,607
14	8	79	2,084	14	28	24
16,590	12,713	82,194	2,804,004	13,456	29,820	43,890
1,185	1,589	1,040	1,345	961	1,065	1,829
3	10	5	92			
5,670	17,010	9,450	207,690			
1,890	1,701	1,890	2,258			

## (3) 塩干・加工品

品目別・出荷地	計	4月	5月	6月	7月	8月
たこ類	72	6			18	
千葉	134,820	11,340			34,020	
	1,873	1,890			1,890	
東京	73	13	6	6	6	6
	90,720	15,120	7,560	7,560	7,560	7,560
	1,243	1,163	1,260	1,260	1,260	1,260
愛知	200	10	130		10	10
	211,226	12,650	109,368		14,868	14,868
	1,056	1,265	841		1,487	1,487
塩から	99,648	8,579	8,451	7,654	8,354	8,666
合計	104,936,920	8,894,852	8,718,427	7,840,035	8,756,088	9,652,374
平均単価	1,053	1,037	1,032	1,024	1,048	1,114
福島	705	18	237	44	80	
	344,786	17,640	112,140	22,562	29,400	
	489	980	473	513	368	
北海道	12,285	1,114	1,016	1,167	1,303	1,291
	17,854,954	1,546,787	1,496,051	1,435,678	1,808,247	1,849,748
	1,453	1,388	1,472	1,230	1,388	1,433
青森	11,530	696	759	670	827	770
	11,667,348	655,641	709,968	634,788	749,175	706,776
	1,012	942	935	947	906	918
岩手	584	26	74	34	54	70
	2,403,303	86,310	254,100	144,900	196,560	255,780
	4,115	3,320	3,434	4,262	3,640	3,654
宮城	58,822	5,340	5,141	4,515	4,630	4,802
	54,271,841	4,935,458	4,739,932	4,122,593	4,224,931	4,829,822
	923	924	922	913	913	1,006
茨城	172	12	18	10	12	20
	250,866	14,616	22,554	14,616	21,168	28,980
	1,459	1,218	1,253	1,462	1,764	1,449
栃木	5				5	
	7,088				7,088	
	1,418				1,418	
埼玉	81			6	15	36
	42,252			5,040	18,102	12,600
	522			840	1,207	350
東京	7,130	586	562	526	609	646
	7,009,990	583,295	553,192	521,635	586,611	649,274
	983	995	984	992	963	1,005
神奈川	2,916	324	306	250	279	331
	5,251,547	535,733	446,757	446,833	498,708	567,909
	1,801	1,653	1,460	1,787	1,787	1,716
新潟	765	59	22	93	93	115
	861,410	62,790	22,260	120,929	113,862	161,196
	1,126	1,064	1,012	1,300	1,224	1,402
静岡	4,212	371	286	315	405	481
	4,399,584	391,104	311,913	330,813	427,644	496,293
	1,045	1,054	1,091	1,050	1,056	1,032
愛知	112					56
	29,400					14,700
	263					263
兵庫	292	24	30	24	36	48
	482,281	39,648	49,560	39,648	59,472	79,296
	1,652	1,652	1,652	1,652	1,652	1,652
広島	3	3				
	10,710	10,710				
	3,570	3,570				
山口	28	6			6	
	41,160	15,120			15,120	
	1,470	2,520			2,520	
愛媛	6					
	8,400					
	1,400					
昆布・わかめ	140,687	12,399	12,067	10,743	12,251	10,342
合計	101,815,127	8,194,353	7,961,059	7,340,494	8,008,204	7,370,728
平均単価	724	661	660	683	654	713

上段：数量=kg  
 单位 中断：金額=円  
 下段：単価=円

9月	10月	11月	12月	1月	2月	3月
	6 11,340 1,890		42 78,120 1,860			
6 7,560 1,260	6 7,560 1,260	6 7,560 1,260	6 7,560 1,260	6 7,560 1,260		6 7,560 1,260
	10 14,868 1,487		10 14,868 1,487	10 14,868 1,487	10 14,868 1,487	
7,653 8,189,990 1,070	8,353 9,060,579 1,085	8,920 9,417,226 1,056	9,990 11,193,116 1,120	6,971 6,944,259 996	7,015 7,296,491 1,040	9,042 8,973,483 992
40 14,700 368	40 14,700 368		110 50,904 463	96 68,040 709		40 14,700 368
1,070 1,559,103 1,457	1,070 1,584,240 1,481	976 1,440,180 1,476	1,103 1,744,848 1,582	906 1,399,251 1,544	587 965,055 1,644	682 1,025,766 1,504
756 759,024 1,004	1,139 1,282,995 1,126	1,295 1,402,338 1,083	1,569 1,471,029 938	702 741,489 1,056	911 1,035,300 1,136	1,436 1,518,825 1,058
51 202,020 3,961	23 134,400 5,843	57 276,150 4,845	72 310,443 4,312	44 182,280 4,143	43 187,320 4,356	36 173,040 4,807
4,366 4,037,290 925	4,791 4,581,223 956	5,317 4,738,555 891	5,610 5,829,143 1,039	4,346 3,523,685 811	4,431 3,890,641 878	5,533 4,818,568 871
10 14,616 1,462	15 21,294 1,420	15 22,554 1,504	30 45,486 1,516	10 14,994 1,499	5 7,434 1,487	15 22,554 1,504
	12 3,990 333		12 2,520 210			
598 605,667 1,013	576 579,065 1,005	588 591,943 1,007	664 679,387 1,023	430 408,994 951	598 604,788 1,011	747 646,139 865
266 522,886 1,966	226 388,403 1,719	219 432,476 1,975	282 514,700 1,825	140 287,712 2,055	104 248,911 2,393	189 360,519 1,908
22 22,260 1,012	44 44,520 1,012	106 131,985 1,245	106 71,190 672	27 27,300 1,011	44 44,100 1,002	34 39,018 1,148
388 389,676 1,004	401 399,420 996	323 341,397 1,057	402 423,906 1,054	236 249,858 1,059	286 303,030 1,060	318 334,530 1,052
56 14,700 263						
24 39,648 1,652	16 26,329 1,646	24 39,648 1,652	30 49,560 1,652	18 29,736 1,652	6 9,912 1,652	12 19,824 1,652
				16 10,920 683		
6 8,400 1,400						
10,524 6,972,628 663	10,920 8,553,480 783	11,700 9,727,229 831	16,639 17,597,886 1,058	8,859 5,591,638 631	10,180 5,956,813 585	14,063 8,540,615 607

## (3) 塩干・加工品

品目別・出荷地	計	4月	5月	6月	7月	8月
昆布・わかめ	36,789	2,709	3,472	2,909	3,486	2,597
福島	23,175,389	1,772,712	1,932,067	1,827,687	1,995,826	1,730,522
	630	654	556	628	573	666
北海道	3,369	327	219	277	330	219
	7,985,661	708,698	591,823	616,770	551,187	499,181
	2,370	2,167	2,702	2,227	1,670	2,279
青森	633	43	51	38	47	48
	1,187,965	82,215	94,815	74,655	92,190	93,450
	1,877	1,912	1,859	1,965	1,961	1,947
岩手	188	30	15	30	15	15
	392,706	58,276	29,138	58,276	29,138	29,138
	2,089	1,943	1,943	1,943	1,943	1,943
宮城	51,856	4,285	4,557	4,277	4,374	4,417
	30,558,980	2,750,043	2,553,636	2,325,098	2,520,697	2,739,936
	589	642	560	544	576	620
栃木	35	3	15	1		1
	78,372	8,190	23,772	2,730		2,730
	2,239	2,730	1,585	2,730		2,730
群馬	28,214	3,198	2,009	1,767	1,824	1,728
	15,893,588	1,037,933	1,095,676	982,156	987,975	992,531
	563	325	545	556	542	574
埼玉	713	81	40	54	72	30
	497,196	33,516	22,302	47,712	47,628	35,658
	697	414	558	884	662	1,189
千葉	37		2	2	3	4
	93,870		5,250	5,250	7,875	10,500
	2,537		2,625	2,625	2,625	2,625
東京	4,163	253	181	198	180	167
	8,177,036	484,042	360,444	344,925	351,645	294,630
	1,964	1,913	1,991	1,742	1,954	1,764
新潟	56	3		3	6	
	269,704	16,065		16,065	32,130	
	4,816	5,355		5,355	5,355	
富山	105	5				10
	311,850	7,245				14,490
	2,970	1,449				1,449
石川	240	36	31	21	15	18
	525,822	71,301	59,114	44,129	38,798	42,341
	2,191	1,981	1,907	2,101	2,587	2,352
福井	59				4	
	219,240				11,340	
	3,716				2,835	
岐阜	82		10	14	12	16
	81,690		13,440	18,270	16,380	11,340
	996		1,344	1,305	1,365	709
静岡	895	84	90	66	66	66
	1,129,653	93,450	102,375	72,555	70,980	70,560
	1,262	1,113	1,138	1,099	1,075	1,069
愛知	9,727	1,009	1,069	839	1,481	780
	3,135,429	294,087	364,281	313,775	453,080	258,680
	322	291	341	374	306	332
三重	445	18	34	39	40	19
	1,623,645	68,041	137,865	128,205	138,811	70,508
	3,649	3,780	4,055	3,287	3,470	3,711
兵庫	2,349	267	226	170	242	173
	5,526,314	654,989	535,371	409,526	588,184	411,953
	2,353	2,453	2,369	2,409	2,431	2,381
広島	54	12		6	6	6
	85,050	18,900		9,450	9,450	9,450
	1,575	1,575		1,575	1,575	1,575
愛媛	84					
	207,659					
	2,472					
福岡	144	6	6	12	18	18
	382,788	15,750	15,750	31,500	47,250	47,250
	2,658	2,625	2,625	2,625	2,625	2,625

上段：数量=kg  
 单位 中断：金額=円  
 下段：単価=円

9月	10月	11月	12月	1月	2月	3月
3,705 2,121,171 573	2,599 1,670,931 643	2,538 1,795,318 707	3,086 2,476,032 802	2,503 1,643,290 657	3,539 1,892,831 535	3,646 2,317,002 635
168 413,826 2,463	314 776,492 2,473	437 1,045,276 2,392	691 1,871,531 2,708	95 221,918 2,336	128 293,528 2,293	164 395,431 2,411
51 98,595 1,933	54 116,918 2,165	83 127,683 1,538	57 125,319 2,199	69 101,063 1,465	43 84,630 1,968	49 96,432 1,968
15 29,138 1,943	7 37,485 5,355	31 63,841 2,059		15 29,138 1,943	15 29,138 1,943	
3,541 2,029,805 573	3,862 2,353,967 610	5,201 2,882,166 554	6,833 4,811,669 704	2,766 1,323,553 479	2,893 1,530,409 529	4,850 2,738,001 565
2 5,460 2,730	2 5,460 2,730	1 2,730 2,730	4 10,920 2,730	1 2,730 2,730	2 5,460 2,730	3 8,190 2,730
1,756 943,023 537	2,550 1,670,256 655	1,905 1,781,173 935	2,751 2,916,259 1,060	2,422 1,203,223 497	2,446 931,114 381	3,858 1,352,269 351
56 47,166 842	36 23,394 650	52 40,950 788	90 56,490 628	70 47,334 676	74 41,118 556	58 53,928 930
	6 12,495 2,083	2 5,250 2,625	14 36,750 2,625	2 5,250 2,625		2 5,250 2,625
150 259,560 1,730	385 761,671 1,978	387 763,455 1,973	1,766 3,658,221 2,071	107 232,974 2,177	137 279,615 2,041	252 385,854 1,531
9 35,249 3,917	6 32,130 5,355	6 32,130 5,355	9 48,195 5,355	11 36,950 3,359	3 20,790 6,930	
1 0 0	1 0 0		85 277,515 3,265			3 12,600 4,200
16 35,411 2,213	21 51,293 2,443	32 64,680 2,021	23 54,521 2,370	9 21,997 2,444	9 20,318 2,258	9 21,919 2,435
5 18,900 3,780	15 56,700 3,780	15 56,700 3,780	5 18,900 3,780		5 18,900 3,780	10 37,800 3,780
9 7,560 840	21 14,700 700					
84 108,360 1,290	96 120,750 1,258	53 72,240 1,363	117 141,540 1,210	52 83,433 1,604	49 71,820 1,466	72 121,590 1,689
670 194,052 290	677 226,498 335	646 258,156 400	726 268,152 369	520 136,219 262	596 168,936 283	714 199,513 279
37 143,430 3,876	55 210,315 3,824	63 213,702 3,392	97 326,550 3,366	6 34,545 5,758	26 89,985 3,461	11 61,688 5,608
153 345,674 2,259	132 316,527 2,398	181 425,893 2,353	170 390,248 2,296	175 411,300 2,350	185 410,265 2,218	275 626,384 2,278
		6 9,450 1,575	12 18,900 1,575			6 9,450 1,575
	25 49,508 1,980	9 29,736 3,304	7 19,824 2,832	20 34,251 1,713	8 29,736 3,717	15 44,604 2,974
36 99,288 2,758	6 15,750 2,625	12 31,500 2,625	6 15,750 2,625	6 15,750 2,625	12 31,500 2,625	6 15,750 2,625

### (3) 塩干・加工品

品目別・出荷地	計	4月	5月	6月	7月	8月
昆布・わかめ	450	30	40	20	30	10
熊本	275,520	18,900	23,940	11,760	17,640	5,880
	612	630	599	588	588	588
ハム・ソーセージ	121		6	12	6	4
合計	158,876		7,938	15,876	8,820	2,646
平均単価	1,313		1,323	1,323	1,470	662
福島	85		6	12	6	4
	98,406		7,938	15,876	8,820	2,646
	1,158		1,323	1,323	1,470	662
宮城	25					
	45,675					
	1,827					
新潟	11					
	14,795					
	1,345					
その他	153,515	15,232	14,008	13,627	14,312	13,458
合計	164,689,126	15,323,387	13,653,837	13,446,269	15,011,214	14,626,664
平均単価	1,073	1,006	975	987	1,049	1,087
福島	8,204	1,085	1,215	1,031	1,118	1,103
	10,169,680	1,288,355	1,366,196	1,134,865	1,327,699	1,226,102
	1,240	1,187	1,124	1,101	1,188	1,112
北海道	1,886	151	49	45	163	202
	3,239,707	302,802	91,331	104,126	249,110	273,969
	1,718	2,005	1,864	2,314	1,528	1,356
青森	5,687	594	528	466	470	597
	7,869,416	661,900	622,349	580,672	625,691	793,696
	1,384	1,114	1,179	1,246	1,331	1,329
岩手	592	26	39	22	97	55
	8,872,039	334,110	578,340	338,940	1,470,210	833,091
	14,987	12,850	14,829	15,406	15,157	15,147
宮城	66,413	7,501	6,583	6,631	6,766	5,403
	76,229,965	7,967,579	6,716,541	6,927,328	6,788,064	6,535,261
	1,148	1,062	1,020	1,045	1,003	1,210
秋田	13					
	16,443					
	1,265					
山形	11,510	1,037	1,015	953	904	1,090
	3,363,600	283,638	256,622	263,110	270,313	260,926
	292	274	253	276	299	239
茨城	1,981	150	225	92	82	200
	4,087,714	307,411	309,773	235,090	199,454	415,115
	2,063	2,049	1,377	2,555	2,432	2,076
栃木	20	10				
	32,596	18,420				
	1,630	1,842				
埼玉	96	8	8	24	8	24
	148,176	20,160	16,800	27,216	18,480	27,216
	1,544	2,520	2,100	1,134	2,310	1,134
千葉	28,372	2,454	2,317	2,330	2,283	2,630
	17,257,349	1,383,902	1,192,622	1,215,743	1,369,946	1,716,782
	608	564	515	522	600	653
東京	3,391	83	205	220	272	111
	4,646,425	209,329	314,647	442,612	390,185	330,200
	1,370	2,522	1,535	2,012	1,435	2,975
神奈川	1,354	31			286	20
	1,869,446	25,751			223,545	64,050
	1,381	831			782	3,203
新潟	9,972	842	794	702	769	942
	11,631,613	1,090,967	990,926	945,390	924,106	1,060,893
	1,166	1,296	1,248	1,347	1,202	1,126
福井	180	16	24	16	16	16
	255,255	22,680	34,020	22,680	22,680	22,680
	1,418	1,418	1,418	1,418	1,418	1,418
山梨	15				0	
	18,270				3,150	
	1,218				0	



上段：数量=kg  
 单位 中断：金額=円  
 下段：単価=円

9月	10月	11月	12月	1月	2月	3月
60 36,960 616	50 30,240 605	40 25,200 630	90 54,600 607	10 6,720 672	10 6,720 672	60 36,960 616
7 12,558 1,794		12 15,876 1,323	23 28,340 1,232		12 11,214 935	39 55,608 1,426
6 7,938 1,323		12 15,876 1,323	12 13,545 1,129		12 11,214 935	15 14,553 970
1 4,620 4,620						24 41,055 1,711
			11 14,795 1,345			
10,771 11,565,892 1,074	10,958 12,176,532 1,111	11,832 13,271,189 1,122	15,138 18,233,600 1,204	12,290 13,256,693 1,079	9,662 10,362,166 1,072	12,227 13,761,683 1,126
276 319,501 1,158	186 244,232 1,313	324 417,881 1,290	562 827,164 1,472	583 946,818 1,624	296 451,379 1,525	425 619,488 1,458
160 347,271 2,170	322 501,976 1,559	321 502,814 1,566	180 410,108 2,278	48 87,184 1,816	109 138,954 1,275	136 230,062 1,692
484 632,902 1,308	423 652,755 1,543	440 557,622 1,267	632 923,711 1,462	351 566,392 1,614	310 514,127 1,658	392 737,599 1,882
22 336,420 15,292	49 753,165 15,371	46 691,426 15,031	110 1,646,610 14,969	72 1,072,260 14,893	20 301,896 15,095	34 515,571 15,164
4,901 6,087,971 1,242	4,732 5,876,485 1,242	4,768 6,053,198 1,270	5,824 7,749,223 1,331	5,137 5,416,587 1,054	3,727 4,444,814 1,193	4,440 5,666,914 1,276
			13 16,443 1,265			
896 266,786 298	829 246,857 298	959 274,043 286	939 254,479 271	944 291,030 308	944 338,690 359	1,000 357,106 357
99 264,694 2,674	86 277,711 3,229	185 439,087 2,373	227 472,730 2,083	128 303,108 2,368	230 367,835 1,599	277 495,706 1,790
	5 7,088 1,418				5 7,088 1,418	
16 29,232 1,827	8 9,072 1,134					
2,069 1,181,767 571	2,114 1,214,504 575	2,354 1,377,559 585	3,214 2,118,533 659	2,173 1,658,790 763	1,873 1,209,128 646	2,561 1,618,073 632
101 203,220 2,012	307 254,009 827	296 455,606 1,539	715 743,810 1,040	188 333,530 1,774	320 255,033 797	573 714,244 1,246
71 122,220 1,721	126 190,260 1,510	179 393,645 2,199	295 219,051 743	105 158,256 1,507	127 260,106 2,048	114 212,562 1,865
647 645,649 998	671 673,627 1,004	855 861,861 1,008	964 1,211,517 1,257	760 791,995 1,042	836 1,072,692 1,283	1,190 1,361,990 1,145
16 22,680 1,418		16 22,680 1,418	32 45,360 1,418	4 5,775 1,444	8 11,340 1,418	16 22,680 1,418
15 15,120 1,008						

### (3) 塩干・加工品

品目別・出荷地	計	4月	5月	6月	7月	8月
その他	2,016	300	141	88	345	249
静岡	1,483,792	268,748	83,160	45,360	242,970	199,553
	736	896	590	515	704	801
愛知	3,341	334	267	319	260	355
	3,128,853	326,025	260,127	283,941	241,416	316,323
	937	976	974	890	929	891
兵庫	1,747	50	100	200		
	1,877,056	68,250	136,500	273,000		
	1,074	1,365	1,365	1,365		
鳥取	5,717	506	408	416	387	408
	7,078,794	617,360	537,933	519,518	480,185	506,418
	1,238	1,220	1,318	1,249	1,241	1,241
広島	15	12			1	
	68,040	17,010			17,010	
	4,536	1,418			17,010	
山口	270	8		16		47
	306,486	10,500		8,768		36,320
	1,135	1,313		548		773
愛媛	671	32	80	56	65	6
	895,611	63,840	111,300	77,910	112,350	8,069
	1,335	1,995	1,391	1,391	1,728	1,345
長崎	52	2	10		20	
	142,800	34,650	34,650		34,650	
	2,746	17,325	3,465		1,733	

上段：数量=kg  
 单位 中断：金額=円  
 下段：単価=円

9月	10月	11月	12月	1月	2月	3月
158	65	135	130	162	86	157
106,533	38,325	79,906	76,650	176,056	53,970	112,561
674	590	592	590	1,087	628	717
263	281	232	469	114	211	236
255,528	250,299	213,318	439,236	102,186	213,948	226,506
972	891	919	937	896	1,014	960
10	200	100	236	801		50
14,175	297,150	147,000	347,445	522,661		70,875
1,418	1,486	1,470	1,472	653		1,418
430	488	499	554	541	485	595
539,251	605,227	616,593	670,262	656,319	598,841	730,887
1,254	1,240	1,236	1,210	1,213	1,235	1,228
			1			1
			17,010			17,010
			17,010			17,010
53	18	19	15	29	59	6
37,632	17,010	52,290	3,938	21,504	100,065	18,459
710	945	2,752	263	742	1,696	3,077
64	48	104	26	150	16	24
98,490	66,780	114,660	40,320	146,242	22,260	33,390
1,539	1,391	1,103	1,551	975	1,391	1,391
20						
38,850						
1,943						

市の鳥 **かもめ**  
(平成8年10月1日制定)



市制施行 30 周年を記念して制定されました。  
かもめは身近な海鳥として、ひろく一般に知られています。  
本市には約 60 キロメートルにわたる美しい海岸線があり、市のイメージに最もふさわしい鳥です。