

第3 水産物部

1 平成23年度概況

(1) 総取扱高

本年度は東日本大震災、および東京電力福島第一原子力発電所の事故に伴う近海漁の操業自粛や風評被害等の影響により、取扱数量・金額とも激減し、総取扱数量は14,194,940 kgで前年度対比78.8%、総取扱金額は11,643,723,160円で前年度対比82.8%となった。

一ヶ月平均取扱数量は1,182,912 kgで、最高は12月の1,569,015 kg、最低は4月の907,633 kgであった。

本年度の開市日数は276日であり、一日平均取扱数量は51,431 kg、最高は12月29日の118,154 kgで、最低は4月20日の20,093 kgであった。また、一日平均取扱金額は42,187,403円で、最高は12月29日の122,069,325円、最低は4月20日の14,679,005円であった。

種別取扱数量では、鮮魚は6,671,325 kgで前年度対比74.6%、冷凍魚は3,563,595 kgで前年度対比82.3%、塩干・加工品は3,960,020 kgで前年度対比83.5%となっている。

また、種別取扱金額では、鮮魚は4,849,245,111円で前年度対比77.2%、冷凍魚は3,032,115,436円で前年度対比89.5%、塩干・加工品は3,762,362,613円で前年度対比85.4%となっている。

(2) 出荷地別取扱状況

順位	取扱数量		取扱金額	
	出荷地	割合	出荷地	割合
1	宮城	20.5	宮城	19.1
2	千葉	14.5	東京	16.6
3	東京	12.8	福島	13.1
4	福島	12.3	千葉	11.5
5	北海道	6.5	北海道	7.6
6	青森	6.4	青森	5.6
7	茨城	5.7	茨城	5.0
8	岩手	2.8	静岡	3.6
9	静岡	2.8	新潟	2.2
10	新潟	2.4	岩手	1.8
11	愛知	1.6	沖縄	1.3
12	神奈川県	1.1	愛知	1.2
13	沖縄	1.1	福岡	1.2
14	愛媛	0.9	兵庫	1.1
15	福岡	0.8	三重	0.9
	計	92.2	計	91.8

(3) kgあたりの平均単価

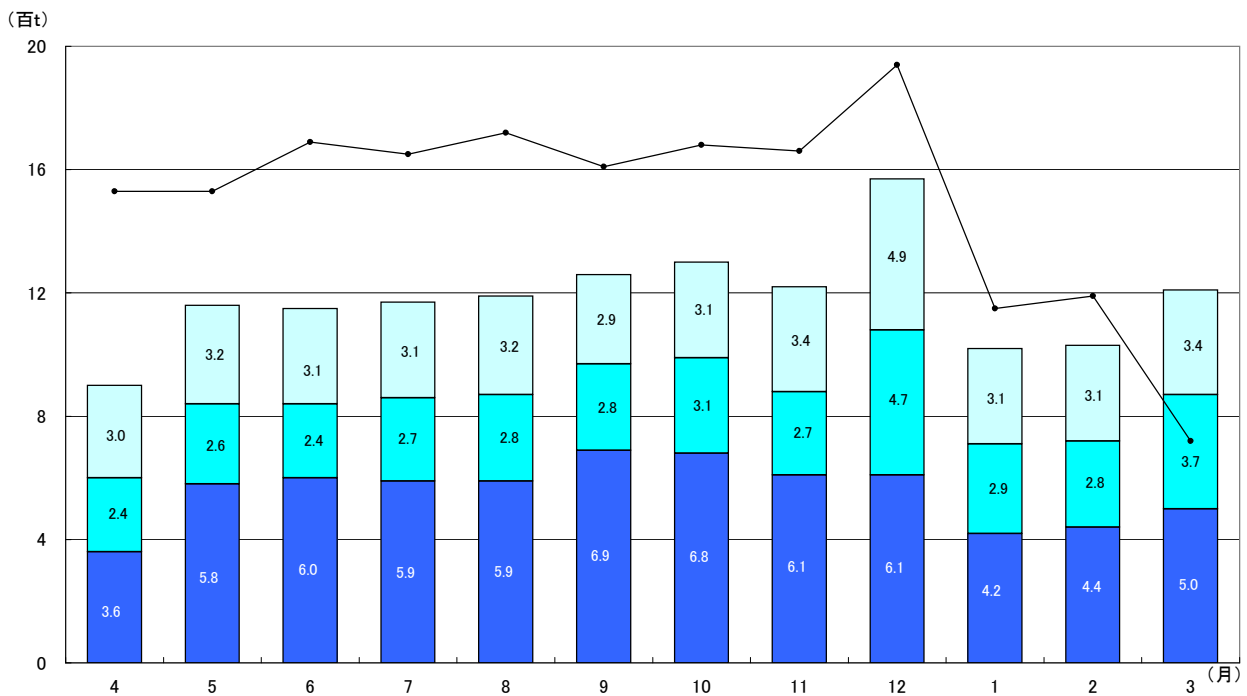
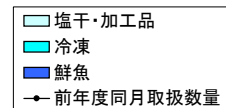
本年度の総平均価格は820円で前年度対比105.1%、種別にみると鮮魚は727円で前年度対比103.6%、冷凍魚は851円で前年度対比108.8%、塩干・加工品は950円で前年度対比102.3%となっている。

2 取扱概況

(1) 総括表

区分		合計	4月	5月	6月	7月	8月
開市日数		276日	24日	22日	22日	22日	24日
合計	年間取扱高	数量 14,194,940 金額 11,643,723,160 単価 820	907,633 721,700,004 795	1,160,530 847,672,085 730	1,150,581 863,969,961 751	1,176,927 993,287,944 844	1,190,952 1,033,000,592 867
	一日平均取扱高	数量 51,431 金額 42,187,403	37,818 30,070,834	52,751 38,530,549	52,299 39,271,362	53,497 45,149,452	49,623 43,041,691
鮮魚	数量	6,671,325	360,658	581,298	599,792	590,167	589,739
	金額	4,849,245,111	267,601,977	371,544,241	379,617,604	394,766,834	471,336,560
	単価	727	742	639	633	669	799
冷凍	数量	3,563,595	243,905	260,059	236,569	273,802	279,177
	金額	3,032,115,436	196,484,683	207,719,797	200,439,134	278,173,989	257,285,868
	単価	851	806	799	847	1,016	922
塩干・加工品	数量	3,960,020	303,070	319,173	314,220	312,958	322,036
	金額	3,762,362,613	257,613,344	268,408,047	283,913,223	320,347,121	304,378,164
	単価	950	850	841	904	1,024	945

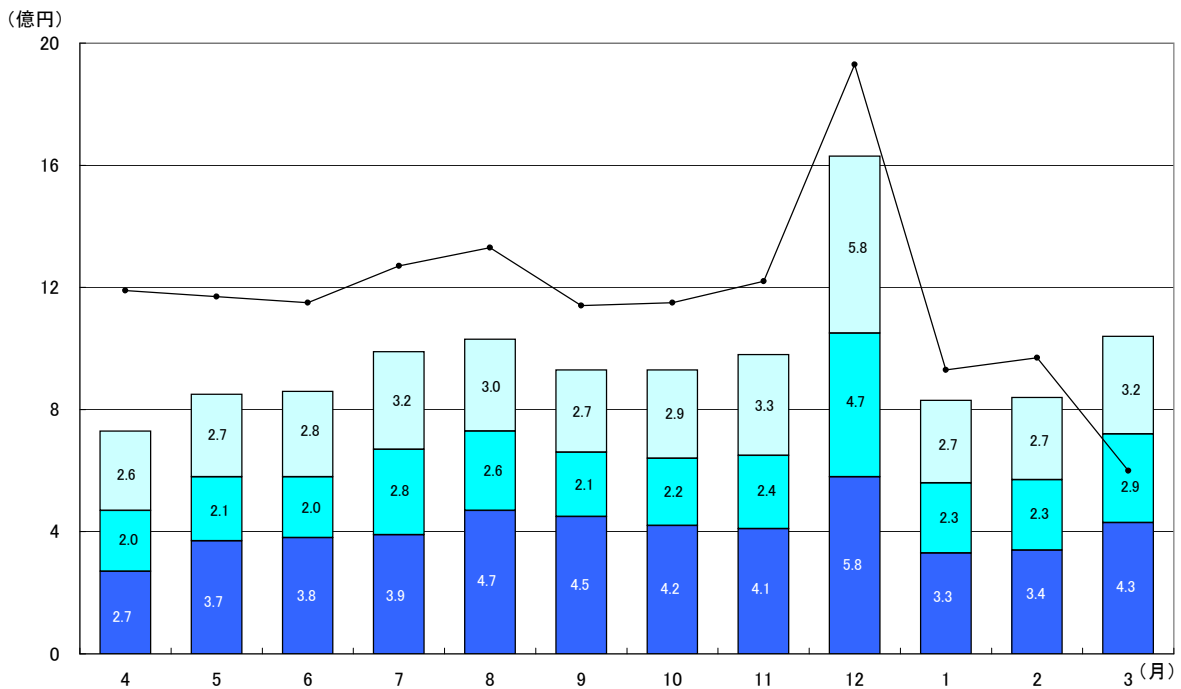
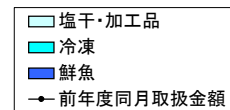
ア 月別取扱数量推移図



単位：数量…kg／金額・単価…円

9 月	10 月	11 月	12 月	1 月	2 月	3 月
22 日	24 日	23 日	25 日	21 日	23 日	24 日
1,264,641	1,298,240	1,224,139	1,569,015	1,019,113	1,029,409	1,203,760
929,095,281	920,014,333	986,216,970	1,631,630,537	833,490,489	847,370,402	1,036,274,562
735	709	806	1,040	818	823	861
57,484	54,093	53,223	62,761	48,529	44,757	50,157
42,231,604	38,333,931	42,878,999	65,265,221	39,690,023	36,842,191	43,178,107
693,057	677,684	609,541	613,646	416,865	443,448	495,430
450,781,691	417,351,085	414,958,823	577,659,040	333,991,339	343,822,707	425,813,210
650	616	681	941	801	775	859
283,710	313,308	272,497	466,333	290,276	275,636	368,323
209,123,553	216,978,048	238,012,915	474,260,268	232,406,106	229,845,236	291,385,839
737	693	873	1,017	801	834	791
287,874	307,248	342,101	489,036	311,972	310,325	340,007
269,190,037	285,685,200	333,245,232	579,711,229	267,093,044	273,702,459	319,075,513
935	930	974	1,185	856	882	938

イ 月別取扱金額推移図



(2) 県内・県外別取扱高表

区 分		合 計	4 月	5 月	6 月	7 月	8 月	
合 計	数量	14,194,940	907,633	1,160,530	1,150,581	1,176,927	1,190,952	
	金額	11,643,723,160	721,700,004	847,672,085	863,969,961	993,287,944	1,033,000,592	
小 計	県 内	数量	1,751,586	102,627	138,445	134,747	137,222	127,032
		金額	1,523,818,557	76,669,584	100,880,912	112,036,980	140,713,703	128,496,734
	県 外	数量	12,443,354	805,006	1,022,085	1,015,834	1,039,705	1,063,920
		金額	10,119,904,603	645,030,420	746,791,173	751,932,981	852,574,241	904,503,858
鮮 魚	県 内	数量	579,046	22,864	35,531	51,103	46,496	36,645
		金額	397,235,593	16,199,997	24,221,395	33,659,791	31,675,971	33,906,064
	県 外	数量	6,092,279	337,794	545,767	548,689	543,671	553,094
		金額	4,452,009,518	251,401,980	347,322,846	345,957,813	363,090,863	437,430,496
冷 凍	県 内	数量	563,462	38,865	53,307	35,556	40,076	47,491
		金額	496,300,025	27,143,554	34,942,343	29,129,258	44,058,616	49,851,540
	県 外	数量	3,000,133	205,040	206,752	201,013	233,726	231,686
		金額	2,535,815,411	169,341,129	172,777,454	171,309,876	234,115,373	207,434,328
塩 干 加工品	県 内	数量	609,078	40,898	49,607	48,088	50,650	42,896
		金額	630,282,939	33,326,033	41,717,174	49,247,931	64,979,116	44,739,130
	県 外	数量	3,350,942	262,172	269,566	266,132	262,308	279,140
		金額	3,132,079,674	224,287,311	226,690,873	234,665,292	255,368,005	259,639,034

(3) 委託・買付別取扱高表

区 分		合 計	4 月	5 月	6 月	7 月	8 月	
合 計	数量	14,194,940	907,633	1,160,530	1,150,581	1,176,927	1,190,952	
	金額	11,643,723,160	721,700,004	847,672,085	863,969,961	993,287,944	1,033,000,592	
小 計	委 託	数量	6,741,537	422,360	622,576	632,543	584,379	547,168
		金額	4,496,515,307	281,637,713	371,572,552	372,674,196	375,050,958	410,463,868
	買 付	数量	7,453,403	485,273	537,954	518,038	592,548	643,784
		金額	7,147,207,853	440,062,291	476,099,533	491,295,765	618,236,986	622,536,724
鮮 魚	委 託	数量	5,191,258	282,017	480,214	500,966	471,588	438,976
		金額	3,344,680,040	190,033,989	275,660,098	281,428,642	285,290,088	326,018,232
	買 付	数量	1,480,067	78,641	101,084	98,826	118,579	150,763
		金額	1,504,565,071	77,567,988	95,884,143	98,188,962	109,476,746	145,318,328
冷 凍	委 託	数量	42,407	2,904	4,324	4,328	3,924	3,586
		金額	27,370,004	2,017,841	2,602,923	2,748,450	2,590,301	2,326,854
	買 付	数量	3,521,188	241,001	255,735	232,241	269,878	275,591
		金額	3,004,745,432	194,466,842	205,116,874	197,690,684	275,583,688	254,959,014
塩 干 加工品	委 託	数量	1,507,872	137,439	138,038	127,249	108,867	104,606
		金額	1,124,465,263	89,585,883	93,309,531	88,497,104	87,170,569	82,118,782
	買 付	数量	2,452,148	165,631	181,135	186,971	204,091	217,430
		金額	2,637,897,350	168,027,461	175,098,516	195,416,119	233,176,552	222,259,382

単位：数量…kg／金額…円

9 月	10 月	11 月	12 月	1 月	2 月	3 月
1,264,641	1,298,240	1,224,139	1,569,015	1,019,113	1,029,409	1,203,760
929,095,281	920,014,333	986,216,970	1,631,630,537	833,490,489	847,370,402	1,036,274,562
128,743	190,434	183,437	214,743	140,247	120,191	133,718
113,510,839	127,241,721	131,935,959	244,496,990	113,800,691	106,007,983	128,026,461
1,135,898	1,107,806	1,040,702	1,354,272	878,866	909,218	1,070,042
815,584,442	792,772,612	854,281,011	1,387,133,547	719,689,798	741,362,419	908,248,101
48,625	104,959	91,483	63,180	26,483	23,510	28,167
34,906,934	46,678,710	41,327,966	62,021,099	25,152,173	20,551,392	26,934,101
644,432	572,725	518,058	550,466	390,382	419,938	467,263
415,874,757	370,672,375	373,630,857	515,637,941	308,839,166	323,271,315	398,879,109
38,434	40,917	41,996	65,426	59,163	51,268	50,963
33,582,921	35,242,112	35,279,914	74,363,666	43,920,004	40,852,834	47,933,263
245,276	272,391	230,501	400,907	231,113	224,368	317,360
175,540,632	181,735,936	202,733,001	399,896,602	188,486,102	188,992,402	243,452,576
41,684	44,558	49,958	86,137	54,601	45,413	54,588
45,020,984	45,320,899	55,328,079	108,112,225	44,728,514	44,603,757	53,159,097
246,190	262,690	292,143	402,899	257,371	264,912	285,419
224,169,053	240,364,301	277,917,153	471,599,004	222,364,530	229,098,702	265,916,416

単位：数量…kg／金額…円

9 月	10 月	11 月	12 月	1 月	2 月	3 月
1,264,641	1,298,240	1,224,139	1,569,015	1,019,113	1,029,409	1,203,760
929,095,281	920,014,333	986,216,970	1,631,630,537	833,490,489	847,370,402	1,036,274,562
678,317	665,998	582,704	588,714	444,075	469,726	502,977
410,808,149	383,040,464	374,838,880	498,638,050	309,359,669	324,244,374	384,186,434
586,324	632,242	641,435	980,301	575,038	559,683	700,783
518,287,132	536,973,869	611,378,090	1,132,992,487	524,130,820	523,126,028	652,088,128
565,303	543,268	457,095	421,699	310,864	344,493	374,775
329,360,083	295,654,882	282,870,001	345,060,330	216,174,522	231,567,969	285,561,204
127,754	134,416	152,446	191,947	106,001	98,955	120,655
121,421,608	121,696,203	132,088,822	232,598,710	117,816,817	112,254,738	140,252,006
3,241	4,173	2,785	4,606	2,420	2,360	3,756
1,955,343	2,789,285	1,707,418	3,081,378	1,692,826	1,534,006	2,323,379
280,469	309,135	269,712	461,727	287,856	273,276	364,567
207,168,210	214,188,763	236,305,497	471,178,890	230,713,280	228,311,230	289,062,460
109,773	118,557	122,824	162,409	130,791	122,873	124,446
79,492,723	84,596,297	90,261,461	150,496,342	91,492,321	91,142,399	96,301,851
178,101	188,691	219,277	326,627	181,181	187,452	215,561
189,697,314	201,088,903	242,983,771	429,214,887	175,600,723	182,560,060	222,773,662

3 種別・出荷地別取扱高表

種別 出荷地別	合計		鮮魚		冷凍		塩干・加工品	
	数量	金額	数量	金額	数量	金額	数量	金額
北海道	915,915	886,038,314	641,930	578,621,571	82,091	63,670,529	191,894	243,746,214
青森	896,532	653,740,942	586,250	356,692,540	109,512	73,178,361	200,770	223,870,041
岩手	403,172	209,943,794	391,562	174,559,889	2,848	3,902,031	8,762	31,481,874
宮城	2,906,504	2,235,774,988	648,310	396,222,142	1,240,154	953,783,627	1,018,040	885,769,219
秋田	59,027	36,459,442	36,488	21,492,265	13,505	6,861,803	9,034	8,105,374
山形	51,581	24,873,234	11,459	7,815,743	26	22,377	40,096	17,035,114
福島	1,742,294	1,512,834,290	561,323	387,496,750	570,984	498,429,034	609,987	626,908,506
茨城	812,592	582,912,425	296,195	195,371,750	130,352	126,886,755	386,045	260,653,920
栃木	12,132	8,663,513	690	1,482,411	524	2,546,460	10,918	4,634,642
群馬	86,657	57,962,470	339	573,668	7,364	7,667,641	78,954	49,721,161
埼玉	21,845	17,680,266	6,087	3,228,069	4,504	3,541,695	11,254	10,910,502
千葉	2,068,569	1,347,816,690	1,644,820	986,545,039	125,491	86,901,815	298,258	274,369,836
東京	1,814,797	1,934,261,429	539,378	747,759,558	985,596	785,098,740	289,823	401,403,131
神奈川	150,783	106,565,041	69,322	30,580,562	19,511	20,434,260	61,950	55,550,219
新潟	341,782	254,436,911	55,259	32,654,062	3,496	4,171,162	283,027	217,611,687
富山	40,355	19,379,214	39,086	17,183,810			1,269	2,195,404
石川	5,493	6,292,368	2,298	1,838,919	344	535,080	2,851	3,918,369
福井	24,651	15,213,477	6,127	4,111,081			18,524	11,102,396
山梨	1,209	1,860,905	32	311,031			1,177	1,549,874
長野	82	430,920			80	403,200	2	27,720
岐阜	8,937	9,351,388			8,782	9,091,859	155	259,529
静岡	391,735	418,282,565	138,763	85,825,271	136,414	221,606,122	116,558	110,851,172
愛知	229,906	144,487,816	68,040	44,739,176	853	624,946	161,013	99,123,694
三重	110,343	109,240,623	32,626	28,512,320	67,467	68,471,427	10,250	12,256,876
滋賀	1,451	867,817					1,451	867,817
京都	6,641	7,295,927	6,621	7,281,227	20	14,700		
大阪	53,644	70,460,653	30,812	29,265,226	22,793	40,835,067	39	360,360
兵庫	102,420	124,633,371	55,626	57,539,424	13,149	19,032,626	33,645	48,061,321
和歌山	954	1,715,449	130	146,224			824	1,569,225
鳥取	13,642	18,815,525	6,538	8,427,293	1,367	3,547,617	5,737	6,840,615
島根	22,187	20,333,179	21,069	18,416,124	25	46,066	1,093	1,870,989
岡山	18,417	12,086,422					18,417	12,086,422
広島	87,974	63,046,331	86,704	60,887,550	100	95,865	1,170	2,062,916
山口	61,284	58,649,470	28,409	31,122,134	1	0	32,874	27,527,336
香川	9,149	17,078,384	41	122,315	7,877	15,376,280	1,231	1,579,789
愛媛	121,625	108,629,295	119,368	103,993,801	225	326,760	2,032	4,308,734
高知	13	27,983					13	27,983
福岡	118,531	137,175,711	68,036	37,112,105	2,146	3,590,695	48,349	96,472,911
佐賀	34,152	23,922,149	33,832	23,770,949	320	151,200		
長崎	60,985	69,144,497	57,270	60,163,703	3,503	8,376,991	212	603,803

単位:数量…kg/金額…円

種別 出荷地別	合 計		鮮 魚		冷 凍		塩干・加工品	
	数 量	金 額	数 量	金 額	数 量	金 額	数 量	金 額
熊本	89,318	61,470,240	89,038	61,308,120			280	162,120
大分	50,320	29,594,095	48,278	24,690,297			2,042	4,903,798
宮崎	47,119	32,266,614	46,449	31,795,269	670	471,345		
鹿児島	48,003	39,929,068	48,003	39,929,068				
沖縄	150,218	152,077,955	148,717	149,656,655	1,501	2,421,300		
総計	14,194,940	11,643,723,160	6,671,325	4,849,245,111	3,563,595	3,032,115,436	3,960,020	3,762,362,613
平均単価		820		727		851		950

4 品目別取扱高順位表

(1) 鮮魚

数量 順位	品目	数量(kg)	比率(%)	金額 順位	金額	比率(%)	平均単価
1	かつお	1,286,603	19.3%	2	685,996,504	14.1%	533
2	さんま	758,679	11.4%	4	308,293,924	6.4%	406
3	めばち	672,721	10.1%	1	697,373,460	14.4%	1,037
4	いか類	484,592	7.3%	7	228,531,650	4.7%	472
5	はまち	359,873	5.4%	5	246,096,272	5.1%	684
6	かれい類	321,052	4.8%	6	238,884,114	4.9%	744
7	まぐろ	227,664	3.4%	3	352,777,020	7.3%	1,550
8	たい	199,834	3.0%	8	181,634,400	3.7%	909
9	あじ	179,051	2.7%	12	96,248,444	2.0%	538
10	たこ類	164,982	2.5%	9	172,525,255	3.6%	1,046
11	さば類	159,206	2.4%	23	42,948,340	0.9%	270
12	あさり	137,382	2.1%	14	85,647,611	1.8%	623
13	いわし	121,942	1.8%	22	45,079,467	0.9%	370
14	しじみ	116,804	1.8%	17	69,024,036	1.4%	591
15	たら類	112,341	1.7%	24	41,695,518	0.9%	371
16	あんこう	93,285	1.4%	15	82,292,053	1.7%	882
17	かき	84,470	1.3%	16	71,043,916	1.5%	841
18	さけ	75,885	1.1%	19	60,990,063	1.3%	804
19	ほたて	68,514	1.0%	20	59,782,915	1.2%	873
20	わかめ	67,040	1.0%	25	41,226,793	0.9%	615
21	きちじ	64,959	1.0%	11	102,799,209	2.1%	1,583
22	ほっき	64,048	1.0%	26	35,044,923	0.7%	547
23	かに類	58,181	0.9%	13	85,970,351	1.8%	1,478
24	ひらめ	54,770	0.8%	18	65,672,631	1.4%	1,199
25	どんこ	53,495	0.8%	31	18,149,663	0.4%	339
26	すずき	42,249	0.6%	29	24,363,148	0.5%	577
27	はまぐり	28,575	0.4%	32	17,311,002	0.4%	606
28	きわだ	25,265	0.4%	28	25,262,231	0.5%	1,000
29	えび類	22,651	0.3%	21	45,372,855	0.9%	2,003
30	うに類	22,509	0.3%	10	157,083,110	3.2%	6,979

数量 順位	品目	数量(kg)	比率(%)	金額 順位	金額	比率(%)	平均単価
31	こんぶ	18,787	0.3%	33	10,128,682	0.2%	539
32	ほうぼう類	10,231	0.2%	38	5,149,217	0.1%	503
33	かじき類	8,368	0.1%	37	5,177,178	0.1%	619
34	さざえ	6,293	0.1%	34	6,576,801	0.1%	1,045
35	あわび	5,703	0.1%	27	33,018,389	0.7%	5,790
36	貝焼	5,405	0.1%	30	20,104,720	0.4%	3,720
37	めめけ類	4,514	0.1%	36	5,997,304	0.1%	1,329
38	にしん	4,433	0.1%	43	1,669,085	0.0%	377
39	いしもち	4,422	0.1%	44	1,595,023	0.0%	361
40	ます	3,772	0.1%	42	2,333,531	0.0%	619
41	あゆ	3,663	0.1%	39	5,008,978	0.1%	1,367
42	はたはた	3,404	0.1%	45	1,295,114	0.0%	380
43	このしろ	3,324	0.0%	40	3,561,879	0.1%	1,072
44	しらうお	1,886	0.0%	41	2,641,752	0.1%	1,401
45	どじょう(うなぎ)	1,552	0.0%	35	6,438,435	0.1%	4,148
46	なまこ	650	0.0%	46	776,710	0.0%	1,195
47	解凍ばち	15	0.0%	47	13,031	0.0%	869
1	その他鮮魚	258,845	3.9%	1	185,889,087	3.8%	718
2	その他藻類	94,947	1.4%	3	55,199,452	1.1%	581
3	その他貝類	87,935	1.3%	2	94,187,679	1.9%	1,071
4	その他	14,554	0.2%	4	17,362,186	0.4%	1,193
	鮮魚計	6,671,325	100.0%		4,849,245,111	100.0%	727

(2) 冷凍

数量 順位	品目	数量(kg)	比率(%)	金額 順位	金額	比率(%)	平均単価
1	冷赤魚	499,287	14.0%	3	260,103,870	8.6%	521
2	冷ほっけ	418,044	11.7%	7	162,619,401	5.4%	389
3	冷かれい	282,616	7.9%	8	132,567,066	4.4%	469
4	冷えび	237,623	6.7%	1	361,977,471	11.9%	1,523
5	冷いか	232,261	6.5%	9	98,177,747	3.2%	423

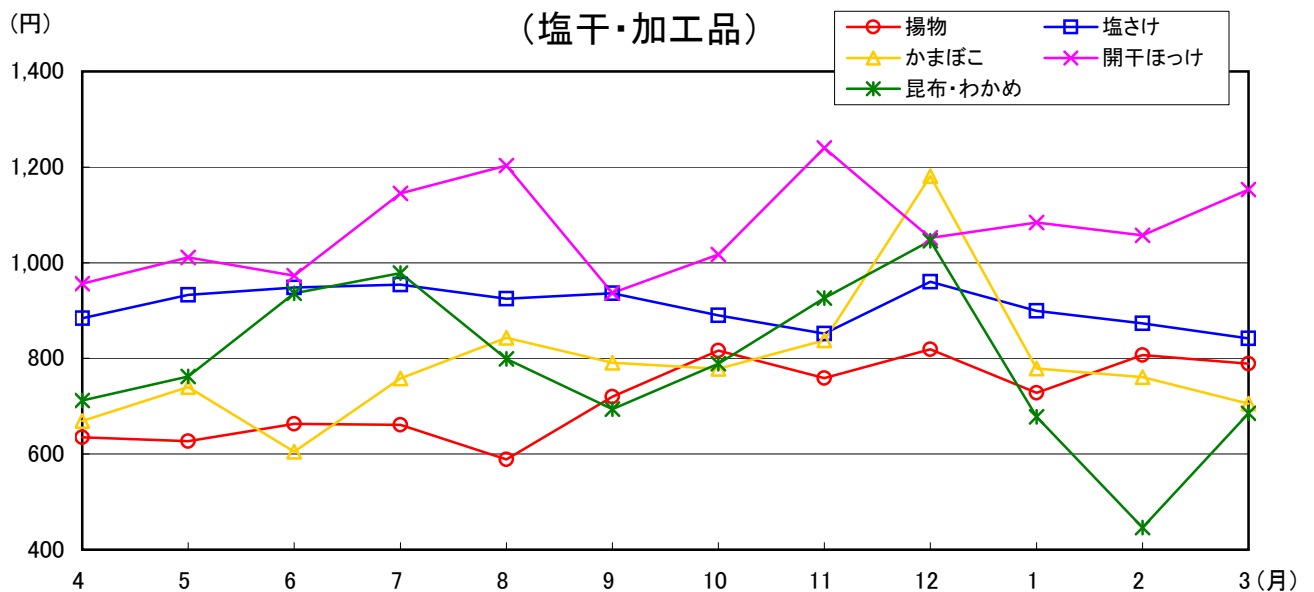
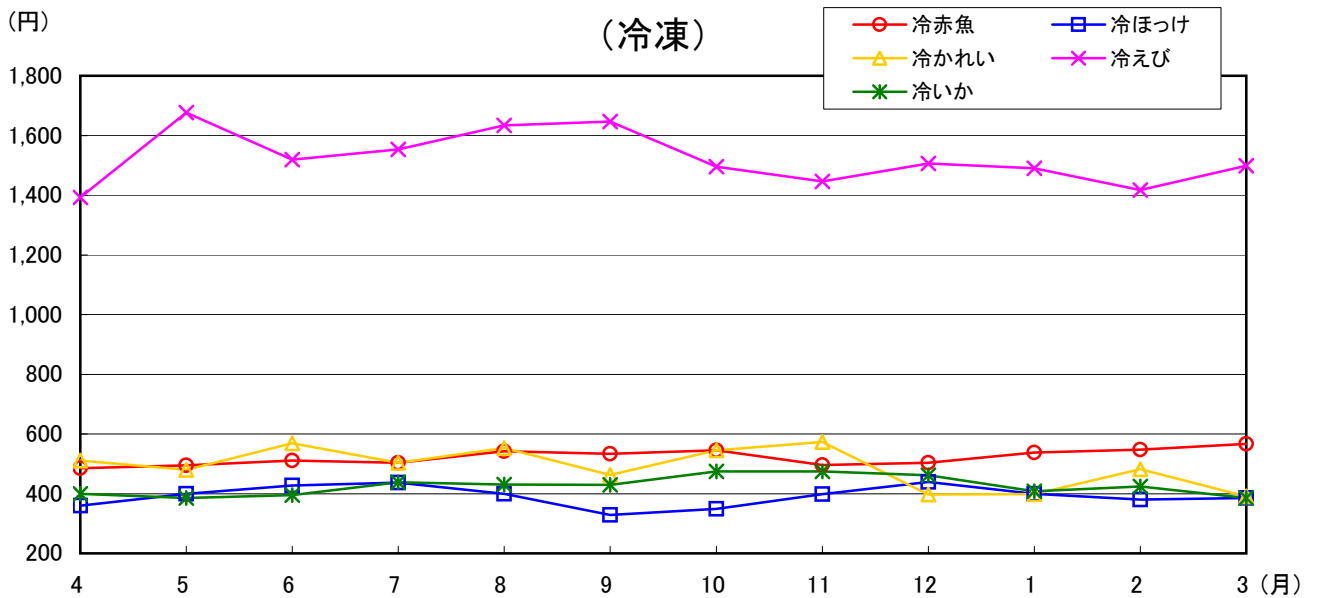
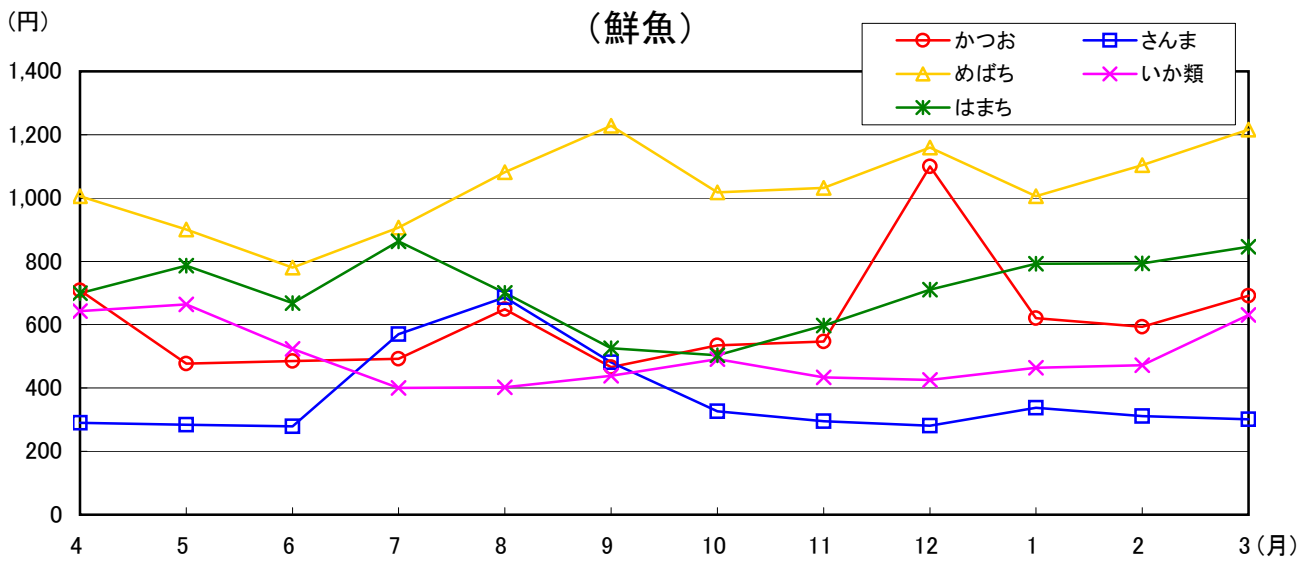
数量 順位	品目	数量(kg)	比率(%)	金額 順位	金額	比率(%)	平均単価
6	冷さば	213,874	6.0%	11	82,334,141	2.7%	385
7	冷さんま	199,518	5.6%	16	40,739,755	1.3%	204
8	冷かつお	198,670	5.6%	6	178,706,151	5.9%	900
9	冷凍めばち	162,801	4.6%	2	282,409,007	9.3%	1,735
10	冷凍まぐろ類	115,541	3.2%	5	198,674,931	6.6%	1,720
11	冷かに	107,059	3.0%	4	237,565,383	7.8%	2,219
12	冷さけ	72,127	2.0%	12	60,570,098	2.0%	840
13	冷ほたて	71,799	2.0%	10	83,689,229	2.8%	1,166
14	冷たい	62,504	1.8%	15	42,486,408	1.4%	680
15	冷きんき	44,730	1.3%	17	35,683,192	1.2%	798
16	冷ます	39,748	1.1%	13	46,964,986	1.5%	1,182
17	冷あじ	30,861	0.9%	22	8,315,474	0.3%	269
18	冷たら	29,321	0.8%	14	42,641,896	1.4%	1,454
19	冷凍かじき類	23,389	0.7%	18	17,764,550	0.6%	760
20	冷さわら	16,716	0.5%	19	10,015,210	0.3%	599
21	冷たこ	13,044	0.4%	20	9,866,791	0.3%	756
22	冷きす	11,390	0.3%	21	9,692,010	0.3%	851
23	冷にしん	10,825	0.3%	26	2,712,610	0.1%	251
24	冷ブロイラー	10,624	0.3%	24	6,338,790	0.2%	597
25	冷凍きわだ	3,184	0.1%	23	6,477,735	0.2%	2,034
26	冷めぬけ	2,869	0.1%	25	2,770,207	0.1%	966
27	冷メルルーサ	1,243	0.0%	30	798,179	0.0%	642
28	冷あゆ	570	0.0%	28	920,325	0.0%	1,615
29	冷くじら	525	0.0%	27	2,076,807	0.1%	3,956
30	冷すりみ	329	0.0%	31	212,237	0.0%	645
31	冷インドまぐろ	315	0.0%	29	828,318	0.0%	2,630
1	冷食品	243,979	6.8%	1	313,673,780	10.3%	1,286
2	その他冷凍	151,394	4.2%	2	200,458,927	6.6%	1,324
3	その他冷貝類	54,815	1.5%	3	91,282,754	3.0%	1,665
	冷凍計	3,563,595	100.0%		3,032,115,436	100.0%	851

(3) 塩干・加工品

数量 順位	品目	数量(kg)	比率(%)	金額 順位	金額	比率(%)	平均単価
1	揚物	495,169	12.5%	2	359,546,883	9.6%	726
2	塩さけ	462,708	11.7%	1	423,634,000	11.3%	916
3	かまぼこ	200,776	5.1%	6	165,291,192	4.4%	823
4	開干ほっけ	159,793	4.0%	5	171,285,701	4.6%	1,072
5	昆布・わかめ	145,628	3.7%	9	115,658,212	3.1%	794
6	生珍味	144,500	3.6%	4	172,846,968	4.6%	1,196
7	塩から	101,989	2.6%	10	90,505,875	2.4%	887
8	切身みりん	87,952	2.2%	16	60,982,916	1.6%	693
9	切身粕	86,496	2.2%	12	82,927,857	2.2%	959
10	助子	85,535	2.2%	7	159,352,454	4.2%	1,863
11	開干あじ	81,180	2.0%	15	64,187,372	1.7%	791
12	筋子	78,642	2.0%	3	195,981,323	5.2%	2,492
13	佃煮・漬物	67,279	1.7%	13	73,327,495	1.9%	1,090
14	ちくわ	61,213	1.5%	18	49,253,065	1.3%	805
15	開干さんま	57,886	1.5%	19	41,199,788	1.1%	712
16	丸干いわし	52,435	1.3%	23	29,817,750	0.8%	569
17	煮干	50,948	1.3%	11	86,237,954	2.3%	1,693
18	するめ	40,094	1.0%	14	69,146,473	1.8%	1,725
19	塩ほっけ	39,467	1.0%	25	22,222,739	0.6%	563
20	切身もろみ	39,305	1.0%	22	32,496,704	0.9%	827
21	いくら	32,043	0.8%	8	128,254,850	3.4%	4,003
22	みりん干	31,534	0.8%	20	38,914,451	1.0%	1,234
23	焼物	24,384	0.6%	24	25,972,180	0.7%	1,065
24	数の子	22,592	0.6%	17	51,528,901	1.4%	2,281
25	身欠にしん	22,104	0.6%	29	15,543,676	0.4%	703
26	開干さば	22,080	0.6%	26	20,399,909	0.5%	924
27	干珍味	18,152	0.5%	21	35,240,120	0.9%	1,941
28	なると	17,764	0.4%	31	14,963,244	0.4%	842
29	塩ます	15,806	0.4%	30	15,307,967	0.4%	968
30	たこ類	13,488	0.3%	28	15,801,810	0.4%	1,172

数量 順位	品目	数量(kg)	比率(%)	金額 順位	金額	比率(%)	平均単価
31	開干きちじ	7,818	0.2%	27	18,042,580	0.5%	2,308
32	切身しょうが	7,680	0.2%	33	7,180,346	0.2%	935
33	丸干さんま	6,984	0.2%	32	8,280,378	0.2%	1,186
34	ハム・ソーセージ	485	0.0%	34	414,691	0.0%	855
1	その他練製品	670,721	16.9%	1	448,009,022	11.9%	668
2	その他	193,386	4.9%	3	156,958,845	4.2%	812
3	その他切身	173,304	4.4%	2	171,786,089	4.6%	991
4	その他干物	140,700	3.6%	4	123,860,833	3.3%	880
	塩干・加工品計	3,960,020	100.0%		3,762,362,613	100.0%	950

5 主要品目月別平均単価推移図



6 種別・出荷地別・月別取扱高表

種別・出荷地	計	4月	5月	6月	7月	8月	
福島	合計	1,742,294	102,627	138,442	125,995	136,706	127,032
	鮮魚	561,323	22,864	35,530	33,381	46,496	36,645
	冷凍魚	387,496,750	16,199,997	24,221,395	23,920,948	31,675,971	33,906,064
	塩干・加工品	570,984	38,865	53,307	43,078	40,076	47,491
	合計	498,429,034	27,143,554	34,942,343	31,258,267	44,058,616	49,851,540
北海道	合計	609,987	40,898	49,605	49,536	50,134	42,896
	鮮魚	626,908,506	33,326,033	41,709,110	49,463,959	61,423,372	44,739,130
	冷凍魚	915,915	47,282	61,004	55,932	53,707	126,835
	塩干・加工品	886,038,314	44,260,251	56,611,644	60,629,805	60,804,889	105,066,009
	合計	641,930	27,755	36,727	32,541	30,718	95,716
青森	合計	578,621,571	22,861,595	30,203,913	31,964,319	36,290,534	82,497,128
	鮮魚	82,091	9,233	7,370	3,548	4,120	7,019
	冷凍魚	63,670,529	6,936,815	5,703,340	4,471,839	3,822,199	4,684,627
	塩干・加工品	191,894	10,294	16,907	19,843	18,869	24,100
	合計	243,746,214	14,461,841	20,704,391	24,193,647	20,692,156	17,884,254
岩手	合計	896,532	59,587	62,433	65,180	77,614	94,300
	鮮魚	653,740,942	42,274,879	47,207,537	48,545,320	50,289,555	62,528,852
	冷凍魚	586,250	36,383	33,944	37,254	50,248	68,833
	塩干・加工品	356,692,540	21,405,033	22,934,822	22,859,828	24,615,082	36,223,665
	合計	109,512	5,671	7,995	7,825	7,919	5,304
宮城	合計	73,178,361	3,622,970	5,010,670	5,649,917	5,619,474	4,601,206
	鮮魚	200,770	17,533	20,494	20,101	19,447	20,163
	冷凍魚	223,870,041	17,246,876	19,262,045	20,035,575	20,054,999	21,703,981
	塩干・加工品	403,172	5,420	8,158	8,122	9,649	15,525
	合計	209,943,794	4,274,484	7,046,697	7,438,999	9,087,000	12,866,811
秋田	合計	391,562	4,795	7,453	7,420	8,995	14,518
	鮮魚	174,559,889	2,821,780	5,106,692	5,058,859	5,361,136	8,672,826
	冷凍魚	2,848	150	140	120	80	20
	塩干・加工品	3,902,031	160,805	155,245	141,225	105,105	50,925
	合計	8,762	475	565	582	574	987
山形	合計	31,481,874	1,291,899	1,784,760	2,238,915	3,620,759	4,143,060
	鮮魚	2,906,504	148,751	169,672	177,638	257,726	218,377
	冷凍魚	2,235,774,988	110,951,449	125,473,966	135,032,395	190,580,307	173,766,447
	塩干・加工品	648,310	7,017	11,841	14,763	88,014	46,168
	合計	396,222,142	5,962,753	9,362,225	13,176,387	42,952,030	30,023,314
茨城	合計	1,240,154	89,199	90,373	90,801	95,615	97,359
	鮮魚	953,783,627	58,321,880	64,324,518	64,905,605	73,875,991	78,110,548
	冷凍魚	1,018,040	52,535	67,458	72,074	74,097	74,850
	塩干・加工品	885,769,219	46,666,816	51,787,223	56,950,403	73,752,286	65,632,585
	合計	59,027	3,929	6,174	4,529	4,378	2,951
山形	合計	36,459,442	2,583,552	3,835,060	3,127,451	3,604,512	2,091,147
	鮮魚	36,488	1,885	4,239	2,621	2,196	834
	冷凍魚	21,492,265	1,416,666	2,641,217	1,634,816	1,389,056	720,114
	塩干・加工品	13,505	1,140	1,080	1,020	1,140	1,380
	合計	6,861,803	578,550	548,100	517,650	578,550	700,350
山形	合計	9,034	904	855	888	1,042	737
	鮮魚	8,105,374	588,336	645,743	974,985	1,636,906	670,683
	冷凍魚	51,581	6,995	5,486	5,561	5,176	4,954
	塩干・加工品	24,873,234	2,801,560	2,134,140	2,343,660	2,745,073	2,499,701
	合計	11,459	1,638	1,381	1,354	1,843	1,509
山形	合計	7,815,743	969,817	857,497	908,643	1,288,037	987,877
	鮮魚	26					
	冷凍魚	22,377					
	塩干・加工品	40,096	5,357	4,105	4,207	3,333	3,445
	合計	17,035,114	1,831,743	1,276,643	1,435,017	1,457,036	1,511,824
茨城	合計	812,592	64,281	75,688	66,214	55,994	59,702
	鮮魚	582,912,425	46,858,768	48,177,651	43,263,616	40,418,040	44,198,496
	冷凍魚	296,195	14,997	32,611	28,421	16,403	14,418
	塩干・加工品	195,371,750	10,897,557	17,976,711	16,449,054	12,961,788	12,135,474
	合計	130,352	10,148	8,465	8,617	10,389	14,719
茨城	合計	126,886,755	9,110,275	9,113,304	8,560,485	9,297,839	13,118,837
	鮮魚	386,045	39,136	34,612	29,176	29,202	30,565
	冷凍魚	260,653,920	26,850,936	21,087,636	18,254,077	18,158,413	18,944,185
	塩干・加工品						
	合計						

9月	10月	11月	12月	1月	2月	3月
128,727	190,429	183,437	214,743	140,247	120,191	133,718
113,488,877	127,237,030	131,935,959	244,496,990	113,800,691	106,007,983	128,026,461
48,625	104,959	91,483	63,180	26,483	23,510	28,167
34,906,934	46,678,710	41,327,966	62,021,099	25,152,173	20,551,392	26,934,101
38,434	40,917	41,996	65,426	59,163	51,268	50,963
33,582,921	35,242,112	35,279,914	74,363,666	43,920,004	40,852,834	47,933,263
41,668	44,553	49,958	86,137	54,601	45,413	54,588
44,999,022	45,316,208	55,328,079	108,112,225	44,728,514	44,603,757	53,159,097
163,991	77,403	72,212	113,766	44,098	48,952	50,733
109,757,232	69,147,189	79,861,322	150,226,524	45,853,820	48,085,015	55,734,614
151,321	61,044	45,445	71,377	29,333	25,736	34,217
94,303,786	49,570,672	46,820,705	90,222,446	30,544,232	27,504,215	35,838,026
2,694	4,058	9,709	10,297	5,493	10,609	7,941
3,871,100	3,815,647	5,835,338	8,035,758	3,889,974	6,140,562	6,463,330
9,976	12,301	17,058	32,092	9,272	12,607	8,575
11,582,346	15,760,870	27,205,279	51,968,320	11,419,614	14,440,238	13,433,258
73,651	76,324	97,055	131,484	50,924	47,806	60,174
48,821,439	55,528,726	60,592,743	105,017,615	40,467,663	42,545,831	49,920,782
52,216	52,182	71,550	87,318	32,512	25,981	37,829
28,741,968	33,047,875	37,817,475	51,385,815	23,790,872	23,948,580	29,921,525
4,897	7,033	9,913	20,640	9,178	11,834	11,303
2,615,358	3,701,145	6,028,491	18,316,866	5,036,460	6,856,175	6,119,629
16,538	17,109	15,592	23,526	9,234	9,991	11,042
17,464,113	18,779,706	16,746,777	35,314,934	11,640,331	11,741,076	13,879,628
113,411	126,354	60,051	25,582	12,904	6,896	11,100
57,183,397	44,327,336	26,979,643	16,994,498	9,392,246	5,026,494	9,326,189
112,698	125,486	57,694	24,548	11,739	6,150	10,066
54,156,667	42,506,079	22,599,735	11,334,608	7,542,964	3,234,559	6,163,984
20		1,646	38	594	20	20
50,925		2,462,334	65,037	608,580	50,925	50,925
693	868	711	996	571	726	1,014
2,975,805	1,821,257	1,917,574	5,594,853	1,240,702	1,741,010	3,111,280
261,694	285,459	289,765	366,697	222,298	234,837	273,590
174,021,613	197,498,480	222,181,935	346,325,877	175,130,268	177,718,047	207,094,204
95,230	97,017	82,008	47,735	50,428	56,237	51,852
51,113,112	57,391,132	50,543,643	33,696,201	31,433,621	33,415,507	37,152,217
95,113	102,961	106,415	168,365	79,853	94,456	129,644
65,837,676	70,277,152	84,870,282	149,546,835	72,517,157	76,668,020	94,527,963
71,351	85,481	101,342	150,597	92,017	84,144	92,094
57,070,825	69,830,196	86,768,010	163,082,841	71,179,490	67,634,520	75,414,024
6,766	7,312	6,869	3,852	2,557	2,821	6,889
2,969,975	4,112,363	4,008,263	2,511,267	1,421,696	1,439,977	4,754,179
5,013	5,361	5,087	1,839	1,086	1,366	4,961
2,004,204	2,737,682	2,801,817	1,459,711	723,692	769,746	3,193,544
1,200	960	1,020	1,500	1,020	1,020	1,025
609,000	487,200	517,650	761,250	517,650	517,650	528,203
553	991	762	513	451	435	903
356,771	887,481	688,796	290,306	180,354	152,581	1,032,432
3,315	2,815	3,268	2,749	3,733	3,673	3,856
1,708,182	1,404,393	1,764,984	1,561,661	1,843,130	1,901,455	2,165,295
188	161	456	714	353	867	995
122,703	138,133	414,607	436,808	406,572	505,304	779,745
	7					19
	2,532					19,845
3,127	2,647	2,812	2,035	3,380	2,806	2,842
1,585,479	1,263,728	1,350,377	1,124,853	1,436,558	1,396,151	1,365,705
56,246	68,990	75,931	70,472	63,170	71,760	84,144
38,207,720	46,400,677	53,182,211	67,598,142	46,225,830	47,258,939	61,122,335
19,316	29,149	35,533	25,384	26,395	28,141	25,427
13,507,467	17,084,217	20,137,449	19,469,642	18,249,764	18,131,726	18,370,901
6,573	10,489	9,330	15,073	7,045	9,168	20,336
5,920,666	7,139,643	10,610,625	25,488,879	7,752,042	6,884,544	13,889,616
30,357	29,352	31,068	30,015	29,730	34,451	38,381
18,779,587	22,176,817	22,434,137	22,639,621	20,224,024	22,242,669	28,861,818

種別・出荷地	計	4月	5月	6月	7月	8月	
栃木	合計	12,132	755	561	785	976	1,148
	鮮魚	690			44	126	277
	冷凍魚	1,482,411			72,240	352,275	354,060
	塩干・加工品	524			9	210	72
	合計	2,546,460			7,875	527,751	488,376
群馬	合計	10,918	755	561	732	640	799
	鮮魚	4,634,642	345,617	273,402	355,092	304,319	324,255
	冷凍魚	86,657	4,079	8,632	8,950	6,827	8,090
	塩干・加工品	57,962,470	2,551,727	5,668,669	5,951,275	4,223,567	5,893,978
	合計	339	102	18	22	10	7
埼玉	合計	573,668	48,195	44,394	28,728	21,903	14,994
	鮮魚	7,364	330	900	950	290	830
	冷凍魚	7,667,641	500,430	1,158,570	1,089,900	342,090	1,104,390
	塩干・加工品	78,954	3,647	7,714	7,978	6,527	7,253
	合計	49,721,161	2,003,102	4,465,705	4,832,647	3,859,574	4,774,594
千葉	合計	21,845	1,992	1,802	2,180	1,970	1,280
	鮮魚	6,087	1,264	189	238	108	210
	冷凍魚	3,228,069	91,938	118,734	173,859	57,435	65,856
	塩干・加工品	4,504	265	152	338	329	273
	合計	3,541,695	256,095	128,142	256,322	268,544	230,240
東京	合計	11,254	463	1,461	1,604	1,533	797
	鮮魚	10,910,502	681,677	1,454,901	1,596,516	1,343,035	657,428
	冷凍魚	2,068,569	108,972	269,123	320,396	232,115	196,685
	塩干・加工品	1,347,816,690	82,285,908	145,903,573	171,990,319	136,848,173	149,328,855
	合計	1,644,820	85,364	245,740	296,427	207,549	166,012
神奈川	合計	986,545,039	58,113,167	122,818,602	146,267,287	107,437,154	113,365,437
	鮮魚	125,491	1,288	1,734	2,899	3,296	4,500
	冷凍魚	86,901,815	2,966,702	3,346,587	5,495,393	8,179,246	10,234,883
	塩干・加工品	298,258	22,320	21,649	21,070	21,270	26,173
	合計	274,369,836	21,206,039	19,738,384	20,227,639	21,231,773	25,728,535
新潟	合計	1,814,797	128,397	137,547	124,764	158,369	145,918
	鮮魚	539,378	37,585	44,572	40,279	47,620	42,917
	冷凍魚	747,759,558	43,582,483	52,503,262	48,509,419	58,371,177	66,098,319
	塩干・加工品	985,596	63,156	71,114	62,789	84,712	76,069
	合計	785,098,740	52,215,321	56,797,147	54,757,952	77,810,288	59,652,952
富山	合計	289,823	27,656	21,861	21,696	26,037	26,932
	鮮魚	401,403,131	29,971,074	25,519,112	27,603,992	39,424,045	39,274,850
	冷凍魚	150,783	19,475	13,036	17,078	11,874	10,220
	塩干・加工品	106,565,041	11,727,292	9,961,138	9,062,490	8,497,723	7,562,539
	合計	69,322	10,685	4,982	10,277	4,549	3,809
福山	合計	30,580,562	4,129,023	2,722,175	2,776,708	1,468,176	1,586,629
	鮮魚	19,511	1,450	1,430	1,210	1,630	985
	冷凍魚	20,434,260	1,926,750	1,906,065	1,576,575	2,134,755	1,321,236
	塩干・加工品	61,950	7,340	6,624	5,591	5,695	5,426
	合計	55,550,219	5,671,519	5,332,898	4,709,207	4,894,792	4,654,674
富山	合計	341,782	27,852	25,398	34,093	24,563	24,133
	鮮魚	55,259	1,095	2,382	11,550	3,611	3,221
	冷凍魚	32,654,062	851,599	1,067,529	4,746,396	1,905,869	1,617,453
	塩干・加工品	3,496	247	298	190	170	404
	合計	4,171,162	254,699	329,091	201,600	160,020	494,130
富山	合計	283,027	26,510	22,718	22,353	20,782	20,508
	鮮魚	217,611,687	17,713,628	14,942,529	15,004,701	14,324,781	14,724,573
	冷凍魚	40,355	3,605	6,826	6,490	1,555	731
	塩干・加工品	19,379,214	2,012,145	2,887,010	2,896,432	604,509	256,694
	合計	39,086	3,545	6,761	6,450	1,514	697
富山	合計	17,183,810	1,915,377	2,780,666	2,830,408	543,588	205,013
	鮮魚	1,269	60	65	40	41	34
	塩干・加工品	2,195,404	96,768	106,344	66,024	60,921	51,681

9月	10月	11月	12月	1月	2月	3月
1,141	1,182	1,039	1,169	696	1,253	1,427
1,036,593	1,007,902	873,475	1,055,284	260,749	485,033	539,215
117	54		72			
147,420	68,040		488,376			
36	72	72			52	1
488,376	488,376	488,376			46,935	10,395
988	1,056	967	1,097	696	1,201	1,426
400,797	451,486	385,099	566,908	260,749	438,098	528,820
8,581	5,658	5,676	4,871	5,759	8,331	11,203
5,513,924	4,133,064	4,584,047	4,626,591	3,329,663	5,114,706	6,371,259
10	13	34	14	13	21	75
21,420	24,686	73,752	29,988	27,846	44,982	192,780
1,379	673	362	120	330	420	780
1,120,865	733,342	303,871	128,942	218,716	374,850	591,675
7,192	4,972	5,280	4,737	5,416	7,890	10,348
4,371,639	3,375,036	4,206,424	4,467,661	3,083,101	4,694,874	5,586,804
1,376	2,174	1,886	1,710	1,702	1,863	1,910
1,168,402	1,482,776	1,532,378	1,601,347	1,202,433	1,474,167	1,838,041
357	835	563	590	459	660	614
170,646	403,306	325,574	480,627	378,756	514,143	447,195
387	441	520	423	551	443	382
333,274	366,440	383,746	336,953	302,803	359,348	319,788
632	898	803	697	692	760	914
664,482	713,030	823,058	783,767	520,874	600,676	1,071,058
135,006	153,064	102,638	138,371	123,476	138,124	150,599
78,268,776	76,320,809	82,640,771	130,017,480	83,748,970	93,355,995	117,107,061
81,918	67,408	74,984	98,054	91,963	106,888	122,513
50,306,927	46,282,312	53,040,772	81,429,468	55,391,623	65,115,066	86,977,224
33,049	63,133	2,993	6,430	1,691	1,807	2,671
8,021,485	9,805,672	6,976,517	15,589,550	5,045,565	4,707,418	6,532,797
20,039	22,523	24,661	33,887	29,822	29,429	25,415
19,940,364	20,232,825	22,623,482	32,998,462	23,311,782	23,533,511	23,597,040
138,197	121,355	138,668	238,365	162,386	132,863	187,968
145,746,197	137,774,565	150,988,339	289,553,167	149,237,305	139,980,134	188,890,329
38,779	39,392	45,924	64,624	46,501	43,241	47,944
51,577,899	51,503,247	62,008,462	114,049,748	65,344,761	61,446,602	72,764,179
74,266	61,730	67,775	136,973	100,163	68,908	117,941
55,666,684	56,311,996	56,819,010	117,710,590	60,141,166	55,615,545	81,600,089
25,152	20,233	24,969	36,768	15,722	20,714	22,083
38,501,614	29,959,322	32,160,867	57,792,829	23,751,378	22,917,987	34,526,061
10,100	7,229	12,579	17,073	11,708	8,188	12,223
7,734,489	5,718,526	8,634,332	13,666,937	6,961,749	6,187,796	10,850,030
3,240	1,678	6,732	8,615	6,649	3,850	4,256
1,832,193	780,237	3,527,851	3,998,373	2,449,764	2,109,784	3,199,649
1,690	1,600	2,120	1,500	1,218	921	3,757
1,603,875	1,495,725	1,721,370	1,340,115	1,207,880	721,647	3,478,267
5,170	3,951	3,727	6,958	3,841	3,417	4,210
4,298,421	3,442,564	3,385,111	8,328,449	3,304,105	3,356,365	4,172,114
23,930	27,705	32,329	40,389	27,381	26,861	27,148
15,794,225	19,157,635	24,109,250	41,590,774	21,617,749	23,690,049	20,138,631
2,072	5,717	7,491	2,759	3,905	5,723	5,733
919,773	3,354,719	4,775,577	2,995,994	2,756,235	3,886,621	3,776,297
381	274	337	534	129	233	299
454,010	360,581	394,035	679,456	170,888	307,126	365,526
21,477	21,714	24,501	37,096	23,347	20,905	21,116
14,420,442	15,442,335	18,939,638	37,915,324	18,690,626	19,496,302	15,996,808
2,415	2,310	1,534	2,624	2,728	3,829	5,708
1,037,016	614,329	617,194	2,741,473	1,338,123	1,914,458	2,459,831
2,415	2,271	1,419	2,029	2,648	3,744	5,593
1,037,016	508,499	437,644	1,674,557	1,209,099	1,777,370	2,264,573
	39	115	595	80	85	115
	105,830	179,550	1,066,916	129,024	137,088	195,258

種別・出荷地	計	4月	5月	6月	7月	8月
石川	5,493	298	613	471	308	340
合計	6,292,368	527,289	584,967	383,555	318,541	398,864
鮮魚	2,298	84	362	277	132	96
冷凍魚	1,838,919	57,330	258,143	145,215	90,090	65,520
塩干・加工品	344	32		32	32	48
	535,080	65,520		43,680	43,680	87,360
	2,851	182	251	162	144	196
	3,918,369	404,439	326,824	194,660	184,771	245,984
福井	24,651	2,477	2,064	2,004	1,453	2,227
合計	15,213,477	1,492,490	1,338,108	1,146,020	794,357	1,168,334
鮮魚	6,127		394	266		364
冷凍魚	4,111,081		294,546	164,640		111,584
塩干・加工品	18,524	2,477	1,670	1,738	1,453	1,863
	11,102,396	1,492,490	1,043,562	981,380	794,357	1,056,750
山梨	1,209	72	80	76	75	114
合計	1,860,905	74,088	94,038	141,834	91,728	157,563
鮮魚	32	6	6	8		
冷凍魚	311,031	6,174	6,174	62,160		
塩干・加工品	1,177	66	74	68	75	114
	1,549,874	67,914	87,864	79,674	91,728	157,563
長野	82		10	10		10
合計	430,920		50,400	50,400		50,400
冷凍魚	80		10	10		10
塩干・加工品	403,200		50,400	50,400		50,400
	2					
	27,720					
岐阜	8,937	464	534	694	416	394
合計	9,351,388	517,881	489,216	792,824	489,531	441,111
冷凍魚	8,782	447	515	671	398	381
塩干・加工品	9,091,859	488,964	459,165	756,315	458,850	418,557
	155	17	19	23	18	13
	259,529	28,917	30,051	36,509	30,681	22,554
静岡	391,735	32,915	47,664	32,997	32,168	30,588
合計	418,282,565	36,235,347	41,960,008	33,646,797	53,118,425	34,476,835
鮮魚	138,763	11,376	27,780	14,834	8,913	7,669
冷凍魚	85,825,271	7,568,599	14,071,012	9,623,736	7,801,386	5,768,887
塩干・加工品	136,414	12,401	9,162	7,146	12,843	12,283
	221,606,122	19,932,543	17,314,437	13,711,373	35,883,782	18,283,586
	116,558	9,138	10,722	11,017	10,412	10,636
	110,851,172	8,734,205	10,574,559	10,311,688	9,433,257	10,424,362
愛知	229,906	33,935	25,483	21,294	13,053	12,122
合計	144,487,816	18,516,337	14,262,346	12,733,598	8,768,838	8,835,382
鮮魚	68,040	8,951	9,296	9,510	3,009	2,080
冷凍魚	44,739,176	5,561,379	5,387,524	5,247,675	2,262,094	2,025,368
塩干・加工品	853	92	74	80	40	71
	624,946	81,039	68,061	51,555	27,825	45,833
	161,013	24,892	16,113	11,704	10,004	9,971
	99,123,694	12,873,919	8,806,761	7,434,368	6,478,919	6,764,181
三重	110,343	11,376	7,672	6,279	8,697	10,173
合計	109,240,623	7,557,109	6,192,191	6,578,211	7,778,287	10,750,766
鮮魚	32,626	5,153	3,050	1,850	1,654	2,270
冷凍魚	28,512,320	3,823,467	2,431,181	1,684,157	1,653,894	2,184,942
塩干・加工品	67,467	6,147	3,859	3,184	5,537	6,096
	68,471,427	3,411,817	2,975,631	3,639,472	4,807,252	6,766,851
	10,250	76	763	1,245	1,506	1,807
	12,256,876	321,825	785,379	1,254,582	1,317,141	1,798,973
滋賀	1,451	20	20		184	242
合計	867,817	15,120	15,120		92,232	152,006
塩干・加工品	1,451	20	20		184	242
	867,817	15,120	15,120		92,232	152,006

9月	10月	11月	12月	1月	2月	3月
245	463	440	746	422	527	620
270,226	553,733	496,952	969,248	525,252	514,159	749,582
118	220	234	347	138	128	162
80,535	214,200	193,410	380,416	112,770	112,140	129,150
16	64		48	40	32	
43,680	87,360		65,520	54,600	43,680	
111	179	206	351	244	367	458
146,011	252,173	303,542	523,312	357,882	358,339	620,432
2,837	2,630	2,148	1,280	1,658	1,653	2,220
1,343,908	1,636,400	1,573,621	1,038,264	1,152,174	992,785	1,537,016
1,052	1,735	852	333	486	428	217
381,865	1,074,541	789,800	385,992	331,283	198,511	378,319
1,785	895	1,296	947	1,172	1,225	2,003
962,043	561,859	783,821	652,272	820,891	794,274	1,158,697
98	66	124	234	64	84	122
101,514	69,930	132,972	667,569	70,560	94,353	164,756
			8			4
			207,123			29,400
98	66	124	226	64	84	118
101,514	69,930	132,972	460,446	70,560	94,353	135,356
	10	10		20	12	0
	50,400	50,400		100,800	74,424	3,696
	10	10		20	10	
	50,400	50,400		100,800	50,400	
					2	0
					24,024	3,696
399	482	506	576	514	937	3,021
452,582	514,941	546,084	884,541	574,833	883,806	2,764,038
390	471	497	565	506	931	3,010
437,021	496,230	530,775	865,830	561,225	873,600	2,745,327
9	11	9	11	8	6	11
15,561	18,711	15,309	18,711	13,608	10,206	18,711
27,053	27,000	28,495	31,091	28,612	37,735	35,417
30,216,586	26,904,442	27,840,788	35,114,682	30,244,201	34,925,383	33,599,071
4,990	9,293	9,999	8,284	8,123	13,202	14,300
4,372,727	5,177,312	5,527,740	6,710,779	5,425,179	5,989,279	7,788,635
13,633	9,182	9,751	12,703	12,434	14,563	10,313
17,874,258	13,378,375	13,969,987	19,014,981	17,206,237	19,885,951	15,150,612
8,430	8,525	8,745	10,104	8,055	9,970	10,804
7,969,601	8,348,755	8,343,061	9,388,922	7,612,785	9,050,153	10,659,824
17,355	19,478	15,887	18,677	15,074	15,963	21,585
10,619,070	11,958,605	10,380,605	12,516,847	8,711,843	10,819,047	16,365,298
5,410	4,254	3,376	5,952	3,495	4,796	7,911
3,353,290	2,656,038	2,070,146	2,808,157	1,728,460	3,242,977	8,396,068
80	73	53	65	85	70	70
51,555	53,130	39,480	62,513	65,730	40,005	38,220
11,865	15,151	12,458	12,660	11,494	11,097	13,604
7,214,225	9,249,437	8,270,979	9,646,177	6,917,653	7,536,065	7,931,010
10,192	7,508	7,264	14,164	9,711	9,875	7,432
9,611,441	8,554,185	7,861,185	18,928,349	9,078,383	8,137,411	8,213,105
2,389	2,074	2,264	3,758	2,217	2,335	3,612
2,342,046	2,115,551	2,171,299	3,215,253	1,996,870	2,003,255	2,890,405
7,336	4,741	4,301	9,494	6,781	6,845	3,146
6,589,688	5,762,060	4,772,501	14,487,565	6,032,067	5,080,817	4,145,706
467	693	699	912	713	695	674
679,707	676,574	917,385	1,225,531	1,049,446	1,053,339	1,176,994
54	32	228	220	161	228	62
20,664	14,679	204,918	94,532	59,784	138,114	60,648
54	32	228	220	161	228	62
20,664	14,679	204,918	94,532	59,784	138,114	60,648

種別・出荷地	計	4月	5月	6月	7月	8月	
京都	合計	6,641	327	263	261	435	842
	鮮魚	7,295,927	360,298	306,685	288,000	489,166	876,875
	冷凍魚	6,621	307	263	261	435	842
	塩干・加工品	7,281,227	345,598	306,685	288,000	489,166	876,875
大阪	合計	20	20				
	鮮魚	14,700	14,700				
	冷凍魚	53,644	5,990	4,880	2,932	5,183	7,322
	塩干・加工品	70,460,653	9,642,673	4,092,750	2,654,773	9,132,184	9,116,948
	合計	30,812	3,821	4,679	2,571	1,961	5,421
兵庫	鮮魚	29,265,226	3,490,039	3,690,337	1,985,341	1,793,232	5,477,117
	冷凍魚	22,793	2,169	196	356	3,222	1,896
	塩干・加工品	40,835,067	6,152,634	356,213	623,232	7,338,952	3,593,631
	合計	39		5	5		5
	合計	360,360		46,200	46,200		46,200
和歌山	合計	102,420	4,856	6,291	4,917	4,622	5,616
	鮮魚	124,633,371	6,526,079	8,099,235	6,448,160	6,650,747	7,708,648
	冷凍魚	55,626	1,472	2,021	1,110	1,581	2,275
	塩干・加工品	57,539,424	1,844,868	2,240,542	1,361,650	1,860,619	2,761,045
	合計	13,149	599	1,131	841	752	861
鳥取	鮮魚	19,032,626	751,695	1,578,675	1,213,800	1,200,255	1,115,625
	冷凍魚	33,645	2,785	3,139	2,966	2,289	2,480
	塩干・加工品	48,061,321	3,929,516	4,280,018	3,872,710	3,589,873	3,831,978
	合計	954	83	83	106	86	97
島根	合計	1,715,449	160,020	166,016	212,310	139,860	196,875
	鮮魚	130		12			
	冷凍魚	146,224		38,966			
	塩干・加工品	824	83	71	106	86	97
岡山	合計	1,569,225	160,020	127,050	212,310	139,860	196,875
	鮮魚	13,642	1,116	996	2,166	1,216	702
	冷凍魚	18,815,525	1,114,578	1,245,161	2,818,459	1,757,717	935,888
	塩干・加工品	6,538	686	429	1,549	802	245
	合計	8,427,293	500,850	493,248	2,071,264	1,204,718	359,153
広島	冷凍魚	1,367	118	107	103	51	52
	塩干・加工品	3,547,617	229,438	191,562	226,128	95,529	91,980
	合計	5,737	312	460	514	363	405
	鮮魚	6,840,615	384,290	560,351	521,067	457,470	484,755
	合計	22,187	968	2,018	5	114	1,303
山口	合計	20,333,179	479,121	986,650	7,560	239,654	911,200
	鮮魚	21,069	963	2,008		114	1,289
	冷凍魚	18,416,124	471,561	971,530		239,654	882,115
	塩干・加工品	25					
岡山	合計	46,066					
	鮮魚	1,093	5	10	5		14
	冷凍魚	1,870,989	7,560	15,120	7,560		29,085
	塩干・加工品	18,417	2,066	1,654	314	166	118
岡山	合計	12,086,422	827,928	687,714	223,058	155,232	101,556
	鮮魚	18,417	2,066	1,654	314	166	118
	冷凍魚	12,086,422	827,928	687,714	223,058	155,232	101,556
	塩干・加工品	87,974	4,107	3,256	1,859	3,300	6,343
広島	合計	63,046,331	2,273,118	2,086,186	1,537,118	2,405,299	3,132,293
	鮮魚	86,704	4,023	3,214	1,787	3,212	6,282
	冷凍魚	60,887,550	2,121,025	1,998,616	1,384,448	2,251,264	3,019,103
	塩干・加工品	100				20	10
	合計	95,865				18,585	9,660
山口	鮮魚	1,170	84	42	72	68	51
	冷凍魚	2,062,916	152,093	87,570	152,670	135,450	103,530
	塩干・加工品	18,417	2,066	1,654	314	166	118
	合計	61,284	2,921	4,804	5,289	6,229	5,944
	合計	58,649,470	2,803,106	4,349,018	4,713,614	5,368,127	5,033,030
山口	鮮魚	28,409	822	2,319	2,498	3,527	2,925
	冷凍魚	31,122,134	1,062,551	2,183,293	2,401,997	3,067,420	2,520,033
	塩干・加工品	1				1	
	合計	0				0	
山口	鮮魚	32,874	2,099	2,485	2,791	2,701	3,019
	冷凍魚	27,527,336	1,740,555	2,165,725	2,311,617	2,300,707	2,512,997
	塩干・加工品						
	合計						

9月	10月	11月	12月	1月	2月	3月
367	447	274	795	424	858	1,348
435,430	497,400	300,028	852,645	421,403	894,954	1,573,043
367	447	274	795	424	858	1,348
435,430	497,400	300,028	852,645	421,403	894,954	1,573,043
1,829	5,001	3,510	10,223	1,793	2,893	2,088
2,698,240	5,978,306	4,623,054	14,224,241	2,731,693	3,308,185	2,257,606
1,443	2,945	1,715	1,304	818	2,549	1,585
1,837,500	2,520,127	1,790,830	1,673,974	781,736	2,697,662	1,527,331
384	2,052	1,790	8,910	974	341	503
842,260	3,421,219	2,786,024	12,467,107	1,940,717	582,803	730,275
2	4	5	9	1	3	
18,480	36,960	46,200	83,160	9,240	27,720	
4,722	8,081	10,714	17,350	13,273	11,355	10,623
6,569,042	9,525,578	12,790,153	21,447,543	14,162,201	11,849,160	12,856,825
1,772	4,856	7,190	11,674	9,472	7,948	4,255
2,116,740	4,794,313	7,807,613	12,431,668	8,553,397	6,993,441	4,773,528
767	703	891	1,843	1,166	765	2,830
1,051,575	949,725	1,249,815	3,576,993	1,812,132	1,155,452	3,376,884
2,183	2,522	2,633	3,833	2,635	2,642	3,538
3,400,727	3,781,540	3,732,725	5,438,882	3,796,672	3,700,267	4,706,413
37	65	132	118	18	54	75
53,130	136,500	191,184	184,349	39,900	93,240	142,065
		73	45			
		79,464	27,794			
37	65	59	73	18	54	75
53,130	136,500	111,720	156,555	39,900	93,240	142,065
893	935	850	1,266	795	1,227	1,480
1,265,608	1,387,166	1,287,777	2,116,319	1,031,122	1,686,326	2,169,404
343	442	290	275	336	486	655
418,010	529,957	378,484	423,825	441,516	610,127	996,141
131	113	125	368	29	61	109
355,362	401,520	351,089	910,917	50,526	288,120	355,446
419	380	435	623	430	680	716
492,236	455,689	558,204	781,577	539,080	788,079	817,817
3,119	2,665	2,646	5,210	1,166	815	2,158
2,008,399	2,404,347	2,977,050	6,268,935	966,236	1,111,364	1,972,663
3,119	2,604	2,646	5,192	1,046	367	1,721
2,008,399	2,336,307	2,977,050	6,217,905	771,720	401,583	1,138,300
				25		
				46,066		
	61		18	95	448	437
	68,040		51,030	148,450	709,781	834,363
261	3,572	3,347	2,343	2,222	1,449	905
272,160	2,507,307	2,347,691	1,716,337	1,559,787	855,090	832,562
261	3,572	3,347	2,343	2,222	1,449	905
272,160	2,507,307	2,347,691	1,716,337	1,559,787	855,090	832,562
5,058	8,606	9,092	11,546	8,069	18,032	8,706
2,671,044	4,066,259	9,226,679	9,450,140	8,770,532	10,320,290	7,107,373
5,016	8,485	9,048	11,440	7,720	17,985	8,492
2,583,474	3,900,569	9,118,529	9,257,049	8,350,138	10,241,330	6,662,005
	70					
	67,620					
42	51	44	106	349	47	214
87,570	98,070	108,150	193,091	420,394	78,960	445,368
4,916	5,548	5,715	4,968	2,950	4,998	7,002
4,625,551	5,471,534	5,237,840	5,836,331	3,396,313	5,892,356	5,922,650
2,047	2,942	3,187	2,867	1,210	2,573	1,492
2,341,678	3,013,881	3,149,542	3,546,645	1,709,816	3,795,131	2,330,147
2,869	2,606	2,528	2,101	1,740	2,425	5,510
2,283,873	2,457,653	2,088,298	2,289,686	1,686,497	2,097,225	3,592,503

種別・出荷地	計	4月	5月	6月	7月	8月	
香川	合計	9,149	439	564	561	622	949
	合計	17,078,384	885,554	1,064,963	933,786	1,112,293	1,779,699
	鮮魚	41	7				
	冷凍魚	122,315	11,183				
愛媛	合計	7,877	386	486	533	485	743
	合計	15,376,280	830,397	969,686	905,499	927,661	1,542,042
	鮮魚	1,231	46	78	28	137	206
	冷凍魚	1,579,789	43,974	95,277	28,287	184,632	237,657
高知	合計	121,625	6,241	6,401	6,428	8,357	9,915
	合計	108,629,295	6,352,577	6,175,437	6,270,992	7,888,284	9,557,340
	鮮魚	119,368	5,987	6,339	6,269	8,279	9,786
	冷凍魚	103,993,801	5,734,593	5,895,990	5,797,815	7,646,506	9,148,760
福岡	合計	225	160	10	45	2	
	合計	326,760	235,200	14,700	66,150	0	
	鮮魚	2,032	94	52	114	76	129
	冷凍魚	4,308,734	382,784	264,747	407,027	241,778	408,580
佐賀	合計	13					
	合計	27,983					
	鮮魚	13					
	冷凍魚	27,983					
佐賀	合計	118,531	4,629	7,133	7,277	11,395	14,309
	合計	137,175,711	7,111,476	9,474,112	8,861,297	12,381,199	15,379,098
	鮮魚	68,036	1,843	2,935	3,626	7,350	9,513
	冷凍魚	37,112,105	1,009,191	1,347,673	1,557,985	4,239,013	5,425,252
長崎	合計	2,146	126	17	84	217	61
	合計	3,590,695	203,490	27,720	110,880	195,615	224,555
	鮮魚	48,349	2,660	4,181	3,567	3,828	4,735
	冷凍魚	96,472,911	5,898,795	8,098,719	7,192,432	7,946,571	9,729,291
熊本	合計	34,152	2,243	2,730	2,684	3,101	2,499
	合計	23,922,149	1,326,029	1,709,809	1,742,462	2,027,767	1,495,007
	鮮魚	33,832	2,243	2,730	2,684	3,101	2,499
	冷凍魚	23,770,949	1,326,029	1,709,809	1,742,462	2,027,767	1,495,007
大分	合計	320					
	合計	151,200					
	鮮魚	60,985	5,058	3,173	1,978	10,379	13,195
	冷凍魚	69,144,497	3,663,175	2,793,130	3,451,944	10,287,557	16,146,590
宮崎	合計	57,270	5,052	3,089	1,953	10,253	13,115
	合計	60,163,703	3,652,150	2,642,770	3,410,574	10,054,772	15,994,392
	鮮魚	3,503	6	64	20	126	80
	冷凍魚	8,376,991	11,025	136,500	36,120	232,785	152,198
鹿児島	合計	212	20	20	5		
	合計	603,803		13,860	5,250		
	鮮魚	89,318	7,004	6,555	5,607	6,211	5,784
	冷凍魚	61,470,240	4,452,822	4,297,756	3,525,853	3,853,183	3,664,382
鹿児島	合計	89,038	6,994	6,545	5,587	6,201	5,774
	合計	61,308,120	4,447,152	4,292,086	3,514,303	3,847,513	3,658,712
	鮮魚	280	10	10	20	10	10
	冷凍魚	162,120	5,670	5,670	11,550	5,670	5,670
鹿児島	合計	50,320	3,676	3,168	2,564	1,744	1,694
	合計	29,594,095	2,121,705	1,876,269	1,934,770	1,329,916	1,394,925
	鮮魚	48,278	3,601	3,088	2,279	1,529	1,434
	冷凍魚	24,690,297	1,934,279	1,677,189	1,248,542	802,291	747,600
鹿児島	合計	2,042	75	80	285	215	260
	合計	4,903,798	187,426	199,080	686,228	527,625	647,325
	鮮魚	47,119	20,804	3,579	3,052	3,870	5,899
	冷凍魚	32,266,614	12,503,490	2,379,561	2,505,119	3,122,845	4,632,035
鹿児島	合計	46,449	20,804	3,579	3,052	3,870	5,899
	合計	31,795,269	12,503,490	2,379,561	2,505,119	3,122,845	4,632,035
	鮮魚	670					
	冷凍魚	471,345					
鹿児島	合計	48,003	9,855	16,481	1,566	5,694	2,485
	合計	39,929,068	9,431,742	9,998,386	1,117,825	4,925,228	2,284,080
	鮮魚	48,003	9,855	16,481	1,566	5,694	2,485
鹿児島	鮮魚	39,929,068	9,431,742	9,998,386	1,117,825	4,925,228	2,284,080

9月	10月	11月	12月	1月	2月	3月
569	601	523	1,711	1,508	521	581
1,062,216	1,076,905	1,026,715	3,188,265	2,789,717	1,021,809	1,136,462
			6	22	6	
			24,360	79,212	7,560	
547	436	424	1,486	1,368	464	519
1,023,848	875,335	880,700	2,864,381	2,561,980	955,564	1,039,187
22	165	99	219	118	51	62
38,368	201,570	146,015	299,524	148,525	58,685	97,275
9,227	10,075	11,910	18,126	11,361	10,591	12,993
8,867,713	9,006,510	10,462,275	15,421,439	9,556,379	8,612,669	10,457,680
9,066	9,994	11,768	17,998	11,282	10,508	12,092
8,442,686	8,685,118	10,048,812	14,972,611	9,346,657	8,387,579	9,886,674
1		1				6
0		0				10,710
160	81	141	128	79	83	895
425,027	321,392	413,463	448,828	209,722	225,090	560,296
					2	11
					6,405	21,578
					2	11
					6,405	21,578
8,340	6,478	9,575	14,255	8,653	13,580	12,907
9,095,231	9,032,304	11,189,283	19,363,071	9,574,317	11,827,194	13,887,129
4,278	2,871	5,002	7,349	5,238	9,903	8,128
1,657,187	2,055,545	2,003,557	4,242,107	3,408,859	5,177,615	4,988,121
44	237	124	753	116	51	316
94,501	362,576	161,070	1,403,330	99,771	136,050	571,137
4,018	3,370	4,449	6,153	3,299	3,626	4,463
7,343,543	6,614,183	9,024,656	13,717,634	6,065,687	6,513,529	8,327,871
2,838	3,195	3,497	2,190	2,661	2,847	3,667
1,771,861	2,377,754	3,275,419	1,935,713	1,833,357	1,706,695	2,720,276
2,838	3,195	3,417	2,100	2,571	2,827	3,627
1,771,861	2,377,754	3,234,994	1,892,138	1,791,882	1,697,770	2,703,476
		80	90	90	20	40
		40,425	43,575	41,475	8,925	16,800
6,950	3,138	2,418	5,366	2,290	2,598	4,442
7,729,723	3,936,497	2,563,490	8,287,782	2,403,557	3,034,402	4,846,650
6,880	3,060	2,251	2,962	2,112	2,421	4,122
7,458,928	3,660,557	2,201,450	2,554,225	1,930,112	2,644,957	3,958,816
62	78	142	2,388	174	164	199
260,715	275,940	326,340	5,645,409	438,795	379,890	481,274
8		25	16	4	13	121
10,080		35,700	88,148	34,650	9,555	406,560
6,800	5,806	5,505	9,417	6,291	9,741	14,597
4,218,210	3,934,155	4,230,666	7,713,113	4,749,153	6,751,578	10,079,369
6,770	5,766	5,495	9,337	6,281	9,721	14,567
4,200,990	3,910,845	4,224,786	7,666,493	4,743,273	6,740,028	10,061,939
30	40	10	80	10	20	30
17,220	23,310	5,880	46,620	5,880	11,550	17,430
2,716	4,855	5,191	4,747	9,062	6,297	4,606
1,577,625	2,678,257	3,033,230	2,663,158	4,865,007	3,324,668	2,794,565
2,625	4,764	4,956	4,590	8,873	6,163	4,376
1,351,035	2,446,080	2,520,945	2,321,173	4,440,282	2,983,155	2,217,726
91	91	235	157	189	134	230
226,590	232,177	512,285	341,985	424,725	341,513	576,839
3,576	2,024	577	1,191	893	1,058	596
1,737,811	1,531,683	662,524	1,521,236	581,512	441,932	646,866
3,576	1,354	577	1,191	893	1,058	596
1,737,811	1,060,338	662,524	1,521,236	581,512	441,932	646,866
	670					
	471,345					
1,224	1,451	466	1,011	147	3,153	4,470
1,142,827	1,073,299	400,936	1,312,042	194,345	3,194,763	4,853,595
1,224	1,451	466	1,011	147	3,153	4,470
1,142,827	1,073,299	400,936	1,312,042	194,345	3,194,763	4,853,595

種別・出荷地	計	4月	5月	6月	7月	8月
沖繩	150,218	9,694	12,379	13,283	8,650	11,845
合計	152,077,955	9,513,122	11,983,071	11,038,722	8,858,901	13,684,107
鮮魚	148,717	9,634	12,309	13,213	8,550	11,685
冷凍魚	149,656,655	9,431,747	11,869,146	10,924,797	8,696,151	13,424,757
塩干	1,501	60	70	70	100	160
加工品	2,421,300	81,375	113,925	113,925	162,750	259,350
合計	14,194,940	907,633	1,160,530	1,150,581	1,176,927	1,190,952
全部門	11,643,723,160	721,700,004	847,672,085	863,969,961	993,287,944	1,033,000,592
鮮魚	6,671,325	360,658	581,298	599,792	590,167	589,739
冷凍魚	4,849,245,111	267,601,977	371,544,241	379,617,604	394,766,834	471,336,560
塩干	3,563,595	243,905	260,059	236,569	273,802	279,177
加工品	3,032,115,436	196,484,683	207,719,797	200,439,134	278,173,989	257,285,868
その他	3,960,020	303,070	319,173	314,220	312,958	322,036
その他	3,762,362,613	257,613,344	268,408,047	283,913,223	320,347,121	304,378,164

9月	10月	11月	12月	1月	2月	3月
14,419	12,265	8,158	16,277	13,534	12,078	17,636
16,199,412	11,269,457	6,816,605	18,328,219	11,514,043	12,671,761	20,200,535
14,219	12,205	8,058	15,976	13,494	11,918	17,456
15,876,537	11,171,807	6,653,855	17,839,969	11,448,943	12,411,361	19,907,585
200	60	100	301	40	160	180
322,875	97,650	162,750	488,250	65,100	260,400	292,950
1,264,641	1,298,240	1,224,139	1,569,015	1,019,113	1,029,409	1,203,760
929,095,281	920,014,333	986,216,970	1,631,630,537	833,490,489	847,370,402	1,036,274,562
693,057	677,684	609,541	613,646	416,865	443,448	495,430
450,781,691	417,351,085	414,958,823	577,659,040	333,991,339	343,822,707	425,813,210
283,710	313,308	272,497	466,333	290,276	275,636	368,323
209,123,553	216,978,048	238,012,915	474,260,268	232,406,106	229,845,236	291,385,839
287,874	307,248	342,101	489,036	311,972	310,325	340,007
269,190,037	285,685,200	333,245,232	579,711,229	267,093,044	273,702,459	319,075,513

7 品目別・出荷地別・月別取扱高表

(1) 鮮魚

種別・出荷地	計	4月	5月	6月	7月	8月
まぐろ	227,664	13,165	22,955	30,629	22,517	9,249
合計	352,777,020	14,354,951	20,703,761	27,502,551	22,192,494	27,384,341
平均単価	1,550	1,090	902	898	986	2,961
福島	11,826 42,683,060 3,609	9 33,469 3,719	400 1,498,780 3,747	1,912 4,883,748 2,554	1,251 3,387,092 2,708	950 3,585,308 3,774
北海道	6 9,135 1,523					
青森	2,018 4,235,033 2,099		34 53,550 1,575	210 409,385 1,949	80 152,986 1,912	319 447,768 1,404
岩手	175 221,404 1,265				30 47,408 1,580	
宮城	14,447 13,659,827 946	246 218,160 887	2 9,030 4,515	99 322,980 3,262	774 266,897 345	983 527,993 537
秋田	71 130,935 1,844		66 126,735 1,920			
山形	17 34,860 2,051				17 34,860 2,051	
茨城	784 500,792 639					
群馬	9 16,622 1,847					
千葉	111,950 46,117,764 412	7,899 3,508,464 444	17,328 5,359,004 309	20,913 5,854,427 280	14,890 3,900,424 262	70 176,022 2,515
東京	66,437 226,891,050 3,415	2,870 9,599,941 3,345	4,416 12,944,360 2,931	4,425 13,691,435 3,094	4,110 13,054,584 3,176	6,699 21,975,525 3,280
神奈川	2,061 1,625,146 789					
新潟	98 145,110 1,481		21 23,793 1,133	22 22,890 1,040		
富山	61 130,515 2,140					
福井	43 49,896 1,160		43 49,896 1,160			
静岡	2,693 2,190,940 814	1,728 753,711 436	362 231,669 640	68 160,391 2,359	83 112,092 1,351	47 106,421 2,264
鳥取	1,660 2,136,679 1,287			1,096 1,286,599 1,174	564 850,080 1,507	
島根	146 124,751 854					
広島	211 103,290 490			211 103,290 490		
山口	741 870,402 1,175					
福岡	8,913 4,654,281 522			1,515 598,292 395	410 130,999 320	41 50,804 1,239

9月	10月	11月	12月	1月	2月	3月
5,888; 19,446,214; 3,303;	9,602; 23,417,069; 2,439;	15,555; 29,297,617; 1,883;	42,278; 76,492,374; 1,809;	19,899; 31,228,431; 1,569;	18,346; 28,286,793; 1,542;	17,581; 32,470,424; 1,847;
547; 2,172,297; 3,971;	443; 1,650,155; 3,725;	712; 3,310,658; 4,650;	3,114; 12,237,044; 3,930;	1,109; 4,152,846; 3,745;	678; 2,613,658; 3,855;	701; 3,158,005; 4,505;
6; 9,135; 1,523;						
869; 2,140,742; 2,463;	383; 736,308; 1,922;	120; 274,764; 2,290;	3; 19,530; 6,510;			
	11; 6,993; 636;	38; 45,213; 1,190;	80; 92,516; 1,156;	16; 29,274; 1,830;		
200; 740,366; 3,702;	48; 92,824; 1,934;	1,457; 1,177,386; 808;	3,691; 3,243,664; 879;	2,509; 2,192,283; 874;	3,030; 2,860,489; 944;	1,408; 2,007,755; 1,426;
5; 4,200; 840;						
	393; 266,450; 678;	240; 141,615; 590;	151; 92,727; 614;			
	7; 12,422; 1,775;	2; 4,200; 2,100;				
	2,311; 1,518,371; 657;	6,197; 4,048,059; 653;	16,317; 9,649,810; 591;	10,170; 5,097,742; 501;	7,382; 3,100,622; 420;	8,473; 3,904,819; 461;
4,182; 14,247,502; 3,407;	5,044; 17,523,313; 3,474;	5,009; 17,812,809; 3,556;	13,326; 46,958,169; 3,524;	5,146; 18,575,286; 3,610;	4,984; 17,928,094; 3,597;	6,226; 22,580,032; 3,627;
		891; 600,588; 674;	720; 458,814; 637;		308; 370,247; 1,202;	142; 195,497; 1,377;
						55; 98,427; 1,790;
			35; 90,195; 2,577;	26; 40,320; 1,551;		
79; 131,972; 1,671;	52; 114,090; 2,194;	85; 138,954; 1,635;	56; 124,220; 2,218;	44; 100,751; 2,290;	44; 104,214; 2,369;	45; 112,455; 2,499;
	35; 36,750; 1,050;		111; 88,001; 793;			
		285; 272,593; 956;	226; 234,757; 1,039;	74; 130,096; 1,758;	156; 232,956; 1,493;	
	559; 404,247; 723;	140; 115,889; 828;	3,670; 1,847,979; 504;	618; 474,271; 767;	1,566; 802,505; 512;	394; 229,295; 582;

種別・出荷地	計	4月	5月	6月	7月	8月
まぐる	1,046	31	43	45	71	
佐賀	3,527,068	107,987	111,400	144,113	174,048	
	3,372	3,483	2,591	3,203	2,451	
長崎	1,040				237	
	729,175				81,024	
	701				342	
宮崎	668	382	173	113		
	194,634	133,219	36,414	25,001		
	291	349	210	221		
鹿児島	92					
	24,203					
	263					
沖縄	451		67			140
	1,770,448		259,130			514,500
	3,926		3,868			3,675
めばち	672,721	48,149	54,143	61,211	57,462	59,179
合計	697,373,460	48,445,470	48,794,594	47,741,848	52,138,914	64,005,114
平均単価	1,037	1,006	901	780	907	1,082
福島	17,037	883	1,390	1,399	2,053	2,004
	26,784,035	1,499,034	2,010,827	1,858,288	2,936,465	3,439,826
	1,572	1,698	1,447	1,328	1,430	1,716
北海道	2,769					2,769
	852,920					852,920
	308					308
宮城	62,054	5,331	5,526	4,572	4,815	3,682
	64,571,573	4,806,030	4,483,764	4,018,270	3,811,264	4,873,912
	1,041	902	811	879	792	1,324
秋田	189					
	173,355					
	917					
群馬	216		18	10	10	7
	501,543		44,394	21,420	21,903	14,994
	2,322		2,466	2,142	2,190	2,142
千葉	166,805	12,179	11,830	20,653	20,366	14,937
	167,931,197	13,442,953	8,916,478	12,210,089	13,607,336	13,337,296
	1,007	1,104	754	591	668	893
東京	223,676	14,983	17,222	18,532	18,287	16,565
	239,618,443	14,866,374	17,113,487	16,719,903	20,552,287	20,407,018
	1,071	992	994	902	1,124	1,232
静岡	1,576	193	120	58	83	123
	3,901,704	445,385	291,314	154,236	216,469	308,063
	2,476	2,308	2,428	2,659	2,608	2,505
愛知	3,797					
	5,656,457					
	1,490					
大阪	29,809	3,745	4,642	2,567	1,698	5,421
	26,737,111	3,093,619	3,493,250	1,943,551	1,509,270	5,477,117
	897	826	753	757	889	1,010
兵庫	12,380	813	1,230	295	1,053	1,587
	11,644,869	816,060	1,187,130	242,760	933,660	1,625,453
	941	1,004	965	823	887	1,024
鳥取	285			285		
	508,725			508,725		
	1,785			1,785		
広島	5,912	527		80	1,106	630
	5,790,438	358,680		60,008	891,450	596,243
	979	681		750	806	946
愛媛	137				24	43
	821,940				151,200	255,150
	6,000				6,300	5,934
鹿児島	1,771			97	105	239
	2,470,388			95,340	97,860	338,363
	1,395			983	932	1,416
沖縄	144,308	9,495	12,165	12,663	7,862	11,172
	139,408,762	9,117,335	11,253,950	9,909,258	7,409,750	12,478,759
	966	960	925	783	942	1,117

9月	10月	11月	12月	1月	2月	3月
	154	379	180	98		45
	529,642	1,354,889	637,487	307,566		159,936
	3,439	3,575	3,542	3,138		3,554
	47		469	89	198	
	42,504		203,643	127,996	274,008	
	904		434	1,438	1,384	
						92
						24,203
						263
	115		129			
	483,000		513,818			
	4,200		3,983			
44,584	51,307	56,662	75,871	53,579	49,629	60,945
54,754,182	52,251,776	58,495,150	87,960,102	53,883,272	54,800,515	74,102,523
1,228	1,018	1,032	1,159	1,006	1,104	1,216
2,685	1,509	1,185	1,013	640	907	1,369
4,258,198	2,222,179	1,888,525	1,699,236	997,122	1,450,156	2,524,179
1,586	1,473	1,594	1,677	1,558	1,599	1,844
4,750	5,611	7,442	8,383	5,262	2,470	4,210
6,589,412	6,264,984	7,362,684	8,853,548	5,342,138	2,324,333	5,841,234
1,387	1,117	989	1,056	1,015	941	1,387
				189		
				173,355		
				917		
10	6	32	14	13	21	75
21,420	12,264	69,552	29,988	27,846	44,982	192,780
2,142	2,044	2,174	2,142	2,142	2,142	2,570
8,652	14,040	16,809	18,623	9,593	9,563	9,560
11,054,192	17,161,327	20,044,246	25,117,375	10,586,968	10,903,365	11,549,572
1,278	1,222	1,192	1,349	1,104	1,140	1,208
11,995	12,860	19,638	29,707	22,149	20,367	21,371
14,150,588	11,483,583	19,537,307	33,332,614	23,235,071	22,882,079	25,338,132
1,180	893	995	1,122	1,049	1,123	1,186
154	161	128	153	154	110	139
379,250	375,197	319,596	385,164	383,796	286,531	356,703
2,463	2,330	2,497	2,517	2,492	2,605	2,566
					404	3,393
					477,488	5,178,969
					1,182	1,526
1,430	2,907	1,651	1,176	793	2,498	1,281
1,760,535	2,447,341	1,521,294	1,097,355	678,248	2,563,050	1,152,481
1,231	842	921	933	855	1,026	900
919	1,771	1,786	1,577	1,349		
930,720	1,410,990	1,460,341	1,674,960	1,362,795		
1,013	797	818	1,062	1,010		
423					910	2,236
508,305					819,159	2,556,593
1,202					900	1,143
35	26	3		6		
203,700	194,250	9,450		8,190		
5,820	7,471	3,150		1,365		
	432		127		551	220
	391,755		215,985		1,075,935	255,150
	907		1,701		1,953	1,160
13,531	11,984	7,988	15,098	13,431	11,828	17,091
14,897,862	10,287,906	6,282,155	15,553,877	11,087,743	11,973,437	19,156,730
1,101	858	786	1,030	826	1,012	1,121

種別・出荷地	計	4月	5月	6月	7月	8月
きわだ	25,265	707	2,474	2,969	3,822	5,614
合計	25,262,231	791,239	2,228,970	2,263,345	3,516,984	5,289,772
平均単価	1,000	1,119	901	762	920	942
福島	2,454	92	207	283	249	748
	3,386,047	163,685	358,072	337,105	256,111	965,810
	1,380	1,779	1,730	1,191	1,029	1,291
宮城	2,656				926	
	2,616,339				534,765	
	985				578	
秋田	469					
	816,900					
	1,742					
千葉	12,391	333	643	713	1,562	4,547
	11,118,178	302,264	335,272	312,965	1,503,222	4,087,029
	897	908	521	439	962	899
東京	3,398	282	1,226	1,471	228	
	3,170,005	325,290	1,330,770	1,208,605	212,100	
	933	1,154	1,085	822	930	
静岡	227		227			
	108,466		108,466			
	478		478			
大阪	549				257	
	543,270				269,850	
	990				1,050	
鹿児島	289		171	118		
	158,340		96,390	61,950		
	548		564	525		
沖縄	2,832			384	600	319
	3,344,686			342,720	740,936	236,933
	1,181			893	1,235	743
かじき類	8,368		78	96		131
合計	5,177,178		57,553	71,197		94,270
平均単価	619		738	742		720
宮城	4,402					
	2,623,539					
	596					
千葉	3,966		78	96		131
	2,553,639		57,553	71,197		94,270
	644		738	742		720
たい	199,834	13,047	16,266	14,319	14,557	17,104
合計	181,634,400	11,888,352	13,366,840	12,613,801	13,286,472	15,824,794
平均単価	909	911	822	881	913	925
福島	8,661	115	441	423	175	843
	9,481,227	95,567	360,818	369,864	162,737	734,544
	1,095	831	818	874	930	871
青森	5,650	10	406	842	1,558	691
	4,144,547	11,193	282,138	562,737	1,124,023	472,649
	734	1,119	695	668	721	684
岩手	1,173			18	338	45
	367,080			13,850	156,488	10,763
	313			769	463	239
宮城	3,217	48	67	151	14	278
	1,267,811	56,900	59,830	107,100	12,600	98,806
	394	1,185	893	709	900	355
秋田	668	21	190	11	60	207
	504,435	15,435	83,539	5,679	65,153	207,156
	755	735	440	516	1,086	1,001
山形	951	60	424	137	138	51
	810,355	76,567	251,550	95,361	123,795	45,634
	852	1,276	593	696	897	895
茨城	2,760	55	439	331	10	
	744,073	24,518	132,952	130,548	2,100	
	270	446	303	394	210	
千葉	13,715	1,882	2,140	1,846	571	809
	17,979,270	2,059,504	1,711,334	1,931,197	985,953	1,441,814
	1,311	1,094	800	1,046	1,727	1,782

9月	10月	11月	12月	1月	2月	3月
5,129; 4,891,460; 954;	7; -19,414; -2,773;		1,081; 1,832,670; 1,695;	182; 148,050; 813;	336; 261,030; 777;	2,944; 4,058,125; 1,378;
555; 811,417; 1,462;	7; -19,414; -2,773;					313; 513,261; 1,640;
390; 328,388; 842;					271; 170,730; 630;	1,069; 1,582,456; 1,480;
			469; 816,900; 1,742;			
3,551; 2,984,408; 840;				96; 120,960; 1,260;	65; 90,300; 1,389;	881; 1,381,758; 1,568;
				86; 27,090; 315;		105; 66,150; 630;
						292; 273,420; 936;
633; 767,247; 1,212;			612; 1,015,770; 1,660;			284; 241,080; 849;
1,726; 1,092,060; 633;	2,128; 1,410,399; 663;	2,716; 1,614,259; 594;	740; 428,645; 579;	229; 108,121; 472;	103; 65,647; 637;	421; 235,027; 558;
1,154; 722,069; 626;	877; 538,123; 614;	1,184; 691,746; 584;	609; 362,033; 594;	96; 41,917; 437;	73; 41,738; 572;	409; 225,913; 552;
572; 369,991; 647;	1,251; 872,276; 697;	1,532; 922,513; 602;	131; 66,612; 508;	133; 66,204; 498;	30; 23,909; 797;	12; 9,114; 760;
15,679; 13,393,856; 854;	17,611; 15,480,819; 879;	17,549; 15,513,607; 884;	25,080; 23,341,233; 931;	13,901; 13,615,926; 979;	14,120; 13,410,428; 950;	20,601; 19,898,272; 966;
1,066; 1,015,407; 953;	813; 889,088; 1,094;	437; 476,438; 1,090;	1,360; 1,886,510; 1,387;	1,014; 1,640,296; 1,618;	852; 820,849; 963;	1,122; 1,029,109; 917;
460; 374,196; 813;	390; 405,738; 1,040;	837; 619,745; 740;	305; 174,401; 572;	37; 27,878; 753;	94; 62,171; 661;	20; 27,678; 1,384;
251; 83,896; 334;	34; 21,630; 636;	235; 56,165; 239;	252; 24,288; 96;			
1,129; 362,486; 321;	883; 338,608; 383;	213; 83,319; 391;	208; 44,914; 216;		25; 2,667; 107;	201; 100,581; 500;
17; 15,614; 918;	66; 47,377; 718;	93; 60,828; 654;	3; 3,654; 1,218;			
		15; 15,855; 1,057;		20; 36,300; 1,815;	15; 23,888; 1,593;	91; 141,405; 1,554;
174; 44,038; 253;	391; 66,200; 169;	439; 140,083; 319;	789; 151,054; 191;	33; 8,952; 271;	75; 38,021; 507;	24; 5,607; 234;
422; 579,580; 1,373;	883; 1,481,351; 1,678;	802; 1,098,315; 1,369;	1,291; 2,047,924; 1,586;	929; 1,181,871; 1,272;	835; 1,328,140; 1,591;	1,305; 2,132,287; 1,634;

種別・出荷地	計	4月	5月	6月	7月	8月
たい	16,731	1,435	1,561	1,773	1,612	1,492
東京	19,201,266	1,437,393	1,644,438	1,828,721	1,731,002	1,782,031
	1,148	1,002	1,053	1,031	1,074	1,194
	56	21				
神奈川	59,084	29,348				
	1,055	1,398				
	1,312	63	252	460	7	106
新潟	1,376,996	53,834	179,136	343,271	11,183	127,430
	1,050	855	711	746	1,598	1,202
	747		306	225		14
富山	499,052		166,746	147,013		10,238
	668		545	653		731
	20,269	1,711	2,138	1,402	1,427	2,033
静岡	18,360,690	1,330,974	1,844,977	1,278,414	1,468,876	2,024,876
	906	778	863	912	1,029	996
	215	20	138			6
愛知	109,463	12,852	56,396			5,985
	509	643	409			998
	6,362	442	443	365	369	492
三重	5,344,715	386,282	376,638	313,430	316,649	409,501
	840	874	850	859	858	832
	579	62	94			19
島根	477,013	42,305	56,921			50,275
	824	682	606			2,646
	36					
広島	22,932					
	637					
	4,737	85	132	113	493	632
山口	5,099,293	75,553	163,885	150,288	518,709	574,655
	1,076	889	1,242	1,330	1,052	909
	76,923	4,358	4,498	4,697	6,344	7,546
愛媛	64,098,982	3,858,581	3,890,130	4,017,334	5,324,327	6,225,792
	833	885	865	855	839	825
	1,479	49	252	94	209	208
福岡	1,011,462	37,140	135,982	62,896	143,263	157,906
	684	758	540	669	685	759
	1,262	269			38	17
長崎	1,316,872	170,516			39,900	15,876
	1,043	634			1,050	934
	27,292	1,835	1,897	912	941	1,216
熊本	24,221,529	1,643,518	1,674,560	810,231	833,001	1,065,915
	887	896	883	888	885	877
	324	13	130	146	35	
大分	245,914	10,406	100,622	103,285	31,601	
	759	800	774	707	903	
	1,579	137	31	94	140	271
宮崎	1,242,875	133,403	20,475	89,566	132,017	182,503
	787	974	660	953	943	673
	3,136	356	287	279	78	128
鹿児島	3,647,464	326,563	173,773	253,016	103,095	180,445
	1,163	917	605	907	1,322	1,410
かつお	1,286,603	56,386	223,385	231,407	249,949	170,512
合計	685,996,504	39,975,994	106,589,064	112,325,384	123,049,238	110,732,051
平均単価	533	709	477	485	492	649
	76,591	169	5,603	4,990	21,611	12,075
福島	36,074,942	145,316	1,652,669	277,908	9,864,267	6,550,928
	471	860	295	56	456	543
	11					
北海道	6,605					
	600					
	55					35
青森	7,613					5,513
	138					158
	548				33	178
岩手	310,654				12,128	73,264
	567				368	412

9月	10月	11月	12月	1月	2月	3月
1,000:	1,192:	1,072:	945:	1,232:	1,351:	2,066:
1,251,294:	1,445,872:	1,361,829:	1,276,244:	1,551,575:	1,617,251:	2,273,616:
1,251:	1,213:	1,270:	1,351:	1,259:	1,197:	1,100:
						35:
						29,736:
						850:
40:	95:	181:	85:	7:		16:
101,105:	96,982:	228,166:	198,446:	7,770:		29,673:
2,528:	1,021:	1,261:	2,335:	1,110:		1,855:
202:						
175,055:						
867:						
763:	1,930:	1,738:	2,202:	1,777:	1,313:	1,835:
719,250:	1,602,799:	1,462,917:	2,153,310:	1,525,571:	1,171,198:	1,777,528:
943:	830:	842:	978:	859:	892:	969:
						51:
						34,230:
						671:
566:	580:	508:	955:	380:	432:	830:
466,516:	478,637:	427,862:	800,328:	318,447:	353,319:	697,106:
824:	825:	842:	838:	838:	818:	840:
131:	250:					23:
96,081:	206,861:					24,570:
733:	827:					1,068:
				36:		
				22,932:		
				637:		
700:	669:	663:	447:	178:	380:	245:
637,797:	550,650:	641,558:	611,186:	271,386:	509,254:	394,372:
911:	823:	968:	1,367:	1,525:	1,340:	1,610:
6,939:	7,223:	7,141:	9,952:	5,917:	5,347:	6,961:
5,903,569:	5,886,146:	6,003,168:	8,171,797:	4,863,563:	4,336,199:	5,618,376:
851:	815:	841:	821:	822:	811:	807:
249:	31:	94:	135:	6:	30:	122:
168,175:	30,492:	55,347:	90,071:	25,620:	28,067:	76,503:
675:	984:	589:	667:	4,270:	936:	627:
66:	179:	143:	57:	12:	63:	418:
44,846:	210,137:	175,070:	108,194:	12,075:	64,922:	475,336:
679:	1,174:	1,224:	1,898:	1,006:	1,031:	1,137:
1,471:	1,633:	2,380:	5,581:	2,165:	3,004:	4,257:
1,304,551:	1,449,279:	2,112,666:	4,941,416:	1,913,642:	2,651,232:	3,821,518:
887:	887:	888:	885:	884:	883:	898:
18:	244:	314:	143:	13:	47:	127:
9,450:	147,371:	239,134:	126,334:	15,320:	50,715:	96,587:
525:	604:	762:	883:	1,178:	1,079:	761:
15:	125:	244:	370:	145:	257:	852:
40,950:	125,601:	255,142:	531,162:	192,728:	352,535:	1,112,454:
2,730:	1,005:	1,046:	1,436:	1,329:	1,372:	1,306:
120,732:	84,284:	60,657:	1,560:	6,983:	30,922:	49,826:
56,218,959:	45,132,485:	33,176,171:	1,715,383:	4,337,454:	18,329,961:	34,414,360:
466:	535:	547:	1,100:	621:	593:	691:
14,186:	10,745:	7,164:		48:		
7,063,668:	6,341,227:	4,132,170:		46,789:		
498:	590:	577:		975:		
		11:				
		6,605:				
		600:				
		20:				
		2,100:				
		105:				
115:	222:					
68,313:	156,949:					
594:	707:					

種別・出荷地	計	4月	5月	6月	7月	8月
かつお	274,682		3,163	3,263	72,781	28,349
宮城	132,969,792		2,015,964	2,176,190	30,434,945	15,806,394
	484		637	667	418	558
茨城	932			161		105
	716,957			80,997		106,198
	769			503		1,011
千葉	811,257	27,158	177,568	211,176	137,239	115,860
	430,197,077	19,046,604	84,730,410	104,137,698	68,698,425	73,367,334
	530	701	477	493	501	633
東京	7,493	675	550	1,482	3,980	247
	5,273,870	556,782	272,808	902,232	2,503,276	297,603
	704	825	496	609	629	1,205
神奈川	1,180					8
	1,409,047					22,176
	1,194					2,772
富山	16					
	27,668					
	1,729					
静岡	30,583	1,683	18,185	8,742	187	360
	13,482,640	1,071,411	7,107,550	3,705,305	153,500	302,400
	441	637	391	424	821	840
福岡	4,243				1,896	2,347
	3,834,675				1,611,573	2,223,102
	904				850	947
長崎	19,082				6,958	9,064
	19,409,903				5,315,764	10,382,840
	1,017				764	1,146
宮崎	21,469	17,516	2,405	647	560	
	12,241,342	10,304,731	1,174,733	418,428	207,488	
	570	588	488	647	371	
鹿児島	38,461	9,185	15,911	946	4,704	1,884
	30,033,719	8,851,150	9,634,930	626,626	4,247,872	1,594,299
	781	964	606	662	903	846
さけ	75,885	1,749	2,301	4,186	6,313	5,792
合計	60,990,063	1,877,102	2,509,925	3,735,608	4,659,207	4,560,844
平均単価	804	1,073	1,091	892	738	787
福島	221			45		
	117,246			47,250		
	531			1,050		
北海道	20,180	7	105	132	38	923
	15,135,084	14,175	100,128	141,462	37,076	780,400
	750	2,025	954	1,072	976	846
青森	8,133			267	583	11
	5,243,467			271,867	309,953	3,434
	645			1,018	532	312
岩手	8,086			850	2,326	1,472
	3,954,431			371,395	1,221,710	722,663
	489			437	525	491
宮城	11,760	230	112	434	1,055	826
	9,162,284	154,350	112,560	351,078	677,776	423,492
	779	671	1,005	809	642	513
茨城	75					
	22,727					
	303					
千葉	431	128	152	151		
	460,641	147,489	161,572	151,580		
	1,069	1,152	1,063	1,004		
東京	11,184	626	1,110	1,310	1,120	1,003
	11,940,814	697,250	1,234,284	1,380,034	1,251,736	1,158,086
	1,068	1,114	1,112	1,053	1,118	1,155
京都	5,886	307	263	261	413	796
	6,311,886	345,598	306,685	288,000	445,276	788,895
	1,072	1,126	1,166	1,103	1,078	991
兵庫	5,242	189	235	324	22	215
	4,469,768	212,750	244,073	316,430	21,074	189,332
	853	1,126	1,039	977	958	881

9月	10月	11月	12月	1月	2月	3月
63,526; 26,958,569; 424;	61,513; 33,087,769; 538;	42,087; 22,489,961; 534;				
666; 529,762; 795;						
38,030; 16,620,993; 437;	11,642; 5,426,021; 466;	10,273; 5,301,322; 516;	656; 591,615; 902;	6,641; 4,117,047; 620;	28,183; 16,404,356; 582;	46,831; 31,755,252; 678;
	20; 15,750; 788;	154; 193,531; 1,257;	194; 351,162; 1,810;		20; 15,750; 788;	171; 164,976; 965;
303; 416,578; 1,375;	38; 20,664; 544;	818; 927,138; 1,133;	13; 22,491; 1,730;			
		16; 27,668; 1,729;				
180; 151,200; 840;	104; 84,105; 809;	114; 95,676; 839;	277; 243,495; 879;	294; 173,618; 591;	187; 167,580; 896;	270; 226,800; 840;
3,060; 3,711,299; 1,213;						
34; 16,055; 472;					285; 110,887; 389;	22; 9,020; 410;
632; 682,522; 1,080;			420; 506,620; 1,206;		2,247; 1,631,388; 726;	2,532; 2,258,312; 892;
12,692; 10,013,086; 789;	16,480; 11,995,906; 728;	11,714; 7,916,160; 676;	6,018; 5,144,880; 855;	2,325; 2,166,227; 932;	2,644; 2,646,629; 1,001;	3,671; 3,764,489; 1,025;
29; 25,515; 880;		146; 44,481; 305;				1; 0; 0;
9,373; 7,022,131; 749;	8,596; 6,091,664; 709;	903; 624,595; 692;	67; 89,670; 1,338;		23; 146,423; 6,366;	13; 87,360; 6,720;
135; 108,801; 806;	2,448; 1,574,706; 643;	4,011; 2,680,453; 668;	678; 294,253; 434;			
	489; 319,782; 654;	2,439; 1,024,985; 420;	510; 293,896; 576;			
225; 166,425; 740;	2,620; 1,804,595; 689;	2,200; 1,648,241; 749;	1,608; 1,535,816; 955;	710; 668,063; 941;	785; 730,013; 930;	955; 889,875; 932;
		75; 22,727; 303;				
1,693; 1,561,998; 923;	1,028; 1,061,667; 1,033;	751; 824,513; 1,098;	856; 953,107; 1,113;	576; 611,038; 1,061;	599; 647,315; 1,081;	512; 559,786; 1,093;
320; 342,683; 1,071;	399; 402,039; 1,008;	264; 282,178; 1,069;	731; 723,768; 990;	394; 368,903; 936;	582; 608,619; 1,046;	1,156; 1,409,242; 1,219;
359; 310,585; 865;	500; 420,030; 840;	571; 478,822; 839;	848; 702,926; 829;	410; 336,955; 822;	592; 467,322; 789;	977; 769,469; 788;

種別・出荷地	計	4月	5月	6月	7月	8月
さけ	4,662	237	324	412	756	546
	愛媛 4,130,765	264,540	350,623	416,512	694,606	494,542
	886	1,116	1,082	1,011	919	906
沖縄	25	25				
	40,950	40,950				
	1,638	1,638				
ます	3,772	333	1,478	509	612	348
	合計 2,333,531	153,240	895,175	419,545	255,709	110,966
平均単価	619	460	606	824	418	319
福島	76	18		3		
	57,834	9,450		2,688		
	761	525		896		
北海道	2,739	200	1,344	314	602	262
	1,572,202	53,319	843,340	297,094	250,459	89,749
	574	267	627	946	416	343
青森	546	99	15	42		7
	521,358	71,900	8,448	34,188		3,728
	955	726	563	814		533
宮城	15		8			
	7,161		1,596			
	477		200			
秋田	14	10	4			
	11,466	9,261	2,205			
	819	926	551			
茨城	4	4				
	6,300	6,300				
	1,575	1,575				
東京	378	2	107	150	10	79
	157,210	3,010	39,586	85,575	5,250	17,489
	416	1,505	370	571	525	221
にしん	4,433	686	423	119	166	
	合計 1,669,085	239,337	101,748	48,375	69,038	
平均単価	377	349	241	407	416	
福島	10					
	6,300					
	630					
北海道	2,982	686	320	119	162	
	1,102,409	239,337	77,860	48,375	68,198	
	370	349	243	407	421	
青森	3					
	882					
	294					
岩手	8					
	15,960					
	1,995					
東京	1,388		103		4	
	515,397		23,888		840	
	371		232		210	
新潟	42					
	28,137					
	670					
いわし	121,942	7,566	4,770	9,408	11,752	9,767
	合計 45,079,467	3,806,070	2,167,777	2,765,887	3,289,560	3,088,919
平均単価	370	503	454	294	280	316
福島	2,756	20	79	236	796	840
	1,859,101	81,480	164,714	238,581	300,973	292,845
	675	4,074	2,085	1,011	378	349
北海道	174					
	75,969					
	437					
青森	2,034			336	1,274	124
	346,490			43,785	218,862	24,780
	170			130	172	200
岩手	217				145	
	62,265				45,675	
	287				315	

9月	10月	11月	12月	1月	2月	3月
558; 474,948; 851;	400; 321,423; 804;	354; 285,165; 806;	720; 551,444; 766;	235; 181,268; 771;	63; 46,937; 745;	57; 48,757; 855;
7; 5,366; 767;	33; 29,127; 883;	39; 27,321; 701;		23; 31,658; 1,376;	318; 325,413; 1,023;	72; 80,011; 1,111;
					55; 45,696; 831;	
	4; 8,190; 2,048;	9; 21,021; 2,336;		4; 9,030; 2,258;		
7; 5,366; 767;	29; 20,937; 722;			19; 22,628; 1,191;	256; 274,152; 1,071;	72; 80,011; 1,111;
					7; 5,565; 795;	
		30; 6,300; 210;				
	119; 53,278; 448;	406; 178,294; 439;	378; 156,924; 415;	110; 47,355; 431;	1,751; 656,698; 375;	275; 118,038; 429;
	10; 6,300; 630;					
	108; 38,788; 359;	364; 150,157; 413;	378; 156,924; 415;	90; 36,855; 410;	513; 185,035; 361;	242; 100,880; 417;
						3; 882; 294;
					8; 15,960; 1,995;	
	1; 8,190; 8,190;			20; 10,500; 525;	1,230; 455,703; 370;	30; 16,276; 543;
		42; 28,137; 670;				
7,329; 2,700,599; 368;	12,938; 4,461,300; 345;	10,431; 4,295,632; 412;	8,711; 3,381,632; 388;	16,163; 6,377,640; 395;	11,274; 4,487,959; 398;	11,833; 4,256,492; 360;
208; 130,410; 627;	166; 103,856; 626;	20; 81,480; 4,074;	215; 99,488; 463;	40; 93,555; 2,339;	69; 127,176; 1,843;	67; 144,543; 2,157;
		174; 75,969; 437;				
			300; 59,063; 197;			
				72; 16,590; 230;		

種別・出荷地	計	4月	5月	6月	7月	8月
いわし	9,691	7	3	3	3	113
宮城	3,029,983	36,755	22,624	23,568	19,800	40,394
	313	5,251	7,541	7,856	6,600	357
山形	1					
	693					
	693					
茨城	715				230	355
	135,923				44,100	60,848
	190				192	171
千葉	41,496	1,311	960	6,881	6,784	5,119
	10,011,616	497,336	238,350	1,455,627	1,608,908	1,329,983
	241	379	248	212	237	260
東京	1,040	75	40	20	160	170
	563,385	55,914	38,588	12,076	87,413	57,016
	542	746	965	604	546	335
神奈川	12,092	2,625	984		670	1,618
	3,920,738	1,283,162	278,514		173,976	564,643
	324	489	283		260	349
富山	2,976				250	
	814,173				82,426	
	274				330	
静岡	100					
	55,650					
	557					
広島	350		100			
	173,252		54,863			
	495		549			
愛媛	200					
	48,300					
	242					
福岡	940					
	263,185					
	280					
大分	47,160	3,528	2,604	1,932	1,440	1,428
	23,718,744	1,851,423	1,370,124	992,250	707,427	718,410
	503	525	526	514	491	503
あじ	179,051	14,045	18,812	16,741	17,584	13,733
合計	96,248,444	7,049,753	9,390,301	9,037,662	10,264,792	8,862,277
平均単価	538	502	499	540	584	645
福島	1,093	68	105	116	297	126
	983,249	149,520	157,899	85,293	214,889	106,281
	900	2,199	1,504	735	724	844
宮城	2,562	49	30			
	623,465	22,292	7,875			
	243	455	263			
秋田	12		8	4		
	2,520		1,764	756		
	210		221	189		
山形	123		55		68	
	36,247		13,567		22,680	
	295		247		334	
茨城	5,503		19	1,695	248	105
	1,302,745		6,111	449,595	62,370	36,226
	237		322	265	251	345
千葉	28,887	1,137	1,748	1,658	2,414	1,617
	11,827,668	559,837	726,305	654,718	1,028,935	789,739
	409	492	416	395	426	488
東京	37,500	4,973	5,878	1,553	4,679	3,658
	21,734,386	2,614,851	3,009,535	1,218,695	2,788,737	2,538,503
	580	526	512	785	596	694
神奈川	760		375		125	
	675,850		205,013		92,400	
	889		547		739	
新潟	2,400	30	190	1,005	740	185
	1,353,906	21,263	85,838	548,994	445,410	113,663
	564	709	452	546	602	614

9月	10月	11月	12月	1月	2月	3月
123 36,167 294	283 107,116 379	443 207,440 468	1,156 351,747 304	5,602 1,504,724 269	1,752 525,542 300	203 154,106 759
			1 693 693			
80 23,100 289	50 7,875 158					
2,416 616,875 255	6,980 1,670,109 239	1,978 561,972 284	1,622 338,993 209	1,141 231,453 203	2,856 739,400 259	3,448 722,610 210
165 113,768 690		210 116,184 553	50 24,413 488	150 58,013 387		
1,715 432,394 252	695 157,764 227	2,475 653,153 264	825 245,598 298	150 63,998 427	335 67,536 202	
						2,726 731,747 268
					100 55,650 557	
		175 78,489 449				75 39,900 532
				200 48,300 242		
						940 263,185 280
2,622 1,347,885 514	4,764 2,414,580 507	4,956 2,520,945 509	4,542 2,261,637 498	8,808 4,361,007 495	6,162 2,972,655 482	4,374 2,200,401 503
15,747 7,548,605 479	16,443 7,757,489 472	15,468 7,497,418 485	12,650 6,891,158 545	12,189 6,594,458 541	12,150 6,796,117 559	13,489 8,558,414 634
203 93,818 462	43 55,264 1,285	31 23,709 765	39 23,342 599	6 3,465 578	22 26,367 1,199	37 43,402 1,173
1,525 363,409 238	755 188,687 250	203 41,202 203				
441 98,517 223	586 77,838 133	107 20,417 191	582 107,943 185	1,011 258,591 256	443 125,423 283	266 59,714 224
3,680 1,247,883 339	4,428 1,530,467 346	4,128 1,409,575 341	2,831 1,195,702 422	2,200 946,896 430	1,788 1,019,613 570	1,258 717,998 571
3,086 1,776,753 576	2,620 1,334,090 509	1,883 1,022,258 543	1,841 1,055,593 573	3,106 1,792,412 577	1,921 1,064,442 554	2,302 1,518,517 660
					93 132,988 1,430	167 245,449 1,470
90 49,876 554	30 12,474 416	75 34,125 455	5 2,625 525		50 39,638 793	

種別・出荷地	計	4月	5月	6月	7月	8月
あじ	17,063	1,270	2,183	5,365	1,264	488
富山	6,355,262	321,196	710,432	2,409,555	461,162	140,544
	372	253	325	449	365	288
静岡	949		250	50	69	247
	369,469		127,838	26,250	11,340	130,515
	389		511	525	164	528
三重	333	75	60			51
	126,315	37,800	49,875			10,710
	379	504	831			210
島根	445	50	50			70
	266,963	33,338	42,000			33,075
	600	667	840			473
広島	5,305	200	375			385
	2,555,779	138,341	210,632			227,591
	482	692	562			591
山口	9,516		905	1,221	1,530	1,225
	7,043,530		678,826	1,000,272	1,358,177	1,119,826
	740		750	819	888	914
愛媛	2,359	31	28	53	215	284
	3,073,163	26,788	48,553	77,367	274,968	360,053
	1,303	864	1,734	1,460	1,279	1,268
福岡	16,763	1,007	1,536	334	1,466	1,522
	8,779,031	507,893	702,949	205,382	784,118	866,520
	524	504	458	615	535	569
佐賀	31,775	2,212	2,667	2,619	2,950	2,449
	19,167,841	1,218,042	1,577,409	1,572,099	1,759,744	1,426,757
	603	551	591	600	597	583
長崎	12,911	2,654	2,292	787	1,333	1,262
	7,284,362	1,149,278	985,460	464,340	795,799	897,174
	564	433	430	590	597	711
熊本	54			12	42	
	39,690			10,710	28,980	
	735			893	690	
大分	325	60	18	87	53	
	344,675	72,450	15,120	85,481	50,663	
	1,061	1,208	840	983	956	
宮崎	860			137		29
	1,101,682			176,180		39,900
	1,281			1,286		1,376
鹿児島	1,553	229	40	45	91	30
	1,200,646	176,864	27,300	51,975	84,420	25,200
	773	772	683	1,155	928	840
さば類	159,206	11,872	8,616	13,632	8,597	10,675
合計	42,948,340	3,430,776	2,912,821	3,641,828	2,594,647	2,835,764
平均単価	270	289	338	267	302	266
福島	1,114		5	55	210	
	557,424		5,922	8,295	45,990	
	500		1,184	151	219	
北海道	80					
	33,600					
	420					
青森	3,489				160	125
	977,833				26,880	44,625
	280				168	357
岩手	4,613				60	1,040
	1,674,865				36,015	344,925
	363				600	332
宮城	8,274		4	14	12	3,067
	2,365,348		9,450	33,075	28,350	778,376
	286		2,363	2,363	2,363	254
茨城	669					203
	164,520					42,499
	246					209
千葉	48,707	1,228	1,885	2,517	3,076	1,727
	12,197,383	350,396	521,997	558,254	751,276	401,048
	250	285	277	222	244	232

9月	10月	11月	12月	1月	2月	3月
403	745	803	1,453	413	1,418	1,258
88,830	155,190	192,571	736,736	82,320	653,314	403,412
220	208	240	507	199	461	321
83					250	
4,331					69,195	
52					277	
147						
27,930						
190						
	125			100	50	
	70,875			60,375	27,300	
	567			604	546	
	275	1,845	975	300	750	200
	101,326	787,560	416,750	182,963	341,515	149,101
	368	427	427	610	455	746
685	1,450	1,375	692	144	94	195
513,714	853,651	748,652	388,607	140,376	83,843	157,586
750	589	544	562	975	892	808
204	281	300	255	200	235	273
284,581	345,817	355,959	349,057	273,587	316,207	360,226
1,395	1,231	1,187	1,369	1,368	1,346	1,320
1,326	931	895	1,038	1,430	1,960	3,318
595,787	479,193	494,658	536,685	707,078	1,041,316	1,857,452
449	515	553	517	494	531	560
2,738	2,951	2,918	1,750	2,383	2,716	3,422
1,640,086	1,763,587	1,771,430	1,074,051	1,387,716	1,590,355	2,386,565
599	598	607	614	582	586	697
996	868	729	675	575	300	440
652,315	531,307	472,557	399,266	364,614	224,176	348,076
655	612	648	592	634	747	791
			47	60		
			50,086	70,875		
			1,066	1,181		
	10	6	417	261		
	5,702	17,745	538,965	323,190		
	570	2,958	1,292	1,238		
140	345	170	50		60	353
110,775	252,021	105,000	15,750		40,425	310,916
791	730	618	315		674	881
8,702	11,770	16,710	15,557	16,415	20,120	16,540
2,077,072	3,573,499	4,784,816	4,261,238	3,841,912	4,871,312	4,122,655
239	304	286	274	234	242	249
	379		160	132	146	27
	56,385		28,140	53,319	303,093	56,280
	149		176	404	2,076	2,084
80						
33,600						
420						
2,004	424	411	365			
442,105	99,435	189,928	174,860			
221	235	462	479			
232	976	1,741	564			
74,697	391,776	642,404	185,048			
322	401	369	328			
1,963	1,020	585	1,586	10	9	4
425,355	226,905	295,210	502,477	23,625	23,625	18,900
217	222	505	317	2,363	2,625	4,725
30	261	168	7			
14,700	67,473	37,800	2,048			
490	259	225	293			
1,421	2,191	6,466	7,629	8,944	7,813	3,810
338,940	776,791	1,810,295	2,092,440	1,948,559	1,807,733	839,654
239	355	280	274	218	231	220

種別・出荷地	計	4月	5月	6月	7月	8月
さば類	4,559	915	430	245	464	
東京	1,365,326	253,155	126,735	69,300	128,814	
	299	277	295	283	278	
神奈川	32,217	6,233	2,315	8,819	2,795	1,300
	6,650,701	1,401,750	562,800	1,758,330	588,893	237,248
	206	225	243	199	211	182
新潟	1,647	5	12	46	100	195
	722,882	4,368	14,910	43,797	91,529	66,045
	439	874	1,243	952	915	339
富山	1,044		315	50		
	540,897		141,645	23,415		
	518		450	468		
静岡	47,792	3,100	3,135	1,000	1,393	2,750
	9,570,224	789,915	769,335	204,750	280,035	558,285
	200	255	245	205	201	203
広島	50					
	15,750					
	315					
山口	102					
	98,743					
	968					
香川	13	7				
	18,743	11,183				
	1,442	1,598				
愛媛	285		100	100		
	181,463		21,000	21,000		
	637		210	210		
福岡	1,838	62	11	413		118
	1,239,332	41,403	8,926	226,333		84,106
	674	668	811	548		713
長崎	415					
	310,800					
	749					
宮崎	2,298	322	404	373	327	150
	4,262,506	578,606	730,101	695,279	616,865	278,607
	1,855	1,797	1,807	1,864	1,886	1,857
さんま	758,679	9,771	11,100	9,168	11,252	76,144
合計	308,293,924	2,835,042	3,149,874	2,561,874	6,415,689	52,222,538
平均単価	406	290	284	279	570	686
福島	257,323	9,771	11,100	9,168	8,216	3,388
	72,016,876	2,835,042	3,149,874	2,561,874	2,273,334	968,772
	280	290	284	279	277	286
北海道	209,512				2,736	65,880
	113,534,970				3,748,185	46,622,163
	542				1,370	708
岩手	284,243					5,830
	110,405,910					3,835,440
	388					658
宮城	3,570					
	10,414,772					
	2,917					
山形	1					
	756					
	756					
茨城	5					5
	3,413					3,413
	683					683
千葉	1,099				40	5
	318,150				42,000	0
	289				1,050	0
東京	2,800				260	1,036
	1,566,684				352,170	792,750
	560				1,355	765
富山	125					
	30,713					
	246					

9月	10月	11月	12月	1月	2月	3月
240:	235	395	100	300	550	685
74,550:	78,960	145,110	21,945	83,370	172,095	211,292
311:	336	367	219	278	313	308
135:	440	835	1,630	3,075	1,990	2,650
23,100:	111,195	147,315	278,355	512,190	370,020	659,505
171:	253	176	171	167	186	249
813:	260	92	5	16	81	22
201,180:	134,925	73,841	4,368	11,761	62,424	13,734
247:	519	803	874	735	771	624
			50	445		184
			9,450	287,259		79,128
			189	646		430
1,719:	4,995	5,678	3,150	3,290	9,082	8,500
383,198:	976,658	1,001,439	432,023	699,720	1,788,250	1,686,616
223:	196	176	137	213	197	198
					50	
					15,750	
					315	
	35	44	23			
	32,887	40,299	25,557			
	940	916	1,111			
					6	
					7,560	
					1,260	
				19	46	20
				36,325	74,767	28,371
				1,912	1,625	1,419
65:	130	10	41	154	297	537
65,647:	94,395	9,923	38,453	128,517	206,620	335,009
1,010:	726	992	938	835	696	624
	240	125			50	
	177,975	93,450			39,375	
	742	748			788	
	184	160	247	30		101
	347,739	297,802	466,074	57,267		194,166
	1,890	1,861	1,887	1,909		1,922
241,057:	214,906	113,669	38,997	9,864	10,658	12,093
116,060,192:	70,232,230	33,546,277	10,977,120	3,335,536	3,315,627	3,641,925
481:	327	295	281	338	311	301
17,488:	78,449	69,534	25,815	6,590	8,000	9,804
6,249,747:	22,587,917	18,049,352	6,339,816	1,916,670	2,294,502	2,789,976
357:	288	260	246	291	287	285
115,777:	17,820	3,203	1,964	1,212	576	344
54,821,592:	6,532,620	855,225	488,145	273,315	113,190	80,535
474:	367	267	249	226	197	234
106,102:	117,502	40,299	10,958	1,763	1,071	718
50,446,448:	37,964,234	12,989,840	3,440,493	862,680	516,285	350,490
475:	323	322	314	489	482	488
1,249:	1,135	633	259	164	79	51
4,351,725:	3,147,459	1,651,860	707,910	250,058	166,530	139,230
3,484:	2,773	2,610	2,733	1,525	2,108	2,730
			1			
			756			
			756			
				10	444	600
				2,100	116,550	157,500
				210	263	263
440:					488	576
189,000:					108,570	124,194
430:					222	216
				125		
				30,713		
				246		

種別・出荷地	計	4月	5月	6月	7月	8月
さんま	1					
鹿児島	1,680					
	1,680					
はまち	359,873	23,220	19,604	20,783	17,381	25,966
合計	246,096,272	16,258,024	15,401,563	13,888,691	14,994,415	18,197,733
平均単価	684	700	786	668	863	701
福島	24,837	908	496	336	121	288
	17,090,282	755,790	410,078	236,037	64,408	310,638
	688	832	827	702	532	1,079
北海道	7,243	20				
	2,185,043	8,400				
	302	420				
青森	12,777		33	661	758	1,047
	3,030,448		14,028	214,800	333,584	346,289
	237		425	325	440	331
岩手	5,254			4	160	629
	1,574,114			998	27,563	151,068
	300			250	172	240
宮城	18,016	61				54
	4,082,952	42,830				21,630
	227	702				401
秋田	579			371	96	48
	189,291			120,101	39,564	15,120
	327			324	412	315
山形	125			39		
	35,899			16,422		
	287			421		
茨城	611				21	
	152,656				11,362	
	250				541	
千葉	68,918	7,771	4,399	6,857	2,559	2,554
	23,776,367	2,337,936	1,503,825	2,300,656	896,762	869,326
	345	301	342	336	350	340
東京	113,922	7,534	7,637	5,624	7,483	7,957
	132,614,924	8,808,774	9,759,186	7,845,073	9,999,146	10,906,771
	1,164	1,169	1,278	1,395	1,336	1,371
神奈川	2,403	134	55	142	38	319
	704,894	57,163	24,045	67,925	18,223	122,603
	293	427	437	478	480	384
新潟	7,180		289	3,686	387	786
	2,435,280		55,062	792,140	172,384	175,933
	339		191	215	445	224
富山	5,532	45	2,446	540		195
	2,019,262	15,120	599,942	127,995		54,231
	365	336	245	237		278
石川	56					
	153,931					
	2,749					
福井	769					323
	385,367					83,003
	501					257
静岡	423	207				161
	149,088	74,352				40,373
	352	359				251
愛知	3				3	
	735				735	
	245				245	
三重	9,580	782	362	404	428	519
	11,911,186	776,104	647,235	687,863	770,605	967,134
	1,243	992	1,788	1,703	1,800	1,863
島根	20				20	
	15,488				15,488	
	774				774	
広島	21,673	2,600	937		601	3,649
	6,743,436	1,052,258	264,591		153,941	932,749
	311	405	282		256	256

9月	10月	11月	12月	1月	2月	3月
1,680						
42,146	42,003	36,804	48,313	32,909	24,373	26,371
22,183,410	21,107,544	21,985,808	34,376,825	26,048,399	19,354,761	22,299,099
526	503	597	712	792	794	846
944	820	646	7,055	7,062	3,480	2,681
775,038	748,743	439,772	4,698,213	4,703,962	2,235,209	1,712,394
821	913	681	666	666	642	639
3,604	3,619					
1,092,942	1,083,701					
303	299					
1,236	3,995	3,252	1,795			
227,120	833,280	767,690	293,657			
184	209	236	164			
1,142	775	1,345	1,178			21
392,913	233,731	437,598	317,013			13,230
344	302	325	269			630
7,809	6,715	1,114	2,101	162		
1,867,759	1,214,075	266,226	453,838	216,594		
239	181	239	216	1,337		
	21	27	16			
	7,481	3,623	3,402			
	356	134	213			
			86			
			19,477			
			226			
	268	233	32	57		
	30,587	68,171	3,360	39,176		
	114	293	105	687		
5,044	4,547	6,796	12,160	6,412	5,099	4,720
1,308,031	1,125,777	2,219,931	4,018,798	2,356,430	2,108,060	2,730,835
259	248	327	330	368	413	579
12,268	10,025	13,194	11,750	10,666	8,580	11,204
11,916,683	10,815,481	12,347,067	15,503,099	12,385,433	9,810,661	12,517,550
971	1,079	936	1,319	1,161	1,143	1,117
525		717	473			
95,026		182,652	137,257			
181		255	290			
	346	627	391	668		
	71,568	283,406	647,098	237,689		
	207	452	1,655	356		
713	1,000	150	443			
186,344	191,154	24,570	819,906			
261	191	164	1,851			
			56			
			153,931			
			2,749			
				446		
				302,364		
				678		
			55			
			34,363			
			625			
603	723	916	1,426	1,455	996	966
1,161,706	1,139,365	1,129,771	1,517,538	1,434,059	984,494	695,312
1,927	1,576	1,233	1,064	986	988	720
3,075	5,875	1,768	1,324	573	787	484
865,989	1,438,619	635,881	460,690	313,178	431,752	193,788
282	245	360	348	547	549	400

種別・出荷地	計	4月	5月	6月	7月	8月
はまち	2,319	73	570	74	719	529
山口	990,720	39,433	234,686	18,669	309,400	178,067
	427	540	412	252	430	337
愛媛	29,759	1,361	1,389	1,007	940	1,172
	26,408,291	1,584,684	1,585,684	1,265,602	1,201,405	1,544,569
	887	1,164	1,142	1,257	1,278	1,318
福岡	21,721	365	991	1,038	2,987	4,577
	6,741,193	135,510	303,201	194,410	914,666	1,149,509
	310	371	306	187	306	251
長崎	4,921	1,306			22	1,067
	1,874,019	536,532			23,520	266,118
	381	411			1,069	249
宮崎	194					
	168,303					
	868					
鹿児島	1,038	53			38	92
	663,103	33,138			41,659	62,602
	639	625			1,096	680
ひらめ	54,770	2,057	3,667	6,457	4,996	3,769
合計	65,672,631	2,802,337	4,138,989	5,900,743	6,694,484	5,947,245
平均単価	1,199	1,362	1,129	914	1,340	1,578
福島	592	79	82	12	15	88
	1,162,480	74,582	66,313	7,492	18,680	237,300
	1,964	944	809	624	1,245	2,697
北海道	5,471		72	2,127	1,099	275
	5,896,722		85,344	1,781,380	1,415,534	461,288
	1,078		1,185	838	1,288	1,677
青森	10,241	34	301	1,235	1,224	922
	13,609,977	13,335	335,718	1,186,537	1,875,283	1,367,228
	1,329	392	1,115	961	1,532	1,483
岩手	4,284				93	133
	2,933,587				130,254	193,080
	685				1,401	1,452
宮城	5,956	120	56	6	9	93
	4,721,541	63,672	73,081	9,151	27,636	146,090
	793	531	1,305	1,525	3,071	1,571
秋田	227	78	44	69	18	
	220,175	91,524	38,871	50,645	19,164	
	970	1,173	883	734	1,065	
山形	158	11	106	20		
	201,514	10,826	132,507	19,625		
	1,275	984	1,250	981		
茨城	10,551	595	1,833	1,877	453	363
	10,127,410	577,984	1,467,643	1,309,275	619,571	715,595
	960	971	801	698	1,368	1,971
千葉	6,083	578	477	443	379	272
	8,075,024	896,174	556,882	515,651	676,339	500,530
	1,327	1,550	1,167	1,164	1,785	1,840
東京	6,277	136	182	290	1,476	1,265
	9,880,746	336,336	449,145	380,578	1,498,430	1,683,758
	1,574	2,473	2,468	1,312	1,015	1,331
新潟	190	5	36	50		
	204,120	9,419	32,929	43,069		
	1,074	1,884	915	861		
静岡	4,116	391	478	328	230	352
	7,544,144	707,558	900,556	597,340	413,593	635,446
	1,833	1,810	1,884	1,821	1,798	1,805
愛知	20	20				
	10,427	10,427				
	521	521				
島根	52					
	42,919					
	825					
山口	27					6
	28,245					6,930
	1,046					1,155

9月	10月	11月	12月	1月	2月	3月
	102	18	84	104	13	33
	26,670	17,200	27,427	87,098	13,965	38,105
	261	956	327	837	1,074	1,155
1,247	1,790	2,536	5,471	3,854	4,281	4,711
1,325,463	1,586,003	2,266,516	4,349,652	3,054,683	3,086,482	3,557,548
1,063	886	894	795	793	721	755
2,406	566	3,444	2,316	1,070	1,116	845
455,121	161,395	868,616	851,084	607,673	654,233	445,775
189	285	252	367	568	586	528
1,201	346		5	380		594
304,556	148,009		5,796	310,060		279,428
254	428		1,159	816		470
	23	10	96		21	44
	7,371	12,680	61,226		29,905	57,121
	320	1,268	638		1,424	1,298
329	447	11				68
208,719	244,534	14,438				58,013
634	547	1,313				853
2,908	4,768	6,102	6,631	4,817	4,168	4,430
4,198,105	5,545,226	6,302,686	7,445,613	5,073,268	5,023,715	6,600,220
1,444	1,163	1,033	1,123	1,053	1,205	1,490
39	73	14	45		73	72
118,607	135,902	49,193	150,813		135,881	167,717
3,041	1,862	3,514	3,351		1,861	2,329
312	1,207	125	242	4		8
386,936	1,284,566	164,327	296,147	6,615		14,585
1,240	1,064	1,315	1,224	1,654		1,823
818	1,663	1,872	1,802	256	58	56
1,253,788	2,013,093	2,443,468	2,545,977	373,617	116,713	85,220
1,533	1,211	1,305	1,413	1,459	2,012	1,522
34	591	2,412	728	282	6	5
29,768	447,035	1,531,257	361,095	231,290	5,712	4,096
876	756	635	496	820	952	819
55	59	513	357	1,382	1,812	1,494
72,639	15,750	358,325	139,556	789,593	1,338,298	1,687,750
1,321	267	698	391	571	739	1,130
		3		14		1
		2,205		17,010		756
		735		1,215		756
						21
						38,556
						1,836
31	267	502	2,272	1,461	575	322
70,791	234,496	556,292	1,897,604	1,529,769	708,943	439,447
2,284	878	1,108	835	1,047	1,233	1,365
615	140	50	357	602	870	1,300
422,319	105,001	68,251	503,858	601,636	1,227,330	2,001,053
687	750	1,365	1,411	999	1,411	1,539
474	459	302	387	476	395	435
871,403	734,605	606,067	759,056	935,205	780,305	845,858
1,838	1,600	2,007	1,961	1,965	1,975	1,945
		69		30		
		74,525		44,178		
		1,080		1,473		
498	289	240	430	297	302	281
942,380	561,333	448,776	764,679	523,838	539,098	509,547
1,892	1,942	1,870	1,778	1,764	1,785	1,813
32	20					21
29,474	13,445					21,315
921	672					1,015

種別・出荷地	計	4月	5月	6月	7月	8月
ひらめ	24					
長崎	58,685 2,445					
熊本	447 833,523 1,865	10 10,500 1,050				
宮崎	17 36,982 2,175					
鹿児島	37 84,410 2,281					
かれい類	321,052	28,160	30,049	18,715	7,538	6,619
合計	238,884,114	16,333,688	15,914,896	9,799,213	5,091,459	5,011,015
平均単価	744	580	530	524	675	757
福島	1,936 1,181,002 610	461 238,690 518	351 159,490 454	64 30,156 471		44 20,223 460
北海道	76,715 70,211,081 915	3,969 2,336,848 589	7,606 3,604,989 474	5,623 3,392,124 603	3,437 2,048,624 596	3,423 2,283,095 667
青森	82,857 56,147,581 678	17,129 9,441,884 551	10,977 5,862,877 534	8,183 3,515,873 430	1,233 958,570 777	1,145 1,154,571 1,008
岩手	8,744 6,315,344 722	515 328,436 638	393 242,959 618	146 88,479 606	628 461,705 735	421 360,255 856
宮城	53,532 39,630,037 740	515 239,652 465	422 352,455 835	250 256,463 1,026	280 303,870 1,085	6 17,640 2,940
秋田	21,609 12,989,554 601	1,515 1,201,842 793	3,227 1,971,852 611	1,253 827,618 661	509 529,913 1,041	152 210,122 1,382
山形	1,918 1,568,927 818	387 271,830 702	344 224,228 652	193 104,118 539		
茨城	22,387 13,375,784 597	970 745,111 768	3,277 2,033,629 621	1,407 836,352 594	204 174,843 857	52 69,815 1,343
千葉	9,175 8,644,858 942	267 138,602 519	35 13,929 398	206 189,840 922	78 75,978 974	98 110,943 1,132
東京	4,506 1,934,145 429	1,078 518,391 481	1,296 425,569 328	519 224,019 432	1,158 529,650 457	122 54,886 450
神奈川	13 9,555 735	13 9,555 735				
新潟	21,421 12,892,291 602	794 542,412 683	891 388,250 436	845 320,625 379	6 4,704 784	
富山	493 268,702 545					
福井	2,865 1,398,380 488					
愛知	363 246,049 678	71 47,670 671	63 34,703 551	26 13,546 521		
兵庫	25 9,870 395	13 6,300 485	12 3,570 298			
鳥取	496 437,003 881					

9月	10月	11月	12月	1月	2月	3月
					24: 58,685: 2,445:	
				11: 18,312: 1,665:	29: 53,666: 1,851:	397 751,045 1,892
			11: 26,828: 2,439:	2: 2,205: 1,103:		4 7,949 1,987
					24: 59,084: 2,462:	13 25,326 1,948
18,829: 11,403,175: 606:	27,730: 18,066,751: 652:	37,926: 27,697,453: 730:	51,385: 52,951,319: 1,030:	30,728: 25,083,544: 816:	29,460: 24,956,172: 847:	33,913 26,575,429 784
59: 23,347: 396:	281: 132,161: 470:	229: 223,189: 975:	28: 33,600: 1,200:	100: 99,603: 996:	312: 212,962: 683:	7 7,581 1,083
3,305: 2,902,037: 878:	5,313: 5,618,224: 1,057:	11,426: 11,418,328: 999:	24,566: 29,270,054: 1,191:	5,306: 5,248,712: 989:	1,955: 1,661,898: 850:	786 426,148 542
2,820: 1,728,342: 613:	2,326: 1,569,522: 675:	3,665: 2,545,557: 695:	6,323: 4,198,198: 664:	9,144: 6,978,500: 763:	8,825: 8,584,927: 973:	11,087 9,608,760 867
178: 140,376: 789:	172: 154,648: 899:	287: 278,459: 970:	29: 16,634: 574:	463: 298,824: 645:	1,198: 803,919: 671:	4,314 3,140,650 728
3,555: 2,294,249: 645:	5,657: 3,131,942: 554:	9,489: 4,690,174: 494:	7,876: 6,413,737: 814:	7,935: 6,614,794: 834:	8,597: 7,915,192: 921:	8,950 7,399,869 827
4,137: 1,633,546: 395:	4,481: 2,351,160: 525:	3,744: 2,168,386: 579:	21: 24,208: 1,153:	142: 166,530: 1,173:	220: 189,069: 859:	2,208 1,715,308 777
79: 38,178: 483:	97: 63,861: 658:	76: 53,445: 703:	131: 195,174: 1,490:	250: 276,864: 1,107:	179: 164,976: 922:	182 176,253 968
639: 360,149: 564:	3,691: 1,514,808: 410:	2,697: 1,653,960: 613:	2,955: 1,866,581: 632:	2,151: 1,253,264: 583:	2,590: 1,693,789: 654:	1,754 1,173,483 669
185: 76,089: 411:	119: 65,428: 550:	129: 169,210: 1,312:	3,794: 4,291,256: 1,131:	2,221: 1,830,524: 824:	1,418: 1,267,580: 894:	625 415,479 665
42: 27,300: 650:	144: 56,049: 389:	97: 69,406: 716:				50 28,875 578
235: 91,415: 389:	3,095: 1,500,372: 485:	4,253: 2,321,377: 546:	1,330: 1,342,260: 1,009:	2,361: 1,862,367: 789:	4,002: 2,372,319: 593:	3,609 2,146,190 595
359: 233,159: 649:					65: 15,540: 239:	69 20,003 290
1,002: 361,306: 361:	1,482: 866,426: 585:	240: 79,643: 332:	16: 10,028: 627:	40: 28,919: 723:	52: 29,670: 571:	33 22,388 678
19: 10,973: 578:	10: 6,983: 698:	19: 10,647: 560:	19: 11,067: 582:	24: 19,320: 805:	43: 39,165: 911:	69 51,975 753
137: 106,187: 775:	255: 244,672: 959:	89: 68,356: 768:		15: 17,788: 1,186:		

種別・出荷地	計	4月	5月	6月	7月	8月
かれい類 島根	11,960	463	1,155			1,156
	11,576,690	266,465	596,396			729,465
	968	576	516			631
	32					
山口	43,659					
	1,364					
宮崎	5				5	
	3,602				3,602	
	720				720	
たら類	112,341	1,317	1,495	1,126	1,320	2,602
合計	41,695,518	677,013	685,947	545,173	562,994	1,154,779
平均単価	371	514	459	484	427	444
福島	323	115				
	103,940	35,700				
	322	310				
北海道	17,264	605	1,016	947	884	1,426
	10,703,065	352,277	488,752	481,006	399,463	726,718
	620	582	481	508	452	510
青森	28,133	575	219	59	353	1,111
	11,239,736	278,985	146,160	33,549	108,931	332,563
	400	485	667	569	309	299
岩手	1,797			60		
	740,225			10,080		
	412			168		
宮城	59,159	10	180		61	6
	15,554,965	7,127	26,250		10,710	2,100
	263	713	146		176	350
秋田	335		25	40		
	58,072		2,625	8,400		
	173		105	210		
山形	21					
	13,199					
	629					
茨城	1,740	5	25			
	501,556	1,575	3,953			
	288	315	158			
千葉	1,859					
	1,616,475					
	870					
東京	750	7	30	20		13
	328,288	1,349	18,207	12,138		5,418
	438	193	607	607		417
新潟	379					
	180,789					
	477					
富山	38					
	15,987					
	421					
愛知	6					
	1,260					
	210					
京都	537				22	46
	637,961				43,890	87,980
	1,188				1,995	1,913
めめけ類	4,514	852	662	498	287	208
合計	5,997,304	1,070,186	627,992	661,658	347,660	264,163
平均単価	1,329	1,256	949	1,329	1,211	1,270
福島	10		10			
	8,400		8,400			
	840		840			
青森	1,440	13	166	17	2	144
	1,681,634	24,192	111,153	24,633	4,200	183,300
	1,168	1,861	670	1,449	2,100	1,273
宮城	55	10	38			
	60,081	14,406	35,805			
	1,092	1,441	942			

9月	10月	11月	12月	1月	2月	3月
2,078; 1,376,522; 662;	607; 790,495; 1,302;	1,486; 1,947,316; 1,310;	4,297; 5,278,522; 1,228;	576; 387,535; 673;		142; 203,974; 1,436;
					4; 5,166; 1,292;	28; 38,493; 1,375;
2,176; 964,485; 443;	6,993; 3,338,181; 477;	14,150; 5,406,545; 382;	16,052; 7,030,176; 438;	20,499; 7,814,078; 381;	26,103; 8,023,814; 307;	18,508; 5,492,333; 297;
	15; 1,575; 105;		110; 30,870; 281;		83; 35,795; 431;	
348; 202,178; 581;	863; 573,259; 664;	2,093; 1,178,206; 563;	4,633; 3,533,451; 763;	1,669; 1,221,676; 732;	1,144; 679,298; 594;	1,636; 866,781; 530;
1,390; 391,062; 281;	4,231; 1,701,587; 402;	7,558; 2,661,940; 352;	2,856; 1,306,063; 457;	2,893; 1,142,275; 395;	4,389; 2,138,007; 487;	2,499; 998,614; 400;
			94; 69,253; 737;	1,591; 649,636; 408;	42; 8,631; 206;	10; 2,625; 263;
323; 249,743; 773;	1,717; 918,855; 535;	3,906; 1,318,329; 338;	7,499; 1,760,564; 235;	13,524; 3,987,622; 295;	18,883; 4,314,271; 228;	13,050; 2,959,394; 227;
10; 630; 63;	67; 14,910; 223;	105; 22,151; 211;		88; 9,356; 106;		
			1; 1,071; 1,071;		6; 7,875; 1,313;	14; 4,253; 304;
		161; 77,764; 483;	320; 167,162; 522;	92; 38,168; 415;	543; 115,962; 214;	594; 96,972; 163;
				636; 764,085; 1,201;	698; 433,020; 620;	525; 419,370; 799;
20; 12,138; 607;			525; 134,715; 257;		99; 109,620; 1,107;	36; 34,703; 964;
	52; 32,634; 628;	327; 148,155; 453;				
38; 15,987; 421;						
				6; 1,260; 210;		
47; 92,747; 1,973;	48; 95,361; 1,987;		14; 27,027; 1,931;		216; 181,335; 840;	144; 109,621; 761;
20; 26,839; 1,342;	43; 64,975; 1,511;	137; 170,716; 1,246;	309; 429,001; 1,388;	363; 622,446; 1,715;	464; 812,011; 1,750;	671; 899,657; 1,341;
2; 7,718; 3,859;	2; 3,780; 1,890;	35; 34,671; 991;	201; 170,856; 850;	206; 331,653; 1,610;	243; 386,601; 1,591;	409; 398,877; 975;
	7; 9,870; 1,410;					

種別・出荷地	計	4月	5月	6月	7月	8月
めめけ類	6					
茨城	9,445 1,574					
千葉	699 1,387,332 1,985	84 141,090 1,680	88 149,437 1,698	88 156,966 1,784		
東京	775 855,101 1,103	383 451,406 1,179	273 210,231 770	18 26,418 1,468	2 3,402 1,701	
静岡	1,529 1,995,311 1,305	362 439,092 1,213	87 112,966 1,298	375 453,641 1,210	283 340,058 1,202	64 80,863 1,263
きちじ	64,959	5,625	8,825	7,462	3,312	6,354
合計	102,799,209	7,199,839	10,963,301	9,846,516	5,509,789	9,484,447
平均単価	1,583	1,280	1,242	1,320	1,664	1,493
福島	324 367,679 1,135		12 14,700 1,225	6 14,175 2,363	60 84,000 1,400	183 211,943 1,158
北海道	11,162 26,197,647 2,347	410 1,351,351 3,296	312 1,075,620 3,448	604 2,057,539 3,407	1,796 3,641,786 2,028	1,824 3,019,301 1,655
青森	25,692 39,555,993 1,540	4,900 5,180,448 1,057	5,462 6,309,566 1,155	3,147 3,240,804 1,030	192 274,260 1,428	2,878 5,159,029 1,793
岩手	4,493 5,601,133 1,247	83 234,277 2,823	2,078 2,093,880 1,008	1,302 1,530,900 1,176		
宮城	15,033 18,995,025 1,264	6 3,150 525	165 397,189 2,407	312 904,995 2,901	889 1,153,950 1,298	1,448 1,054,830 728
茨城	3,425 2,829,590 826		240 213,151 888	1,930 1,695,190 878	103 102,092 991	
千葉	2,928 6,449,368 2,203	33 61,341 1,859	108 286,084 2,649	161 402,913 2,503	20 33,831 1,692	21 39,344 1,874
東京	803 1,417,213 1,765	52 172,249 3,312	303 390,789 1,290		252 219,870 873	
静岡	1,096 1,382,096 1,261	138 193,558 1,403	145 182,322 1,257			
宮崎	3 3,465 1,155	3 3,465 1,155				
はたはた	3,404	313	240	280		
合計	1,295,114	106,164	63,291	83,423		
平均単価	380	339	264	298		
北海道	295 188,614 639	16 4,347 272	48 12,905 269			
青森	317 178,105 562					
秋田	267 98,963 371					
山形	1,605 540,534 337	297 101,817 343	176 47,068 267	50 15,593 312		
東京	16 3,318 207		16 3,318 207			
新潟	266 109,316 411			230 67,830 295		

9月	10月	11月	12月	1月	2月	3月
				6: 9,445: 1,574:		
	4: 7,560: 1,890:		89: 224,944: 2,527:	90: 177,219: 1,969:	173: 334,920: 1,936:	83: 195,196: 2,352:
	5: 9,282: 1,856:	6: 11,319: 1,887:	2: 4,200: 2,100:	3: 5,103: 1,701:		83: 133,740: 1,611:
18: 19,121: 1,062:	25: 34,483: 1,379:	96: 124,726: 1,299:	17: 29,001: 1,706:	58: 99,026: 1,707:	48: 90,490: 1,885:	96: 171,844: 1,790:
3,852: 5,537,957: 1,438:	3,467: 5,144,917: 1,484:	3,188: 5,531,963: 1,735:	6,100: 15,694,057: 2,573:	4,644: 7,654,862: 1,648:	3,771: 7,358,281: 1,951:	8,359: 12,873,280: 1,540:
63: 42,861: 680:						
950: 2,683,985: 2,825:	1,644: 3,534,923: 2,150:	1,566: 3,402,444: 2,173:	462: 2,281,073: 4,937:	236: 537,873: 2,279:	220: 477,803: 2,172:	1,138: 2,133,949: 1,875:
1,037: 1,423,214: 1,372:	88: 124,962: 1,420:	67: 165,323: 2,468:	1,576: 5,742,933: 3,644:	1,272: 2,633,401: 2,070:	1,520: 3,365,447: 2,214:	3,553: 5,936,606: 1,671:
			40: 210,861: 5,272:	715: 1,170,540: 1,637:	17: 18,270: 1,075:	258: 342,405: 1,327:
1,481: 1,121,694: 757:	1,146: 974,453: 850:	1,090: 1,358,438: 1,246:	1,278: 1,698,270: 1,329:	2,151: 2,916,693: 1,356:	1,848: 3,227,015: 1,746:	3,219: 4,184,348: 1,300:
200: 125,439: 627:	410: 247,390: 603:	307: 215,174: 701:	235: 231,154: 984:			
6: 10,123: 1,687:	28: 43,749: 1,562:	46: 74,744: 1,625:	2,416: 5,336,902: 2,209:	20: 29,306: 1,465:	40: 87,718: 2,193:	29: 43,313: 1,494:
10: 10,500: 1,050:	6: 28,980: 4,830:	56: 253,365: 4,524:	23: 102,270: 4,447:	15: 83,790: 5,586:	6: 25,200: 4,200:	80: 130,200: 1,628:
105: 120,141: 1,144:	145: 190,460: 1,314:	56: 62,475: 1,116:	70: 90,594: 1,294:	235: 283,259: 1,205:	120: 156,828: 1,307:	82: 102,459: 1,250:
202: 144,869: 717:	64: 61,856: 967:	255: 156,578: 614:	763: 358,073: 469:		813: 214,778: 264:	474: 106,082: 224:
116: 85,628: 738:	28: 20,370: 728:	18: 15,120: 840:	69: 50,244: 728:			
			317: 178,105: 562:			
		84: 30,870: 368:	183: 68,093: 372:			
		153: 110,588: 723:	194: 61,631: 318:		423: 127,943: 302:	312: 75,894: 243:
	36: 41,486: 1,152:					

種別・出荷地	計	4月	5月	6月	7月	8月
はたはた	288					
富山	98,249					
	341					
福井	350					
	78,015					
	223					
いしもち	4,422	54	147	92	709	396
合計	1,595,023	12,589	32,288	33,700	310,065	192,128
平均単価	361	233	220	366	437	485
福島	2		2			
	756		756			
	378		378			
宮城	1,794	31				6
	595,167	6,956				3,465
	332	224				578
秋田	13		13			
	1,323		1,323			
	102		102			
茨城	708	23	108			
	159,111	5,633	19,908			
	225	245	184			
千葉	746			11	109	351
	328,362			4,961	63,107	172,451
	440			451	579	491
新潟	90					
	67,543					
	750					
宮崎	145		24	5		
	58,656		10,301	2,184		
	405		429	437		
鹿児島	924			76	600	39
	384,105			26,555	246,958	16,212
	416			349	412	416
ほうぼう類	10,231	1,188	1,137	1,915	164	579
合計	5,149,217	745,040	481,143	676,615	119,022	399,670
平均単価	503	627	423	353	726	690
福島	179	21	33			32
	122,140	12,738	17,472			23,709
	682	607	529			741
北海道	921	44	144	226	41	6
	292,793	20,239	44,345	65,511	11,805	2,678
	318	460	308	290	288	446
青森	20					
	12,180					
	609					
岩手	18					
	6,773					
	376					
宮城	296	67	14			
	151,811	47,292	18,522			
	513	706	1,323			
秋田	690	54	21	13		
	165,921	19,789	3,308	5,571		
	240	366	158	429		
茨城	4,588	437	828	1,303	43	3
	2,042,339	242,492	367,549	403,415	45,969	3,150
	445	555	444	310	1,069	1,050
千葉	2,318	565	97	218	69	532
	1,983,413	402,490	29,947	156,173	53,478	366,542
	856	712	309	716	775	689
東京	9			9		
	1,890			1,890		
	210			210		
新潟	982			136		
	292,628			36,180		
	298			266		

9月	10月	11月	12月	1月	2月	3月
86; 59,241; 689;					40; 8,820; 221;	162 30,188 186
					350; 78,015; 223;	
140; 68,818; 492;	180 84,169 468	352 122,126 347	376 97,185 258	350 125,793 359	1,358; 403,533; 297;	268 112,629 420
		131 46,096 352	82 21,772 266	100 61,509 615	1,287; 387,100; 301;	157 68,269 435
	36 10,253 285	24 7,456 311	257 56,695 221	190 44,859 236	64; 12,863; 201;	6 1,444 241
42; 21,457; 511;	4 2,100 525	154 39,611 257	15 5,250 350	60 19,425 324		
	50 35,507 710	22 20,374 926	18 11,662 648			
	14 4,473 320		4 1,806 452			98 39,892 407
98; 47,361; 483;	76 31,836 419	21 8,589 409			7; 3,570; 510;	7 3,024 432
582; 230,809; 397;	660 278,681 422	852 365,312 429	824 371,845 451	902 499,153 553	488; 476,962; 977;	940 504,965 537
26; 13,262; 510;	14 7,455 533	10 7,004 700	13 5,377 414	6 5,198 866	10; 9,198; 920;	14 20,727 1,481
8; 2,651; 331;	60 14,849 247	119 35,357 297	21 6,081 290			252 89,277 354
						20 12,180 609
			18 6,773 376			
		5 788 158	10 4,452 445	21 20,318 968		179 60,439 338
430; 90,916; 211;	49 12,033 246	59 9,937 168	7 1,654 236		16; 4,379; 274;	41 18,334 447
27; 18,837; 698;	72 69,407 964	343 199,536 582	627 266,300 425	762 354,424 465	116; 55,572; 479;	27 15,688 581
91; 105,143; 1,155;	36 45,360 1,260	51 55,178 1,082	41 47,250 1,152	113 119,213 1,055	346; 407,813; 1,179;	159 194,826 1,225
	429 129,577 302	265 57,512 217	68 28,629 421			84 40,730 485

種別・出荷地	計	4月	5月	6月	7月	8月
ほうぼう類	150					
富山	42,148 281					
静岡	27 19,236 712			10 7,875 788	11 7,770 706	6 3,591 599
宮崎	33 15,945 483					
すずき	42,249	5,295	2,729	2,654	2,664	3,289
合計	24,363,148	2,247,343	1,655,019	1,763,778	2,570,076	2,975,776
平均単価	577	424	606	665	965	905
福島	717 535,292 747	28 23,625 844	18 15,624 868	92 79,697 866	74 71,186 962	105 87,481 833
青森	23 10,479 456					3 2,604 868
宮城	1,162 762,756 656	81 38,882 480	17 11,981 705		47 92,211 1,962	50 79,213 1,584
秋田	56 37,024 661	22 11,697 532				
山形	90 38,263 425	53 9,125 172				
茨城	559 331,801 594	60 21,662 361	150 111,597 744	8 5,528 691	18 46,411 2,578	103 86,027 835
千葉	35,462 21,222,181 598	4,344 1,889,734 435	2,539 1,512,541 596	2,488 1,630,562 655	2,523 2,355,682 934	2,873 2,596,697 904
東京	21 15,007 715	17 5,261 309		2 5,160 2,580	2 4,586 2,293	
神奈川	3,894 1,197,480 308	690 247,357 358		50 38,326 767		
新潟	65 57,767 889					
静岡	5 3,276 655		5 3,276 655			
愛媛	155 123,754 798					155 123,754 798
宮崎	30 9,892 330			14 4,505 322		
鹿児島	10 18,176 1,818					
あんこう	93,285	5,997	5,111	6,882	1,025	663
合計	82,292,053	3,487,076	3,013,967	3,739,281	1,272,754	1,823,283
平均単価	882	581	590	543	1,242	2,750
福島	124 93,315 753					
北海道	5,322 4,077,417 766	9 5,481 609		16 4,200 263		24 12,600 525
青森	33,878 24,352,648 719	4,723 1,634,513 346	3,784 1,198,501 317	5,787 2,217,524 383	604 168,994 280	33 20,769 629

9月	10月	11月	12月	1月	2月	3月
						150 42,148 281
			19 5,329 280			14 10,616 758
2,959 2,590,066 875	3,022 1,879,461 622	2,734 1,318,278 482	6,598 2,362,026 358	4,257 1,501,335 353	2,048 1,152,117 563	4,000 2,347,873 587
31 24,507 791	109 77,837 714	28 18,911 675	153 48,449 317	26 38,808 1,493	7 11,429 1,633	46 37,738 820
		5 3,276 655	15 4,599 307			
89 109,495 1,230	28 14,470 517	107 28,776 269	5 1,911 382	87 40,142 461	555 281,498 507	96 64,177 669
						34 25,327 745
						37 29,138 788
		9 2,678 298	78 23,715 304	133 34,183 257		
2,839 2,456,064 865	2,806 1,724,945 615	2,585 1,264,637 489	4,313 1,685,327 391	2,950 1,116,451 378	1,486 859,190 578	3,716 2,130,351 573
			2,034 598,025 294	1,061 271,751 256		59 42,021 712
	65 57,767 889					
	14 4,442 317					2 945 473
						10 18,176 1,818
3,134 2,333,062 744	5,056 4,417,276 874	8,960 9,041,575 1,009	19,094 20,180,436 1,057	14,395 12,950,735 900	10,870 10,532,876 969	12,098 9,499,732 785
		23 15,372 668	2 5,933 2,967	56 39,250 701	10 15,330 1,533	33 17,430 528
55 28,718 522	6 5,208 868	1,351 1,057,424 783	2,476 2,017,759 815	1,235 839,408 680	150 106,619 711	
305 169,552 556	2,085 1,400,412 672	1,429 1,728,345 1,209	3,946 5,932,849 1,504	2,386 2,709,611 1,136	2,851 3,355,048 1,177	5,945 3,816,530 642

種別・出荷地	計	4月	5月	6月	7月	8月
あんこう	533	40				
岩手	416,967 782	12,742 319				
宮城	2,037 1,309,862 643					8 4,914 614
秋田	1,019 467,420 459	35 3,623 104				
山形	415 365,645 881	81 38,195 472	10 525 53			
茨城	10,066 26,234,397 2,606	547 1,606,736 2,937	511 1,500,765 2,937	384 1,120,744 2,919	348 1,059,660 3,045	580 1,766,100 3,045
千葉	5,793 3,237,636 559		4 1,024 256	4 1,848 462	6 2,310 385	
東京	1,420 805,467 567			9 12,558 1,395		
神奈川	6,547 4,005,515 612	174 56,333 324	33 10,395 315			
新潟	2,356 1,368,360 581		51 23,709 465	682 382,407 561	67 41,790 624	
富山	4 2,935 734					
福井	243 156,224 643					
静岡	1,590 1,052,771 662					
愛知	50 16,065 321		9 2,835 315			
京都	180 318,150 1,768					
兵庫	11,273 6,838,072 607					
島根	6,262 4,147,595 662	388 129,453 334	709 276,213 390			18 18,900 1,050
愛媛	4,078 2,993,483 734					
福岡	91 28,665 315					
宮崎	4 3,444 861					
しらうお	1,886		21			
合計	2,641,752		39,480			
平均単価	1,401		1,880			
青森	1,766 2,286,747 1,295		21 39,480 1,880			
岩手	2 5,040 2,520					

9月	10月	11月	12月	1月	2月	3月
9: 4,016; 446;	2: 1,544; 772;	22: 24,455; 1,112;	8: 9,555; 1,194;	275: 241,294; 877;	56: 39,171; 699;	121: 84,190; 696;
507: 194,778; 384;	16: 10,768; 673;			74: 89,670; 1,212;	309: 325,843; 1,055;	1,123: 683,889; 609;
	28: 22,376; 799;	87: 49,713; 571;				869: 391,708; 451;
	48: 44,977; 937;	200: 211,724; 1,059;	22: 25,368; 1,153;		25: 26,901; 1,076;	29: 17,955; 619;
1,046: 1,343,496; 1,284;	591: 1,657,846; 2,805;	999: 2,485,728; 2,488;	1,533: 4,398,168; 2,869;	1,558: 4,041,602; 2,594;	1,081: 2,630,221; 2,433;	888: 2,623,331; 2,954;
276: 156,031; 565;	471: 250,572; 532;	651: 426,321; 655;	1,889: 902,948; 478;	1,060: 513,230; 484;	943: 607,557; 644;	489: 375,795; 768;
72: 25,830; 359;	300: 139,441; 465;	310: 164,850; 532;	583: 386,075; 662;	141: 71,463; 507;	5: 5,250; 1,050;	
14: 9,660; 690;	53: 18,690; 353;	527: 358,810; 681;	2,461: 1,762,745; 716;	1,972: 909,125; 461;	702: 484,441; 690;	611: 395,316; 647;
	545: 297,483; 546;	449: 300,037; 668;		34: 7,797; 229;	102: 68,652; 673;	426: 246,485; 579;
4: 2,935; 734;						
50: 20,559; 411;	193: 135,665; 703;					
		490: 343,179; 700;	776: 557,088; 718;	324: 152,504; 471;		
			32: 11,340; 354;			9: 1,890; 210;
		10: 17,850; 1,785;	50: 101,850; 2,037;	30: 52,500; 1,750;	60: 105,000; 1,750;	30: 40,950; 1,365;
21: 8,190; 390;	88: 44,321; 504;	65: 42,987; 661;	3,153: 2,208,768; 701;	4,097: 2,292,447; 560;	3,769: 2,195,442; 582;	80: 45,917; 574;
763: 364,572; 478;	520: 323,092; 621;	1,080: 964,634; 893;	734: 804,132; 1,096;	359: 288,635; 804;	246: 219,618; 893;	1,445: 758,346; 525;
12: 4,725; 394;	110: 64,881; 590;	1,267: 850,146; 671;	1,425: 1,052,414; 739;	794: 702,199; 884;	470: 319,118; 679;	
					91: 28,665; 315;	
			4: 3,444; 861;			
285: 474,496; 1,665;	483: 604,065; 1,251;	402: 497,439; 1,237;	364: 416,012; 1,143;	208: 269,640; 1,296;	87: 190,995; 2,195;	36: 149,625; 4,156;
285: 474,496; 1,665;	471: 588,315; 1,249;	393: 479,589; 1,220;	346: 397,532; 1,149;	205: 256,515; 1,251;	45: 50,820; 1,129;	
			2: 5,040; 2,520;			

種別・出荷地	計	4月	5月	6月	7月	8月	
しらうお	12						
	秋田	15,750					
	1,313						
	茨城	53					
	123,690						
	2,334						
	53						
島根	210,525						
	3,972						
このしろ	3,324	218	241	192	209	236	
	合計	3,561,879	335,797	244,499	310,229	275,054	240,779
	平均単価	1,072	1,540	1,015	1,616	1,316	1,020
	434		15	82	25	30	
	福島	382,348		25,200	126,525	18,638	22,050
	881		1,680	1,543	746	735	
	282	36	72			41	
	千葉	43,470	6,090	11,340		3,465	
	154	169	158			85	
	25	25					
	神奈川	17,063	17,063				
	683	683					
	1,572	157	134	90	104	115	
	愛知	2,042,958	312,644	186,959	157,454	162,441	147,014
1,300	1,991	1,395	1,749	1,562	1,278		
1,011		20	20	80	50		
佐賀	1,076,040		21,000	26,250	93,975	68,250	
1,064		1,050	1,313	1,175	1,365		
どんこ	53,495	4,528	3,227	3,364	3,808	3,759	
	合計	18,149,663	1,409,417	919,613	737,616	945,897	1,146,790
	平均単価	339	311	285	219	248	305
	304		252			37	
	福島	120,294		102,915		10,291	
	396		408			278	
	19,909	3,979	2,175	764	359	36	
	北海道	6,693,735	1,245,132	633,036	218,405	64,502	10,175
	336	313	291	286	180	283	
	27,338	483	689	2,481	2,310	3,023	
	青森	9,749,692	142,287	143,237	482,687	555,841	968,625
	357	295	208	195	241	320	
	455						
	岩手	189,841					
417							
2,586				178	75		
宮城	613,992			56,785	17,471		
237				319	233		
2,892	66	111	119	961	588		
千葉	777,310	21,998	40,425	36,524	268,769	140,228	
269	333	364	307	280	238		
11							
愛知	4,799						
436							
えび類	22,651	1,102	1,617	1,627	1,540	1,527	
	合計	45,372,855	2,231,997	3,278,278	3,166,063	3,251,637	3,277,623
	平均単価	2,003	2,025	2,027	1,946	2,111	2,146
	69		6		8	4	
	福島	502,373		20,423		90,195	46,200
	7,281		3,404		11,274	11,550	
	2,695	92	503	345	409	402	
	北海道	3,029,816	92,169	515,407	362,663	476,051	479,084
	1,124	1,002	1,025	1,051	1,164	1,192	
	94	19	1		36	6	
青森	213,361	92,190	6,930		41,056	45,990	
2,270	4,852	6,930		1,140	7,665		
626							
岩手	409,611						
654							

9月	10月	11月	12月	1月	2月	3月
	12 15,750 1,313					
		9 17,850 1,983	16 13,440 840		12 19,950 1,663	16 72,450 4,528
				3 13,125 4,375	30 120,225 4,008	20 77,175 3,859
248 336,685 1,358	239 262,798 1,100	312 264,888 849	521 454,970 873	213 225,860 1,060	301 263,028 874	394 347,292 881
48 45,140 940	40 28,350 709	60 19,950 333	35 23,625 675	42 34,860 830	39 23,940 614	18 14,070 782
3 525 175			10 1,050 105		80 16,800 210	40 4,200 105
97 159,245 1,642	109 149,923 1,375	132 136,263 1,032	306 249,695 816	81 94,400 1,165	71 114,873 1,618	176 172,047 978
100 131,775 1,318	90 84,525 939	120 108,675 906	170 180,600 1,062	90 96,600 1,073	111 107,415 968	160 156,975 981
3,382 904,667 267	3,250 1,200,558 369	2,473 1,112,465 450	7,796 2,826,831 363	4,811 1,782,730 371	4,534 2,081,921 459	8,563 3,081,158 360
						15 7,088 473
31 6,868 222	85 13,063 154	67 19,473 291	115 31,112 271	3,272 1,089,900 333	2,779 1,213,191 437	6,247 2,148,878 344
2,231 720,702 323	2,844 1,099,664 387	2,047 972,613 475	6,005 2,351,230 392	1,333 586,820 440	1,591 800,794 503	2,301 925,192 402
	6 1,733 289		203 70,298 346	135 69,405 514	111 48,405 436	
738 101,695 138	71 22,365 315	250 75,233 301	1,240 329,071 265	16 5,072 317	18 6,300 350	
382 75,402 197	233 58,934 253	109 45,146 414	233 45,120 194	55 31,533 573	35 13,231 378	
	11 4,799 436					
2,326 4,459,610 1,917	3,083 4,947,078 1,605	2,887 4,941,683 1,712	3,157 7,073,591 2,241	1,126 2,503,743 2,224	1,056 2,517,950 2,384	1,603 3,723,602 2,323
26 68,880 2,649	3 56,175 18,725	3 74,340 24,780	16 92,085 5,755	1 17,850 17,850	1 20,790 20,790	1 15,435 15,435
144 149,238 1,036	285 318,760 1,118	155 169,598 1,094	34 41,055 1,208	33 38,809 1,176	33 36,225 1,098	260 350,757 1,349
			32 27,195 850			
	432 298,200 690	194 111,411 574				

種別・出荷地	計	4月	5月	6月	7月	8月
えび類	194	4	12	12	4	4
宮城	222,375 1,146	6,090 1,523	22,413 1,868	28,350 2,363	8,925 2,231	9,450 2,363
山形	250 303,230 1,213		32 35,616 1,113	13 13,440 1,034		
茨城	3,692 5,328,812 1,443	100 63,000 630		126 113,421 900	20 78,062 3,903	61 233,164 3,822
千葉	1,821 4,403,202 2,418	23 49,233 2,141	62 207,303 3,344	78 233,543 2,994	49 193,536 3,950	8 29,547 3,693
東京	1,332 2,156,518 1,619	104 146,890 1,412	213 523,478 2,458	182 240,072 1,319	75 131,502 1,753	58 120,803 2,083
新潟	412 586,683 1,424			39 66,255 1,699		
富山	133 228,413 1,717	35 70,560 2,016	50 102,900 2,058			
静岡	489 2,615,915 5,350	24 151,515 6,313	69 356,034 5,160	40 217,639 5,441	15 104,328 6,955	17 107,226 6,307
愛知	3,766 6,397,675 1,699	245 368,550 1,504	222 340,326 1,533	307 490,140 1,597	396 696,782 1,760	415 928,886 2,238
兵庫	3,777 10,279,545 2,722	234 684,650 2,926	229 626,900 2,738	239 665,750 2,786	284 783,350 2,758	305 859,950 2,820
鳥取	2,406 3,829,529 1,592	186 311,850 1,677	179 293,748 1,641	168 275,940 1,643	208 330,750 1,590	222 332,693 1,499
愛媛	12 51,975 4,331					
福岡	92 338,415 3,678		3 18,900 6,300	8 37,800 4,725		11 56,700 5,155
長崎	12 3,780 315					12 3,780 315
大分	12 129,675 10,806			2 21,000 10,500	1 12,600 12,600	2 24,150 12,075
鹿児島	120 400,777 3,340					
沖縄	647 3,941,175 6,091	36 195,300 5,425	36 207,900 5,775	68 400,050 5,883	35 304,500 8,700	
かに類	58,181	2,949	4,323	3,769	3,681	5,171
合計	85,970,351	3,731,587	4,889,833	4,402,908	4,593,900	6,096,965
平均単価	1,478	1,265	1,131	1,168	1,248	1,179
福島	17 23,310 1,371		17 23,310 1,371			
北海道	36,444 52,454,129 1,439	2,609 2,768,714 1,061	3,800 3,746,781 986	3,041 3,179,222 1,045	1,622 1,997,606 1,232	1,705 2,327,592 1,365
青森	12,371 12,557,830 1,015	59 150,150 2,545	110 292,950 2,663	147 347,655 2,365	1,528 1,268,894 830	2,749 2,063,038 750
岩手	211 120,122 569	7 3,980 569				68 13,808 203

9月	10月	11月	12月	1月	2月	3月
6: 9,450: 1,575:	24: 12,285: 512:	5: 9,450: 1,890:	117: 106,890: 914:			6: 9,072: 1,512:
			0: 1,670: 0:	83: 93,408: 1,125:	32: 41,832: 1,307:	90: 117,264: 1,303:
904: 1,652,548: 1,828:	837: 1,262,682: 1,509:	1,056: 1,225,207: 1,160:	531: 660,408: 1,244:		50: 31,500: 630:	7: 8,820: 1,260:
255: 375,020: 1,471:	254: 321,059: 1,264:	119: 385,834: 3,242:	650: 1,745,307: 2,685:	225: 547,483: 2,433:	72: 215,671: 2,995:	26: 99,666: 3,833:
81: 117,411: 1,450:	163: 180,243: 1,106:	163: 190,281: 1,167:	149: 263,519: 1,769:	80: 100,884: 1,261:	35: 64,512: 1,843:	29: 76,923: 2,653:
	199: 271,989: 1,367:	174: 248,439: 1,428:				
48: 54,953: 1,145:						
17: 108,780: 6,399:	32: 208,821: 6,526:	86: 366,013: 4,256:	121: 570,036: 4,711:	20: 112,931: 5,647:	23: 145,599: 6,330:	25: 166,993: 6,680:
352: 712,210: 2,023:	285: 461,265: 1,618:	249: 411,180: 1,651:	461: 653,942: 1,419:	227: 339,938: 1,498:	248: 379,838: 1,532:	359: 614,618: 1,712:
274: 746,600: 2,725:	316: 852,939: 2,699:	402: 1,030,302: 2,563:	659: 1,734,854: 2,633:	200: 576,450: 2,882:	300: 800,100: 2,667:	335: 917,700: 2,739:
186: 290,850: 1,564:	177: 274,260: 1,549:	201: 310,128: 1,543:	264: 414,330: 1,569:	189: 295,890: 1,566:	183: 290,220: 1,586:	243: 408,870: 1,683:
					3: 23,625: 7,875:	9: 28,350: 3,150:
5: 18,900: 3,780:	17: 50,400: 2,965:	10: 37,800: 3,780:	5: 18,900: 3,780:	5: 18,900: 3,780:	5: 18,900: 3,780:	23: 61,215: 2,662:
3: 3,150: 1,050:	0: 31,500: 0:		1: 9,450: 9,450:		1: 10,500: 10,500:	2: 17,325: 8,663:
9: 50,820: 5,647:					4: 29,138: 7,285:	107: 320,819: 2,998:
16: 100,800: 6,300:	59: 346,500: 5,873:	70: 371,700: 5,310:	117: 733,950: 6,273:	63: 361,200: 5,733:	66: 409,500: 6,205:	81: 509,775: 6,294:
3,289: 4,486,692: 1,364:	4,205: 5,790,618: 1,377:	4,635: 7,321,420: 1,580:	12,268: 22,701,032: 1,850:	2,744: 4,972,777: 1,812:	4,515: 6,985,172: 1,547:	6,632: 9,997,447: 1,507:
960: 2,412,019: 2,513:	2,415: 3,496,396: 1,448:	2,113: 3,497,960: 1,655:	8,934: 16,134,688: 1,806:	1,843: 2,759,250: 1,497:	2,861: 4,099,275: 1,433:	4,541: 6,034,626: 1,329:
1,924: 1,331,757: 692:	1,115: 1,046,667: 939:	1,741: 1,721,403: 989:	1,247: 1,526,995: 1,225:	308: 671,475: 2,180:	833: 1,093,240: 1,312:	610: 1,043,606: 1,711:
60: 8,831: 147:		7: 6,405: 915:		42: 50,400: 1,200:		27: 36,698: 1,359:

種別・出荷地	計	4月	5月	6月	7月	8月
かに類	1,061	2			34	50
宮城	855,374	6,615			16,695	7,350
	806	3,308			491	147
秋田	10	10				
	6,122	6,122				
	612	612				
山形	2		2			
	1,050		1,050			
	525		525			
茨城	56		12	8		
	52,564		13,818	7,739		
	939		1,152	967		
千葉	433					6
	448,148					24,518
	1,035					4,086
東京	6,848	258	365	536	497	592
	18,505,053	793,066	798,652	823,361	1,310,705	1,659,189
	2,702	3,074	2,188	1,536	2,637	2,803
新潟	476	4	17	19		
	536,991	2,940	13,272	10,973		
	1,128	735	781	578		
富山	99					
	65,093					
	658					
福井	34					
	191,867					
	5,643					
愛知	24					1
	16,202					1,470
	675					1,470
兵庫	14					
	39,606					
	2,829					
鳥取	63					
	62,932					
	999					
宮崎	18			18		
	33,958			33,958		
	1,887			1,887		
いか類	484,592	18,008	22,096	26,644	45,474	60,404
合計	228,531,650	11,586,055	14,662,233	13,963,817	18,199,828	24,282,920
平均単価	472	643	664	524	400	402
福島	31,656	1,837	2,519	3,556	1,956	3,042
	22,920,830	1,513,235	1,988,291	2,212,793	1,410,434	2,148,625
	724	824	789	622	721	706
北海道	15,961			645	2,485	460
	6,334,000			213,801	782,933	153,930
	397			331	315	335
青森	248,696	4,003	3,452	4,045	32,269	48,869
	95,288,337	1,717,065	1,271,487	1,384,215	11,088,823	17,629,166
	383	429	368	342	344	361
岩手	10,412					
	6,965,700					
	669					
宮城	13,970					2,260
	6,059,543					985,320
	434					436
秋田	600			330	270	
	197,295			109,725	87,570	
	329			333	324	
山形	81			12		12
	127,529			22,151		25,956
	1,574			1,846		2,163
茨城	80,233	6,192	7,480	7,970	3,429	3,492
	40,858,252	3,846,448	4,293,638	4,101,618	1,845,848	1,789,938
	509	621	574	515	538	513

9月	10月	11月	12月	1月	2月	3月
	213 114,471 537	13 1,145 88		8 5,040 630	53 44,153 833	688 659,905 959
17 11,057 650		7 7,560 1,080	12 12,390 1,033			
15 11,025 735			390 394,587 1,012		22 18,018 819	
179 616,245 3,443	384 1,045,233 2,722	692 2,029,115 2,932	1,645 4,572,258 2,779	477 1,413,595 2,964	542 1,418,550 2,617	681 2,025,084 2,974
	68 76,826 1,130	52 47,206 908	17 16,599 976	66 73,017 1,106	184 247,710 1,346	49 48,448 989
99 65,093 658						
					8 48,300 6,038	26 143,567 5,522
15 9,692 646		8 5,040 630				
		2 5,586 2,793	12 34,020 2,835			
20 20,973 1,049	10 11,025 1,103		11 9,495 863		12 15,926 1,327	10 5,513 551
42,016 18,461,669 439	36,387 17,867,778 491	55,105 23,895,962 434	66,653 28,394,290 426	41,309 19,155,149 464	40,323 19,022,309 472	30,173 19,039,640 631
2,752 1,998,230 726	3,238 2,225,062 687	2,289 1,765,327 771	2,164 1,628,690 753	2,073 1,512,656 730	2,465 1,731,406 702	3,765 2,786,081 740
2,383 1,063,230 446	3,015 1,297,695 430	3,877 1,592,808 411	500 189,000 378	528 197,190 373	602 243,758 405	1,466 599,655 409
32,075 12,749,393 397	24,515 10,895,977 444	39,348 14,730,454 374	49,309 18,626,619 378	9,245 4,514,213 488	610 284,025 466	956 396,900 415
	25 8,002 320	3,881 2,333,941 601	4,483 3,239,140 723	2,023 1,384,617 684		
	100 25,200 252	1,605 695,095 433	4,255 1,953,422 459	5,130 2,093,053 408	520 212,627 409	100 94,826 948
19 37,800 1,989	13 24,192 1,861		25 17,430 697			
3,740 1,784,992 477	2,692 1,343,742 499	2,230 1,151,638 516	4,426 1,865,111 421	10,749 4,528,302 421	13,782 6,233,476 452	14,051 8,073,501 575

種別・出荷地	計	4月	5月	6月	7月	8月
いか類	46,549	2,578	6,083	3,941	908	1,296
千葉	25,698,017	2,346,940	5,032,984	2,518,164	320,145	566,370
	552	910	827	639	353	437
東京	2,891	375	108	405	515	18
	1,865,109	179,487	112,875	283,490	328,737	31,385
	645	479	1,045	700	638	1,744
神奈川	246	116	101		16	11
	190,097	86,730	63,000		23,520	13,949
	773	748	624		1,470	1,268
新潟	5,320	85	15	3,866	721	11
	2,652,138	120,225	14,700	1,736,963	312,533	3,780
	499	1,414	980	449	433	344
富山	7,619	2,008	1,261	190		
	4,815,877	1,372,735	912,242	79,590		
	632	684	723	419		
福井	1,686		271	266		
	1,766,534		205,800	164,640		
	1,048		759	619		
静岡	4,211	10	16	828	2,283	275
	2,266,312	11,498	21,294	450,345	1,190,018	117,811
	538	1,150	1,331	544	521	428
愛知	380					
	168,611					
	444					
兵庫	1,972	216	307	252	222	168
	1,177,419	120,330	174,669	136,710	122,535	86,310
	597	557	569	543	552	514
鳥取	1,575	500	250			
	1,402,077	189,000	199,500			
	890	378	798			
島根	1,312				12	16
	1,159,200				12,600	29,400
	884				1,050	1,838
山口	1,114		203	270	169	151
	1,796,340		345,450	455,700	294,735	289,275
	1,613		1,702	1,688	1,744	1,916
福岡	7,724		14	14	209	302
	4,331,943		17,640	31,500	367,500	387,450
	561		1,260	2,250	1,758	1,283
長崎	29					
	42,210					
	1,456					
鹿児島	76	10	16			
	137,825	4,200	8,663			
	1,813	420	541			
沖縄	279	78		54	10	21
	310,455	78,162		62,412	11,897	24,255
	1,113	1,002		1,156	1,190	1,155
たこ類	164,982	8,585	20,145	14,959	10,994	12,975
合計	172,525,255	9,047,602	13,719,485	12,118,368	12,073,606	15,126,633
平均単価	1,046	1,054	681	810	1,098	1,166
福島	105,607	7,703	10,208	9,487	8,138	10,650
	135,340,276	8,110,038	10,353,327	9,715,413	9,417,891	13,010,282
	1,282	1,053	1,014	1,024	1,157	1,222
北海道	6,367	418	829	290	474	432
	8,704,919	514,017	983,871	342,300	511,634	617,400
	1,367	1,230	1,187	1,180	1,079	1,429
青森	1,779	95	148	174	380	215
	1,960,700	59,730	204,846	215,724	395,294	194,345
	1,102	629	1,384	1,240	1,040	904
岩手	10,242	22	462	1,096	1,058	1,262
	6,844,299	26,040	402,634	706,332	689,301	823,637
	668	1,184	872	644	652	653
宮城	1,305				65	
	1,364,124				68,324	
	1,045				1,051	

9月	10月	11月	12月	1月	2月	3月
	587	5	812	7,946	14,877	7,516
	192,046	3,948	219,939	3,136,610	6,667,044	4,693,827
	327	790	271	395	448	625
	250			575	490	155
	133,560			455,175	228,270	112,130
	534			792	466	723
			2			
			2,898			
			1,449			
	106	299		19	147	51
	70,011	195,737		11,655	142,853	43,681
	660	655		613	972	856
15		75	30	1,459	1,756	825
4,791		52,448	12,600	672,935	866,646	841,890
319		699	420	461	494	1,020
	60	600	317		18	154
	72,450	699,090	375,964		42,526	206,064
	1,208	1,165	1,186		2,363	1,338
160	110	481	48			
56,070	60,375	340,001	18,900			
350	549	707	394			
258		80	42			
94,113		42,000	32,498			
365		525	774			
198	277	207	125			
120,645	158,970	161,700	95,550			
609	574	781	764			
				132	291	402
				127,838	303,981	581,758
				968	1,045	1,447
115	1,027	80	50			12
141,750	856,800	65,100	47,250			6,300
1,233	834	814	945			525
186	135					
250,005	161,175					
1,344	1,194					
90	190	48	45	1,430	4,741	641
132,300	288,120	66,675	46,725	520,905	2,037,273	435,855
1,470	1,516	1,389	1,038	364	430	680
						29
						42,210
						1,456
						50
						124,962
						2,499
25	47		20		24	
28,350	54,401		22,554		28,424	
1,134	1,157		1,128		1,184	
9,881	15,780	20,776	25,877	9,085	7,114	8,811
11,126,923	12,070,107	15,426,197	37,749,571	11,763,642	9,275,938	13,027,183
1,126	765	743	1,459	1,295	1,304	1,479
6,336	6,367	7,089	20,603	6,701	5,252	7,073
8,684,733	7,892,220	9,062,371	31,655,665	9,107,300	7,415,632	10,915,404
1,371	1,240	1,278	1,536	1,359	1,412	1,543
252	663	279	1,206	379	198	947
396,585	788,163	419,580	2,087,432	503,916	283,143	1,256,878
1,574	1,189	1,504	1,731	1,330	1,430	1,327
29	50	187	181	188	17	115
30,660	38,358	207,397	243,076	204,330	22,575	144,365
1,057	767	1,109	1,343	1,087	1,328	1,255
931	927	957	2,060	906	479	82
616,649	497,748	556,711	1,419,372	761,751	304,486	39,638
662	537	582	689	841	636	483
14		1,030	157	6		33
14,700		974,689	266,595	6,930		32,886
1,050		946	1,698	1,155		997

種別・出荷地	計	4月	5月	6月	7月	8月
たこ類	226					
秋田	226,275 1,001					
茨城	38,407 16,785,004 437	327 308,482 943	8,498 1,774,807 209	3,900 1,135,449 291	879 991,162 1,128	390 438,286 1,124
千葉	263 243,864 927	10 9,450 945				
東京	675 1,011,885 1,499	10 19,845 1,985				15 29,925 1,995
新潟	12 3,150 263			12 3,150 263		
富山	48 23,801 496					
愛知	51 16,958 333					11 12,758 1,160
うに類	22,509	1,374	1,907	2,016	2,648	2,542
合計	157,083,110	8,861,762	11,786,137	12,564,544	14,438,207	16,588,048
平均単価	6,979	6,450	6,180	6,232	5,452	6,526
福島	20 232,680 11,634	5 25,830 5,166				
北海道	6,919 74,886,383 10,823	428 4,135,011 9,661	505 5,387,187 10,668	938 7,453,391 7,946	1,016 8,930,688 8,790	820 8,481,695 10,344
青森	2,055 8,318,645 4,048	91 481,951 5,296	622 2,452,969 3,944	314 1,772,454 5,645	447 606,166 1,356	188 399,159 2,123
岩手	18 68,250 3,792					
宮城	705 3,708,299 5,260			12 67,725 5,644	157 563,273 3,588	306 1,312,334 4,289
千葉	4,518 23,405,361 5,180	42 254,521 6,060	122 425,882 3,491	273 1,256,279 4,602	546 2,318,881 4,247	838 4,456,001 5,317
東京	4,019 24,677,933 6,140	181 1,133,908 6,265	132 900,208 6,820	4 14,175 3,544	24 132,723 5,530	73 442,031 6,055
神奈川	892 5,690,159 6,379	96 553,773 5,768	179 1,046,142 5,844	22 125,634 5,711		28 265,650 9,488
大阪	383 1,910,253 4,988	76 396,420 5,216	37 197,087 5,327	4 41,790 10,448	6 14,112 2,352	
山口	676 5,021,060 7,428	102 594,932 5,833	50 344,507 6,890			
愛媛	11 61,005 5,546					
長崎	2,293 9,103,082 3,970	353 1,285,416 3,641	260 1,032,155 3,970	449 1,833,096 4,083	452 1,872,364 4,142	289 1,231,178 4,260
なまこ	650	12	36	3	6	
合計	776,710	9,660	28,980	6,930	17,850	
平均単価	1,195	805	805	2,310	2,975	
福島	61 57,372 941			3 6,930 2,310		

9月	10月	11月	12月	1月	2月	3月
115; 91,350; 794;						111 134,925 1,216
1,945; 988,935; 508;	7,652; 2,653,593; 347	11,183; 4,108,849; 367	1,312; 1,791,777; 1,366	843; 1,045,015; 1,240	1,078; 1,119,062; 1,038	400 429,587 1,074
1; 25,410; 25,410;	1 23,100 23,100	1 23,100 23,100	248 116,604 470	2 46,200 23,100		
170; 249,900; 1,470;	120 176,925 1,474	50 73,500 1,470	110 169,050 1,537	60 88,200 1,470	90 131,040 1,456	50 73,500 1,470
48; 23,801; 496;						
40; 4,200; 105;						
1,530; 12,266,751; 8,017;	1,545; 10,536,570; 6,820	1,758; 12,259,646; 6,974	2,658; 22,434,883; 8,441	1,253; 10,095,494; 8,057	1,588; 10,452,082; 6,582	1,690 14,798,986 8,757
			13; 174,825; 13,448	2; 32,025; 16,013		
450; 5,191,518; 11,537;	292 3,974,094 13,610	429 5,515,861 12,857	654 9,312,398 14,239	389 4,539,836 11,671	514 4,917,209 9,567	484 7,047,495 14,561
109; 850,763; 7,805;	23 85,366 3,712	55 323,033 5,873	54 311,484 5,768	10 66,045 6,605	68 415,800 6,115	74 553,455 7,479
		7 27,300 3,900		7 27,300 3,900		4 13,650 3,413
77; 663,306; 8,614;	20 183,225 9,161	12 88,200 7,350	5 36,225 7,245	10 97,860 9,786	44 385,876 8,770	62 310,275 5,004
377; 2,074,278; 5,502;	383 1,746,685 4,561	410 1,211,618 2,955	658 4,813,119 7,315	196 1,468,690 7,493	203 1,026,562 5,057	470 2,352,845 5,006
207; 1,668,703; 8,061;	315 2,129,616 6,761	619 3,732,672 6,030	1,039 6,310,139 6,073	495 2,923,931 5,907	552 2,600,396 4,711	378 2,689,431 7,115
82; 531,615; 6,483;	51 249,009 4,883	69 386,035 5,595	37 260,612 7,044	79 511,197 6,471	97 496,707 5,121	152 1,263,785 8,314
13; 76,965; 5,920;	14 55,650 3,975	64 269,536 4,212	116 568,051 4,897	20 94,920 4,746	21 94,292 4,490	12 101,430 8,453
63; 574,035; 9,112;	130 1,003,486 7,719	84 647,116 7,704	70 602,439 8,606	45 333,690 7,415	89 515,240 5,789	43 405,615 9,433
						11 61,005 5,546
152; 635,568; 4,181;	317 1,109,439 3,500	9 58,275 6,475	12 45,591 3,799			
3; 31,500; 10,500;	37 76,241 2,061	25 36,540 1,462	93 175,949 1,892	184 154,300 839	110 116,697 1,061	141 122,063 866
		10 5,040 504		17 21,420 1,260	31 23,982 774	

種別・出荷地	計	4月	5月	6月	7月	8月
なまこ	74					
青森	51,305 693					
秋田	20 12,285 614					
山形	51 40,635 797	6 5,040 840	36 28,980 805			
新潟	61 62,161 1,019	6 4,620 770				
静岡	221 238,739 1,080					
島根	90 78,225 869					
広島	58 228,900 3,947				6 17,850 2,975	
山口	14 7,088 506					
あゆ	3,663	82	371	1,175	745	747
合計	5,008,978	136,710	519,070	1,613,378	1,012,432	970,810
平均単価	1,367	1,667	1,399	1,373	1,359	1,300
福島	3 4,725 1,575			3 4,725 1,575		
栃木	558 747,285 1,339			44 72,240 1,642	66 105,525 1,599	277 354,060 1,278
東京	1,816 2,882,211 1,587	73 126,210 1,729	250 387,293 1,549	557 855,435 1,536	342 546,127 1,597	326 505,723 1,551
静岡	1,248 1,351,142 1,083	9 10,500 1,167	118 130,202 1,103	568 679,560 1,196	337 360,780 1,071	120 94,500 788
愛知	38 23,615 621		3 1,575 525	3 1,418 473		24 16,527 689
どじょう(うなぎ)	1,552	60	110	160	426	187
合計	6,438,435	185,325	392,963	620,603	1,936,946	620,372
平均単価	4,148	3,089	3,572	3,879	4,547	3,317
青森	75 146,297 1,951				21 43,166 2,056	34 57,876 1,702
宮城	59 175,697 2,978		10 34,650 3,465	11 35,963 3,269	19 58,275 3,067	7 20,853 2,979
栃木	60 246,750 4,113				60 246,750 4,113	
東京	17 56,385 3,317				5 14,700 2,940	
静岡	1,316 5,702,499 4,333	60 185,325 3,089	100 358,313 3,583	149 584,640 3,924	321 1,574,055 4,904	146 541,643 3,710
香川	7 18,312 2,616					
熊本	18 92,495 5,139					

9月	10月	11月	12月	1月	2月	3月
	16 14,711 919			58 36,594 631		
						20 12,285 614
						9 6,615 735
			23 31,343 1,363	6 2,835 473	19 18,585 978	7 4,778 683
	5 15,750 3,150	15 31,500 2,100	46 43,596 948	86 75,443 877	33 34,650 1,050	36 37,800 1,050
					21 17,640 840	69 60,585 878
3 31,500 10,500	16 45,780 2,861		24 101,010 4,209	3 10,920 3,640	6 21,840 3,640	
				14 7,088 506		
430 582,173 1,354	108 166,530 1,542	5 7,875 1,575				
117 147,420 1,260	54 68,040 1,260					
209 355,058 1,699	54 98,490 1,824	5 7,875 1,575				
96 75,600 788						
8 4,095 512						
110 409,290 3,721	61 229,950 3,770	75 314,685 4,196	128 566,108 4,423	97 430,175 4,435	47 228,690 4,866	91 503,328 5,531
20 45,255 2,263						
	4 9,450 2,363	2 4,725 2,363	4 8,253 2,063			2 3,528 1,764
10 32,235 3,224	2 9,450 4,725					
80 331,800 4,148	55 211,050 3,837	66 274,995 4,167	113 500,325 4,428	90 411,863 4,576	47 228,690 4,866	89 499,800 5,616
				7 18,312 2,616		
		7 34,965 4,995	11 57,530 5,230			

種別・出荷地	計	4月	5月	6月	7月	8月
あわび	5,703	97	141	263	436	402
合計	33,018,389	524,109	819,988	1,644,224	2,456,488	2,056,929
平均単価	5,790	5,403	5,816	6,252	5,634	5,117
福島	10 57,750 5,775					
北海道	90 826,875 9,188					
青森	121 278,712 2,303			20 44,352 2,218	10 22,176 2,218	20 44,352 2,218
宮城	540 3,965,329 7,343		10 91,875 9,188	43 390,075 9,072	39 312,480 8,012	74 400,575 5,413
山形	5 33,443 6,689					
茨城	176 1,325,993 7,534				79 577,815 7,314	49 340,778 6,955
千葉	3,847 22,046,451 5,731	76 388,554 5,113	118 648,208 5,493	171 959,136 5,609	255 1,287,397 5,049	190 1,027,781 5,409
東京	151 663,494 4,394	6 13,755 2,293	6 14,343 2,391		6 16,065 2,678	24 74,918 3,122
新潟	45 239,663 5,326					
山梨	20 298,683 14,934			8 62,160 7,770		
静岡	287 1,713,383 5,970	15 121,800 8,120	7 65,562 9,366	21 188,501 8,976	41 190,155 4,638	5 23,625 4,725
島根	6 50,400 8,400				6 50,400 8,400	
山口	6 44,457 7,410					
愛媛	399 1,473,756 3,694					40 144,900 3,623
はまぐり	28,575	248	1,036	1,391	2,482	1,662
合計	17,311,002	147,371	618,406	1,063,196	1,605,980	989,726
平均単価	606	594	597	764	647	596
福島	70 18,270 261					
秋田	6,603 3,191,959 483	123 51,450 418	265 120,750 456	98 40,950 418	30 12,600 420	30 11,025 368
茨城	4,967 4,763,684 959	13 19,740 1,518	219 150,782 689	539 317,604 589	828 531,543 642	518 364,386 703
千葉	14,191 7,189,727 507	12 4,620 385	425 235,201 553	575 287,597 500	1,511 913,134 604	975 494,344 507
三重	2,429 1,487,964 613	98 61,481 627	120 76,393 637	84 50,721 604	88 54,448 619	126 76,080 604
福岡	168 90,510 539					

9月	10月	11月	12月	1月	2月	3月
492; 2,677,978; 5,443;	479; 2,782,041; 5,808;	678; 3,917,936; 5,779;	1,087; 6,318,255; 5,813;	459; 2,835,552; 6,178;	533; 3,028,043; 5,681;	636; 3,956,846; 6,221;
						10 57,750 5,775
		40 341,250 8,531	35 341,250 9,750	5 47,250 9,450	5 47,250 9,450	5 49,875 9,975
11; 34,776; 3,161;	20; 44,352; 2,218;	10 22,176 2,218	10 22,176 2,218		10 22,176 2,218	10 22,176 2,218
11; 103,950; 9,450;	10; 101,745 10,175	36 122,745 3,410	104 877,151 8,434	87 708,530 8,144	63 396,187 6,289	63 460,016 7,302
						5 33,443 6,689
5; 49,875; 9,975;	43; 357,525 8,315					
328; 1,845,369; 5,626;	326; 1,932,700 5,929	508 3,043,317 5,991	805 4,358,711 5,415	306 1,825,567 5,966	331 1,959,958 5,921	433 2,769,753 6,397
9; 30,429; 3,381;			12 31,500 2,625		57 293,257 5,145	31 189,227 6,104
		21 107,363 5,113	9 56,700 6,300	12 61,425 5,119	3 14,175 4,725	
			8 207,123 25,890			4 29,400 7,350
57; 367,879; 6,454;	30; 161,969 5,399	33 164,535 4,986	26 122,504 4,712	9 43,470 4,830	18 102,218 5,679	25 161,165 6,447
					6 44,457 7,410	
71; 245,700; 3,461;	50; 183,750 3,675	30 116,550 3,885	78 301,140 3,861	40 149,310 3,733	40 148,365 3,709	50 184,041 3,681
888; 602,346; 678;	1,851 1,237,232 668	2,244 1,603,428 715	3,251 1,958,811 603	3,023 1,403,838 464	4,582 2,744,473 599	5,917 3,336,195 564
						70 18,270 261
270; 117,338; 435;	479; 218,400 456	846 397,845 470	1,140 541,800 475	608 291,375 479	1,130 576,298 510	1,584 812,128 513
94; 158,529; 1,686;	166 265,923 1,602	196 256,694 1,310	234 299,754 1,281	352 364,938 1,037	793 901,341 1,137	1,015 1,132,450 1,116
361; 215,460; 597;	1,051 661,080 629	976 814,275 834	1,229 719,460 585	1,815 590,101 325	2,503 1,172,645 468	2,758 1,081,810 392
158; 91,961; 582;	153 90,569 592	216 130,414 604	648 397,797 614	248 157,424 635	156 94,189 604	334 206,487 618
	2 1,260 630	10 4,200 420				156 85,050 545

種別・出荷地	計	4月	5月	6月	7月	8月
はまぐり	147	2	7	95	25	13
長崎	568,888	10,080	35,280	366,324	94,255	43,891
	3,870	5,040	5,040	3,856	3,770	3,376
あさり	137,382	11,557	15,204	12,887	10,109	8,746
合計	85,647,611	7,109,327	9,239,756	7,963,619	6,320,731	6,009,997
平均単価	623	615	608	618	625	687
北海道	19,675	1,444	1,901	2,146	2,141	1,902
	14,188,019	874,758	1,258,627	1,333,030	1,435,198	1,306,942
	721	606	662	621	670	687
宮城	7,762		73	483	594	628
	4,218,634		40,152	264,600	323,820	337,210
	543		550	548	545	537
茨城	1,192	108	108	108	83	106
	1,876,896	158,760	158,760	163,296	134,064	172,368
	1,575	1,470	1,470	1,512	1,615	1,626
千葉	91,091	9,312	11,325	8,752	5,972	4,764
	52,507,240	5,507,654	6,312,269	5,044,333	3,342,211	3,077,537
	576	591	557	576	560	646
東京	208	20	15	10	5	
	156,777	11,025	14,018	5,250	8,138	
	754	551	935	525	1,628	
新潟	250					
	174,510					
	698					
愛知	83					
	60,795					
	732					
広島	11,636	673	1,782	1,388	1,314	1,346
	9,519,826	557,130	1,455,930	1,153,110	1,077,300	1,115,940
	818	828	817	831	820	829
熊本	5,485					
	2,944,914					
	537					
ほたて	68,514	5,719	5,724	4,867	3,838	4,030
合計	59,782,915	3,442,900	4,092,304	4,103,794	3,769,478	4,594,848
平均単価	873	602	715	843	982	1,140
福島	15					
	6,300					
	420					
北海道	46,943	3,192	3,598	3,762	3,037	2,757
	45,951,841	2,456,267	2,994,191	3,218,744	2,873,420	3,272,242
	979	770	832	856	946	1,187
青森	15,839	2,414	1,824	886	352	537
	8,578,444	876,645	945,589	693,582	478,197	741,616
	542	363	518	783	1,359	1,381
岩手	904		243			
	715,365		53,235			
	791		219			
宮城	85					
	35,280					
	415					
茨城	26					26
	32,760					32,760
	1,260					1,260
千葉	140					
	36,750					
	263					
東京	4,556	113	59	219	449	710
	4,415,675	109,988	99,289	191,468	417,861	548,230
	969	973	1,683	874	931	772
福岡	6					
	10,500					
	1,750					
かき	84,470		843	1,257	3,489	3,173
合計	71,043,916		573,420	918,609	1,995,846	1,697,787
平均単価	841		680	731	572	535

9月	10月	11月	12月	1月	2月	3月
5; 19,058; 3,812;						
9,673; 6,363,463; 658;	9,531; 6,340,388; 665;	7,779; 5,196,985; 668;	8,660; 5,824,611; 673;	11,975; 7,417,670; 619;	14,085; 7,964,988; 565;	17,176; 9,896,076; 576;
1,537; 1,158,245; 754;	2,022; 1,418,394; 701;	1,648; 1,209,495; 734;	1,781; 1,366,576; 767;	1,123; 907,239; 808;	640; 604,546; 945;	1,390; 1,314,969; 946;
651; 353,904; 544;	538; 290,430; 540;	565; 306,653; 543;	861; 468,720; 544;	886; 480,848; 543;	1,226; 672,840; 549;	1,257; 679,457; 541;
108; 172,368; 1,596;	107; 170,352; 1,592;	71; 114,912; 1,618;	108; 172,368; 1,596;	107; 172,368; 1,611;	72; 114,912; 1,596;	106; 172,368; 1,626;
6,025; 3,584,793; 595;	5,167; 3,139,262; 608;	4,287; 2,564,435; 598;	4,973; 3,079,847; 619;	9,562; 5,636,274; 589;	8,659; 4,677,839; 540;	12,293; 6,540,786; 532;
5; 8,138; 1,628;				47; 24,381; 519;	86; 58,527; 681;	20; 27,300; 1,365;
						250; 174,510; 698;
32; 16,695; 522;	15; 9,450; 630;				30; 22,050; 735;	6; 12,600; 2,100;
1,315; 1,069,320; 813;	1,202; 997,500; 830;	1,208; 1,001,490; 829;	937; 737,100; 787;	250; 196,560; 786;	60; 45,360; 756;	161; 113,086; 702;
	480; 315,000; 656;				3,312; 1,768,914; 534;	1,693; 861,000; 509;
3,701; 3,819,134; 1,032;	3,816; 4,541,310; 1,190;	3,876; 4,614,158; 1,190;	8,206; 7,989,669; 974;	4,928; 4,838,162; 982;	7,577; 6,053,091; 799;	12,232; 7,924,067; 648;
		15; 6,300; 420;				
2,319; 2,803,028; 1,209;	2,997; 3,642,263; 1,215;	3,048; 3,572,281; 1,172;	7,295; 7,021,201; 962;	3,860; 3,909,047; 1,013;	5,606; 4,813,515; 859;	5,472; 5,375,642; 982;
785; 530,796; 676;	206; 241,017; 1,170;	453; 572,796; 1,264;	404; 366,870; 908;	566; 403,599; 713;	1,419; 759,943; 536;	5,993; 1,967,794; 328;
			36; 45,360; 1,260;	157; 173,880; 1,108;	192; 182,070; 948;	276; 260,820; 945;
						85; 35,280; 415;
						140; 36,750; 263;
597; 485,310; 813;	613; 658,030; 1,073;	360; 462,781; 1,286;	471; 556,238; 1,181;	345; 351,636; 1,019;	360; 297,563; 827;	260; 237,281; 913;
						6; 10,500; 1,750;
1,840; 927,162; 504;	8,130; 5,482,634; 674;	10,798; 13,005,607; 1,204;	15,613; 14,753,852; 945;	10,694; 12,036,728; 1,126;	19,780; 12,693,681; 642;	8,853; 6,958,590; 786;

種別・出荷地	計	4月	5月	6月	7月	8月
かき	123			4		63
福島	106,103 863			20,948 5,237		25,725 408
北海道	1,301 742,140 570					
青森	40 26,250 656					
宮城	3,524 2,348,462 666					
秋田	1,576 1,056,534 670		170 141,279 831	295 307,706 1,043	755 413,546 548	356 194,003 545
山形	3,787 2,497,013 659		36 22,575 627	655 455,124 695	1,620 1,106,702 683	1,386 865,887 625
千葉	6,201 3,434,479 554		1 1,890 1,890		200 86,940 435	225 94,500 420
東京	3,807 1,502,319 395			20 14,700 735		
新潟	2,589 1,083,287 418		10 7,350 735	2 2,100 1,050	914 388,658 425	1,143 517,672 453
石川	459 280,508 611		290 209,003 721	169 71,505 423		
兵庫	20,901 22,977,637 1,099					
広島	39,714 34,751,335 875					
大分	448 237,849 531		336 191,323 569	112 46,526 415		
ほっき	64,048	3,583	4,338	4,229	4,740	5,450
合計	35,044,923	1,642,731	2,545,049	2,407,023	2,941,164	3,842,429
平均単価	547	458	587	569	620	705
福島	12 3,150 263					
北海道	53,183 31,231,667 587	3,563 1,635,381 459	4,113 2,419,206 588	4,029 2,302,023 571	4,329 2,687,693 621	5,252 3,746,354 713
青森	8,370 2,263,780 270					
宮城	421 251,371 597				401 247,171 616	
東京	2,062 1,294,955 628	20 7,350 368	225 125,843 559	200 105,000 525	10 6,300 630	198 96,075 485
さざえ	6,293	345	203	273	715	1,059
合計	6,576,801	256,779	186,669	252,630	598,250	938,911
平均単価	1,045	744	920	925	837	887
福島	41 26,402 644					
山形	60 50,400 840					60 50,400 840

9月	10月	11月	12月	1月	2月	3月
5; 4,200; 840;		39 41,055 1,053	12 14,175 1,181			
	59 44,100 747	90 58,800 653	512 257,040 502	280 168,000 600	320 186,900 584	40 27,300 683
40; 26,250; 656;						
6; 0; 0;	1,674 1,102,974 659	1,199 808,714 674	555 360,229 649	60 48,195 803	10 9,450 945	20 18,900 945
90; 46,725; 519;						
579; 327,286; 565;	984 556,858 566	852 499,102 586	1,119 634,969 567	531 289,688 546	920 504,015 548	790 439,231 556
600; 355,194; 592;	2,574 658,035 256	530 423,780 800	54 30,765 570	19 13,230 696	10 6,615 662	
520; 167,507; 322;						
	1,899 1,907,063 1,004	4,157 4,627,875 1,113	5,300 5,980,590 1,128	3,416 3,984,750 1,166	3,284 3,517,977 1,071	2,845 2,959,382 1,040
	940 1,213,604 1,291	3,931 6,546,281 1,665	8,061 7,476,084 927	6,388 7,532,865 1,179	15,236 8,468,724 556	5,158 3,513,777 681
4,646; 2,969,611; 639;	4,765 2,945,043 618	5,038 2,978,011 591	10,046 4,134,087 412	4,603 2,240,326 487	5,630 2,770,619 492	6,980 3,628,830 520
	12 3,150 263					
4,289; 2,793,526; 651;	4,463 2,789,643 625	5,018 2,967,511 591	5,684 2,915,222 513	3,323 1,819,968 548	3,728 2,156,703 579	5,392 2,998,437 556
			4,050 1,018,525 251	1,104 290,116 263	1,764 483,506 274	1,452 471,633 325
				20 4,200 210		
357; 176,085; 493;	290 152,250 525	20 10,500 525	312 200,340 642	156 126,042 808	138 130,410 945	136 158,760 1,167
646; 698,925; 1,082;	432 512,378 1,186	519 527,994 1,017	678 1,006,952 1,485	442 469,088 1,061	419 437,640 1,044	562 690,585 1,229
22; 12,516; 569;	14 10,736 767	5 3,150 630				

種別・出荷地	計	4月	5月	6月	7月	8月
さざえ	26					26
茨城	32,760					32,760
	1,260					1,260
千葉	1,485	175	8	15	5	150
	1,810,588	120,750	11,319	15,750	6,300	118,650
	1,219	690	1,415	1,050	1,260	791
神奈川	54	44				10
	41,160	28,560				12,600
	762	649				1,260
新潟	1,738	15		98	417	529
	1,397,710	11,288		82,530	304,081	425,251
	804	753		842	729	804
静岡	2,655	95	195	160	230	250
	2,760,033	86,101	175,350	154,350	239,726	254,625
	1,040	906	899	965	1,042	1,019
愛知	15					10
	11,550					8,400
	770					840
鳥取	50				30	20
	41,213				23,888	17,325
	824				796	866
島根	30					
	24,150					
	805					
山口	99	16			33	
	72,135	10,080			24,255	
	729	630			735	
福岡	40					4
	308,700					18,900
	7,718					4,725
しじみ	116,804	6,940	9,144	9,297	10,650	8,742
合計	69,024,036	4,467,121	5,615,824	5,411,570	6,667,288	5,655,067
平均単価	591	644	614	582	626	647
福島	8					
	2,940					
	368					
北海道	30			30		
	26,775			26,775		
	893			893		
青森	14,922	384	785	3,876	1,731	1,745
	8,941,152	378,945	472,605	2,213,917	1,036,750	924,265
	599	987	602	571	599	530
宮城	5					
	54,600					
	10,920					
茨城	65,658	4,563	7,079	4,915	8,160	6,597
	40,823,115	2,754,360	4,502,140	2,985,868	5,445,682	4,567,243
	622	604	636	608	667	692
千葉	32,354	1,591	1,026	272		90
	17,966,358	1,150,381	565,741	145,950		72,450
	555	723	551	537		805
東京	10					10
	11,235					11,235
	1,124					1,124
静岡	2,136		96	144	600	204
	332,640		20,160	26,460	87,570	27,720
	156		210	184	146	136
愛知	741	42	18		139	96
	473,571	28,035	8,978		93,086	52,154
	639	668	499		670	543
山口	940	360	140	60	20	
	391,650	155,400	46,200	12,600	4,200	
	417	432	330	210	210	
その他貝類	87,935	5,766	7,639	7,834	7,793	8,915
合計	94,187,679	5,611,195	6,954,129	6,892,036	7,729,418	10,439,982
平均単価	1,071	973	910	880	992	1,171

9月	10月	11月	12月	1月	2月	3月
179; 274,284; 1,532;	155; 238,617; 1,539;	150; 198,084; 1,321;	203; 299,681; 1,476;	150; 168,788; 1,125;	175; 181,965; 1,040;	120; 176,400; 1,470;
190; 159,600; 840;	105; 102,900; 980;	204; 170,310; 835;	105; 87,675; 835;	40; 28,350; 709;	15; 11,025; 735;	20; 14,700; 735;
220; 227,325; 1,033;	158; 160,125; 1,013;	160; 156,450; 978;	344; 373,896; 1,087;	240; 247,800; 1,033;	208; 225,960; 1,086;	395; 458,325; 1,160;
5; 3,150; 630;						
					20; 16,800; 840;	10; 7,350; 735;
30; 22,050; 735;				10; 8,400; 840;		10; 7,350; 735;
			26; 245,700; 9,450;	2; 15,750; 7,875;	1; 1,890; 1,890;	7; 26,460; 3,780;
8,857; 5,550,617; 627;	9,765; 5,975,483; 612;	9,750; 5,281,831; 542;	8,559; 4,841,383; 566;	16,525; 8,820,484; 534;	9,190; 5,019,278; 546;	9,385; 5,718,090; 609;
		8; 2,940; 368;				
2,037; 1,015,928; 499;	1,693; 906,835; 536;	1,091; 664,496; 609;	485; 352,170; 726;	383; 357,525; 933;	289; 189,841; 657;	423; 427,875; 1,012;
	5; 54,600; 10,920;					
6,026; 4,114,374; 683;	6,855; 4,566,275; 666;	6,898; 3,790,227; 549;	3,647; 1,942,353; 533;	3,312; 1,833,783; 554;	3,292; 1,778,543; 540;	4,314; 2,542,267; 589;
326; 235,095; 721;	420; 299,723; 714;	1,573; 795,818; 506;	4,421; 2,543,710; 575;	12,830; 6,629,176; 517;	5,243; 2,851,487; 544;	4,562; 2,676,827; 587;
180; 28,350; 158;	732; 114,030; 156;	180; 28,350; 158;				
288; 156,870; 545;	60; 34,020; 567;		6; 3,150; 525;		26; 30,357; 1,168;	66; 66,921; 1,014;
					340; 169,050; 497;	20; 4,200; 210;
7,110; 8,270,028; 1,163;	7,434; 7,696,540; 1,035;	7,650; 7,890,785; 1,031;	10,303; 11,726,051; 1,138;	5,141; 6,932,415; 1,348;	5,448; 6,521,134; 1,197;	6,902; 7,523,966; 1,090;

種別・出荷地	計	4月	5月	6月	7月	8月
その他貝類	696				158	85
福島	996,000				162,435	108,360
	1,431				1,028	1,275
北海道	37,116	2,612	4,050	4,002	3,189	4,011
	59,622,186	3,525,905	4,611,880	4,223,750	4,606,915	6,716,918
	1,606	1,350	1,139	1,055	1,445	1,675
青森	1,955	16	112	26	430	658
	813,219	4,200	71,359	20,738	199,448	242,658
	416	263	637	798	464	369
岩手	12					
	15,120					
	1,260					
宮城	191				30	
	151,347				9,597	
	792				320	
秋田	12			12		
	2,520			2,520		
	210			210		
茨城	1,199		23	175	232	94
	1,125,464		15,356	109,085	156,908	73,261
	939		668	623	676	779
埼玉	2,531	30	156	192	42	24
	1,766,888	17,850	108,150	129,150	30,975	21,000
	698	595	693	673	738	875
千葉	30,022	1,926	2,282	2,425	2,327	2,794
	15,398,037	980,021	1,222,204	1,374,872	1,046,540	1,755,498
	513	509	536	567	450	628
東京	1,238	40		110	209	336
	1,448,192	23,625		95,130	214,200	353,745
	1,170	591		865	1,025	1,053
新潟	5					
	2,625					
	525					
福井	8					8
	4,620					4,620
	578					578
山梨	12	6	6			
	12,348	6,174	6,174			
	1,029	1,029	1,029			
静岡	2,115	345	311	152	304	116
	1,714,073	291,795	203,910	109,305	232,050	107,625
	810	846	656	719	763	928
愛知	1,830	269	153	148	71	97
	1,522,444	227,907	119,320	106,922	70,592	79,582
	832	847	780	722	994	820
山口	501	54	56		52	48
	352,853	33,390	35,490		30,450	28,665
	704	618	634		586	597
福岡	229				10	20
	227,220				18,900	18,900
	992				1,890	945
長崎	8,255	468	490	592	739	621
	8,999,923	500,328	560,286	720,564	950,408	924,950
	1,090	1,069	1,143	1,217	1,286	1,489
大分	8					3
	12,600					4,200
	1,575					1,400
貝焼	5,405	39	83	422	559	1,030
合計	20,104,720	149,520	359,730	1,483,388	2,006,970	3,703,508
平均単価	3,720	3,834	4,334	3,515	3,590	3,596
福島	33		9	6		
	342,720		100,800	67,200		
	10,385		11,200	11,200		
青森	4,414	39	74	416	430	488
	16,242,913	149,520	258,930	1,416,188	1,528,170	1,688,610
	3,680	3,834	3,499	3,404	3,554	3,460

9月	10月	11月	12月	1月	2月	3月
47	93	54	204	5	10	40
63,420	145,878	80,892	349,440	1,575	16,800	67,200
1,349	1,569	1,498	1,713	315	1,680	1,680
3,134	2,774	2,646	4,172	2,380	1,980	2,166
5,648,580	4,899,303	4,899,584	7,829,064	4,884,087	3,992,919	3,783,281
1,802	1,766	1,852	1,877	2,052	2,017	1,747
360	59	193	76	20	5	
137,742	30,555	80,730	14,764	7,350	3,675	
383	518	418	194	368	735	
				12		
				15,120		
				1,260		
	9		44		32	76
	6,615		30,975		6,720	97,440
	735		704		210	1,282
	38	91	241	277	28	
	60,900	115,133	263,048	295,599	36,174	
	1,603	1,265	1,091	1,067	1,292	
138	353	329	427	224	301	315
120,750	262,500	209,738	292,425	131,775	214,200	228,375
875	744	638	685	588	712	725
2,639	3,523	3,540	3,591	1,200	1,470	2,305
1,423,227	1,688,876	1,682,555	1,425,545	682,249	762,152	1,354,298
539	479	475	397	569	518	588
235	56	87	120	23		22
313,950	60,585	130,725	188,790	28,350		39,092
1,336	1,082	1,503	1,573	1,233		1,777
5						
2,625						
525						
128	92	88	168	139	176	96
96,075	53,550	61,950	164,850	106,313	181,125	105,525
751	582	704	981	765	1,029	1,099
89	50	120	154	88	187	404
88,599	42,893	75,600	108,696	63,000	112,560	426,773
995	858	630	706	716	602	1,056
66	36	45	52	18	44	30
40,005	22,680	36,698	43,680	11,970	47,775	22,050
606	630	816	840	665	1,086	735
13	30	36	30	40	30	20
17,850	26,040	36,540	27,090	35,910	27,090	18,900
1,373	868	1,015	903	898	903	945
256	321	421	1,024	710	1,185	1,428
317,205	396,165	480,640	987,684	660,717	1,119,944	1,381,032
1,239	1,234	1,142	965	931	945	967
				5		
				8,400		
				1,680		
463	607	403	819	118	264	598
1,783,215	2,269,218	1,499,106	3,186,100	485,037	1,004,966	2,173,962
3,851	3,738	3,720	3,890	4,110	3,807	3,635
			6	6	6	
			60,480	60,480	53,760	
			10,080	10,080	8,960	
263	565	379	792	112	258	598
1,046,115	2,111,025	1,431,885	3,062,745	424,557	951,206	2,173,962
3,978	3,736	3,778	3,867	3,791	3,687	3,635

種別・出荷地	計	4月	5月	6月	7月	8月
貝焼	1					
東京	347					
	347					
長崎	957				129	542
	3,518,740				478,800	2,014,898
	3,677				3,712	3,718
こんぶ	18,787	1,939	2,497	2,006	1,623	1,370
合計	10,128,682	982,494	1,340,242	1,088,336	888,932	740,670
平均単価	539	507	537	543	548	541
福島	5					
	11,550					
	2,310					
岩手	16,006	1,850	2,371	1,994	1,619	1,362
	8,578,943	939,444	1,274,512	1,081,028	877,802	737,310
	536	508	538	542	542	541
宮城	22				4	8
	48,930				11,130	3,360
	2,224				2,783	420
茨城	60					
	25,200					
	420					
群馬	12			12		
	7,308			7,308		
	609			609		
新潟	2,473		6			
	1,353,641		5,670			
	547		945			
三重	209	89	120			
	103,110	43,050	60,060			
	493	484	501			
わかめ	67,040	4,468	4,706	6,424	6,295	4,934
合計	41,226,793	2,510,680	2,750,595	4,661,720	4,610,846	3,473,354
平均単価	615	562	584	726	732	704
福島	1,373		40	20	103	170
	500,011		13,125	6,300	32,813	55,650
	364		328	315	319	327
北海道	2,173	1,120	873	120		
	631,444	394,695	205,459	16,590		
	291	352	235	138		
岩手	20,145	2,087	1,582	1,838	2,088	1,977
	12,060,024	1,210,808	922,110	1,204,140	1,415,715	1,314,548
	599	580	583	655	678	665
宮城	37,107	185	967	3,975	3,452	2,459
	24,195,685	168,147	751,380	3,145,002	2,761,291	1,901,430
	652	909	777	791	800	773
群馬	102	102				
	48,195	48,195				
	473	473				
埼玉	150					
	42,683					
	285					
新潟	150					
	77,312					
	515					
愛知	11	1				
	5,670	0				
	515	0				
三重	1,097	547	495	55		
	917,868	447,258	424,368	46,242		
	837	818	857	841		
広島	7	7				
	4,536	4,536				
	648	648				
山口	48					
	20,160					
	420					

9月	10月	11月	12月	1月	2月	3月
			1 347 347			
200 737,100 3,686	42 158,193 3,767	24 67,221 2,801	20 62,528 3,126			
1,499 829,185 553	1,436 785,127 547	1,212 668,535 552	1,201 677,083 564	1,175 650,664 554	1,337 704,697 527	1,492 772,717 518
			5 11,550 2,310			
1,499 829,185 553	1,436 785,127 547	1,188 645,225 543	671 350,910 523	585 307,125 525	657 344,925 525	774 406,350 525
		6 18,900 3,150		2 7,770 3,885		2 7,770 3,885
					60 25,200 420	
		18 4,410 245	525 314,623 599	588 335,769 571	620 334,572 540	716 358,597 501
4,487 3,117,214 695	4,118 2,836,972 689	3,644 2,448,196 672	3,254 2,253,712 693	3,435 2,145,194 625	10,813 5,402,549 500	10,462 5,015,761 479
120 38,325 319	100 32,550 326	240 76,598 319	200 63,000 315	40 12,600 315	110 34,650 315	230 134,400 584
						60 14,700 245
1,722 1,133,790 658	1,640 1,087,800 663	1,507 964,425 640	935 562,275 601	849 489,720 577	2,006 817,672 408	1,914 937,021 490
2,317 1,783,084 770	1,903 1,491,113 784	1,594 1,229,954 772	1,808 1,447,742 801	2,172 1,429,871 658	8,353 4,355,376 521	7,922 3,731,295 471
	150 42,683 285					
		6 6,615 1,103	16 11,477 717	2 0 0	120 57,120 476	6 2,100 350
					10 5,670 567	
				48 20,160 420		

種別・出荷地	計	4月	5月	6月	7月	8月
わかめ	4,677	419	749	416	652	328
熊本	2,723,205	237,041	434,153	243,446	401,027	201,726
	582	566	580	585	615	615
その他藻類	94,947	8,577	6,992	7,977	8,139	8,070
合計	55,199,452	4,295,210	4,223,242	5,104,059	5,124,718	4,908,949
平均単価	581	501	604	640	630	608
福島	5,127	118	540	651	514	418
	3,318,190	70,980	351,257	405,195	317,310	269,010
	647	602	650	622	617	644
北海道	38					
	71,191					
	1,873					
青森	110				15	
	92,820				16,002	
	844				1,067	
岩手	1,313	10				
	544,050	2,625				
	414	263				
宮城	10,292		638	910	1,159	875
	6,531,780		484,260	749,521	869,505	696,631
	635		759	824	750	796
秋田	232		32	59	72	41
	469,667		66,150	119,543	144,586	82,688
	2,024		2,067	2,026	2,008	2,017
山形	36		36			
	32,865		32,865			
	913		913			
栃木	72					
	488,376					
	6,783					
埼玉	2,835	1,234	33	33	66	186
	481,068	74,088	10,584	10,584	26,460	44,856
	170	60	321	321	401	241
千葉	7,940	525	780	795	495	855
	4,483,343	294,000	430,238	437,325	277,200	473,025
	565	560	552	550	560	553
神奈川	10					
	13,230					
	1,323					
新潟	392	19	26	44	25	34
	320,642	27,217	31,312	56,480	26,901	32,729
	818	1,432	1,204	1,284	1,076	963
石川	1,783	84	72	108	132	96
	1,404,480	57,330	49,140	73,710	90,090	65,520
	788	683	683	683	683	683
静岡	271					
	179,255					
	661					
愛知	8,689	551	762	815	774	924
	4,741,549	289,107	406,182	435,309	427,770	497,280
	546	525	533	534	553	538
三重	3,545	1,236	156	159	229	173
	2,341,585	873,685	98,280	97,020	146,160	109,620
	661	707	630	610	638	634
広島	1,664	16	20	108	160	272
	914,340	10,080	12,600	68,040	87,360	146,580
	549	630	630	630	546	539
山口	362	64	43	30	30	25
	277,148	42,473	28,350	22,050	24,570	20,475
	766	664	659	735	819	819
福岡	86	1	2	23	26	19
	220,564	16,947	13,167	17,955	20,475	30,240
	2,565	16,947	6,584	781	788	1,592
熊本	49,975	4,719	3,811	4,198	4,399	4,119
	27,433,130	2,536,678	2,060,691	2,400,970	2,421,261	2,269,985
	549	538	541	572	550	551

9月	10月	11月	12月	1月	2月	3月
328	325	297	295	324	214	330
162,015	182,826	170,604	169,218	192,843	132,061	196,245
494	563	574	574	595	617	595
8,461	6,537	5,804	6,143	5,939	7,828	14,480
4,935,382	3,871,120	3,461,194	4,007,302	3,502,239	4,458,824	7,307,213
583	592	596	652	590	570	505
346	426	406	410	432	432	434
229,110	276,885	261,818	269,850	287,280	287,070	292,425
662	650	645	658	665	665	674
					38	
					71,191	
					1,873	
		46	12		20	17
		15,120	10,080		24,150	27,468
		329	840		1,208	1,616
		400			82	821
		313,406			66,371	161,648
		784			809	197
585	596	186	130	141	2,235	2,837
480,553	461,374	148,680	122,355	152,314	1,161,543	1,205,044
821	774	799	941	1,080	520	425
23	5					
47,250	9,450					
2,054	1,890					
			72			
			488,376			
			6,783			
219	202	154	121	176	198	213
49,896	52,920	37,044	31,752	42,336	47,628	52,920
228	262	241	262	241	241	248
1,050	600	631	425	575	485	724
578,025	333,375	359,205	252,525	336,525	286,125	425,775
551	556	569	594	585	590	588
5					5	
6,615					6,615	
1,323					1,323	
88	42	31	53	12	9	9
47,565	23,625	20,790	34,020	9,450	6,300	4,253
541	563	671	642	788	700	473
118	220	234	291	138	128	162
80,535	214,200	193,410	226,485	112,770	112,140	129,150
683	974	827	778	817	876	797
					122	149
					80,501	98,754
					660	663
658	736	611	1,005	460	613	780
360,991	408,450	339,045	547,890	255,150	337,365	437,010
549	555	555	545	555	550	560
159	219	230	327	134	229	294
102,060	139,860	146,160	207,900	86,940	146,160	187,740
642	639	635	636	649	638	639
200	172	116	116	170	136	178
108,360	95,760	63,000	63,000	90,720	73,080	95,760
542	557	543	543	534	537	538
30	30	25	25	15	15	30
24,570	24,570	20,475	20,475	12,285	12,285	24,570
819	819	819	819	819	819	819
3	1	1	2	2	1	5
25,200	14,175	8,663	17,042	12,600	9,450	34,650
8,400	14,175	8,663	8,521	6,300	9,450	6,930
4,963	3,288	2,733	3,154	3,684	3,080	7,827
2,712,374	1,816,476	1,534,378	1,715,552	2,103,869	1,730,850	4,130,046
547	552	561	544	571	562	528

種別・出荷地	計	4月	5月	6月	7月	8月
その他藻類	175		41	44	43	33
沖繩	840,179		148,166	210,357	229,068	170,310
	4,801		3,614	4,781	5,327	5,161
その他鮮魚	258,845	22,376	27,347	24,401	14,791	14,930
合計	185,889,087	12,792,879	15,298,893	14,594,537	11,329,088	12,741,642
平均単価	718	572	559	598	766	853
福島	6,847	300	1,554	359	456	432
	7,109,111	291,261	1,176,353	288,538	540,453	674,263
	1,038	971	757	804	1,185	1,561
北海道	29,151	2,317	3,398	2,312	862	1,111
	19,365,702	812,037	1,096,715	795,484	302,764	500,389
	664	350	323	344	351	450
青森	26,947	1,297	4,709	4,076	2,160	1,658
	19,202,523	695,900	2,452,301	2,493,923	1,686,812	1,613,292
	713	537	521	612	781	973
岩手	7,030	181	324	112	417	101
	3,442,812	63,428	117,362	51,657	239,372	92,065
	490	350	362	461	574	912
宮城	13,384	10	321	202	203	435
	10,118,184	8,747	288,494	251,856	236,831	409,031
	756	875	899	1,247	1,167	940
秋田	979	17	174	66	386	
	446,504	5,923	80,816	35,602	76,960	
	456	348	464	539	199	
山形	1,762	743	124	235		
	1,082,686	456,417	66,966	166,809		
	614	614	540	710		
茨城	34,362	998	1,762	1,584	1,015	1,185
	22,856,017	514,756	1,210,152	1,483,330	1,032,226	1,200,659
	665	516	687	936	1,017	1,013
埼玉	571			13		
	937,430			34,125		
	1,642			2,625		
千葉	21,806	2,057	1,095	1,683	1,368	1,359
	15,495,068	1,140,671	721,941	1,064,835	889,484	1,167,510
	711	555	659	633	650	859
東京	4,228	324	812	575	181	235
	6,168,825	284,634	477,494	240,405	286,129	511,014
	1,459	879	588	418	1,581	2,175
神奈川	2,527	252	459	849	512	95
	1,908,278	225,404	263,361	562,528	341,529	103,950
	755	894	574	663	667	1,094
新潟	2,828	69	566	308	227	232
	2,822,584	54,013	191,598	186,742	106,696	154,950
	998	783	339	606	470	668
富山	2,650	187	200	80		
	1,205,063	135,766	146,759	42,840		
	455	726	734	536		
福井	129		80			33
	80,178		38,850			23,961
	622		486			726
静岡	9,867	1,269	1,604	391	824	249
	5,953,149	875,759	955,968	300,684	667,771	192,903
	603	690	596	769	810	775
愛知	46,327	7,560	7,779	8,121	1,518	371
	23,083,382	4,234,682	4,202,320	4,042,886	788,638	247,906
	498	560	540	498	520	668
三重	9,071	1,884	1,294	783	540	909
	6,279,577	1,197,807	698,332	488,881	366,032	611,897
	692	636	540	624	678	673
京都	18					
	13,230					
	735					
大阪	71					
	74,592					
	1,051					

9月	10月	11月	12月	1月	2月	3月
14; 82,278; 5,877;						
19,367; 15,082,797; 779;	20,082; 16,728,613; 833	26,965; 18,715,137; 694	29,042; 20,081,485; 691	20,547; 14,368,412; 699	18,946; 16,246,978; 858;	20,051; 17,908,626; 893
794; 944,281; 1,189;	773; 975,479; 1,262	805; 607,113; 754	362; 328,429; 907	335; 273,244; 816;	460; 606,061; 1,318;	217; 403,636; 1,860
1,613; 2,575,926; 1,597;	2,649; 2,006,993; 758	4,510; 3,326,081; 737	5,211; 4,204,880; 807	2,088; 1,380,886; 661;	1,784; 1,375,409; 771;	1,296; 988,138; 762
850; 1,284,279; 1,511;	1,492; 2,495,093; 1,672	1,984; 1,827,631; 921	3,609; 1,756,433; 487	2,696; 1,560,650; 579;	800; 534,468; 668;	1,616; 801,741; 496
423; 327,785; 775;	246; 129,147; 525	735; 610,535; 831	1,699; 614,788; 362	1,846; 763,518; 414;	225; 62,682; 279;	721; 370,473; 514
674; 475,500; 705;	1,616; 1,122,981; 695	2,515; 1,727,149; 687	1,568; 954,032; 608	2,079; 1,574,450; 757;	1,879; 1,489,871; 793;	1,882; 1,579,242; 839
6; 3,360; 560;	153; 38,745; 253	39; 56,259; 1,443		45; 66,066; 1,468;		93; 82,773; 890
	3; 5,103; 1,701	12; 22,995; 1,916	253; 113,538; 449		187; 111,889; 598;	205; 138,969; 678
3,143; 1,945,960; 619;	3,743; 2,152,602; 575	7,488; 3,719,978; 497	5,019; 3,184,482; 634	3,301; 2,397,326; 726;	3,487; 2,490,774; 714;	1,637; 1,523,772; 931
	130; 45,203; 348	80; 78,792; 985	42; 156,450; 3,725	59; 204,645; 3,469;	161; 252,315; 1,567;	86; 165,900; 1,929
1,295; 675,030; 521;	1,560; 1,060,633; 680	2,870; 1,677,712; 585	3,479; 2,195,112; 631	1,964; 1,447,748; 737;	1,266; 1,393,370; 1,101;	1,810; 2,061,022; 1,139
423; 911,643; 2,155;	618; 1,435,917; 2,323	213; 314,806; 1,478	324; 541,966; 1,673	110; 268,863; 2,444;	226; 447,875; 1,982;	187; 448,079; 2,396
132; 124,425; 943;	56; 27,300; 488	70; 85,050; 1,215	50; 21,788; 436	7; 8,568; 1,224;		45; 144,375; 3,208
91; 98,900; 1,087;	194; 398,593; 2,055	284; 405,052; 1,426	109; 208,469; 1,913	44; 62,172; 1,413;	307; 423,048; 1,378;	397; 532,351; 1,341
400; 126,827; 317;	526; 162,155; 308	375; 140,387; 374	18; 5,670; 315	180; 95,552; 531;	465; 233,050; 501;	219; 116,057; 530
		12; 11,067; 922				4; 6,300; 1,575
333; 135,505; 407;	378; 252,517; 668	265; 106,208; 401	232; 102,735; 443	1,066; 485,276; 455;	1,019; 561,502; 551;	2,237; 1,316,321; 588
3,549; 1,732,457; 488;	2,978; 1,538,255; 517	2,157; 1,050,371; 487	3,923; 1,167,829; 298	2,609; 955,392; 366;	3,164; 1,723,611; 545;	2,598; 1,399,035; 539
756; 491,873; 651;	399; 267,120; 669	394; 337,092; 856	402; 291,690; 726		522; 425,093; 814;	1,188; 1,103,760; 929
						18; 13,230; 735
	24; 17,136; 714		12; 8,568; 714	5; 8,568; 1,714;	30; 40,320; 1,344;	

種別・出荷地	計	4月	5月	6月	7月	8月
その他鮮魚	42	7	8			
兵庫	102,638 2,444	4,778 683	4,200 525			
和歌山	130 146,224 1,125		12 38,966 3,247			
島根	114 242,205 2,125				76 161,166 2,121	10 21,000 2,100
広島	83 57,908 698				25 23,363 935	
山口	7,175 8,964,651 1,249	68 111,290 1,637	220 305,899 1,390	730 742,418 1,017	481 502,924 1,046	309 302,140 978
香川	21 85,260 4,060					
愛媛	388 526,924 1,358					
福岡	3,703 5,032,429 1,359	359 270,298 753	126 146,908 1,166	187 183,417 981	137 247,519 1,807	344 381,115 1,108
長崎	5,922 6,943,264 1,172		40 29,589 740	30 26,250 875	320 402,938 1,259	228 213,687 937
熊本	1,090 3,019,634 2,770	11 19,415 1,765	88 122,682 1,394	49 48,946 999	167 163,244 978	111 121,086 1,091
大分	1 840 840					1 840 840
宮崎	19,126 12,417,983 649	2,444 1,350,066 552	542 407,537 752	1,651 1,060,018 642	2,838 2,162,873 762	5,449 4,131,025 758
鹿児島	495 704,232 1,423	22 39,827 1,810	56 57,330 1,024	5 2,363 473	78 103,364 1,325	73 66,959 917
その他	14,554	532	840	1,097	998	985
合計	17,362,186	347,124	598,624	856,711	770,818	729,932
平均単価	1,193	652	713	781	772	741
福島	586 741,418 1,265	144 34,965 243	36 13,986 389	70 27,930 399	10 5,670 567	
北海道	1,089 1,785,473 1,640	15 21,735 1,449	15 18,270 1,218	9 9,450 1,050		16 33,495 2,093
青森	1,978 4,383,809 2,216			7 18,711 2,673	108 91,761 850	48 41,823 871
宮城	712 2,114,014 2,969	4 14,700 3,675	3 11,025 3,675	11 40,425 3,675	9 33,154 3,684	18 43,050 2,392
千葉	4,300 3,724,027 866	38 56,070 1,476	151 139,713 925	248 195,657 789	267 202,651 759	310 183,645 592
東京	436 1,088,710 2,497	18 28,974 1,610	7 14,845 2,121	9 16,523 1,836	15 34,697 2,313	16 37,192 2,325
神奈川	4,345 2,462,565 567	262 132,825 507	481 268,905 559	395 223,965 567	393 229,635 584	420 243,810 581
新潟	80 105,840 1,323					

9月	10月	11月	12月	1月	2月	3月
100	500				312,600	1881,060
		73,464	45,794		4,200	4,503
	2037,989			822,050		
	57,980		32,415		5024,150	
287,279,502	355,338,112	648,724,951	1,248,1,592,517	560,687,267	1,432,2,161,140	837,1,216,491
974	952	1,119	1,276	1,227	1,509	1,453
			624,360	1560,900		
	114102,848	137161,858	97197,107	1729,232	2335,879	
	902	1,181	2,032	1,720	1,560	
121178,207	414505,828	314305,246	41522,378	481861,635	65321,606	1,1141,108,272
1,473	1,222	972	12,741	1,791	4,948	995
9441,036,981	700886,828	800854,237	700741,523	346454,650	601863,847	1,2131,432,734
1,098	1,267	1,068	1,059	1,314	1,437	1,181
822,050	40147,264	78372,173	296782,777	97514,607	82403,305	63302,085
2,756	3,682	4,771	2,645	5,305	4,918	4,795
3,5241,712,306	865543,240	8795,163	250291,230	587183,530	705250,425	184230,570
486	628	1,094	1,165	313	355	1,253
	2627,552	2017,767	4442,525	21,617	32,688	166342,240
	1,060	888	966	809	896	2,062
1,2071,730,932	1,9093,829,693	1,6772,616,327	1,9032,226,535	1,1051,402,367	1,0541,073,815	1,2471,179,308
1,434	2,006	1,560	1,170	1,269	1,019	946
	1735,595	281560,818	2862,454			
	2,094	1,996	2,231			
275833,490	5775,443	163225,645	366301,980	74125,370	6792,715	3247,880
3,031	1,324	1,384	825	1,694	1,384	1,496
114191,050	1,0492,966,180	341650,892	224202,577	71191,520	1629,295	
1,676	2,828	1,909	904	2,697	1,831	
98172,242	144305,051	173603,079	179638,332	2259,745	1234,115	39159,096
1,758	2,118	3,486	3,566	2,716	2,843	4,079
261218,579	283222,159	306222,443	634467,178	585727,672	515501,008	702587,252
837	785	727	737	1,244	973	837
1028,291	1429,650	78160,512	98322,174	48125,125	60147,252	63143,475
2,829	2,118	2,058	3,287	2,607	2,454	2,277
329192,780	345195,615	330187,110	370209,790	305172,935	320181,230	395223,965
586	567	567	567	567	566	567
					6488,200	1617,640
					1,378	1,103

種別・出荷地	計	4月	5月	6月	7月	8月
その他	972	36	132	348	192	144
静岡	812,426	28,350	103,950	324,050	151,200	110,376
	836	788	788	931	788	767
愛知	48	15	15		4	10
	128,941	29,505	27,930		22,050	27,406
	2,686	1,967	1,862		5,513	2,741
鳥取	3					3
	9,135					9,135
	3,045					3,045
広島	5					
	5,828					
	1,166					
解凍ばち	15					
合計	13,031					
平均単価	869					
宮城	15					
	13,031					
	869					

9月	10月	11月	12月	1月	2月	3月
120: 94,500: 788:						
			4: 22,050: 5,513:			
		5: 5,828: 1,166:				
		15: 13,031: 869:				
		15: 13,031: 869:				

(2) 冷凍

種別・出荷地	計	4月	5月	6月	7月	8月
冷あじ	30,861	493	439	2,791	3,584	5,005
合計	8,315,474	159,495	182,675	780,644	967,252	1,233,695
平均単価	269	324	416	280	270	246
福島	136 18,711			136 18,711		
宮城	138 1,378 732,122	10 5,250	30 15,750	90 47,250	130 67,725	80 42,000
千葉	531 208 312,061	525 19 46,830	525 22 53,865	525 19 47,250	521 17 43,050	525 12 30,503
東京	1,500 29,139 7,252,580	2,465 464 107,415	2,448 387 113,060	2,487 2,546 667,433	2,532 3,437 856,477	2,542 4,913 1,161,192
	249	231	292	262	249	236
冷さば	213,874	11,659	12,703	5,596	21,746	9,324
合計	82,334,141	4,643,172	4,247,233	3,177,004	8,816,982	4,946,655
平均単価	385	398	334	568	405	531
福島	19,819 6,824,263	5,207 1,572,015	6,062 1,000,602	1,095 469,201	540 206,121	761 322,411
青森	344 11,055 4,713,565	302 115 53,760	165 447 183,988	428 320 111,511	382 1,765 860,843	424 450 244,440
宮城	426 31,110 11,159,014	467 1,925 696,362	412 1,270 438,690	348 120 40,320	488 12,300 3,941,280	543 60 19,320
茨城	359 12,225 6,013,325	362 1,030 508,309	345 1,160 572,462	336 1,065 525,582	320 995 491,035	322 1,075 530,513
千葉	492 450 288,225	494 50 29,925	494 90 56,700	494 60 36,855	494 20 13,230	494 40 25,830
東京	641 138,553 52,949,454	599 3,332 1,782,801	630 3,674 1,994,791	614 2,936 1,993,535	662 5,926 3,199,473	646 6,938 3,804,141
三重	382 300 179,550	535	543	679	540	548
福岡	360 200,445				200 105,000	
長崎	557 2				525	
冷さんま	199,518	6,991	11,382	8,033	8,710	8,556
合計	40,739,755	1,684,577	3,343,401	2,543,475	2,570,039	2,857,141
平均単価	204	241	294	317	295	334
福島	92,763 26,104,809	6,469 1,507,963	9,834 2,874,573	6,795 2,170,092	7,253 2,133,919	6,501 2,140,066
北海道	281 730 212,270	233 273 75,705	292 23 6,143	319 212	294 281	329 151 42,578
青森	291 90 71,190	277	267			282
宮城	791 381 548,149	791 15 6,720				
茨城	1,439 11,216 3,776,041	448 234 94,189	448 1,402 420,265	448 1,188 357,633	448 1,245 376,479	448 1,669 523,479
千葉	337 90,019 6,146,700	403 337	300	301	302	314
	68					

9月	10月	11月	12月	1月	2月	3月
2,495; 652,207; 261	3,147; 813,500; 259	1,141; 310,044; 272	4,145; 1,118,902; 270	1,569; 456,772; 291	2,753; 739,946; 269	3,299; 900,342; 273
340; 184,800; 544	60; 31,500; 525	69; 46,305; 671	53; 37,695; 711	204; 100,307; 492	150; 73,500; 490	162; 80,040; 494
9; 24,518; 2,724	20; 10,710; 536	30; 16,065; 536	50; 32,760; 655	10; 6,510; 651		
2,146; 442,889; 206	3,067; 771,290; 251	1,042; 247,674; 238	4,042; 1,048,447; 259	1,355; 349,955; 258	2,603; 666,446; 256	3,137; 820,302; 261
7,339; 3,461,934; 472	9,906; 4,785,177; 483	11,724; 5,368,327; 458	34,168; 11,106,269; 325	40,444; 12,929,326; 320	12,944; 6,283,222; 485	36,321; 12,568,840; 346
654; 311,857; 477	1,057; 688,177; 651	978; 479,493; 490	943; 481,866; 511	681; 355,272; 522	1,017; 510,781; 502	824; 426,467; 518
1,515; 722,180; 477	1,279; 436,592; 341	1,950; 611,311; 313	925; 360,778; 390	589; 272,253; 462	810; 390,443; 482	890; 465,466; 523
5; 10,658; 2,132	1,090; 352,170; 323	1,880; 761,670; 405	8,230; 2,920,365; 355	1,852; 926,289; 500	1,224; 806,295; 659	1,154; 245,595; 213
915; 451,555; 494	1,030; 508,308; 494	1,095; 520,434; 475	910; 449,087; 494	1,000; 493,501; 494	885; 436,959; 494	1,065; 525,580; 494
30; 19,845; 662	30; 19,845; 662		20; 13,230; 662	40; 26,460; 662	20; 13,230; 662	50; 33,075; 662
4,220; 1,945,839; 461	5,120; 2,600,535; 508	5,821; 2,995,419; 515	23,140; 6,880,943; 297	36,282; 10,855,551; 299	8,986; 4,119,214; 458	32,178; 10,777,212; 335
	300; 179,550; 599					
						160; 95,445; 597
					2; 6,300; 3,150	
41,473; 7,217,468; 174	70,469; 8,222,388; 117	11,002; 3,524,608; 320	9,890; 2,502,073; 253	5,682; 1,694,517; 298	8,451; 2,138,271; 253	8,879; 2,441,797; 275
7,495; 2,371,222; 316	8,659; 2,753,024; 318	9,502; 2,636,655; 277	9,180; 2,078,674; 226	5,256; 1,491,761; 284	7,860; 1,884,588; 240	7,959; 2,062,272; 259
23; 5,103; 222			40; 16,800; 420		8; 6,300; 788	
	90; 71,190; 791					
271; 406,937; 1,502	19; 23,520; 1,238	32; 41,238; 1,289	44; 69,734; 1,585			
1,793; 637,195; 355	1,198; 452,027; 377	987; 369,499; 374	387; 155,771; 403	302; 117,916; 390	420; 136,293; 325	391; 135,295; 346
30,020; 2,051,700; 68	59,999; 4,095,000; 68					

種別・出荷地	計	4月	5月	6月	7月	8月
冷さんま	4,319		123	50		235
東京	3,880,596		42,420	15,750		151,018
	898		345	315		643
冷か	282,616	15,956	22,229	14,362	17,384	16,563
れい	132,567,066	8,151,139	10,660,706	8,746,707	8,765,444	9,159,904
合計	469	511	480	609	504	553
平均単価	52,089	44	2,482	2,435	2,301	2,322
福島	21,597,595	68,634	1,618,378	1,405,757	1,295,408	1,320,708
	415	1,560	652	577	563	569
	920					
北海道	328,716					
	357					
	550	90	110	200	120	30
青森	729,750	122,850	164,850	249,900	157,500	34,650
	1,327	1,365	1,499	1,250	1,313	1,155
	135,198	5,797	10,061	5,737	7,931	6,526
宮城	62,366,556	3,256,202	3,857,963	3,462,163	4,139,950	4,149,266
	461	562	383	603	522	636
	67,785	5,765	8,016	5,420	4,384	4,577
東京	38,412,815	3,258,653	4,469,105	3,388,857	2,260,136	2,474,311
	567	565	558	625	516	541
	25,942	4,240	1,560	570	2,640	3,028
三重	9,054,270	1,430,100	550,410	240,030	899,850	1,168,369
	349	337	353	421	341	386
	20	20				
京都	14,700	14,700				
	735	735				
	112				8	80
兵庫	62,664				12,600	12,600
	560				1,575	158
冷たい	62,504	3,628	5,714	16,910	2,953	17,400
合計	42,486,408	2,308,029	3,423,164	10,165,515	2,116,990	10,451,727
平均単価	680	636	599	601	717	601
	3,894	262	695	839	909	479
福島	3,173,442	173,455	516,406	677,941	659,972	376,058
	815	662	743	808	726	785
	5					
青森	2,625					
	525					
	47,199	3,072	4,666	14,514	1,572	16,348
宮城	28,145,468	1,813,728	2,588,718	7,996,971	953,716	9,494,848
	596	590	555	551	607	581
	870		30	120	60	20
埼玉	762,825		28,350	66,150	56,700	18,900
	877		945	551	945	945
	55	10	15			5
千葉	39,900	7,980	7,980			3,990
	725	798	532			798
	9,881	252	308	1,355	340	495
東京	9,645,575	247,346	281,710	1,344,023	373,522	466,896
	976	982	915	992	1,099	943
	245			50	40	5
神奈川	173,775			36,750	29,400	3,675
	709			735	735	735
	344	32		32	32	48
石川	535,080	65,520		43,680	43,680	87,360
	1,555	2,048		1,365	1,365	1,820
	11					
静岡	7,718					
	702					
冷赤魚	499,287	37,994	44,698	34,024	33,096	45,421
合計	260,103,870	18,430,826	22,107,693	17,906,749	16,656,370	24,628,395
平均単価	521	485	495	526	503	542
	110,190	6,073	11,222	8,471	6,516	12,257
福島	65,444,547	3,408,045	5,997,748	4,689,239	3,712,922	7,638,535
	594	561	534	554	570	623

9月	10月	11月	12月	1月	2月	3月
1,871	504	481	239	124	163	529
1,745,311	827,627	477,216	181,094	84,840	111,090	244,230
933	1,642	992	758	684	682	462
19,972	18,679	20,361	48,374	31,478	24,864	32,394
9,251,078	10,181,580	11,674,262	18,787,032	12,526,385	11,985,097	12,677,732
463	545	573	388	398	482	391
3,132	2,910	2,998	4,193	15,983	8,926	4,363
1,704,745	1,624,000	1,734,238	2,465,670	3,624,439	2,799,127	1,936,491
544	558	578	588	227	314	444
	10	910				
	3,846	324,870				
	385	357				
6,283	7,756	8,637	33,330	9,078	11,069	22,993
3,528,926	4,668,523	5,072,271	11,256,121	5,062,662	6,120,077	7,792,432
562	602	587	338	558	553	339
6,355	6,292	6,421	8,437	4,497	3,591	4,030
3,117,325	3,230,578	4,023,657	4,157,075	3,183,664	2,321,253	2,528,201
491	513	627	493	708	646	627
4,202	1,703	1,395	2,406	1,920	1,270	1,008
900,082	642,033	519,226	895,566	655,620	732,376	420,608
214	377	372	372	341	577	417
	8		8		8	
	12,600		12,600		12,264	
	1,575		1,575		1,533	
3,129	2,807	2,632	1,759	1,311	1,451	2,810
2,526,001	2,674,761	2,337,090	1,640,668	1,182,842	1,242,479	2,417,142
807	953	888	933	902	856	860
373	201	42	74	5	15	
349,343	251,202	43,449	82,499	34,293	8,824	
937	1,250	1,035	1,115	6,859	588	
5						
2,625						
525						
1,309	768	886	580	845	781	1,858
861,661	543,236	652,876	467,576	675,547	618,305	1,478,286
658	707	737	806	799	792	796
60	150	110	90	30	70	130
57,750	131,775	103,950	87,675	28,350	60,375	122,850
963	879	945	974	945	863	945
10	5	10				
7,980	3,990	7,980				
798	798	798				
1,356	1,599	1,564	947	370	513	782
1,202,962	1,642,498	1,514,135	922,698	376,034	482,945	790,806
887	1,027	968	974	1,016	941	1,011
	20	20	20	10	40	40
	14,700	14,700	14,700	6,300	28,350	25,200
	735	735	735	630	709	630
16	64		48	40	32	
43,680	87,360		65,520	54,600	43,680	
2,730	1,365		1,365	1,365	1,365	
				11		
				7,718		
				702		
36,588	31,143	43,909	71,999	37,435	40,309	42,671
19,492,549	16,974,251	21,765,929	35,788,057	20,133,782	22,038,767	24,180,502
533	545	496	497	538	547	567
7,470	5,312	7,748	14,683	10,082	9,083	11,273
4,780,244	3,375,988	4,477,012	8,716,097	5,754,101	5,731,311	7,163,305
640	636	578	594	571	631	635

種別・出荷地	計	4月	5月	6月	7月	8月
冷赤魚	35,721	4,473	3,066	504	1,869	231
北海道	19,529,725	2,246,988	1,527,310	238,140	1,002,396	125,687
	547	502	498	473	536	544
青森	3,675					
	1,902,476					
	518					
宮城	175,746	15,440	13,807	13,228	14,510	15,053
	77,496,687	6,421,260	6,032,765	5,915,506	6,123,550	6,931,188
	441	416	437	447	422	460
千葉	2,759	81	329	81		1,188
	1,307,652	38,273	155,217	38,273		561,331
	474	473	472	473		473
東京	158,428	11,927	16,264	11,104	9,776	16,222
	87,851,243	6,316,260	8,387,093	6,724,465	5,615,492	9,125,858
	555	530	516	606	574	563
三重	12,713		10	636	425	470
	6,537,268		7,560	301,126	202,010	245,796
	514		756	473	475	523
島根	5					
	9,072					
	1,814					
福岡	50					
	25,200					
	504					
冷さけ	72,127	3,793	3,783	3,282	6,425	4,731
合計	60,570,098	3,220,141	3,136,002	3,535,150	5,692,133	4,153,027
平均単価	840	849	829	1,077	886	878
福島	5,558	45		171	207	85
	5,020,333	48,972		137,446	170,945	73,458
	903	1,088		804	826	864
北海道	1,600	75	75	75	75	
	1,129,749	54,338	55,913	59,850	56,700	
	706	725	746	798	756	
青森	55					
	34,230					
	622					
宮城	13,288	400	825	575	500	600
	8,251,520	305,551	573,830	423,417	369,339	446,515
	621	764	696	736	739	744
千葉	331	26	26		24	27
	390,122	30,870	22,785		22,680	37,380
	1,179	1,187	876		945	1,384
東京	44,036	2,431	2,451	2,030	4,863	3,294
	40,813,019	2,198,990	2,192,517	2,575,707	4,500,112	3,079,595
	927	905	895	1,269	925	935
三重	7,235	810	400	425	750	725
	4,878,205	568,190	277,727	325,500	559,127	516,079
	674	701	694	766	746	712
福岡	24	6	6	6	6	
	52,920	13,230	13,230	13,230	13,230	
	2,205	2,205	2,205	2,205	2,205	
冷ます	39,748	2,930	2,486	2,136	2,476	3,319
合計	46,964,986	3,513,464	2,897,718	3,518,506	3,218,464	4,562,077
平均単価	1,182	1,199	1,166	1,647	1,300	1,375
福島	1,469	150				
	1,101,085	108,940				
	750	726				
青森	264					
	150,350					
	570					
宮城	8,063	1,143	197	210	270	802
	10,370,720	1,493,520	372,069	381,099	437,273	1,050,105
	1,286	1,307	1,889	1,815	1,620	1,309
埼玉	16					
	42,263					
	2,641					

9月	10月	11月	12月	1月	2月	3月
273; 156,997; 575;	3,024; 1,692,347; 560	3,885; 2,209,861; 569	5,460; 3,082,383; 565	3,927; 2,206,880; 562	3,192; 1,817,234; 569	5,817; 3,223,502; 554
						3,675; 1,902,476; 518
13,088; 6,178,277; 472;	13,302; 5,967,088; 449	18,171; 7,620,223; 419	31,174; 13,253,730; 425	6,460; 3,205,109; 496	13,953; 6,296,622; 451	7,560; 3,551,369; 470
486; 231,055; 475;	594; 283,503; 477					
14,620; 7,790,388; 533;	8,641; 5,519,245; 639	13,779; 7,306,877; 530	18,477; 9,588,143; 519	13,601; 7,223,504; 531	9,965; 6,065,331; 609	14,052; 8,188,587; 583
651; 355,588; 546;	270; 136,080; 504	276; 126,756; 459	2,205; 1,147,704; 521	3,360; 1,735,116; 516	4,116; 2,128,269; 517	294; 151,263; 515
				5; 9,072; 1,814;		
		50; 25,200; 504				
5,762; 5,565,054; 966;	4,664; 4,183,115; 897	6,800; 5,650,208; 831	9,438; 7,076,506; 750	6,559; 5,694,844; 868	8,060; 6,285,863; 780	8,830; 6,378,055; 722
349; 325,862; 934;	172; 178,817; 1,040	715; 664,485; 929	506; 682,638; 1,349	1,062; 947,337; 892	1,168; 949,297; 813;	1,078; 841,076; 780
					780; 523,163; 671;	520; 379,785; 730
20; 14,700; 735;				10; 1,680; 168;		25; 17,850; 714
275; 212,889; 774;	240; 169,911; 708	1,067; 702,164; 658	1,454; 1,013,666; 697	1,400; 880,820; 629	2,643; 1,421,556; 538	3,309; 1,731,862; 523
	6; 29,400; 4,900	34; 42,840; 1,260	88; 83,160; 945	27; 37,380; 1,384	65; 76,235; 1,173	8; 7,392; 924
4,643; 4,680,586; 1,008;	3,671; 3,407,294; 928	4,159; 3,736,452; 898	6,590; 4,776,504; 725	3,635; 3,559,877; 979	2,904; 3,008,486; 1,036	3,365; 3,096,899; 920
475; 331,017; 697;	575; 397,693; 692	825; 504,267; 611	800; 520,538; 651	425; 267,750; 630	500; 307,126; 614	525; 303,191; 578
4,192; 4,682,374; 1,117;	3,334; 3,888,152; 1,166	3,355; 3,675,162; 1,095	5,694; 5,885,601; 1,034	1,963; 2,422,606; 1,234	3,187; 3,656,671; 1,147	4,676; 5,044,191; 1,079
500; 362,250; 725;	63; 87,591; 1,390	227; 145,992; 643	126; 225,561; 1,790	10; 3,654; 365	110; 41,370; 376	283; 125,727; 444
	103; 57,320; 557	160; 92,400; 578	1; 630; 630			
693; 943,005; 1,361;	972; 1,186,042; 1,220	525; 705,507; 1,344	919; 1,262,670; 1,374	272; 365,223; 1,343	320; 411,109; 1,285	1,740; 1,763,098; 1,013
	16; 42,263; 2,641					

種別・出荷地	計	4月	5月	6月	7月	8月
冷ます	447					
千葉	483,840					
	1,082					
東京	29,489	1,637	2,289	1,926	2,206	2,517
	34,816,728	1,911,004	2,525,649	3,137,407	2,781,191	3,511,972
	1,181	1,167	1,103	1,629	1,261	1,395
冷たら	29,321	1,726	2,146	1,980	2,366	2,124
合計	42,641,896	2,234,578	3,245,195	2,958,910	3,484,313	3,199,007
平均単価	1,454	1,295	1,512	1,494	1,473	1,506
福島	2,752	185	693	667	411	65
	5,169,914	340,541	1,243,185	1,210,768	775,473	123,334
	1,879	1,841	1,794	1,815	1,887	1,897
宮城	10,826	529	918	732	927	579
	14,519,490	656,562	1,104,692	845,392	994,712	656,555
	1,341	1,241	1,203	1,155	1,073	1,134
千葉	204					
	0					
	0					
東京	14,178	1,012	535	581	1,028	1,480
	21,147,865	1,237,475	897,318	902,750	1,714,128	2,419,118
	1,492	1,223	1,677	1,554	1,667	1,635
三重	1,361					
	1,804,627					
	1,326					
冷さわら	16,716	1,252	1,026	1,365	2,038	1,532
合計	10,015,210	683,201	553,482	735,536	1,377,921	859,351
平均単価	599	546	539	539	676	561
福島	726	62	96	145	15	32
	735,231	64,121	100,407	146,171	14,968	31,321
	1,013	1,034	1,046	1,008	998	979
宮城	400					
	233,520					
	584					
東京	13,820	1,060	580	830	1,713	1,170
	7,973,254	540,855	244,650	342,300	1,175,528	637,455
	577	510	422	412	686	545
三重	1,770	130	350	390	310	330
	1,073,205	78,225	208,425	247,065	187,425	190,575
	606	602	596	634	605	578
冷めぬけ	2,869	54	64	246	157	172
合計	2,770,207	55,944	54,096	217,791	160,283	175,035
平均単価	966	1,036	845	885	1,021	1,018
福島	274	24	24		12	36
	265,461	24,444	24,696		11,970	36,540
	969	1,019	1,029		998	1,015
宮城	2,595	30	40	246	145	136
	2,504,746	31,500	29,400	217,791	148,313	138,495
	965	1,050	735	885	1,023	1,018
冷きす	11,390	672	625	1,230	1,300	2,294
合計	9,692,010	590,743	564,787	1,096,518	1,131,050	1,393,153
平均単価	851	879	904	891	870	607
茨城	11,039	672	619	1,230	1,050	2,199
	9,371,130	590,743	559,537	1,096,518	903,200	1,305,373
	849	879	904	891	860	594
千葉	275				200	75
	254,100				184,800	69,300
	924				924	924
東京	76		6		50	20
	66,780		5,250		43,050	18,480
	879		875		861	924
冷にしん	10,825	1,727	654	1,135	1,979	236
合計	2,712,610	470,895	184,590	314,224	466,411	118,241
平均単価	251	273	282	277	236	501
宮城	3,899			217	1,477	21
	830,995			47,702	311,714	4,631
	213			220	211	221

9月	10月	11月	12月	1月	2月	3月
		78	70	78	108	113
		90,090	78,750	78,750	118,125	118,125
		1,155	1,125	1,010	1,094	1,045
2,999	2,180	2,365	4,578	1,603	2,649	2,540
3,377,119	2,514,936	2,641,173	4,317,990	1,974,979	3,086,067	3,037,241
1,126	1,154	1,117	943	1,232	1,165	1,196
2,018	2,407	2,509	6,511	1,585	1,726	2,223
2,408,601	3,546,376	3,600,243	10,196,662	2,181,949	2,400,816	3,185,246
1,194	1,473	1,435	1,566	1,377	1,391	1,433
33	104	120	257	69	64	84
80,746	226,199	266,862	388,134	169,707	145,254	199,711
2,447	2,175	2,224	1,510	2,460	2,270	2,378
728	515	570	2,839	982	694	813
751,502	762,960	835,782	4,580,625	1,284,781	999,004	1,046,923
1,032	1,481	1,466	1,613	1,308	1,439	1,288
204						
0						
0						
1,053	1,788	1,343	2,530	534	968	1,326
1,576,353	2,557,217	1,835,330	4,085,545	727,461	1,256,558	1,938,612
1,497	1,430	1,367	1,615	1,362	1,298	1,462
		476	885			
		662,269	1,142,358			
		1,391	1,291			
1,515	977	996	1,803	861	836	2,515
982,379	584,824	477,865	1,079,285	455,722	513,178	1,712,466
648	599	480	599	529	614	681
45	58	47	55	34	31	106
47,354	57,829	45,281	51,671	34,126	32,278	109,704
1,052	997	963	939	1,004	1,041	1,035
			400			
			233,520			
			584			
1,390	849	889	1,298	827	805	2,409
876,225	487,200	398,564	765,219	421,596	480,900	1,602,762
630	574	448	590	510	597	665
80	70	60	50			
58,800	39,795	34,020	28,875			
735	569	567	578			
238	142	247	428	356	390	375
208,320	104,685	247,695	474,653	328,041	320,775	422,889
875	737	1,003	1,109	921	823	1,128
54	18	82	18	6		
53,865	17,955	74,445	17,640	3,906		
998	998	908	980	651		
184	124	165	410	350	390	375
154,455	86,730	173,250	457,013	324,135	320,775	422,889
839	699	1,050	1,115	926	823	1,128
1,340	1,485	640	563	313	435	493
642,613	710,676	806,332	885,642	521,886	635,519	713,091
480	479	1,260	1,573	1,667	1,461	1,446
1,340	1,485	640	563	313	435	493
642,613	710,676	806,332	885,642	521,886	635,519	713,091
480	479	1,260	1,573	1,667	1,461	1,446
2,301	522	1,273	80	465	307	146
346,533	164,294	322,068	42,000	137,918	95,540	49,896
151	315	253	525	297	311	342
1,099		1,085				
235,054		231,894				
214		214				

種別・出荷地	計	4月	5月	6月	7月	8月	
冷にしん	1,915	320	150	225	145	215	
	茨城	1,006,110	168,000	78,750	118,125	76,125	113,610
	525	525	525	525	525	528	
東京	5,011	1,407	504	693	357		
	875,505	302,895	105,840	148,397	78,572		
	175	215	210	214	220		
冷ほっけ	418,044	37,342	31,097	31,098	37,333	27,433	
合計	162,619,401	13,435,403	12,437,520	13,271,153	16,316,808	10,949,779	
平均単価	389	360	400	427	437	399	
福島	60,793	8,062	9,989	1,726	1,550	3,378	
	32,127,412	2,901,667	3,651,318	994,788	1,081,207	2,192,571	
	528	360	366	576	698	649	
北海道	18,084	635	1,050	328	517	4,520	
	5,377,587	200,734	336,263	171,045	218,584	1,306,725	
	297	316	320	521	423	289	
宮城	310,656	28,462	17,203	24,260	21,380	19,514	
	114,148,364	10,270,789	7,280,417	10,234,178	9,695,491	7,431,793	
	367	361	423	422	453	381	
千葉	135		15	120			
	26,145		2,835	23,310			
	194		189	194			
東京	28,376	183	2,840	4,664	13,886	21	
	10,939,893	62,213	1,166,687	1,847,832	5,321,526	18,690	
	386	340	411	396	383	890	
冷いか	232,261	18,289	23,090	20,558	21,665	21,078	
合計	98,177,747	7,305,438	8,896,972	8,514,790	9,494,321	9,078,609	
平均単価	423	399	385	414	438	431	
福島	13,150	1,054	1,104	1,115	1,132	1,803	
	16,779,138	1,201,935	1,355,046	1,256,178	1,367,394	2,014,681	
	1,276	1,140	1,227	1,127	1,208	1,117	
北海道	5,853	628	406	440	412	626	
	9,789,885	992,040	779,310	857,430	803,670	915,474	
	1,673	1,580	1,919	1,949	1,951	1,462	
青森	51,057	4,473	6,626	6,247	4,957	3,021	
	22,888,532	2,029,797	2,690,100	2,452,748	2,163,630	1,371,573	
	448	454	406	393	436	454	
宮城	634	28	60	142	58	66	
	808,836	42,630	71,694	174,216	78,897	101,556	
	1,276	1,523	1,195	1,227	1,360	1,539	
秋田	5						
	10,553						
	2,111						
茨城	6,462	1,130	822	937	1,016	524	
	3,174,717	530,040	418,740	465,150	502,320	279,930	
	491	469	509	496	494	534	
千葉	920						
	650,580						
	707						
東京	151,580	10,794	13,872	11,555	13,922	14,744	
	40,034,476	2,274,825	3,280,963	3,112,991	4,354,172	3,930,917	
	264	211	237	269	313	267	
新潟	1,100	122	130	52	68	134	
	1,619,730	152,796	187,194	82,152	61,488	205,128	
	1,472	1,252	1,440	1,580	904	1,531	
沖縄	1,500	60	70	70	100	160	
	2,421,300	81,375	113,925	113,925	162,750	259,350	
	1,614	1,356	1,628	1,628	1,628	1,621	
冷たこ	13,044	167	56	70	1,615	4,155	
合計	9,866,791	310,065	124,950	116,718	802,258	1,708,943	
平均単価	756	1,857	2,231	1,667	497	411	
福島	32				32		
	93,408				93,408		
	2,919				2,919		
青森	340				10	60	
	447,563				11,813	77,700	
	1,316				1,181	1,295	

9月	10月	11月	12月	1月	2月	3月
205	155	160	80	115	90	55
107,625	81,375	84,000	42,000	60,375	47,250	28,875
525	525	525	525	525	525	525
997	367	28		350	217	91
3,854	82,919	6,174		77,543	48,290	21,021
4	226	221		222	223	231
36,591	40,528	36,499	24,728	27,922	36,705	50,768
12,030,306	14,138,413	14,541,680	10,851,006	11,169,240	13,939,433	19,538,660
329	349	398	439	400	380	385
2,910	7,677	4,689	6,116	5,814	4,287	4,595
1,822,818	3,692,078	2,573,761	3,879,691	3,624,685	2,924,879	2,787,949
626	481	549	634	623	682	607
		3,250	1,950	715	5,109	10
		1,026,480	614,250	208,163	1,287,468	7,875
		316	315	291	252	788
33,484	32,593	28,492	16,277	17,769	27,309	43,913
10,161,283	10,229,657	10,897,738	6,135,725	6,106,674	9,727,086	15,977,533
303	314	382	377	344	356	364
197	258	68	385	3,624		2,250
46,205	216,678	43,701	221,340	1,229,718		765,303
235	840	643	575	339		340
17,940	12,451	14,922	26,183	14,238	17,118	24,729
7,692,485	5,896,073	7,075,110	11,628,283	5,807,835	7,250,844	9,536,987
429	474	474	444	408	424	386
1,260	767	740	1,168	840	682	1,485
1,417,941	1,149,089	1,129,506	1,883,847	1,248,429	1,009,632	1,745,460
1,125	1,498	1,526	1,613	1,486	1,480	1,175
486	387	390	1,006	300	342	430
864,570	746,970	744,660	1,016,295	586,530	659,736	823,200
1,779	1,930	1,909	1,010	1,955	1,929	1,914
2,912	3,051	2,560	6,668	2,191	5,009	3,342
1,379,906	1,473,807	1,556,562	2,659,973	1,019,100	2,352,147	1,739,189
474	483	608	399	465	470	520
52	50	68	50		9	51
55,965	78,750	86,184	61,005		17,955	39,984
1,076	1,575	1,267	1,220		1,995	784
						5
						10,553
						2,111
211	212	922	688			
151,872	101,745	478,800	246,120			
720	480	519	358			
		10	240	140	230	300
		7,350	176,400	99,540	159,390	207,900
		735	735	711	693	693
12,735	7,860	10,032	15,979	10,657	10,614	18,816
3,386,880	2,143,986	2,758,602	4,959,557	2,673,972	2,675,160	4,482,451
266	273	275	310	251	252	238
84	64	100	84	70	72	120
112,476	104,076	150,696	136,836	115,164	116,424	195,300
1,339	1,626	1,507	1,629	1,645	1,617	1,628
200	60	100	300	40	160	180
322,875	97,650	162,750	488,250	65,100	260,400	292,950
1,614	1,628	1,628	1,628	1,628	1,628	1,628
5,244	391	438	450	210	168	80
4,465,125	447,472	534,135	704,025	318,675	244,650	89,775
851	1,144	1,219	1,565	1,518	1,456	1,122
60	100	60	20	30		
77,175	135,450	77,700	25,200	42,525		
1,286	1,355	1,295	1,260	1,418		

種別・出荷地	計	4月	5月	6月	7月	8月
冷たこ	5,170			10		
宮城	4,350,675 842			11,025 1,103		
茨城	5,729 2,221,352 388				1,497 555,287 371	4,035 1,525,193 378
千葉	230 198,450 863			20 16,800 840	20 16,800 840	20 16,800 840
東京	1,543 2,555,343 1,656	167 310,065 1,857	56 124,950 2,231	40 88,893 2,222	56 124,950 2,231	40 89,250 2,231
冷えび	237,623	13,176	18,403	13,996	16,155	19,467
合計	361,977,471	18,344,612	30,868,154	22,774,186	25,082,641	31,808,965
平均単価	1,523	1,392	1,677	1,627	1,553	1,634
福島	13,506 27,551,451 2,040	797 1,432,234 1,797	664 1,683,360 2,535	684 1,581,100 2,312	779 1,600,963 2,055	1,479 2,785,896 1,884
北海道	1,659 4,501,949 2,714	108 267,120 2,473	156 332,010 2,128	120 355,320 2,961	96 301,140 3,137	184 588,494 3,198
岩手	1,626 2,411,409 1,483					
宮城	83,460 96,382,775 1,155	4,840 6,260,410 1,293	5,406 6,207,968 1,148	5,613 6,910,556 1,231	6,402 8,392,978 1,311	7,461 9,224,154 1,236
茨城	18,206 49,890,335 2,740	1,277 3,319,422 2,599	2,162 5,341,391 2,471	1,410 3,931,357 2,788	1,260 3,454,784 2,742	1,470 4,645,346 3,160
千葉	6,533 10,726,659 1,642	561 917,385 1,635	594 947,730 1,596	445 663,285 1,491	373 603,230 1,617	612 932,726 1,524
東京	83,377 110,112,622 1,321	3,977 3,981,160 1,001	7,412 13,790,595 1,861	3,911 5,866,311 1,500	5,503 7,171,261 1,303	6,213 8,219,160 1,323
岐阜	8,763 9,091,859 1,038	446 488,964 1,096	515 459,165 892	670 756,315 1,129	396 458,850 1,159	381 418,557 1,099
愛知	810 538,793 665	70 45,885 656	60 40,845 681	80 51,555 644	40 27,825 696	70 44,730 639
三重	16,393 43,963,854 2,682	876 1,284,797 1,467	1,310 1,833,775 1,400	942 2,423,397 2,573	1,222 2,831,580 2,317	1,425 4,585,027 3,218
兵庫	2,662 5,467,644 2,054	104 156,975 1,509	113 216,825 1,919	45 144,900 3,220	84 240,030 2,858	134 213,675 1,595
福岡	628 1,338,121 2,131	120 190,260 1,586	11 14,490 1,317	76 90,090 1,185		38 151,200 3,979
冷きんき	44,730	858	1,819	728	3,565	3,293
合計	35,683,192	602,540	1,335,117	677,127	2,629,500	2,423,665
平均単価	798	702	734	930	738	736
福島	120 187,699 1,564					
北海道	18 130,200 7,233				8 88,200 11,025	10 42,000 4,200
青森	30 102,375 3,413			30 102,375 3,413		
宮城	43,918 33,427,857 761	858 602,540 702	1,816 1,325,982 730	695 565,617 814	3,552 2,528,045 712	3,283 2,381,665 725

9月	10月	11月	12月	1月	2月	3月
5,140:	10	10				
4,317,600:	11,550	10,500				
840:	1,155	1,050				
	197					
	140,872					
	715					
20:	20	20	40	20:		50
16,800:	16,800	16,800	33,600	16,800:		47,250
840:	840	840	840	840:		945
24:	64	348	390	160:	168:	30
53,550:	142,800	429,135	645,225	259,350:	244,650:	42,525
2,231:	2,231	1,233	1,654	1,621:	1,456:	1,418
15,889:	16,493	18,813	48,959	17,557:	16,264:	22,451
26,165,409:	24,661,141	27,210,556	72,206,623	26,151,638:	23,039,957:	33,663,589
1,647:	1,495	1,446	1,475	1,490:	1,417:	1,499
1,139:	1,139	1,201	1,779	1,357:	1,181:	1,307
2,276,266:	2,383,290	2,488,500	3,735,724	2,670,949:	2,193,851:	2,719,318
1,998:	2,092	2,072	2,100	1,968:	1,858:	2,081
603:	135	44	96	32:	49:	36
1,566,810:	218,085	126,420	326,340	75,600:	208,530:	136,080
2,598:	1,615	2,873	3,399	2,363:	4,256:	3,780
		1,626				
		2,411,409				
		1,483				
5,809:	7,051	9,036	16,883	6,160:	4,167:	4,632
7,133,150:	7,530,244	8,871,621	17,706,098	6,218,238:	5,291,976:	6,635,382
1,228:	1,068	982	1,049	1,009:	1,270:	1,433
871:	681	1,411	3,476	1,398:	1,088:	1,702
2,453,063:	1,649,539	3,624,733	11,656,772	3,749,751:	2,277,005:	3,787,172
2,816:	2,422	2,569	3,354	2,682:	2,093:	2,225
405:	534	528	1,128	329:	447:	577
682,133:	946,890	847,455	1,633,380	620,445:	760,095:	1,171,905
1,684:	1,773	1,605	1,448	1,886:	1,700:	2,031
4,728:	4,750	3,227	20,818	6,453:	7,374:	9,011
6,540,359:	7,052,881	5,289,075	22,869,658	8,542,678:	9,208,345:	11,581,139
1,383:	1,485	1,639	1,099	1,324:	1,249:	1,285
389:	471	495	565	506:	926:	3,003
437,021:	496,230	530,775	865,830	561,225:	873,600:	2,745,327
1,123:	1,054	1,072	1,532	1,109:	943:	914
80:	70	50	65	85:	70:	70
51,555:	41,790	28,140	62,513	65,730:	40,005:	38,220
644:	597	563	962	773:	572:	546
1,771:	1,583	1,102	3,015	1,031:	861:	1,255
4,844,451:	4,210,417	2,828,103	10,674,110	3,342,711:	1,865,250:	3,240,236
2,735:	2,660	2,566	3,540	3,242:	2,166:	2,582
80:	50	45	1,098	130:	60:	719
130,200:	81,375	113,925	2,550,198	253,911:	195,300:	1,170,330
1,628:	1,628	2,532	2,323	1,953:	3,255:	1,628
14:	29	48	36	76:	41:	139
50,401:	50,400	50,400	126,000	50,400:	126,000:	438,480
3,600:	1,738	1,050	3,500	663:	3,073:	3,155
3,177:	8,266	4,119	8,825	2,029:	2,288:	5,763
2,551,346:	6,120,760	3,603,289	7,613,833	1,688,476:	1,901,441:	4,536,098
803:	740	875	863	832:	831:	787
	35	30	55			
	51,450	53,235	83,014			
	1,470	1,775	1,509			
3,147:	8,060	3,915	8,662	2,014:	2,273:	5,643
2,463,146:	5,557,434	3,029,358	7,214,558	1,644,061:	1,856,553:	4,258,898
783:	690	774	833	816:	817:	755

種別・出荷地	計	4月	5月	6月	7月	8月
冷きんぎ	644		3	3	5	
東京	1,835,061		9,135	9,135	13,255	
	2,849		3,045	3,045	2,651	
冷メルルーサ	1,243	110	140	77	86	70
合計	798,179	69,300	88,200	51,083	56,385	41,391
平均単価	642	630	630	663	656	591
福島	6				6	
	5,985				5,985	
	998				998	
宮城	970	110	140	70	80	60
	613,200	69,300	88,200	44,100	50,400	37,800
	632	630	630	630	630	630
東京	267			7		10
	178,994			6,983		3,591
	670			998		359
冷くじら	525	65	21	45	62	40
合計	2,076,807	211,534	79,317	182,291	227,220	222,075
平均単価	3,956	3,254	3,777	4,051	3,665	5,552
青森	12	6			6	
	18,900	9,450			9,450	
	1,575	1,575			1,575	
宮城	77	29	8	15	25	
	116,142	39,859	10,647	20,066	45,570	
	1,508	1,374	1,331	1,338	1,823	
東京	436	30	13	30	31	40
	1,941,765	162,225	68,670	162,225	172,200	222,075
	4,454	5,408	5,282	5,408	5,555	5,552
冷かに	107,059	2,545	2,801	3,286	4,640	6,845
合計	237,565,383	4,665,305	5,839,110	6,622,894	9,260,546	13,965,505
平均単価	2,219	1,833	2,085	2,015	1,996	2,040
福島	3,679	256	193	192	56	276
	10,216,812	652,092	629,878	666,809	204,120	838,590
	2,777	2,547	3,264	3,473	3,645	3,038
北海道	2,753	72	20	438	126	182
	5,380,749	167,370	42,210	786,150	217,508	267,330
	1,955	2,325	2,111	1,795	1,726	1,469
青森	2,267			4	41	706
	8,688,561			9,450	64,050	1,726,893
	3,833			2,363	1,562	2,446
宮城	31,691	801	862	915	905	1,747
	90,657,965	1,438,719	1,755,001	1,955,372	2,208,826	3,838,917
	2,861	1,796	2,036	2,137	2,441	2,197
茨城	7,919	103	128	195	533	570
	16,946,287	237,510	249,795	432,264	1,124,340	1,234,002
	2,140	2,306	1,952	2,217	2,109	2,165
千葉	4,276	164	247	178	252	496
	15,394,438	336,945	613,116	525,651	975,047	1,705,620
	3,600	2,055	2,482	2,953	3,869	3,439
東京	31,655	987	1,104	1,017	730	1,299
	52,625,663	1,543,235	2,026,787	1,591,836	1,400,680	2,054,069
	1,662	1,564	1,836	1,565	1,919	1,581
大阪	17,955	135	100	280	1,820	1,455
	25,336,276	196,089	143,063	414,492	2,633,795	2,026,506
	1,411	1,453	1,431	1,480	1,447	1,393
兵庫	245	3	33	21	40	22
	947,100	0	120,750	92,400	161,700	92,400
	3,866	0	3,659	4,400	4,043	4,200
鳥取	539	18	50	26	11	12
	2,305,065	82,320	122,010	112,350	37,695	28,980
	4,277	4,573	2,440	4,321	3,427	2,415
福岡	660					
	1,177,260					
	1,784					
長崎	3,420	6	64	20	126	80
	7,889,207	11,025	136,500	36,120	232,785	152,198
	2,307	1,838	2,133	1,806	1,848	1,902

9月	10月	11月	12月	1月	2月	3月
30: 88,200: 2,940:	171 511,876 2,993	174 520,696 2,993	108 316,261 2,928	15: 44,415: 2,961:	15: 44,888: 2,993:	120 277,200 2,310
160: 102,900: 643:	60 37,800 630	110 69,300 630	50 31,500 630	140: 89,775: 641:	76: 50,673: 667:	164 109,872 670
160: 102,900: 643:	60 37,800 630	70 44,100 630		70: 45,675: 653:	60: 36,225: 604:	90 56,700 630
		40 25,200 630	50 31,500 630	70: 44,100: 630:	16: 14,448: 903:	74 53,172 719
37: 197,190: 5,329:	35 199,500 5,700	27 146,160 5,413	137 318,675 2,326	13: 65,310: 5,024:	21: 107,835: 5,135:	22 119,700 5,441
37: 197,190: 5,329:	35 199,500 5,700	27 146,160 5,413	137 318,675 2,326	13: 65,310: 5,024:	21: 107,835: 5,135:	22 119,700 5,441
4,447: 8,047,081: 1,810:	5,139 9,849,867 1,917	10,096 25,963,960 2,572	41,566 98,120,306 2,361	9,593 20,254,312 2,111	8,136 19,238,621 2,365	7,965 15,737,876 1,976
96: 395,423: 4,119:	36 159,852 4,440	349 866,098 2,482	1,226 3,610,920 2,945	439 1,004,659 2,289	288 570,806 1,982	272 617,565 2,270
68: 108,413: 1,594:	231 824,867 3,571	229 334,084 1,459	857 1,828,386 2,133	84: 214,830: 2,558:	248: 346,841: 1,399:	198 242,760 1,226
74: 196,560: 2,656:	88 251,160 2,854	257 1,024,464 3,986	873 4,582,914 5,250	158: 468,300: 2,964:	60: 336,000: 5,600:	6 28,770 4,795
1,043: 2,152,875: 2,064:	917 1,949,119 2,126	3,955 13,533,693 3,422	11,202 33,314,259 2,974	3,488 10,825,887 3,104	3,747 12,433,251 3,318	2,109 5,252,046 2,490
189: 393,121: 2,080:	396 912,555 2,304	945 2,614,815 2,767	3,963 7,897,681 1,993	464: 863,225: 1,860:	178: 436,779: 2,454:	255 550,200 2,158
276: 1,066,485: 3,864:	310 1,115,678 3,599	314 1,327,516 4,228	1,266 4,232,267 3,343	234: 983,955: 4,205:	200: 971,387: 4,857:	339 1,540,771 4,545
2,346: 2,990,434: 1,275:	1,165 1,353,702 1,162	2,123 3,144,889 1,481	10,105 23,038,813 2,280	3,812 4,419,307 1,159	2,910 3,044,732 1,046	4,057 6,017,179 1,483
255: 379,525: 1,488:	1,860 2,802,454 1,507	1,730 2,543,631 1,470	8,820 12,136,357 1,376	710 949,464 1,337	295 406,875 1,379	495 704,025 1,422
12: 69,300: 5,775:	10 46,200 4,620	12 69,300 5,775	48 74,550 1,553	16: 58,800: 3,675:	12: 69,300: 5,775:	16 92,400 5,775
46: 219,030: 4,762:	78 347,340 4,453	46 233,730 5,081	158 581,490 3,680	14: 27,090: 1,935:	36: 249,060: 6,918:	44 263,970 5,999
			660 1,177,260 1,784			
42: 75,915: 1,808:	48 86,940 1,811	136 271,740 1,998	2,388 5,645,409 2,364	174: 438,795: 2,522:	162: 373,590: 2,306:	174 428,190 2,461

種別・出荷地	計	4月	5月	6月	7月	8月
冷かつお	198,670	22,406	14,610	10,568	10,349	17,537
合計	178,706,151	19,323,172	11,835,436	8,133,262	8,978,365	15,437,403
平均単価	900	862	810	770	868	880
福島	20,744 13,935,866	2,068 1,138,516	1,501 1,129,695	2,649 1,952,500	1,257 981,068	3,435 2,461,953
	672	551	753	737	780	717
宮城	131,252 114,306,083	16,496 13,801,491	11,753 9,176,423	6,681 5,003,978	6,485 5,151,565	9,275 7,375,381
	871	837	781	749	794	795
東京	2,700 1,822,356	230 132,825	150 80,850	590 322,560	1,038 827,646	222 207,525
	675	578	539	547	797	935
静岡	43,974 48,641,846	3,612 4,250,340	1,206 1,448,468	648 854,224	1,569 2,018,086	4,605 5,392,544
	1,106	1,177	1,201	1,318	1,286	1,171
冷あゆ	570	50	40	30	40	10
合計	920,325	76,125	65,100	48,825	65,100	16,275
平均単価	1,615	1,523	1,628	1,628	1,628	1,628
東京	570 920,325	50 76,125	40 65,100	30 48,825	40 65,100	10 16,275
	1,615	1,523	1,628	1,628	1,628	1,628
冷ほたて	71,799	4,404	6,092	4,700	3,551	3,870
合計	83,689,229	5,570,124	6,640,935	6,352,973	5,059,740	4,998,105
平均単価	1,166	1,265	1,090	1,352	1,425	1,292
福島	4 18,459	4 18,459				
	4,615	4,615				
北海道	6,140 5,831,700	1,390 1,387,155	1,870 1,682,625	620 618,450	160 159,600	500 498,750
	950	998	900	998	998	998
青森	6,814 5,879,419	255 339,675	90 38,850	45 9,450	50 68,775	890 857,850
	863	1,332	432	210	1,376	964
宮城	17,154 24,406,749	748 1,206,135	2,048 2,428,125	2,070 2,796,098	1,020 1,073,520	560 679,350
	1,423	1,612	1,186	1,351	1,052	1,213
群馬	7,030 7,510,390	330 500,430	900 1,158,570	950 1,089,900	290 342,090	830 1,104,390
	1,068	1,516	1,287	1,147	1,180	1,331
千葉	6,380 7,591,784			460 727,650	920 1,202,775	420 573,300
	1,190			1,582	1,307	1,365
東京	28,277 32,450,728	1,677 2,118,270	1,184 1,332,765	555 1,111,425	1,111 2,212,980	670 1,284,465
	1,148	1,263	1,126	2,003	1,992	1,917
冷食品	243,979	22,473	16,508	19,603	31,730	18,241
合計	313,673,780	32,697,707	19,986,236	28,104,256	77,103,707	24,036,601
平均単価	1,286	1,455	1,211	1,434	2,430	1,318
福島	39,416 26,491,662	2,417 1,427,226	2,797 1,931,293	2,973 1,828,143	3,166 2,855,309	3,838 2,836,342
	672	590	690	615	902	739
北海道	7,288 9,815,718	870 1,206,030	685 927,276	1,011 1,374,114	635 888,510	585 821,989
	1,347	1,386	1,354	1,359	1,399	1,405
青森	2,709 7,550,362	270 773,325	650 1,877,925	867 2,576,229	815 2,124,518	50 183,225
	2,787	2,864	2,889	2,971	2,607	3,665
岩手	218 523,362	20 50,925	20 50,925	20 50,925	20 50,925	20 50,925
	2,401	2,546	2,546	2,546	2,546	2,546
宮城	62,197 65,110,845	3,732 3,257,562	4,311 3,739,609	3,968 3,019,417	8,217 13,596,902	5,600 6,776,605
	1,047	873	867	761	1,655	1,210
秋田	13,500 6,851,250	1,140 578,550	1,080 548,100	1,020 517,650	1,140 578,550	1,380 700,350
	508	508	508	508	508	508

9月	10月	11月	12月	1月	2月	3月
15,698; 13,486,000; 859;	12,541; 11,317,107; 902;	16,253; 15,021,940; 924;	19,681; 19,411,474; 986;	19,255; 18,523,461; 962;	20,439; 18,545,890; 907;	19,333; 18,692,641; 967;
3,346; 2,104,754; 629;	1,335; 893,591; 669;	1,810; 1,141,627; 631;	1,196; 715,944; 599;	988; 586,299; 593;	365; 261,449; 716;	794; 568,470; 716;
7,739; 6,202,088; 801;	9,352; 8,207,764; 878;	12,358; 11,279,943; 913;	12,911; 12,192,063; 944;	12,948; 12,167,289; 940;	11,278; 9,978,873; 885;	13,976; 13,769,225; 985;
					30; 16,380; 546;	440; 234,570; 533;
4,613; 5,179,158; 1,123;	1,854; 2,215,752; 1,195;	2,085; 2,600,370; 1,247;	5,574; 6,503,467; 1,167;	5,319; 5,769,873; 1,085;	8,766; 8,289,188; 946;	4,123; 4,120,376; 999;
90; 148,050; 1,645;	60; 100,800; 1,680;	40; 65,100; 1,628;	100; 155,925; 1,559;	20; 32,550; 1,628;	30; 48,825; 1,628;	60; 97,650; 1,628;
90; 148,050; 1,645;	60; 100,800; 1,680;	40; 65,100; 1,628;	100; 155,925; 1,559;	20; 32,550; 1,628;	30; 48,825; 1,628;	60; 97,650; 1,628;
6,203; 5,961,501; 961;	4,375; 5,631,539; 1,287;	9,306; 10,591,096; 1,138;	9,678; 11,505,491; 1,189;	5,689; 6,030,254; 1,060;	5,788; 6,558,782; 1,133;	8,143; 8,788,689; 1,079;
1,000; 944,160; 944;		490; 443,835; 906;	100; 87,150; 872;		10; 9,975; 998;	
150; 119,280; 795;	95; 75,285; 792;	620; 468,668; 756;	1,500; 1,757,963; 1,172;	1,279; 887,715; 694;	1,300; 885,151; 681;	540; 370,757; 687;
472; 949,200; 2,011;	1,613; 1,690,973; 1,048;	2,511; 3,300,204; 1,314;	1,916; 3,605,805; 1,882;	1,290; 2,308,950; 1,790;	1,020; 1,989,750; 1,951;	1,886; 2,378,639; 1,261;
1,310; 1,093,995; 835;	660; 721,875; 1,094;	160; 204,645; 1,279;	120; 128,942; 1,075;	300; 206,903; 690;	420; 374,850; 893;	760; 583,800; 768;
990; 1,325,625; 1,339;	1,070; 1,246,896; 1,165;	870; 1,044,698; 1,201;	1,650; 1,470,840; 891;			
2,281; 1,529,241; 670;	937; 1,896,510; 2,024;	4,655; 5,129,046; 1,102;	4,392; 4,454,791; 1,014;	2,820; 2,626,686; 931;	3,038; 3,299,056; 1,086;	4,957; 5,455,493; 1,101;
14,421; 16,493,643; 1,144;	20,310; 20,831,254; 1,026;	17,015; 16,603,101; 976;	23,942; 22,786,932; 952;	16,409; 15,843,004; 966;	19,902; 16,879,816; 848;	23,425; 22,307,523; 952;
2,864; 1,789,807; 625;	3,030; 1,658,187; 547;	2,625; 1,599,371; 609;	4,579; 3,747,133; 818;	3,155; 1,836,054; 582;	4,137; 2,670,196; 645;	3,835; 2,312,601; 603;
112; 131,376; 1,173;	225; 296,205; 1,316;	491; 572,628; 1,166;	758; 961,254; 1,268;	355; 474,071; 1,335;	821; 1,135,365; 1,383;	740; 1,026,900; 1,388;
3; 0; 0;	38; 12,725; 335;			1; 2,415; 2,415;	15; 0; 0;	
20; 50,925; 2,546;		20; 50,925; 2,546;	38; 65,037; 1,712;		20; 50,925; 2,546;	20; 50,925; 2,546;
4,881; 5,204,082; 1,066;	5,466; 4,487,659; 821;	4,637; 4,163,633; 898;	6,655; 5,811,846; 873;	3,742; 3,776,266; 1,009;	4,706; 4,480,967; 952;	6,282; 6,796,297; 1,082;
1,200; 609,000; 508;	960; 487,200; 508;	1,020; 517,650; 508;	1,500; 761,250; 508;	1,020; 517,650; 508;	1,020; 517,650; 508;	1,020; 517,650; 508;

種別・出荷地	計	4月	5月	6月	7月	8月
冷食品	8					
山形	2,532 317					
茨城	38,339 24,122,543 629	3,602 2,358,930 655	1,623 1,092,158 673	2,084 1,379,060 662	2,355 1,549,879 658	1,989 1,898,946 955
栃木	524 2,546,460 4,860			9 7,875 875	210 527,751 2,513	72 488,376 6,783
群馬	334 157,251 471					
埼玉	3,618 2,736,607 756	265 256,095 966	122 99,792 818	218 190,172 872	269 211,844 788	253 211,340 835
千葉	1,779 4,143,396 2,329	16 22,680 1,418	28 36,330 1,298	15 36,288 2,419	510 1,513,698 2,968	386 1,071,195 2,775
東京	45,990 92,299,236 2,007	6,885 14,181,629 2,060	3,144 4,795,109 1,525	5,475 12,418,082 2,268	8,108 24,395,576 3,009	2,325 4,877,538 2,098
新潟	2,378 2,520,436 1,060	125 101,903 815	168 141,897 845	138 119,448 866	102 98,532 966	270 289,002 1,070
岐阜	19 0 0	1 0 0		1 0 0	2 0 0	
静岡	5,995 34,911,522 5,823	267 1,465,191 5,488	532 3,145,128 5,912	540 3,096,966 5,735	3,971 23,026,017 5,799	201 1,265,877 6,298
愛知	6 22,680 3,780					
三重	1,063 511,728 481	57 27,069 475	161 57,162 355	147 53,718 365	72 43,848 609	96 46,137 481
大阪	4,833 15,482,253 3,203	2,034 5,956,545 2,928	96 213,150 2,220	76 208,740 2,747	1,402 4,705,157 3,356	441 1,567,125 3,554
兵庫	10,040 12,441,860 1,239	462 556,920 1,205	970 1,222,200 1,260	760 957,600 1,260	605 767,025 1,268	625 796,950 1,275
鳥取	824 1,236,252 1,500	100 147,118 1,471	57 69,552 1,220	77 113,778 1,478	40 57,834 1,446	40 63,000 1,575
山口	1 0 0				1 0 0	
香川	2,249 3,072,316 1,366	50 94,809 1,896	54 23,930 443	157 82,341 524	77 34,447 447	47 18,324 390
愛媛	225 326,760 1,452	160 235,200 1,470	10 14,700 1,470	45 66,150 1,470	2 0 0	
福岡	424 796,749 1,879			2 7,560 3,780	11 77,385 7,035	23 73,355 3,189
長崎	1 0 0					
沖縄	1 0 0					
冷プロイラー	10,624	1,185	1,049	1,094	989	1,221
合計	6,338,790	714,420	593,481	619,857	557,823	713,223
平均単価	597	603	566	567	564	584

9月	10月	11月	12月	1月	2月	3月
	7 2,532 362					1 0 0
689 783,512 1,137 36	5,345 2,686,083 503 72	2,873 1,661,772 578 72	4,289 3,159,776 737	3,068 1,616,187 527	5,430 2,515,445 463 52	4,992 3,420,795 685 1
488,376 13,566 69 26,870 389	488,376 6,783 13 11,467 882	488,376 6,783 202 99,226 491			46,935 903 30 11,813 394	10,395 10,395 20 7,875 394
327 275,524 843	275 192,402 700	410 279,796 682	333 249,278 749	521 274,453 527	373 298,973 802	252 196,938 782
234 582,242 2,488	220 532,142 2,419	280 132,342 473	40 96,768 2,419	15 36,288 2,419	15 36,288 2,419	20 47,135 2,357
2,461 3,998,714 1,625	3,207 7,447,201 2,322	2,959 4,819,767 1,629	3,424 4,171,025 1,218	2,181 2,949,356 1,352	2,127 3,198,470 1,504	3,694 5,046,769 1,366
297 341,534 1,150	210 256,505 1,221	237 243,339 1,027	432 511,624 1,184	59 55,724 944	161 190,702 1,184	179 170,226 951
1 0 0		2 0 0			5 0 0	7 0 0
106 599,046 5,651	68 408,051 6,001	62 376,950 6,080	70 378,924 5,413	48 298,620 6,221	72 470,610 6,536	58 380,142 6,554
	3 11,340 3,780	3 11,340 3,780				
99 59,178 598	54 26,208 485	91 46,956 516	89 48,678 547	35 24,570 702	98 47,796 488	64 30,408 475
129 462,735 3,587	192 618,765 3,223	60 242,393 4,040	90 330,750 3,675	264 991,253 3,755	42 159,390 3,795	7 26,250 3,750
675 852,075 1,262	635 809,550 1,275	825 1,053,780 1,277	683 933,597 1,367	1,020 1,499,421 1,470	685 878,588 1,283	2,095 2,114,154 1,009
85 136,332 1,604	35 54,180 1,548	79 117,359 1,486	210 329,427 1,569	15 23,436 1,562	25 39,060 1,562	61 85,176 1,396
102 58,215 571	47 32,300 687	40 40,028 1,001	694 1,130,495 1,629	840 1,406,056 1,674	88 132,406 1,505	53 18,965 358
1 0 0		1 0 0				6 10,710 1,785
30 44,100 1,470	208 312,176 1,501	26 85,470 3,287	57 100,070 1,756	40 49,371 1,234	10 10,050 1,005	17 37,212 2,189
						1 0 0
			1 0 0			
873 495,065 567	900 477,815 531	799 494,130 618	849 523,068 616	280 248,325 887	475 341,198 718	910 560,385 616

種別・出荷地	計	4月	5月	6月	7月	8月
冷ブローラー	10					
福島	5,544					
	554					
宮城	937	55	30	42	117	87
	1,062,864	90,720	49,770	54,558	90,972	106,596
	1,134	1,649	1,659	1,299	778	1,225
山形	18					
	19,845					
	1,103					
千葉	30				4	15
	35,700				4,200	18,900
	1,190				1,050	1,260
東京	9,505	1,100	980	1,037	853	1,119
	5,085,917	585,900	513,975	546,399	443,751	587,727
	535	533	524	527	520	525
三重	24		24			
	10,836		10,836			
	452		452			
兵庫	90	30	15	15	15	
	113,358	37,800	18,900	18,900	18,900	
	1,260	1,260	1,260	1,260	1,260	
香川	10					
	4,726					
	473					
冷すりみ	329					
合計	212,237					
平均単価	645					
北海道	175					
	126,998					
	726					
宮城	36					
	30,618					
	851					
東京	100					
	23,625					
	236					
新潟	18					
	30,996					
	1,722					
その他冷貝類	54,815	1,684	2,506	3,037	3,977	4,216
合計	91,282,754	2,931,831	4,335,093	4,774,214	7,255,113	8,237,556
平均単価	1,665	1,741	1,730	1,572	1,824	1,954
福島	1,995	49	146	83	47	423
	8,924,496	177,093	537,957	343,308	204,372	1,980,909
	4,473	3,614	3,685	4,136	4,348	4,683
北海道	238	24	12	12		
	572,460	22,680	11,340	11,340		
	2,405	945	945	945		
青森	713	16	50	91	93	53
	1,011,242	44,100	44,100	127,890	128,101	83,161
	1,418	2,756	882	1,405	1,377	1,569
宮城	28,938	665	579	1,545	2,188	1,901
	47,396,055	1,057,455	717,570	2,316,678	3,928,890	3,201,450
	1,638	1,590	1,239	1,499	1,796	1,684
茨城	119	12	24	12	18	12
	234,990	21,420	45,990	22,680	33,390	23,310
	1,975	1,785	1,916	1,890	1,855	1,943
千葉	1,697	80	120	314	256	64
	3,574,830	236,250	354,375	585,480	595,350	189,000
	2,107	2,953	2,953	1,865	2,326	2,953
東京	20,994	838	1,575	980	1,355	1,752
	29,433,329	1,372,833	2,623,761	1,366,838	2,346,425	2,748,963
	1,402	1,638	1,666	1,395	1,732	1,569
愛知	1					1
	1,103					1,103
	1,103					1,103

9月	10月	11月	12月	1月	2月	3月
	10 5,544 554					
35 49,770 1,422	229 138,213 604	135 138,285 1,024	67 112,770 1,683	50 81,900 1,638	35 58,590 1,674	55 90,720 1,649
						18 19,845 1,103
11 12,600 1,145						
822 430,332 524	656 331,695 506	655 343,035 524	776 404,250 521	230 166,425 724	440 282,608 642	837 449,820 537
		9 12,810 1,423	6 6,048 1,008			
5 2,363 473	5 2,363 473					
153 114,839 751	146 56,952 390		18 30,996 1,722		12 9,450 788	
129 93,671 726	46 33,327 725					
24 21,168 882					12 9,450 788	
	100 23,625 236					
			18 30,996 1,722			
4,601 6,761,697 1,470	4,366 6,745,559 1,545	5,612 8,030,202 1,431	10,014 17,390,838 1,737	4,276 7,039,191 1,646	4,813 7,187,750 1,493	5,713 10,593,710 1,854
106 487,074 4,595	65 278,964 4,292	47 190,323 4,049	554 2,574,432 4,647	295 1,361,808 4,616	41 164,010 4,000	139 624,246 4,491
				10 8,400 840	50 145,950 2,919	130 372,750 2,867
44 52,847 1,201	108 163,380 1,513	61 103,689 1,700	60 108,152 1,803	24 30,924 1,289	73 80,798 1,107	40 44,100 1,103
2,023 3,283,876 1,623	2,879 4,437,480 1,541	3,897 5,297,040 1,359	5,833 8,874,916 1,522	2,372 3,605,742 1,520	2,032 4,074,709 2,005	3,024 6,600,249 2,183
12 22,680 1,890		17 42,840 2,520	12 22,680 1,890			
	1 0 0	92 169,050 1,838	296 750,750 2,536	124 332,325 2,680	80 88,200 1,103	270 274,050 1,015
2,416 2,915,220 1,207	1,243 1,798,115 1,447	1,498 2,227,260 1,487	3,259 5,059,908 1,553	1,451 1,699,992 1,172	2,537 2,634,083 1,038	2,090 2,639,931 1,263

種別・出荷地	計	4月	5月	6月	7月	8月
その他冷蔵	100				20	10
広島	95,865				18,585	9,660
	959				929	966
長崎	20					
	38,384					
	1,919					
その他冷凍	151,394	8,189	8,716	13,916	6,849	8,056
合計	200,458,927	9,443,288	12,316,511	13,373,187	13,950,233	15,846,199
平均単価	1,324	1,153	1,413	961	2,037	1,967
福島	28,900	641	769	8,146	585	727
	27,193,942	1,254,597	1,063,669	3,007,229	898,467	992,166
	941	1,957	1,383	369	1,536	1,365
北海道	884	685	7		10	30
	871,790	316,655	2,940		26,250	75,600
	986	462	420		2,625	2,520
青森	29,876	446	22	21	62	44
	18,987,221	250,013	10,857	10,364	30,794	21,714
	636	561	494	494	497	494
岩手	1,004	130	120	100	60	
	967,260	109,880	104,320	90,300	54,180	
	963	845	869	903	903	
宮城	15,564	354	4,466	1,463	1,933	447
	22,198,661	614,744	4,704,303	2,232,962	3,252,662	654,676
	1,426	1,737	1,053	1,526	1,683	1,465
茨城	17,183	1,768	375	271	275	961
	10,129,925	1,281,712	334,216	232,116	231,000	1,039,135
	590	725	891	857	840	1,081
千葉	8,763	281	248	1,187	700	1,140
	35,337,233	1,299,564	1,095,654	2,794,551	3,004,386	4,999,008
	4,033	4,625	4,418	2,354	4,292	4,385
東京	40,384	3,397	2,042	2,085	2,438	3,865
	67,615,430	3,403,253	3,672,113	3,684,975	4,642,609	6,208,970
	1,674	1,002	1,798	1,767	1,904	1,606
長野	80		10	10		10
	403,200		50,400	50,400		50,400
	5,040		5,040	5,040		5,040
静岡	1,357	95	167	183	260	114
	2,809,296	118,692	275,331	398,496	833,259	265,944
	2,070	1,249	1,649	2,178	3,205	2,333
愛知	36	22	14			
	62,370	35,154	27,216			
	1,733	1,598	1,944			
三重	666	34	44	74	118	22
	457,884	23,436	29,736	48,636	83,412	14,868
	688	689	676	657	707	676
大阪	5					
	16,538					
	3,308					
鳥取	4					
	6,300					
	1,575					
島根	20					
	36,994					
	1,850					
香川	5,618	336	432	376	408	696
	12,299,238	735,588	945,756	823,158	893,214	1,523,718
	2,189	2,189	2,189	2,189	2,189	2,189
佐賀	320					
	151,200					
	473					
長崎	60					
	443,100					
	7,385					
宮崎	670					
	471,345					
	704					

9月	10月	11月	12月	1月	2月	3月
	70 67,620 966					
						20 38,384 1,919
5,343 9,740,592 1,823 506 696,227 1,376	11,756 15,095,008 1,284 1,542 1,699,707 1,102	10,535 14,422,484 1,369 1,772 1,654,746 934	24,481 37,230,741 1,521 4,266 4,312,604 1,011	16,876 17,780,363 1,054 4,412 3,787,580 858	13,935 19,125,635 1,372 3,829 5,242,852 1,369	22,742 22,134,686 973 1,705 2,584,098 1,516
		20 52,500 2,625	30 102,900 3,430	70 115,500 1,650		32 179,445 5,608
114 50,085 439	2,081 1,024,236 492	4,245 2,093,697 493	10,593 8,821,256 833	4,896 2,311,548 472	4,567 2,811,636 616	2,785 1,551,021 557
				594 608,580 1,025		
1,030 1,520,411 1,476 348 277,430 797 354 2,000,502 5,651 2,406 3,923,253 1,631	1,142 1,759,935 1,541 -210 -103,537 493 324 1,504,818 4,645 5,506 7,353,848 1,336	724 1,188,760 1,642 280 407,400 1,455 727 3,274,331 4,504 2,080 4,488,341 2,158	1,812 2,611,725 1,441 705 973,350 1,381 1,542 6,987,645 4,532 4,480 11,333,378 2,530	1,117 1,715,076 1,535 385 329,201 855 674 2,807,112 4,165 4,006 4,696,989 1,172	347 822,214 2,369 642 399,294 622 642 2,484,468 3,870 3,471 6,432,004 1,853	729 1,121,193 1,538 11,383 4,728,608 415 944 3,085,194 3,268 4,608 7,775,697 1,687
	10 50,400 5,040	10 50,400 5,040		20 100,800 5,040	10 50,400 5,040	
67 84,042 1,254	91 174,300 1,915	131 225,708 1,723	127 280,686 2,210	54 67,284 1,246	27 34,146 1,265	41 51,408 1,254
58 40,572 700	186 130,284 700	76 50,904 670	44 29,736 676	10 6,300 630		
					4 16,538 4,135	1 0 0
						4 6,300 1,575
				20 36,994 1,850		
440 963,270 2,189	384 840,672 2,189	384 840,672 2,189	792 1,733,886 2,189	528 1,155,924 2,189	376 823,158 2,189	466 1,020,222 2,189
		80 40,425 505	90 43,575 484	90 41,475 461	20 8,925 446	40 16,800 420
20 184,800 9,240	30 189,000 6,300	6 54,600 9,100				4 14,700 3,675
	670 471,345 704					

種別・出荷地	計	4月	5月	6月	7月	8月
冷凍めばち	162,801	13,261	10,997	8,898	15,646	12,688
合計	282,409,007	22,542,636	18,928,393	14,569,730	27,139,972	23,178,529
平均単価	1,735	1,700	1,721	1,637	1,735	1,827
福島	53,695 124,176,967 2,313	3,286 6,567,926 1,999	2,973 5,940,470 1,998	2,568 5,152,925 2,007	6,843 15,173,708 2,217	4,856 11,513,182 2,371
北海道	28 71,033 2,537					
宮城	13,336 20,707,558 1,553	165 226,905 1,375	215 273,636 1,273	324 394,759 1,218	500 622,708 1,245	240 352,800 1,470
東京	10,986 19,642,247 1,788	899 1,615,274 1,797	866 1,526,048 1,762	499 802,818 1,609	759 1,242,681 1,637	1,038 1,808,701 1,742
神奈川	18,265 19,163,602 1,049	1,450 1,926,750 1,329	1,430 1,906,065 1,333	1,160 1,539,825 1,327	1,590 2,105,355 1,324	980 1,317,561 1,344
静岡	66,491 98,647,600 1,484	7,461 12,205,781 1,636	5,513 9,282,174 1,684	4,347 6,679,403 1,537	5,954 7,995,520 1,343	5,574 8,186,285 1,469
冷凍きわだ	3,184				794	534
合計	6,477,735				1,605,706	1,080,313
平均単価	2,034				2,022	2,023
福島	3,184 6,477,735 2,034				794 1,605,706 2,022	534 1,080,313 2,023
冷凍かじき類	23,389	993	841	962	2,531	1,305
合計	17,764,550	790,545	638,484	694,080	2,474,901	1,149,808
平均単価	760	796	759	721	978	881
福島	8,474 6,850,514 808	5 5,775 1,155	5 5,775 1,155	7 8,325 1,189	1,600 1,793,826 1,121	165 240,192 1,456
宮城	69 67,830 983	3 2,520 840		40 35,280 882	26 30,030 1,155	
東京	11,569 7,253,042 627	840 529,200 630	691 432,936 627	840 529,200 630	777 470,235 605	840 525,000 625
神奈川	930 473,025 509					
静岡	2,347 3,120,139 1,329	145 253,050 1,745	145 199,773 1,378	75 121,275 1,617	128 180,810 1,413	300 384,616 1,282
冷凍インドまぐろ	315	4		20	40	20
合計	828,318	10,238		11,288	21,000	11,288
平均単価	2,630	2,560		564	525	564
宮城	184 109,467 595	4 10,238 2,560		20 11,288 564	40 21,000 525	20 11,288 564
東京	42 389,550 9,275					
静岡	89 329,301 3,700					
冷凍まぐろ類	115,541	7,829	13,324	10,793	7,971	12,421
合計	198,674,931	11,294,196	18,110,046	15,850,491	14,668,998	24,644,228
平均単価	1,720	1,443	1,359	1,469	1,840	1,984
福島	33,606 61,936,553 1,843	1,705 3,048,904 1,788	2,058 3,637,887 1,768	2,181 3,541,636 1,624	4,065 7,211,385 1,774	4,039 8,852,314 2,192
宮城	63,828 100,722,096 1,578	3,488 4,643,208 1,331	9,662 11,481,296 1,188	7,259 9,747,846 1,343	2,925 5,619,963 1,921	6,893 13,003,594 1,886

9月	10月	11月	12月	1月	2月	3月
14,736; 22,569,002; 1,532;	12,876; 22,095,550; 1,716;	12,639; 20,183,104; 1,597;	18,562; 36,178,186; 1,949;	14,332; 24,087,755; 1,681;	10,259; 18,978,912; 1,850;	17,907; 31,957,238; 1,785;
3,529; 7,979,809; 2,261;	3,662; 9,336,565; 2,550;	3,158; 7,990,980; 2,530;	8,350; 20,744,568; 2,484;	4,940; 10,361,005; 2,097;	3,285; 8,241,118; 2,509;	6,245; 15,174,711; 2,430;
						28 71,033 2,537
1,115; 1,890,537; 1,696;	1,075; 1,711,261; 1,592;	611; 836,040; 1,368;	2,412; 4,047,092; 1,678;	2,051; 3,279,116; 1,599;	1,703; 2,486,727; 1,460;	2,925; 4,585,977; 1,568;
1,200; 2,126,227; 1,772;	849; 1,548,794; 1,824;	832; 1,459,364; 1,754;	1,237; 2,259,047; 1,826;	657; 1,233,726; 1,878;	798; 1,485,846; 1,862;	1,352; 2,533,721; 1,874;
1,690; 1,603,875; 949;	1,550; 1,463,175; 944;	1,900; 1,612,170; 849;	1,280; 1,230,915; 962;	1,188; 1,184,780; 997;	681; 598,797; 879;	3,366; 2,674,334; 795;
7,202; 8,968,554; 1,245;	5,740; 8,035,755; 1,400;	6,138; 8,284,550; 1,350;	5,283; 7,896,564; 1,495;	5,496; 8,029,128; 1,461;	3,792; 6,166,424; 1,626;	3,991; 6,917,462; 1,733;
261; 527,824; 2,022;	426; 861,703; 2,023;	11; 21,234; 1,930;	713; 1,465,313; 2,055;	10; 21,165; 2,117;		435; 894,477; 2,056;
261; 527,824; 2,022;	426; 861,703; 2,023;	11; 21,234; 1,930;	713; 1,465,313; 2,055;	10; 21,165; 2,117;		435; 894,477; 2,056;
1,143; 918,593; 804;	1,759; 1,497,984; 852;	1,898; 1,361,567; 717;	1,970; 1,445,345; 734;	1,824; 1,266,735; 694;	4,371; 2,537,868; 581;	3,792; 2,988,640; 788;
130; 155,925; 1,199;	757; 692,298; 915;	408; 342,017; 838;	555; 458,345; 826;	764; 442,485; 579;	1,991; 986,361; 495;	2,087; 1,719,190; 824;
843; 533,978; 633;	791; 548,646; 694;	1,120; 705,600; 630;	1,040; 651,000; 626;	800; 504,000; 630;	1,947; 1,168,782; 600;	1,040; 654,465; 629;
	30; 17,850; 595;	200; 94,500; 473;	200; 94,500; 473;	20; 16,800; 840;	200; 94,500; 473;	280; 154,875; 553;
170; 228,690; 1,345;	181; 239,190; 1,321;	170; 219,450; 1,291;	175; 241,500; 1,380;	240; 303,450; 1,264;	233; 288,225; 1,237;	385; 460,110; 1,195;
15; 8,401; 560;	5; 2,625; 525;	15; 46,881; 3,125;	40; 22,576; 564;	13; 110,450; 8,496;	18; 68,891; 3,827;	125; 514,680; 4,117;
15; 8,401; 560;	5; 2,625; 525;	10; 5,513; 551;	40; 22,576; 564;		10; 6,038; 604;	20; 10,500; 525;
		5; 41,368; 8,274;		13; 110,450; 8,496;	8; 62,853; 7,857;	16; 174,879; 10,930;
						89 329,301 3,700
8,326; 13,209,393; 1,587;	10,743; 14,079,347; 1,311;	6,761; 12,268,053; 1,815;	10,535; 28,055,782; 2,663;	9,569; 15,211,002; 1,590;	9,105; 15,452,621; 1,697;	8,164; 15,830,774; 1,939;
2,182; 3,541,565; 1,623;	1,882; 3,119,012; 1,657;	2,697; 4,660,604; 1,728;	4,834; 11,961,681; 2,474;	2,961; 4,556,290; 1,539;	2,908; 4,484,850; 1,542;	2,094; 3,320,425; 1,586;
4,669; 6,853,060; 1,468;	7,613; 8,655,008; 1,137;	2,899; 5,344,490; 1,844;	4,212; 12,283,682; 2,916;	5,339; 7,917,410; 1,483;	4,524; 6,330,413; 1,399;	4,345; 8,842,126; 2,035;

種別・出荷地	計	4月	5月	6月	7月	8月
冷凍まぐろ類	1,886	1,815	5		20	
東京	2,253,724	1,962,595	27,300		7,560	
	1,195	1,081	5,460		378	
神奈川	71					
	623,858					
	8,787					
静岡	16,150	821	1,599	1,353	961	1,489
	33,138,700	1,639,489	2,963,563	2,561,009	1,830,090	2,788,320
	2,052	1,997	1,853	1,893	1,904	1,873

9月	10月	11月	12月	1月	2月	3月
			15	3		28
			96,579	7,138		152,552
			6,439	2,379		5,448
						71
						623,858
						8,787
1,475	1,248	1,165	1,474	1,266	1,673	1,626
2,814,768	2,305,327	2,262,959	3,713,840	2,730,164	4,637,358	2,891,813
1,908	1,847	1,942	2,520	2,157	2,772	1,778

(3) 塩干・加工品

種別・出荷地	計	4月	5月	6月	7月	8月
塩さけ	462,708	30,883	36,182	39,888	47,154	46,474
合計	423,634,000	27,285,524	33,755,884	37,811,749	44,993,163	42,994,261
平均単価	916	884	933	948	954	925
福島	7,158 10,889,477	571 799,365	687 1,060,259	536 813,918	723 1,172,260	501 854,322
	1,521	1,400	1,543	1,519	1,621	1,705
北海道	56,266 53,138,279	881 1,039,873	4,463 4,783,686	9,151 8,872,557	8,855 7,984,543	8,447 7,823,832
	944	1,180	1,072	970	902	926
青森	80,301 71,786,750	8,084 6,678,893	7,804 6,752,844	8,790 7,999,698	7,798 7,184,730	8,795 8,108,961
	894	826	865	910	921	922
宮城	191,190 174,546,239	11,031 9,664,846	12,635 11,174,346	12,061 11,778,643	16,176 15,886,433	15,069 14,404,427
	913	876	884	977	982	956
茨城	126 144,480		86 72,450	16 27,720		
	1,147		842	1,733		
千葉	72,404 63,491,696	7,340 6,175,554	6,336 5,449,752	5,322 4,800,810	6,773 6,202,497	7,073 6,497,106
	877	841	860	902	916	919
東京	54,638 48,859,027	2,901 2,839,579	4,121 4,399,547	3,962 3,455,403	6,779 6,499,700	6,514 5,213,475
	894	979	1,068	872	959	800
新潟	625 778,052	75 87,414	50 63,000	50 63,000	50 63,000	75 92,138
	1,245	1,166	1,260	1,260	1,260	1,229
塩ます	15,806	1,470	1,207	932	1,408	530
合計	15,307,967	1,053,171	1,059,188	823,389	1,329,720	554,568
平均単価	968	716	878	883	944	1,046
福島	370 329,469	79 53,046	36 21,924			
	890	671	609			
北海道	76 50,820		23 15,540	53 35,280		
	669		676	666		
宮城	2,774 2,275,198	563 260,400	35 32,918	35 27,825		58 46,095
	820	463	941	795		795
千葉	5,247 6,137,859	318 311,325	380 409,731	294 347,634	408 437,220	452 484,848
	1,170	979	1,078	1,182	1,072	1,073
東京	7,279 6,464,115	510 428,400	733 579,075	550 412,650	1,000 892,500	20 23,625
	888	840	790	750	893	1,181
静岡	60 50,506					
	842					
塩ほっけ	39,467	2,348	3,752	4,031	3,527	3,944
合計	22,222,739	1,637,998	2,356,392	2,466,851	2,084,975	2,316,242
平均単価	563	698	628	612	591	587
福島	39,363 22,177,274	2,348 1,637,998	3,728 2,336,127	4,031 2,466,851	3,527 2,084,975	3,944 2,316,242
	563	698	627	612	591	587
青森	80 25,200					
	315					
宮城	24 20,265		24 20,265			
	844		844			
筋子	78,642	4,527	3,824	5,012	7,508	9,319
合計	195,981,323	11,479,157	10,843,684	13,326,397	19,245,160	23,286,233
平均単価	2,492	2,536	2,836	2,659	2,563	2,499
北海道	1,757 5,711,143	24 63,000	204 1,078,453	587 1,911,247	286 650,108	94 160,965
	3,251	2,625	5,287	3,256	2,273	1,712

9月	10月	11月	12月	1月	2月	3月
29,531	30,688	46,184	80,620	20,593	21,912	32,599
27,648,629	27,316,860	39,339,313	77,382,398	18,514,425	19,133,913	27,457,881
936	890	852	960	899	873	842
592	426	447	1,142	428	577	528
884,310	719,964	756,315	1,594,557	714,000	722,951	797,256
1,494	1,690	1,692	1,396	1,668	1,253	1,510
3,984	3,194	4,129	9,493	813	1,878	978
3,525,037	2,723,657	3,967,324	8,627,504	939,904	1,878,532	971,830
885	853	961	909	1,156	1,000	994
6,940	8,362	8,283	5,512	2,644	2,813	4,476
6,484,359	7,266,842	7,162,213	5,399,583	2,398,599	2,510,529	3,839,499
934	869	865	980	907	892	858
9,074	10,237	21,922	45,290	10,474	10,313	16,908
8,490,654	9,411,464	17,796,971	44,878,430	8,816,395	8,510,665	13,732,965
936	919	812	991	842	825	812
			24			
			44,310			
			1,846			
4,731	4,586	5,889	11,809	3,704	3,409	5,432
4,301,325	4,092,018	5,193,311	10,454,206	3,166,212	2,760,287	4,398,618
909	892	882	885	855	810	810
4,135	3,833	5,489	7,275	2,505	2,872	4,252
3,868,444	3,039,915	4,431,679	6,289,308	2,447,815	2,687,949	3,686,213
936	793	807	865	977	936	867
75	50	25	75	25	50	25
94,500	63,000	31,500	94,500	31,500	63,000	31,500
1,260	1,260	1,260	1,260	1,260	1,260	1,260
1,320	1,255	1,459	2,697	1,382	1,029	1,117
1,476,619	1,461,745	1,462,629	2,596,277	1,339,561	1,096,185	1,054,915
1,119	1,165	1,002	963	969	1,065	944
20	12	41	115	6	10	51
4,200	7,140	66,255	142,716	10,080	2,100	22,008
210	595	1,616	1,241	1,680	210	432
161	205	851	204	223	220	219
190,201	235,113	544,593	198,434	251,971	241,275	246,373
1,181	1,147	640	973	1,130	1,097	1,125
414	354	375	920	122	448	762
619,668	550,326	621,831	971,922	173,460	530,460	679,434
1,497	1,555	1,658	1,056	1,422	1,184	892
725	634	192	1,458	1,021	351	85
662,550	623,910	229,950	1,283,205	898,800	322,350	107,100
914	984	1,198	880	880	918	1,260
	50			10		
	45,256			5,250		
	905			525		
3,260	3,153	3,724	2,118	2,517	3,157	3,936
1,894,441	1,679,093	2,079,752	1,199,838	1,183,151	1,456,655	1,867,351
581	533	558	566	470	461	474
3,260	3,073	3,724	2,118	2,517	3,157	3,936
1,894,441	1,653,893	2,079,752	1,199,838	1,183,151	1,456,655	1,867,351
581	538	558	566	470	461	474
	80					
	25,200					
	315					
6,849	5,713	6,155	14,848	4,583	4,598	5,706
15,250,446	13,917,100	14,925,614	36,698,580	11,776,359	11,425,134	13,807,459
2,227	2,436	2,425	2,472	2,570	2,485	2,420
	32	96	248	90	64	32
	104,160	307,440	804,720	311,850	208,320	110,880
	3,255	3,203	3,245	3,465	3,255	3,465

種別・出荷地	計	4月	5月	6月	7月	8月
筋子	18,290	1,325	1,419	1,369	1,539	1,753
青森	50,928,775	3,660,699	4,219,341	3,979,049	4,268,587	5,047,152
	2,785	2,763	2,973	2,907	2,774	2,879
宮城	24,833	788	309	590	1,764	3,085
60,133,897	1,954,155	758,730	1,519,508	4,476,519	7,639,748	
	2,422	2,480	2,455	2,575	2,538	2,476
秋田	2,210	100	170	330	515	210
5,502,421	325,500	420,210	790,388	1,459,500	480,480	
	2,490	3,255	2,472	2,395	2,834	2,288
東京	24,911	2,290	1,722	2,136	3,204	4,177
58,836,499	5,475,803	4,366,950	5,126,205	7,858,306	9,957,888	
	2,362	2,391	2,536	2,400	2,453	2,384
新潟	6,640				200	
14,851,788					532,140	
	2,237				2,661	
香川	1					
16,800						
16,800						
いくら	32,043	2,781	2,605	2,247	2,460	1,831
合計	128,254,850	8,608,907	8,026,442	7,086,146	8,734,447	6,934,316
平均単価	4,003	3,096	3,081	3,154	3,551	3,787
福島	116					
614,460						
	5,297					
北海道	15,683	2,150	2,166	1,773	1,134	660
57,717,698	6,078,819	6,143,078	4,878,458	3,044,213	1,863,498	
	3,680	2,827	2,836	2,752	2,684	2,823
青森	426	10	126	62	113	91
1,528,790	35,700	465,003	239,778	372,131	327,348	
	3,589	3,570	3,691	3,867	3,293	3,597
岩手	1,267	121	103	148	62	116
7,397,366	514,920	536,718	805,140	321,678	613,463	
	5,838	4,256	5,211	5,440	5,188	5,288
宮城	1,865	10		54	214	100
7,776,308	17,438		253,260	998,760	478,800	
	4,170	1,744	4,690	4,667	4,788	
東京	12,686	490	210	210	937	864
53,220,228	1,962,030	881,643	909,510	3,997,665	3,651,207	
	4,195	4,004	4,198	4,331	4,266	4,226
助子	85,535	4,464	5,368	5,950	6,741	8,370
合計	159,352,454	9,371,235	10,350,188	11,294,752	13,893,591	16,596,866
平均単価	1,863	2,099	1,928	1,898	2,061	1,983
北海道	3,341	109	336	245	459	295
7,043,978	245,963	570,570	580,650	1,062,075	668,640	
	2,108	2,257	1,698	2,370	2,314	2,267
青森	453	18	36	27	36	44
649,950	30,996	30,996	46,494	62,706	78,036	
	1,435	1,722	861	1,722	1,742	1,774
宮城	11,664	1,376	563	379	605	458
18,323,007	2,534,070	1,104,180	746,130	1,121,820	901,950	
	1,571	1,842	1,961	1,969	1,854	1,969
茨城	5					
8,316						
	1,663					
埼玉	5					
16,275						
	3,255					
東京	27,005	541	759	2,360	2,471	3,253
44,397,613	979,729	1,255,739	3,857,056	4,500,207	5,768,363	
	1,644	1,811	1,654	1,634	1,821	1,773
兵庫	24					
32,760						
	1,365					
山口	390	26	10	26	36	47
1,182,510	84,840	23,100	84,840	110,040	161,280	
	3,032	3,263	2,310	3,263	3,057	3,431

9月	10月	11月	12月	1月	2月	3月
2,053	1,739	911	2,506	1,357	1,284	1,035
4,258,412	4,709,440	2,866,983	6,814,553	3,921,939	3,854,004	3,328,616
2,074	2,708	3,147	2,719	2,890	3,002	3,216
1,459	2,442	2,522	6,584	1,176	2,265	1,849
3,423,420	5,627,055	6,012,825	16,759,497	2,934,120	5,075,280	3,953,040
2,346	2,304	2,384	2,545	2,495	2,241	2,138
115	200	165	15			390
205,748	510,615	416,325	36,225			857,430
1,789	2,553	2,523	2,415			2,199
3,222	1,300	1,245	2,475	615	675	1,850
7,362,866	2,965,830	2,750,423	5,832,700	1,511,055	1,481,550	4,146,923
2,285	2,281	2,209	2,357	2,457	2,195	2,242
		1,215	3,020	1,345	310	550
		2,554,818	6,450,885	3,097,395	805,980	1,410,570
		2,103	2,136	2,303	2,600	2,565
		1				
		16,800				
		16,800				
2,033	2,438	2,549	5,589	1,876	2,053	3,581
8,195,901	10,519,343	11,324,177	25,884,455	8,172,003	8,634,560	16,134,153
4,031	4,315	4,443	4,631	4,356	4,206	4,505
	16				100	
	36,960				577,500	
	2,310				5,775	
427	668	1,302	2,935	627	825	1,016
1,590,414	2,762,489	6,053,996	13,537,966	3,112,200	3,482,976	5,169,591
3,725	4,135	4,650	4,613	4,964	4,222	5,088
	24					
	88,830					
	3,701					
89	93	63	224	69	66	113
472,122	500,472	396,333	1,535,436	458,136	447,552	795,396
5,305	5,381	6,291	6,855	6,640	6,781	7,039
24		30	568	110	245	510
120,960		120,225	2,214,240	431,025	951,825	2,189,775
5,040		4,008	3,898	3,918	3,885	4,294
1,493	1,637	1,154	1,862	1,070	817	1,942
6,012,405	7,130,592	4,753,623	8,596,813	4,170,642	3,174,707	7,979,391
4,027	4,356	4,119	4,617	3,898	3,886	4,109
9,012	6,341	8,464	10,481	6,047	6,801	7,496
14,250,707	11,521,785	15,637,194	22,183,874	10,958,261	11,271,646	12,022,355
1,581	1,817	1,847	2,117	1,812	1,657	1,604
267	89	348	360	233	329	271
579,810	204,645	792,330	749,700	457,800	616,245	515,550
2,172	2,299	2,277	2,083	1,965	1,873	1,902
45	18	18	63	100	30	18
77,490	30,996	30,996	108,486	86,982	34,776	30,996
1,722	1,722	1,722	1,722	870	1,159	1,722
2,171	1,028	2,100	1,202	321	788	673
1,920,135	1,362,472	2,825,207	2,348,585	661,405	1,539,168	1,257,885
884	1,325	1,345	1,954	2,060	1,953	1,869
5						
8,316						
1,663						
			5			
			16,275			
			3,255			
2,970	2,294	1,962	3,023	2,422	2,391	2,559
5,033,996	3,959,115	3,509,060	5,655,027	4,159,060	3,169,831	2,550,430
1,695	1,726	1,789	1,871	1,717	1,326	997
			12		12	
			16,380		16,380	
			1,365		1,365	
25	21	11	77	20	35	56
60,900	84,840	60,270	229,110	46,200	82,950	154,140
2,436	4,040	5,479	2,975	2,310	2,370	2,753

種別・出荷地	計	4月	5月	6月	7月	8月
助子	42,648	2,394	3,664	2,913	3,134	4,273
福岡	87,698,045	5,495,637	7,365,603	5,979,582	7,036,743	9,018,597
	2,056	2,296	2,010	2,053	2,245	2,111
数の子	22,592	216	171	119	135	229
合計	51,528,901	501,808	399,672	291,690	309,078	574,804
平均単価	2,281	2,323	2,337	2,451	2,289	2,510
福島	1,328					
	2,995,377					
	2,256					
北海道	2,540			6		90
	6,719,517			32,760		198,450
	2,645			5,460		2,205
青森	8,187	98	137	105	120	109
	18,462,604	225,036	307,944	236,880	264,348	248,724
	2,255	2,296	2,248	2,256	2,203	2,282
宮城	8,541	107	10	3		9
	18,098,381	239,022	35,280	6,930		35,280
	2,119	2,234	3,528	2,310		3,920
東京	1,992	10	24	5	15	20
	5,223,058	30,240	56,448	15,120	44,730	84,840
	2,622	3,024	2,352	3,024	2,982	4,242
兵庫	4	1				1
	29,964	7,510				7,510
	7,491	7,510				7,510
丸干い	52,435	3,160	2,699	2,312	1,986	4,011
合計	29,817,750	1,982,723	1,665,821	1,476,176	1,220,895	2,311,398
平均単価	569	627	617	638	615	576
福島	2,598	333	349	381	227	177
	1,828,960	265,682	241,395	253,355	150,266	116,184
	704	798	692	665	662	656
北海道	288					
	181,230					
	629					
宮城	62	7	4	3	3	3
	279,206	36,756	30,165	23,568	25,451	24,835
	4,503	5,251	7,541	7,856	8,484	8,278
茨城	5,144	80	53	42	8	3
	2,350,152	44,688	27,321	77,175	18,375	2,205
	457	559	515	1,838	2,297	735
千葉	43,484	2,728	2,287	1,880	1,710	3,828
	24,595,742	1,628,205	1,362,908	1,118,844	1,014,867	2,168,174
	566	597	596	595	593	566
東京	211	12	6	6	38	
	117,814	7,392	4,032	3,234	11,936	
	558	616	672	539	314	
山口	648					
	464,646					
	717					
開干あじ	81,180	6,588	7,639	7,668	8,163	7,581
合計	64,187,372	4,969,322	5,956,928	5,741,687	9,328,887	6,267,374
平均単価	791	754	780	749	1,143	827
福島	4,849	482	134	323	1,574	101
	8,110,383	417,290	155,677	443,143	4,662,252	113,484
	1,673	866	1,162	1,372	2,962	1,124
北海道	1					
	0					
	0					
茨城	1,246	648	272	68	11	22
	984,531	398,282	166,953	42,843	15,752	14,019
	790	615	614	630	1,432	637
千葉	582	123	10	5	16	15
	953,668	226,140	24,666	16,318	49,456	45,079
	1,639	1,839	2,467	3,264	3,091	3,005
東京	330					300
	148,155					131,754
	449					439

9月	10月	11月	12月	1月	2月	3月
3,529; 6,570,060; 1,862;	2,891; 5,879,717; 2,034;	4,025; 8,419,331; 2,092;	5,739; 13,060,311; 2,276;	2,951; 5,546,814; 1,880;	3,216; 5,812,296; 1,807;	3,919; 7,513,354; 1,917;
230; 550,662; 2,394;	267; 672,370; 2,518;	2,245; 5,248,678; 2,338;	18,007; 40,977,355; 2,276;	295; 663,768; 2,250;	330; 674,753; 2,045;	348; 664,263; 1,909;
		230; 482,475; 2,098;	1,098; 2,512,902; 2,289;			
90; 198,450; 2,205;	78; 187,110; 2,399;	497; 1,340,850; 2,698;	1,696; 4,630,689; 2,730;		69; 112,308; 1,628;	14; 18,900; 1,350;
111; 248,724; 2,241;	133; 284,256; 2,137;	470; 1,042,272; 2,218;	6,254; 14,123,920; 2,258;	270; 615,888; 2,281;	182; 414,540; 2,278;	198; 450,072; 2,273;
3; 6,930; 2,310;	15; 58,380; 3,892;	826; 1,815,597; 2,198;	7,384; 15,654,156; 2,120;	10; 13,860; 1,386;	54; 79,109; 1,465;	120; 153,837; 1,282;
26; 96,558; 3,714;	40; 135,114; 3,378;	222; 567,484; 2,556;	1,575; 4,055,688; 2,575;	15; 34,020; 2,268;	25; 68,796; 2,752;	15; 34,020; 2,268;
	1; 7,510; 7,510;					1; 7,434; 7,434;
1,665; 1,052,742; 632;	2,121; 1,259,336; 594;	2,336; 1,413,526; 605;	2,316; 1,380,341; 596;	13,865; 7,406,755; 534;	12,704; 6,607,386; 520;	3,260; 2,040,651; 626;
84; 55,860; 665;	201; 133,131; 662;	81; 53,970; 666;	65; 44,888; 691;	202; 151,073; 748;	348; 247,928; 712;	150; 115,228; 768;
		8; 4,830; 604;		92; 57,960; 630;	188; 118,440; 630;	
3; 24,511; 8,170;	4; 25,510; 6,378;	3; 21,738; 7,246;	2; 12,258; 6,129;	23; 29,473; 1,281;	5; 13,627; 2,725;	2; 11,314; 5,657;
99; 51,450; 520;	157; 75,117; 478;	481; 244,356; 508;	306; 174,258; 569;	1,857; 750,960; 404;	1,657; 647,094; 391;	401; 237,153; 591;
1,479; 920,921; 623;	1,759; 1,025,578; 583;	1,763; 1,088,632; 617;	1,937; 1,145,577; 591;	11,217; 6,080,621; 542;	10,189; 5,364,459; 526;	2,707; 1,676,956; 619;
			6; 3,360; 560;	130; 78,452; 603;	13; 9,408; 724;	
				344; 258,216; 751;	304; 206,430; 679;	
5,313; 3,858,483; 726;	4,936; 3,520,142; 713;	6,020; 4,435,470; 737;	6,838; 4,901,498; 717;	5,692; 4,082,979; 717;	6,740; 4,685,561; 695;	8,002; 6,439,041; 805;
166; 180,141; 1,085;	221; 216,425; 979;	415; 381,487; 919;	469; 488,250; 1,041;	256; 315,693; 1,233;	206; 188,465; 915;	502; 548,076; 1,092;
					1; 0; 0;	
6; 8,979; 1,497;	4; 5,986; 1,497;	2; 2,993; 1,497;			24; 10,836; 452;	189; 317,888; 1,682;
10; 29,469; 2,947;	6; 15,688; 2,615;	61; 113,070; 1,854;	97; 124,043; 1,279;	76; 117,134; 1,541;	110; 97,857; 890;	53; 94,748; 1,788;
		6; 5,565; 928;		8; 3,612; 452;	16; 7,224; 452;	

種別・出荷地	計	4月	5月	6月	7月	8月
開干あじ	9,041	490	1,034	980	1,050	1,023
神奈川	5,879,239	313,268	632,520	624,960	658,743	644,175
	650	639	612	638	627	630
静岡	65,125	4,845	6,189	6,292	5,512	6,118
	48,102,366	3,614,342	4,977,112	4,614,423	3,942,684	5,313,928
	739	746	804	733	715	869
島根	2					2
	4,935					4,935
	2,468					2,468
山口	4					
	4,095					
	1,024					
開干さんま	57,886	7,691	5,976	5,247	4,156	4,416
合計	41,199,788	4,774,973	3,784,667	4,116,258	3,312,514	3,687,160
平均単価	712	621	633	784	797	835
福島	44,579	6,348	5,425	3,677	2,724	2,865
	25,979,586	3,531,026	3,367,622	2,261,475	1,603,786	1,844,052
	583	556	621	615	589	644
北海道	1,156	56		224	232	168
	903,630	48,510		179,928	200,970	122,598
	782	866		803	866	730
茨城	3,360	478	240	330	252	392
	2,312,149	328,840	162,084	206,535	164,577	234,780
	688	688	675	626	653	599
千葉	8,791	809	311	1,016	948	991
	12,004,423	866,597	254,961	1,468,320	1,343,181	1,485,730
	1,366	1,071	820	1,445	1,417	1,499
丸干さんま	6,984	739	700	1,732	386	416
合計	8,280,378	469,322	578,425	3,755,161	396,552	354,323
平均単価	1,186	635	826	2,168	1,027	852
福島	6,342	739	700	1,732	326	416
	7,765,238	469,322	578,425	3,755,161	299,164	354,323
	1,224	635	826	2,168	918	852
北海道	470					
	341,255					
	726					
岩手	102					
	74,607					
	731					
千葉	10					
	1,890					
	189					
兵庫	60				60	
	97,388				97,388	
	1,623				1,623	
開干ほっけ	159,793	12,781	13,438	15,001	14,583	15,004
合計	171,285,701	12,214,857	13,586,761	14,592,794	16,696,875	18,051,407
平均単価	1,072	956	1,011	973	1,145	1,203
福島	104,466	7,140	8,795	9,074	10,376	9,443
	108,264,618	6,353,090	8,270,579	8,783,369	12,314,616	11,301,568
	1,036	890	940	968	1,187	1,197
北海道	1,357			588	304	252
	911,085			401,310	206,640	171,990
	671			683	680	683
青森	220		40			
	63,630		10,080			
	289		252			
宮城	45					
	53,929					
	1,198					
茨城	18,144	3,389	1,487	1,065	834	791
	19,182,161	2,815,645	1,370,667	1,173,486	959,624	978,733
	1,057	831	922	1,102	1,151	1,237
千葉	34,654	2,169	3,046	4,209	3,016	4,493
	41,370,181	2,901,211	3,831,611	4,150,965	3,139,166	5,560,812
	1,194	1,338	1,258	986	1,041	1,238

9月	10月	11月	12月	1月	2月	3月
898; 566,685; 631;	733; 431,235; 588;	636; 398,160; 626;	509; 314,213; 617;	672; 423,675; 630;	476; 423,675; 890;	540; 447,930; 830;
4,233; 3,073,209; 726;	3,972; 2,850,808; 718;	4,900; 3,534,195; 721;	5,759; 3,970,897; 690;	4,680; 3,222,865; 689;	5,907; 3,957,504; 670;	6,718; 5,030,399; 749;
			4; 4,095; 1,024;			
3,188; 2,565,089; 805;	2,861; 2,268,911; 793;	2,733; 2,250,770; 824;	3,457; 2,859,791; 827;	9,457; 4,784,998; 506;	3,998; 2,901,212; 726;	4,706; 3,893,445; 827;
2,171; 1,426,836; 657;	1,933; 1,179,263; 610;	1,872; 1,224,173; 654;	2,481; 1,748,628; 705;	8,825; 4,069,318; 461;	2,859; 1,585,058; 554;	3,399; 2,138,349; 629;
200; 151,200; 756;	104; 74,256; 714;	104; 72,618; 698;			68; 53,550; 788;	
184; 109,368; 594;	172; 101,598; 591;	152; 85,764; 564;	284; 190,449; 671;	148; 98,448; 665;	318; 219,114; 689;	410; 410,592; 1,001;
633; 877,685; 1,387;	652; 913,794; 1,402;	605; 868,215; 1,435;	692; 920,714; 1,331;	484; 617,232; 1,275;	753; 1,043,490; 1,386;	897; 1,344,504; 1,499;
241; 223,642; 928;	192; 175,246; 913;	326; 322,626; 990;	613; 622,580; 1,016;	479; 424,557; 886;	460; 377,795; 821;	700; 580,149; 829;
241; 223,642; 928;	192; 175,246; 913;	326; 322,626; 990;	533; 562,466; 1,055;	389; 359,142; 923;	249; 224,700; 902;	499; 441,021; 884;
			80; 60,114; 751;	80; 63,525; 794;	165; 126,265; 765;	145; 91,351; 630;
					46; 26,830; 583;	56; 47,777; 853;
				10; 1,890; 189;		
12,930; 12,120,730; 937;	9,786; 9,951,292; 1,017;	13,091; 16,230,946; 1,240;	14,357; 15,098,550; 1,052;	11,871; 12,864,937; 1,084;	12,430; 13,137,786; 1,057;	14,521; 16,738,766; 1,153;
8,242; 7,624,539; 925;	5,901; 5,540,281; 939;	9,218; 11,511,331; 1,249;	9,368; 8,944,612; 955;	8,360; 8,239,446; 986;	8,099; 8,339,544; 1,030;	10,450; 11,041,643; 1,057;
192; 125,664; 655;			21; 5,481; 261;			
		10; 3,150; 315;	170; 50,400; 296;			
		5; 5,040; 1,008;	34; 31,879; 938;		6; 17,010; 2,835;	
939; 1,030,798; 1,098;	1,373; 1,401,779; 1,021;	1,164; 1,235,563; 1,061;	2,170; 2,326,860; 1,072;	1,196; 1,441,626; 1,205;	1,673; 1,742,215; 1,041;	2,063; 2,705,165; 1,311;
3,532; 3,311,694; 938;	2,491; 2,951,902; 1,185;	2,604; 3,334,742; 1,281;	2,394; 3,416,758; 1,427;	2,235; 3,054,841; 1,367;	2,567; 2,901,929; 1,130;	1,898; 2,814,550; 1,483;

種別・出荷地	計	4月	5月	6月	7月	8月
開干ほっけ	757	60	55	30	21	20
富山	1,242,738	96,768	88,704	48,384	32,256	32,256
	1,642	1,613	1,613	1,613	1,536	1,613
静岡	113	23	15	35	20	5
	145,541	48,143	15,120	35,280	20,790	6,048
	1,288	2,093	1,008	1,008	1,040	1,210
兵庫	12				12	
	23,783				23,783	
	1,982				1,982	
鳥取	25					
	28,035					
	1,121					
開干きちじ	7,818	196	137	86	179	633
合計	18,042,580	440,816	327,837	354,302	463,781	1,191,443
平均単価	2,308	2,249	2,393	4,120	2,591	1,882
福島	5,541	196	137	62	179	627
	12,278,380	440,816	327,837	182,102	463,781	1,132,643
	2,216	2,249	2,393	2,937	2,591	1,806
北海道	37			24		6
	271,950			172,200		58,800
	7,350			7,175		9,800
青森	50					
	82,950					
	1,659					
宮城	2,190					
	5,409,300					
	2,470					
開干さば	22,080	1,739	3,688	1,960	2,215	1,834
合計	20,399,909	1,284,222	2,134,405	2,020,888	2,920,016	1,651,445
平均単価	924	738	579	1,031	1,318	900
福島	8,138	692	2,107	567	1,075	387
	9,896,411	578,932	1,175,080	888,892	2,083,109	467,042
	1,216	837	558	1,568	1,938	1,207
青森	20					
	8,463					
	423					
宮城	19					
	21,217					
	1,117					
茨城	3,816	280	597	455	213	535
	2,540,550	170,520	284,384	437,404	135,293	475,861
	666	609	476	961	635	889
千葉	4,571	204	503	468	468	462
	3,228,828	67,982	264,874	303,110	336,214	341,882
	706	333	527	648	718	740
東京	49					
	34,336					
	701					
静岡	5,459	563	481	470	459	450
	4,667,269	466,788	410,067	391,482	365,400	366,660
	855	829	853	833	796	815
山口	8					
	2,835					
	354					
身欠にしん	22,104	2,536	4,318	1,595	1,108	993
合計	15,543,676	1,963,626	3,134,796	1,186,668	729,834	683,676
平均単価	703	774	726	744	659	688
北海道	21,961	2,516	4,310	1,590	1,098	978
	15,261,646	1,912,596	3,117,786	1,178,163	712,824	658,161
	695	760	723	741	649	673
東京	143	20	8	5	10	15
	282,030	51,030	17,010	8,505	17,010	25,515
	1,972	2,552	2,126	1,701	1,701	1,701
煮干	50,948	5,177	4,225	4,456	3,729	3,289
合計	86,237,954	8,541,504	6,068,491	7,673,668	6,683,955	6,082,429
平均単価	1,693	1,650	1,436	1,722	1,792	1,849

9月	10月	11月	12月	1月	2月	3月
	21 57,330 2,730	75 120,960 1,613	200 322,560 1,613	80 129,024 1,613	85 137,088 1,613	110 177,408 1,613
		15 20,160 1,344				
25 28,035 1,121						
119 330,183 2,775	135 377,408 2,796	439 1,118,697 2,548	3,038 6,838,936 2,251	1,327 3,125,002 2,355	414 1,005,803 2,429	1,115 2,468,372 2,214
119 330,183 2,775	130 279,195 2,148	387 1,035,747 2,676	1,955 4,048,059 2,071	427 986,677 2,311	269 673,478 2,504	1,053 2,377,862 2,258
		2 16,800 8,400	5 24,150 4,830			
						50 82,950 1,659
	5 98,213 19,643	50 66,150 1,323	1,078 2,766,727 2,567	900 2,138,325 2,376	145 332,325 2,292	12 7,560 630
1,241 1,003,016 808	1,465 1,214,249 829	1,321 1,159,884 878	1,999 1,995,534 998	1,219 1,507,672 1,237	1,567 1,475,208 941	1,832 2,033,370 1,110
246 304,637 1,238	414 465,208 1,124	471 514,496 1,092	918 1,144,403 1,247	402 790,603 1,967	365 642,221 1,760	494 841,788 1,704
			10 4,977 498		10 3,486 349	
			16 14,035 877		3 7,182 2,394	
233 141,960 609	184 112,770 613	152 91,980 605	260 157,920 607	200 115,080 575	362 166,635 460	345 250,743 727
368 232,977 633	410 248,894 607	372 271,265 729	293 293,080 1,000	217 234,583 1,081	403 284,950 707	403 349,017 866
1 4,410 4,410	1 4,463 4,463	2 8,925 4,463	45 16,538 368			
393 319,032 812	456 382,914 840	324 273,218 843	457 364,581 798	392 364,571 930	424 370,734 874	590 591,822 1,003
				8 2,835 354		
817 561,603 687	936 649,236 694	1,457 991,221 680	4,566 3,110,709 681	802 511,203 637	1,192 776,696 652	1,784 1,244,408 698
812 553,098 681	921 623,721 677	1,447 974,211 673	4,536 3,042,669 671	802 519,708 648	1,182 759,686 643	1,769 1,209,023 683
5 8,505 1,701	15 25,515 1,701	10 17,010 1,701	30 68,040 2,268	0 -8,505 0	10 17,010 1,701	15 35,385 2,359
4,281 7,481,445 1,748	3,596 6,391,997 1,778	4,090 7,142,617 1,746	4,056 7,629,107 1,881	3,392 6,055,648 1,785	3,400 6,465,703 1,902	7,257 10,021,390 1,381

種別・出荷地	計	4月	5月	6月	7月	8月
煮干	1,444	132		190	65	
福島	1,189,440	221,760		619,290	204,120	
	824	1,680		3,259	3,140	
青森	51				10	18
	212,835				40,635	75,600
	4,173				4,064	4,200
岩手	6		6			
	3,780		3,780			
	630		630			
宮城	1,153	119	106	97	69	63
	6,466,413	941,758	618,378	567,138	409,211	417,814
	5,608	7,914	5,834	5,847	5,931	6,632
茨城	1,543	466	72	75	214	46
	1,950,239	532,875	72,450	72,345	215,796	42,788
	1,264	1,144	1,006	965	1,008	930
千葉	8,632	1,043	473	439	629	554
	21,726,516	2,152,457	872,574	998,667	1,598,814	1,460,159
	2,517	2,064	1,845	2,275	2,542	2,636
東京	30,614	3,072	3,072	2,939	2,069	2,102
	42,385,787	4,057,740	3,695,722	3,975,633	3,171,455	3,235,346
	1,385	1,321	1,203	1,353	1,533	1,539
新潟	90	6				6
	202,230	13,545				12,600
	2,247	2,258				2,100
富山	5					
	10,080					
	2,016					
石川	22					
	31,747					
	1,443					
静岡	1,758	108	139	134	116	108
	4,614,362	319,095	319,515	347,760	248,084	254,772
	2,625	2,955	2,299	2,595	2,139	2,359
愛知	445	115	45	54	29	22
	549,444	117,936	56,784	78,624	30,576	26,208
	1,235	1,026	1,262	1,456	1,054	1,191
兵庫	30			2	6	
	189,945			13,545	40,950	
	6,332			6,773	6,825	
島根	36					
	47,040					
	1,307					
愛媛	760					
	140,238					
	185					
高知	1					
	1,365					
	1,365					
福岡	4,358	116	312	526	522	370
	6,516,493	184,338	429,288	1,000,666	724,314	557,142
	1,495	1,589	1,376	1,902	1,388	1,506
みりん干	31,534	2,360	2,777	2,998	2,553	2,506
合計	38,914,451	2,948,927	3,445,967	3,639,342	3,046,703	3,267,205
平均単価	1,234	1,250	1,241	1,214	1,193	1,304
福島	31,059	2,348	2,756	2,998	2,553	2,500
	38,134,603	2,923,727	3,401,867	3,638,399	3,045,760	3,253,555
	1,228	1,245	1,234	1,214	1,193	1,301
青森	30	12	18			
	63,000	25,200	37,800			
	2,100	2,100	2,100			
岩手	10					
	23,520					
	2,352					
宮城	7		3	0	0	4
	19,755		6,300	943	943	9,660
	2,822		2,100	0	0	2,415

9月	10月	11月	12月	1月	2月	3月
						1,057
						144,270
						136
5: 21,000: 4,200:	9: 37,800: 4,200:	6: 25,200: 4,200:	3: 12,600: 4,200:			
75: 560,841: 7,478:	87: 491,922: 5,654:	101: 460,455: 4,559:	173: 613,715: 3,547:	90: 472,487: 5,250:	76: 411,245: 5,411:	97: 501,449: 5,170:
31: 38,850: 1,253:	176: 230,496: 1,310:	70: 102,690: 1,467:	218: 305,844: 1,403:	60: 94,815: 1,580:	47: 97,020: 2,064:	68: 144,270: 2,122:
666: 1,715,175: 2,575:	755: 1,918,437: 2,541:	764: 1,964,220: 2,571:	971: 2,555,328: 2,632:	482: 1,497,993: 3,108:	722: 1,990,739: 2,757:	1,134: 3,001,953: 2,647:
3,000: 4,319,239: 1,440:	1,988: 2,657,902: 1,337:	2,559: 3,447,316: 1,347:	2,073: 2,917,014: 1,407:	2,260: 3,073,598: 1,360:	2,031: 2,981,525: 1,468:	3,449: 4,853,297: 1,407:
12: 27,090: 2,258:	6: 13,545: 2,258:	12: 27,090: 2,258:	12: 27,090: 2,258:	12: 27,090: 2,258:	12: 27,090: 2,258:	12: 27,090: 2,258:
			5: 10,080: 2,016:			
				14: 21,247: 1,518:		8: 10,500: 1,313:
86: 203,847: 2,370:	172: 457,317: 2,659:	225: 635,313: 2,824:	222: 633,885: 2,855:	154: 380,331: 2,470:	129: 357,504: 2,771:	165: 456,939: 2,769:
21: 30,576: 1,456:	38: 39,312: 1,035:	39: 43,680: 1,120:	82: 125,748: 1,534:			
	6: 27,090: 4,515:		4: 27,090: 6,773:	4: 27,090: 6,773:	4: 27,090: 6,773:	4: 27,090: 6,773:
				8: 10,290: 1,286:	12: 15,750: 1,313:	16: 21,000: 1,313:
						760: 140,238: 185:
						1: 1,365: 1,365:
385: 564,827: 1,467:	359: 518,176: 1,443:	314: 436,653: 1,391:	293: 400,713: 1,368:	308: 450,707: 1,463:	367: 557,740: 1,520:	486: 691,929: 1,424:
2,217: 2,597,492: 1,172:	2,328: 2,782,860: 1,195:	2,721: 3,377,640: 1,241:	2,442: 3,409,679: 1,396:	2,438: 2,891,421: 1,186:	2,892: 3,485,334: 1,205:	3,302: 4,021,881: 1,218:
2,192: 2,564,606: 1,170:	2,292: 2,728,428: 1,190:	2,696: 3,343,811: 1,240:	2,429: 3,392,795: 1,397:	2,363: 2,770,817: 1,173:	2,682: 3,143,054: 1,172:	3,250: 3,927,784: 1,209:
				10: 23,520: 2,352:		
		0: 943: 0:				0: 966: 0:

種別・出荷地	計	4月	5月	6月	7月	8月
みりん干	129					
静岡	171,045					
	1,326					
島根	299					2
	502,528					3,990
	1,681					1,995
するめ	40,094	2,233	1,374	1,283	1,309	1,409
合計	69,146,473	2,319,305	2,014,335	1,710,169	1,785,339	1,904,094
平均単価	1,725	1,039	1,466	1,333	1,364	1,351
福島	7,486	1,002	203	440	50	66
	14,432,669	617,443	315,800	358,429	137,645	54,978
	1,928	616	1,556	815	2,753	833
北海道	11,982	8		20	20	
	22,112,331	3,150		39,375	38,325	
	1,845	394		1,969	1,916	
青森	4,534	558	382	183	443	352
	3,593,078	428,295	306,233	176,454	332,329	300,879
	792	768	802	964	750	855
岩手	1,765	32	108			200
	1,547,042	27,972	94,533			189,315
	877	874	875			947
宮城	619	41	24	28	36	42
	2,645,262	122,567	68,324	79,401	93,660	109,200
	4,273	2,989	2,847	2,836	2,602	2,600
茨城	143			124		13
	119,910			23,835		63,525
	839			192		4,887
千葉	7,934	546	590	280	429	506
	14,151,368	955,763	1,098,300	695,100	813,409	937,986
	1,784	1,750	1,862	2,483	1,896	1,854
東京	4,955		12	163	251	214
	8,059,935		31,395	197,925	202,496	180,696
	1,627		2,616	1,214	807	844
新潟	6					
	5,250					
	875					
石川	6	6				
	26,040	26,040				
	4,340	4,340				
兵庫	544	30	15	35	30	16
	2,358,038	129,675	66,150	131,250	130,200	67,515
	4,335	4,323	4,410	3,750	4,340	4,220
福岡	120	10	40	10	50	
	95,550	8,400	33,600	8,400	37,275	
	796	840	840	840	746	
その他干物	140,700	9,549	16,734	10,554	10,155	10,501
合計	123,860,833	7,708,655	11,458,466	9,284,211	9,944,076	10,157,723
平均単価	880	807	685	880	979	967
福島	45,202	2,074	6,285	3,142	3,441	4,134
	48,436,515	2,257,031	4,792,556	3,589,916	4,372,526	4,585,323
	1,072	1,088	763	1,143	1,271	1,109
北海道	14,522	505	1,870	1,687	1,550	1,319
	7,877,647	205,323	617,670	649,812	593,049	513,111
	542	407	330	385	383	389
青森	4,141	935	1,569	713	235	11
	2,019,413	361,830	529,200	300,300	115,500	37,800
	488	387	337	421	491	3,436
宮城	556	36	62	30	29	20
	1,955,655	181,300	201,766	163,852	147,811	140,341
	3,517	5,036	3,254	5,462	5,097	7,017
秋田	92					
	81,754					
	889					
茨城	30,936	2,855	3,019	1,073	901	1,031
	15,353,468	1,376,994	1,279,647	585,198	551,482	587,414
	496	482	424	545	612	570

9月	10月	11月	12月	1月	2月	3月
25	36	25	13	5	25	
32,886	54,432	32,886	16,884	6,174	27,783	
1,315	1,512	1,315	1,299	1,235	1,111	
				60	185	52
				90,910	314,497	93,131
				1,515	1,700	1,791
2,322	3,961	6,950	13,686	1,604	1,711	2,252
4,275,452	6,950,352	13,178,082	27,108,791	1,933,974	2,763,298	3,203,282
1,841	1,755	1,896	1,981	1,206	1,615	1,422
93	728	1,096	3,039	64	98	607
93,702	1,552,268	2,867,090	7,330,595	201,653	258,993	644,073
1,008	2,132	2,616	2,412	3,151	2,643	1,061
150	1,655	4,083	5,416	152	308	170
283,500	2,942,528	7,436,788	10,218,705	278,250	565,950	305,760
1,890	1,778	1,821	1,887	1,831	1,838	1,799
258	368	330	552	406	367	335
201,708	256,517	263,762	453,811	283,628	297,036	292,426
782	697	799	822	699	809	873
112	266	176	222	192	194	263
104,580	234,990	150,570	189,106	162,540	165,218	228,218
934	883	856	852	847	852	868
31	43	76	130	20	84	64
520,204	324,211	333,622	533,374	75,012	175,676	210,011
16,781	7,540	4,390	4,103	3,751	2,091	3,281
2	2	2				
10,500	10,500	11,550				
5,250	5,250	5,775				
850	560	390	1,815	700	610	658
1,516,200	1,045,800	725,550	3,319,050	731,816	1,116,150	1,196,244
1,784	1,868	1,860	1,829	1,045	1,830	1,818
790	292	741	2,342	30	10	110
1,390,183	379,365	1,165,500	4,314,450	24,675	8,925	164,325
1,760	1,299	1,573	1,842	823	893	1,494
		6				
		5,250				
		875				
36	47	50	170	40	40	35
154,875	204,173	218,400	749,700	176,400	175,350	154,350
4,302	4,344	4,368	4,410	4,410	4,384	4,410
						10
						7,875
						788
9,611	8,003	10,828	13,177	15,086	12,600	13,902
9,787,480	7,861,855	9,373,720	15,991,387	9,212,206	10,098,490	12,982,564
1,018	982	866	1,214	611	801	934
2,872	2,628	2,523	4,969	7,424	2,792	2,918
4,348,982	2,987,086	3,263,660	7,551,956	3,339,158	3,465,321	3,883,000
1,514	1,137	1,294	1,520	450	1,241	1,331
146	144	268	1,701	2,371	1,852	1,109
265,020	263,655	301,865	1,312,983	1,301,573	1,122,660	730,926
1,815	1,831	1,126	772	549	606	659
49	73	76	237	136	54	53
86,940	63,998	68,670	203,175	103,320	35,280	113,400
1,774	877	904	857	760	653	2,140
47	82	54	86	36	31	43
145,532	239,870	137,894	177,962	140,649	131,042	147,636
3,096	2,925	2,554	2,069	3,907	4,227	3,433
		92				
		81,754				
		889				
2,491	1,691	4,034	2,149	2,928	5,100	3,664
1,181,027	1,038,824	1,336,526	1,440,571	1,511,220	2,012,199	2,452,366
474	614	331	670	516	395	669

種別・出荷地	計	4月	5月	6月	7月	8月
その他干物	1,655	84	137	88	201	260
千葉	1,347,309	70,224	117,306	92,400	176,610	218,925
	814	836	856	1,050	879	842
東京	4,906	354	273	282	495	445
	8,988,224	599,796	592,154	656,770	1,070,048	915,188
	1,832	1,694	2,169	2,329	2,162	2,057
神奈川	458				255	
	229,320				122,220	
	501				479	
新潟	2			2		
	5,544			5,544		
	2,772			2,772		
静岡	265	103	38			8
	489,899	39,585	72,555			20,948
	1,849	384	1,909			2,619
兵庫	16,142	1,027	1,754	1,542	1,073	1,098
	21,971,424	1,434,395	2,020,695	1,854,167	1,438,702	1,668,778
	1,361	1,397	1,152	1,202	1,341	1,520
鳥取	822	140	55	65	31	36
	854,548	182,199	61,899	58,968	28,823	44,226
	1,040	1,301	1,125	907	930	1,229
島根	149	5	10	5		8
	215,666	7,560	15,120	7,560		15,855
	1,447	1,512	1,512	1,512		1,982
山口	20,588	1,431	1,662	1,925	1,920	2,039
	13,643,805	992,418	1,157,898	1,319,724	1,297,905	1,339,254
	663	694	697	686	676	657
香川	92					92
	70,560					70,560
	767					767
愛媛	101					
	237,510					
	2,352					
福岡	71				24	
	82,572				29,400	
	1,163				1,225	
焼物	24,384	650	663	1,743	2,152	1,524
合計	25,972,180	833,594	1,023,294	2,554,394	3,310,173	2,431,551
平均単価	1,065	1,282	1,543	1,466	1,538	1,596
	3,948	39				10
福島	2,519,286	30,870				7,350
	638	792				735
北海道	5					
	16,275					
	3,255					
青森	1,901	80		100	490	182
	1,116,959	45,150		52,500	286,776	119,112
	588	564		525	585	654
宮城	7,751	323	458	1,065	1,095	626
	11,715,019	328,921	591,009	1,405,431	1,982,164	1,092,810
	1,511	1,018	1,290	1,320	1,810	1,746
茨城	10					
	54,968					
	5,497					
埼玉	24					
	31,248					
	1,302					
千葉	5,808	122	68	73	73	82
	2,443,876	191,247	140,280	160,230	183,330	226,590
	421	1,568	2,063	2,195	2,511	2,763
東京	999	5		10	11	214
	800,123	12,180		15,330	11,288	157,239
	801	2,436		1,533	1,026	735
石川	1					
	0					
	0					

9月	10月	11月	12月	1月	2月	3月
71	171	85	325	79	63	91
60,723	81,564	98,070	227,283	29,295	66,843	108,066
855	477	1,154	699	371	1,061	1,188
795	294	408	794	78	180	508
666,398	497,292	1,001,133	1,666,886	264,516	390,516	667,527
838	1,691	2,454	2,099	3,391	2,170	1,314
						203
						107,100
						528
12	8	19	33	15	16	13
29,610	42,735	80,220	93,135	35,511	37,170	38,430
2,468	5,342	4,222	2,822	2,367	2,323	2,956
973	1,140	1,373	1,623	1,330	1,294	1,915
1,618,377	1,525,704	1,789,246	2,306,832	1,901,678	1,849,019	2,563,831
1,663	1,338	1,303	1,421	1,430	1,429	1,339
24		25	50	24	212	160
42,257		25,200	88,074	21,079	211,103	90,720
1,761		1,008	1,761	878	996	567
					102	19
					111,217	58,354
					1,090	3,071
2,131	1,772	1,840	1,172	646	872	3,178
1,342,614	1,121,127	1,115,142	878,430	524,517	604,758	1,950,018
630	633	606	750	812	694	614
		31		19	23	28
		74,340		39,690	52,290	71,190
		2,398		2,089	2,273	2,543
			38		9	
			44,100		9,072	
			1,161		1,008	
1,619	2,130	2,409	2,120	2,612	3,157	3,605
2,160,362	1,904,848	2,279,406	1,757,881	2,027,522	2,694,388	2,994,767
1,334	894	946	829	776	853	831
10	10	5	14	1,057	1,180	1,623
7,350	25,872	7,350	14,574	648,018	727,230	1,050,672
735	2,587	1,470	1,041	613	616	647
					5	
					16,275	
					3,255	
216	132	322	106		120	153
146,664	94,248	160,020	68,124		63,000	81,365
679	714	497	643		525	532
500	765	723	562	428	679	527
911,157	1,116,916	1,117,433	736,514	626,113	1,012,575	793,976
1,822	1,460	1,546	1,311	1,463	1,491	1,507
		10				
		54,968				
		5,497				
			24			
			31,248			
			1,302			
63	990	925	865	832	775	940
192,780	253,470	231,420	220,112	208,247	195,300	240,870
3,060	256	250	254	250	252	256
499	16	64	57	56	67	
386,021	27,720	42,840	54,558	52,169	40,778	
774	1,733	669	957	932	609	
						1
						0
						0

種別・出荷地	計	4月	5月	6月	7月	8月
焼物	19	6	7			
静岡	85,145 4,481	37,800 6,300	37,800 5,400			
愛知	300 233,856 780					
兵庫	1,390 1,702,575 1,225		50 55,125 1,103	210 234,675 1,118	260 313,950 1,208	150 181,125 1,208
島根	166 317,394 1,912					
高知	12 26,618 2,218					
福岡	8 5,040 630				8 5,040 630	
大分	2,042 4,903,798 2,401	75 187,426 2,499	80 199,080 2,489	285 686,228 2,408	215 527,625 2,454	260 647,325 2,490
揚物	495,169	41,228	38,986	33,452	29,816	36,355
合計	359,546,883	26,161,110	24,454,015	22,192,271	19,704,590	21,401,946
平均単価	726	635	627	663	661	589
福島	36,373 46,772,852 1,286	861 655,071 761	1,725 1,275,564 739	1,759 1,336,758 760	1,540 1,087,517 706	1,205 939,300 780
北海道	12 0 0			6 0 0		
青森	4 5,565 1,391					
宮城	146,978 85,770,867 584	5,666 3,742,969 661	6,596 4,195,346 636	7,025 4,386,454 624	8,064 4,340,256 538	14,167 5,363,587 379
秋田	6,298 2,108,662 335	804 262,836 327	681 221,589 325	555 181,686 327	520 170,639 328	507 174,024 343
山形	906 990,879 1,094	65 63,504 977	55 49,392 898	68 65,058 957	143 230,486 1,612	99 150,847 1,524
茨城	95,335 89,297,560 937	9,737 7,013,206 720	8,656 6,207,536 717	7,185 5,085,272 708	5,996 5,079,064 847	7,101 5,752,528 810
栃木	9,775 3,116,744 319	636 177,232 279	479 170,625 356	600 213,961 357	554 200,006 361	728 237,348 326
群馬	166 445,032 2,681	26 58,422 2,247	16 35,952 2,247	18 40,446 2,247	8 17,976 2,247	14 31,458 2,247
千葉	12,816 8,797,565 686	1,345 1,005,456 748	1,229 861,333 701	1,175 776,396 661	1,187 782,744 659	1,087 759,818 699
東京	1,294 1,253,650 969	49 57,960 1,183	81 90,468 1,117	64 73,080 1,142	47 46,872 997	24 32,959 1,373
神奈川	1,573 1,602,379 1,019	298 268,135 900	332 256,704 773	169 126,811 750	138 109,319 792	121 99,686 824
新潟	92,736 67,603,362 729	11,064 7,634,291 690	8,482 5,757,656 679	7,790 5,546,997 712	6,259 4,240,194 677	6,751 5,019,909 744
石川	397 183,489 462		38 18,732 493	46 21,344 464	45 20,286 451	52 25,015 481

9月	10月	11月	12月	1月	2月	3月
	6 9,545 1,591					
		5 8,190 1,638	295 225,666 765			
240 289,800 1,208	120 144,900 1,208	120 144,900 1,208	40 65,100 1,628	50 68,250 1,365	150 204,750 1,365	
					45 86,562 1,924	121 230,832 1,908
					2 6,405 3,203	10 20,213 2,021
91 226,590 2,490	91 232,177 2,551	235 512,285 2,180	157 341,985 2,178	189 424,725 2,247	134 341,513 2,549	230 576,839 2,508
36,166 26,045,845 720	49,792 40,613,470 816	51,672 39,233,842 759	51,219 41,943,669 819	44,954 32,708,905 728	41,644 33,625,328 807	39,885 31,461,892 789
2,579 3,074,296 1,192	5,184 8,548,908 1,649	4,970 6,113,753 1,230	6,624 11,298,984 1,706	3,120 4,081,698 1,308	3,171 3,816,786 1,204	3,635 4,544,217 1,250
			6 0 0			
			4 5,565 1,391			
11,498 6,945,036 604	16,357 10,020,873 613	17,356 10,713,187 617	15,863 9,856,482 621	16,589 9,913,627 598	15,554 8,615,005 554	12,243 7,678,045 627
435 148,074 340	485 162,683 335	483 164,433 340	456 156,141 342	436 150,353 345	426 144,151 338	510 172,053 337
63 68,544 1,088	53 44,016 830	67 57,372 856	67 61,740 921	77 67,368 875	72 63,672 884	77 68,880 895
7,455 6,601,499 886	8,281 10,330,111 1,247	9,714 10,649,014 1,096	7,811 7,912,605 1,013	7,227 7,654,766 1,059	7,125 7,500,307 1,053	9,047 9,511,652 1,051
868 265,237 306	937 301,005 321	898 308,235 343	997 344,201 345	651 190,898 293	1,101 318,134 289	1,326 389,862 294
10 22,470 2,247	16 35,952 2,247	12 26,964 2,247	20 116,970 5,849	8 17,976 2,247	12 26,964 2,247	6 13,482 2,247
1,017 726,755 715	1,083 727,951 672	1,098 767,348 699	902 581,308 644	935 638,180 683	852 582,629 684	906 587,647 649
180 266,532 1,481	44 68,712 1,562	43 77,490 1,802	529 193,558 366	91 183,163 2,013	86 102,218 1,189	56 60,638 1,083
25 19,848 794	91 91,222 1,002	95 92,407 973	57 57,809 1,014	48 51,918 1,082	76 183,358 2,413	123 245,162 1,993
6,967 4,690,100 673	6,968 4,715,609 677	7,393 4,995,121 676	10,611 6,960,076 656	7,255 5,277,231 727	6,835 8,574,206 1,254	6,361 4,191,972 659
35 16,800 480	29 13,314 459	22 9,702 441	33 15,078 457	24 10,584 441	37 16,758 453	36 15,876 441

種別・出荷地	計	4月	5月	6月	7月	8月
揚物	88	4	1	28	31	20
福井	63,454	2,772	693	20,131	22,466	14,494
	721	693	693	719	725	725
静岡	351	32	82	32	2	45
	365,288	12,390	68,461	59,388	10,500	45,310
	1,041	387	835	1,856	5,250	1,007
愛知	67,334	8,763	8,437	6,181	4,642	3,985
	34,038,329	4,479,604	4,050,196	3,693,587	2,755,771	2,219,609
	506	511	480	598	594	557
三重	2,176	12	210	214	262	3
	698,502	13,860	79,380	76,482	92,547	0
	321	1,155	378	357	353	0
滋賀	312	20	20		40	36
	182,364	15,120	15,120		30,240	27,216
	585	756	756		756	756
兵庫	109	3	6	3	3	6
	559,440	23,520	47,040	23,520	23,520	47,040
	5,132	7,840	7,840	7,840	7,840	7,840
和歌山	48			24		
	47,880			23,940		
	998			998		
鳥取	3,423	57	283	342	238	238
	4,224,723	75,650	358,340	346,397	308,569	296,003
	1,234	1,327	1,266	1,013	1,297	1,244
島根	40					
	113,400					
	2,835					
岡山	15,756	1,780	1,468	134		
	9,717,181	588,822	485,568	47,523		
	617	331	331	355		
山口	679	6	109	29	97	166
	1,085,973	10,290	208,320	41,790	135,618	165,795
	1,599	1,715	1,911	1,441	1,398	999
愛媛	4					
	11,340					
	2,835					
福岡	1					
	4,410					
	4,410					
長崎	185			5		
	485,993			5,250		
	2,627			1,050		
かまぼこ	200,776	14,584	16,025	19,180	13,415	12,441
合計	165,291,192	9,760,252	11,856,735	11,610,315	10,166,836	10,488,669
平均単価	823	669	740	605	758	843
福島	78,019	4,722	4,867	5,527	4,604	3,814
	67,723,312	1,424,510	2,645,386	3,143,734	2,804,790	2,621,832
	868	302	544	569	609	687
北海道	635	70	60	100	72	70
	1,482,128	139,440	118,020	182,406	146,643	142,086
	2,334	1,992	1,967	1,824	2,037	2,030
宮城	27,974	1,851	2,382	6,054	2,039	2,056
	23,460,180	1,661,849	2,352,842	2,053,674	1,594,122	1,883,573
	839	898	988	339	782	916
秋田	193					
	106,906					
	554					
山形	222			40		
	201,327			31,605		
	907			790		
茨城	1,603	61	56	38	43	67
	902,787	16,016	56,305	25,036	66,270	86,197
	563	263	1,005	659	1,541	1,287
栃木	15					
	107,100					
	7,140					

9月	10月	11月	12月	1月	2月	3月
						4
						2,898
						725
24	130	1	1	2		
33,705	118,734	0	6,720	10,080		
1,404	913	0	6,720	5,040		
4,477	6,525	5,914	3,982	5,849	4,368	4,211
2,489,330	2,724,491	2,468,327	1,890,173	2,529,224	2,388,608	2,349,409
556	418	417	475	432	547	558
90	59	165	555	230	175	201
41,622	40,320	58,800	110,565	55,125	51,429	78,372
462	683	356	199	240	294	390
4	2	28	70	50	42	
3,024	1,449	21,168	18,375	18,900	31,752	
756	725	756	263	378	756	
3	3	15	12	6	20	29
23,520	23,520	114,240	92,400	47,040	11,760	82,320
7,840	7,840	7,616	7,700	7,840	588	2,839
24						
23,940						
998						
263	247	369	445	313	336	292
321,648	312,553	465,846	557,423	397,923	416,074	368,297
1,223	1,265	1,262	1,253	1,271	1,238	1,261
			18	6	10	6
			51,030	17,010	28,350	17,010
			2,835	2,835	2,835	2,835
90	3,255	2,974	2,024	2,031	1,327	673
153,615	2,243,637	2,043,285	1,403,258	1,385,551	733,322	632,600
1,707	689	687	693	682	553	940
50	43	30	115	6	6	22
100,170	88,410	51,450	218,610	10,290	10,290	44,940
2,003	2,056	1,715	1,901	1,715	1,715	2,043
			4			
			11,340			
			2,835			
1			0			
0			4,410			
0			0			
8		25	13		13	121
10,080		35,700	18,848		9,555	406,560
1,260		1,428	1,450		735	3,360
12,867	15,358	14,135	36,446	13,422	13,242	19,661
10,173,640	11,947,419	11,843,529	43,051,020	10,450,984	10,080,129	13,861,664
791	778	838	1,181	779	761	705
3,537	5,772	5,481	23,552	5,259	5,012	5,872
2,771,730	4,713,180	5,274,833	28,057,358	4,620,356	4,322,183	5,323,420
784	817	962	1,191	879	862	907
50	32	23	89	12	35	22
96,726	64,260	56,973	429,860	18,900	53,571	33,243
1,935	2,008	2,477	4,830	1,575	1,531	1,511
2,255	1,737	1,998	2,209	1,198	1,335	2,860
1,816,174	1,470,373	1,683,890	3,790,839	1,226,351	1,347,684	2,578,809
805	847	843	1,716	1,024	1,010	902
	193					
	106,906					
	554					
	40	38	44	60		
	37,800	35,910	41,580	54,432		
	945	945	945	907		
72	172	72	147	104	62	709
19,851	86,368	18,907	38,594	27,884	16,281	445,078
276	502	263	263	268	263	628
			15			
			107,100			
			7,140			

種別・出荷地	計	4月	5月	6月	7月	8月
かまぼこ	2,500	56	99	78	55	87
千葉	1,879,388	45,574	94,820	108,519	80,262	91,353
	752	814	958	1,391	1,459	1,050
東京	1,642	120	100	120	129	114
	6,822,346	632,667	472,910	682,343	674,079	865,610
	4,155	5,272	4,729	5,686	5,225	7,593
神奈川	34,833	2,636	3,703	3,417	3,125	3,142
	26,425,837	1,691,671	2,594,406	2,377,539	2,206,893	2,216,691
	759	642	701	696	706	706
新潟	35,917	4,377	4,015	3,464	2,934	2,660
	25,451,725	3,169,699	2,633,681	2,260,945	2,006,406	1,859,066
	709	724	656	653	684	699
石川	263		22	39	18	31
	302,442		20,748	34,944	19,656	28,392
	1,150		943	896	1,092	916
静岡	544	74	158	52	30	22
	1,499,886	251,874	370,442	167,014	61,425	47,250
	2,757	3,404	2,345	3,212	2,048	2,148
愛知	14,988	510	460	110	251	225
	4,969,777	389,886	212,625	103,950	275,206	227,946
	332	764	462	945	1,096	1,013
和歌山	717	50	71	82	86	93
	1,408,470	104,475	127,050	188,370	139,860	186,480
	1,964	2,090	1,789	2,297	1,626	2,005
山口	203			6	6	12
	490,644			9,450	9,450	18,900
	2,417			1,575	1,575	1,575
愛媛	448	57	32	53	23	48
	1,967,057	232,591	157,500	240,786	81,774	213,293
	4,391	4,081	4,922	4,543	3,555	4,444
福岡	60					
	89,880					
	1,498					
ちくわ	61,213	4,059	5,046	5,013	3,998	4,057
合計	49,253,065	3,222,470	4,051,153	3,655,538	3,074,196	3,116,804
平均単価	805	794	803	729	769	768
福島	191				0	9
	582,215				23,384	45,591
	3,048				0	5,066
青森	8,623	658	903	1,030	765	705
	7,097,802	483,399	653,814	751,905	569,142	522,711
	823	735	724	730	744	741
宮城	22,871	696	1,126	1,688	1,314	1,405
	17,622,736	349,477	604,335	906,642	697,930	770,710
	771	502	537	537	531	549
茨城	632					
	464,520					
	735					
群馬	1					
	0					
	0					
東京	1,750					
	367,500					
	210					
新潟	15,394	1,491	1,311	1,083	866	857
	9,953,854	1,017,601	899,182	731,724	590,772	550,767
	647	682	686	676	682	643
愛知	11,656	1,181	1,706	1,212	1,053	1,077
	13,003,683	1,316,448	1,893,822	1,265,267	1,192,968	1,216,630
	1,116	1,115	1,110	1,044	1,133	1,130
兵庫	36					
	47,880					
	1,330					
和歌山	59	33				4
	112,875	55,545				10,395
	1,913	1,683				2,599

9月	10月	11月	12月	1月	2月	3月
94	456	335	377	289	317	257
120,274	274,378	227,887	246,974	199,684	199,880	189,783
1,280	602	680	655	691	631	738
122	152	165	187	152	134	147
632,226	574,686	457,569	475,776	426,458	479,126	448,896
5,182	3,781	2,773	2,544	2,806	3,576	3,054
3,389	2,210	2,069	4,825	2,185	2,030	2,102
2,356,602	1,600,869	1,480,015	5,348,215	1,564,140	1,421,086	1,567,710
695	724	715	1,108	716	700	746
2,694	2,734	2,650	3,337	2,659	1,964	2,429
1,838,421	1,836,895	1,787,277	3,242,745	1,755,733	1,347,524	1,713,333
682	672	674	972	660	686	705
18	25	45	19	17	12	17
17,472	29,316	68,418	33,264	18,564	13,104	18,564
971	1,173	1,520	1,751	1,092	1,092	1,092
24	36	20	52	26	18	32
59,850	103,950	49,875	204,456	51,975	42,525	89,250
2,494	2,888	2,494	3,932	1,999	2,363	2,789
566	1,608	1,100	1,423	1,415	2,213	5,107
266,570	520,540	341,405	557,752	335,475	568,533	1,169,889
471	324	310	392	237	257	229
13	57	59	69	18	54	65
29,190	115,710	111,720	146,160	39,900	93,240	126,315
2,245	2,030	1,894	2,118	2,217	1,727	1,943
	65	16	22	12	40	24
	157,626	42,336	51,786	31,752	105,840	63,504
	2,425	2,646	2,354	2,646	2,646	2,646
33	49	44	59	16	16	18
148,554	223,146	177,282	249,329	79,380	69,552	93,870
4,502	4,554	4,029	4,226	4,961	4,347	5,215
	20	20	20			
	31,416	29,232	29,232			
	1,571	1,462	1,462			
4,629	5,675	7,873	5,886	5,702	5,205	4,070
3,680,521	4,391,574	5,620,775	5,223,465	4,837,459	4,512,291	3,866,819
795	774	714	887	848	867	950
12	10	20	90		20	30
43,092	20,748	94,164	238,728		44,688	71,820
3,591	2,075	4,708	2,653		2,234	2,394
658	664	664	740	550	582	704
488,250	615,510	619,164	685,793	513,555	542,304	652,255
742	927	932	927	934	932	926
1,907	2,183	2,929	2,918	2,631	2,215	1,859
1,274,501	1,578,783	2,517,352	2,641,540	2,424,575	2,069,248	1,787,643
668	723	859	905	922	934	962
5	37	144	151	159	120	16
3,675	27,195	105,840	110,985	116,865	88,200	11,760
735	735	735	735	735	735	735
				1		
				0		
				0		
		1,750				
		367,500				
		210				
864	1,834	1,508	1,422	1,766	1,619	773
553,623	1,130,514	941,187	878,430	1,088,204	1,009,407	562,443
641	616	624	618	616	623	728
1,171	927	858	561	595	637	678
1,301,000	981,654	975,568	657,594	694,260	743,324	765,148
1,111	1,059	1,137	1,172	1,167	1,167	1,129
12	12				12	
16,380	16,380				15,120	
1,365	1,365				1,260	
	8		4			10
	20,790		10,395			15,750
	2,599		2,599			1,575

種別・出荷地	計	4月	5月	6月	7月	8月
なると	17,764	786	953	793	765	840
合計	14,963,244	575,505	670,709	603,792	562,548	644,280
平均単価	842	732	704	761	735	767
福島	10,348 8,256,764	255 144,165	505 262,721	372 223,440	423 257,460	416 264,600
	798	565	520	601	609	636
宮城	527 565,982					20 6,048
	1,074					302
神奈川	40 42,000			20 21,000		
	1,050			1,050		
新潟	6,774 5,703,372	531 431,340	441 370,440	396 332,640	338 283,920	396 331,800
	842	812	840	840	840	838
福岡	75 395,126		7 37,548	5 26,712	4 21,168	8 41,832
	5,268		5,364	5,342	5,292	5,229
その他練製品	670,721	58,623	52,720	53,029	54,110	56,467
合計	448,009,022	35,644,638	31,174,564	33,896,382	35,894,382	34,772,514
平均単価	668	608	591	639	663	616
福島	50,550 77,735,656	2,352 3,890,796	2,978 5,073,185	3,673 6,021,409	5,908 9,241,038	4,679 6,446,446
	1,538	1,654	1,704	1,639	1,564	1,378
北海道	6,170 5,452,154	10 8,085		9 30,870	10 25,200	15 29,243
	884	809		3,430	2,520	1,950
青森	285 272,475	20 18,795	15 14,805	10 9,870	55 52,815	45 38,010
	956	940	987	987	960	845
岩手	3,344 3,708,914	212 200,340	217 204,120	272 318,780	266 391,860	288 514,709
	1,109	945	941	1,172	1,473	1,787
宮城	195,719 122,865,078	7,744 5,859,763	15,154 8,365,918	15,844 9,742,867	15,191 8,896,228	16,296 9,167,020
	628	757	552	615	586	563
秋田	58 50,670		4 3,944	3 2,911	7 6,767	20 16,179
	874		986	970	967	809
山形	22,283 9,263,745	3,829 1,094,453	2,653 793,852	2,495 899,054	1,742 792,772	1,740 867,686
	416	286	299	360	455	499
茨城	136,850 47,536,778	10,188 4,286,371	11,206 3,813,009	11,291 3,823,317	13,029 4,158,515	12,978 4,154,431
	347	421	340	339	319	320
栃木	238 339,979		2 3,213	5 8,033	2 3,214	6 11,248
	1,428		1,607	1,607	1,607	1,875
群馬	17,772 10,323,184	1,670 672,246	1,324 644,558	1,745 1,004,561	1,332 849,099	1,361 775,233
	581	403	487	576	637	570
埼玉	23 16,632					
	723					
千葉	38,819 36,696,827	2,663 2,831,461	2,827 2,665,269	2,725 2,726,353	2,248 2,383,045	2,257 2,307,563
	945	1,063	943	1,000	1,060	1,022
東京	34,100 18,476,037	9,861 5,040,996	5,092 2,293,657	3,198 1,604,671	2,592 1,455,648	2,759 1,386,839
	542	511	450	502	562	503
神奈川	4,222 2,646,678	1,108 672,218	799 479,427	325 175,702	187 121,887	252 165,966
	627	607	600	541	652	659
新潟	90,031 54,740,079	6,955 3,370,054	6,239 3,237,114	6,680 3,622,114	7,154 4,013,958	7,373 4,281,553
	608	485	519	542	561	581

9月	10月	11月	12月	1月	2月	3月
987	1,043	1,341	6,214	1,628	1,157	1,257
742,052	833,564	969,497	6,362,166	1,130,876	909,532	958,723
752	799	723	1,024	695	786	763
458	413	631	4,939	918	442	576
278,691	265,860	356,633	5,074,557	516,920	291,376	320,341
608	644	565	1,027	563	659	556
55		25	427			
16,733		6,804	536,397			
304		272	1,256			
	10		10			
	10,500		10,500			
	1,050		1,050			
463	612	678	831	706	711	671
388,920	515,130	569,520	703,920	593,040	597,240	585,462
840	842	840	847	840	840	873
11	8	7	7	4	4	10
57,708	42,074	36,540	36,792	20,916	20,916	52,920
5,246	5,259	5,220	5,256	5,229	5,229	5,292
56,799	58,113	56,806	64,702	55,673	52,269	51,410
35,525,192	39,346,583	40,672,063	55,088,512	35,968,937	35,855,591	34,169,664
625	677	716	851	646	686	665
5,283	4,586	5,109	4,984	4,038	3,827	3,133
8,264,468	6,874,609	7,543,921	7,841,662	5,656,191	5,921,868	4,960,063
1,564	1,499	1,477	1,573	1,401	1,547	1,583
213	626	1,615	938	1,934	611	189
163,516	531,204	1,338,120	1,063,718	1,585,242	505,004	171,952
768	849	829	1,134	820	827	910
25	15	15	70	5	10	
24,675	14,805	14,805	69,090	4,935	9,870	
987	987	987	987	987	987	
251	363	342	241	232	292	368
274,680	380,205	326,130	233,100	219,240	275,940	369,810
1,094	1,047	954	967	945	945	1,005
16,800	18,385	17,545	21,783	19,115	16,342	15,520
8,888,990	11,314,513	12,142,668	17,928,534	10,939,512	10,275,280	9,343,785
529	615	692	823	572	629	602
3	3	4	6	2	3	3
2,949	2,949	2,848	4,259	1,966	2,949	2,949
983	983	712	710	983	983	983
1,331	1,137	1,270	931	1,899	1,518	1,738
692,454	585,608	647,066	465,279	825,663	831,670	768,188
520	515	510	500	435	548	442
11,526	11,435	9,492	10,615	10,576	11,546	12,968
3,835,740	3,860,881	3,296,340	3,960,787	3,508,710	3,921,567	4,917,110
333	338	347	373	332	340	379
21	43	17	47	11	33	51
35,407	55,000	22,555	62,906	20,885	43,459	74,059
1,686	1,279	1,327	1,338	1,899	1,317	1,452
1,295	1,184	1,171	973	1,392	2,149	2,176
777,742	701,978	624,967	514,675	816,034	1,547,401	1,394,690
601	593	534	529	586	720	641
				23		
				16,632		
				723		
3,080	3,899	4,371	4,086	3,859	3,843	2,961
2,972,485	3,387,945	3,886,576	3,762,329	3,431,179	3,482,125	2,860,497
965	869	889	921	889	906	966
2,189	2,530	2,550	1,733	411	419	766
1,070,733	1,296,749	1,353,768	1,341,983	367,876	411,070	852,047
489	513	531	774	895	981	1,112
202	215	261	184	276	196	217
136,097	141,623	192,251	167,029	173,784	105,540	115,154
674	659	737	908	630	538	531
7,986	6,891	7,379	12,670	7,344	6,883	6,477
4,092,538	4,113,787	4,135,438	12,128,133	4,179,443	4,004,303	3,561,644
512	597	560	957	569	582	550

種別・出荷地	計	4月	5月	6月	7月	8月
その他練製品	4					
石川	3,276 819					
福井	18,129 10,422,172 575	2,462 1,443,098 586	1,668 1,031,529 618	1,674 876,199 523	1,406 749,211 533	1,826 1,008,236 552
長野	2 27,720 13,860					
岐阜	155 259,529 1,674	17 28,917 1,701	19 30,051 1,582	23 36,509 1,587	18 30,681 1,705	13 22,554 1,735
静岡	4,854 7,460,286 1,537	321 529,245 1,649	377 614,227 1,629	404 683,736 1,692	367 596,974 1,627	388 613,228 1,580
愛知	38,789 29,451,492 759	9,133 5,433,577 595	1,999 1,082,919 542	1,939 1,424,884 735	1,617 1,167,550 722	2,251 1,326,330 589
三重	4,711 3,547,871 753			553 467,334 845	710 543,942 766	1,580 1,137,788 720
滋賀	1,114 538,978 484				144 61,992 431	206 124,790 606
大阪	39 360,360 9,240		5 46,200 9,240	5 46,200 9,240		5 46,200 9,240
兵庫	120 799,208 6,660		66 450,450 6,825	2 13,650 6,825	2 13,650 6,825	4 27,300 6,825
鳥取	8 158,256 19,782				1 19,782 19,782	
島根	61 68,040 1,115					
岡山	592 413,007 698			40 29,837 746		4 0 0
広島	627 1,354,080 2,160	42 91,140 2,170	36 78,120 2,170	66 143,220 2,170	60 130,200 2,170	39 84,630 2,170
山口	115 285,725 2,485					
香川	171 360,886 2,110				9 28,350 3,150	21 44,835 2,135
愛媛	622 1,774,204 2,852	33 140,953 4,271	20 107,247 5,362	41 133,481 3,256	53 160,004 3,019	60 163,787 2,730
福岡	144 599,046 4,160	3 32,130 10,710	20 141,750 7,088	7 50,820 7,260		1 10,710 10,710
佃煮・漬物	67,279	5,358	5,918	5,126	4,931	5,192
合計	73,327,495	5,552,846	5,845,060	5,221,155	5,221,362	6,054,468
平均単価	1,090	1,036	988	1,019	1,059	1,166
福島	754 1,030,653 1,367	7 6,615 945	60 50,873 848	28 33,391 1,193	33 39,743 1,204	36 51,713 1,436
北海道	5 9,576 1,915					
青森	1,264 2,513,834 1,989	63 140,906 2,237	100 241,920 2,419	34 96,768 2,846	38 96,768 2,547	95 229,824 2,419

9月	10月	11月	12月	1月	2月	3月
2:	2					
1,092:	2,184					
546:	1,092					
1,777:	849	1,236	897	1,154	1,195	1,985
950,703:	492,559	690,581	560,292	774,271	730,644	1,114,849
535:	580	559	625	671	611	562
					2:	0
					24,024:	3,696
					12,012:	0
9:	11	9	11	8:	6:	11
15,561:	18,711	15,309	18,711	13,608:	10,206:	18,711
1,729:	1,701	1,701	1,701	1,701:	1,701:	1,701
407:	462	545	396	384:	387:	416
636,487:	724,120	697,571	600,329	555,267:	558,065:	651,037
1,564:	1,567	1,280	1,516	1,446:	1,442:	1,565
3,909:	4,460	2,981	3,562	2,567:	2,465:	1,906
2,070,511:	3,607,394	2,920,640	3,288,195	2,463,472:	2,627,282:	2,038,738
530:	809	980	923	960:	1,066:	1,070
215:	486	415	126	170:	261:	195
93,408:	186,959	261,765	368,836	114,736:	193,998:	179,105
434:	385	631	2,927	675:	743:	918
50:	30	180	145	111:	186:	62
17,640:	13,230	66,150	47,282	40,884:	106,362:	60,648
353:	441	368	326	368:	572:	978
2:	4	5	9	1:	3:	
18,480:	36,960	46,200	83,160	9,240:	27,720:	
9,240:	9,240	9,240	9,240	9,240:	9,240:	
5:	41					
31,500:	262,658					
6,300:	6,406					
	1	1		1	1	3
	19,782	19,782		19,782:	19,782:	59,346
	19,782:	19,782:		19,782:	19,782:	19,782
	61					
	68,040					
	1,115					
1:	203	162	81	71:	30:	
0:	141,870	113,138	57,572	49,622:	20,968:	
0:	699	698	711	699:	699:	
36:	33	42	60	21:	12:	180
78,120:	71,610	91,140	130,200	45,570:	26,040:	384,090
2,170:	2,170	2,170	2,170	2,170:	2,170:	2,134
	93	7	11	2:	2:	
	228,945	33,485	17,617	2,990:	2,688:	
	2,462	4,784	1,602	1,495:	1,344:	
16:	21	20	45	22:	3:	14
30,808:	38,841	37,928	89,587	41,551:	5,198:	43,788
1,926:	1,850	1,896	1,991	1,889:	1,733:	3,128
115:	24	62	65	44:	35:	70
247,860:	85,814	150,921	188,159	90,652:	92,328:	212,998
2,155:	3,576	2,434	2,895	2,060:	2,638:	3,043
50:	20		33		9:	1
100,548:	85,050		95,088		72,240:	10,710
2,011:	4,253		2,881		8,027:	10,710
4,582:	4,782	5,812	8,925	4,682:	5,042:	6,929
5,249,641:	5,060,775	6,050,306	10,954,135	5,004,176:	5,402,380:	7,711,191
1,146:	1,058	1,041	1,227	1,069:	1,071:	1,113
17:	17	19	54	86:	250:	147
21,316:	23,521	25,411	45,964	74,457:	288,006:	369,643
1,254:	1,384	1,337	851	866:	1,152:	2,515
	5					
	9,576					
	1,915					
93:	153	141	127	151:	91:	178
179,866:	277,284	259,203	222,905	268,275:	149,436:	350,679
1,934:	1,812	1,838	1,755	1,777:	1,642:	1,970

種別・出荷地	計	4月	5月	6月	7月	8月
佃煮・漬物	13	6			6	1
岩手	22,104	11,655			8,506	1,943
	1,700	1,943			1,418	1,943
宮城	1,082	47	96	69	142	80
	1,939,317	72,660	205,538	124,593	214,621	128,835
	1,792	1,546	2,141	1,806	1,511	1,610
山形	2,519	285	142	122	137	159
	3,608,136	366,660	172,473	169,197	181,671	238,833
	1,432	1,287	1,215	1,387	1,326	1,502
茨城	211	9			120	7
	381,098	15,750			182,700	11,655
	1,806	1,750			1,523	1,665
栃木	194	8		32		
	182,943	8,663		30,713		
	943	1,083		960		
群馬	345		148	20	40	50
	214,673		67,935	14,700	29,400	36,750
	622		459	735	735	735
埼玉	1,155	21	81	294	227	20
	1,098,002	36,750	96,726	179,992	216,206	27,197
	951	1,750	1,194	612	952	1,360
千葉	2,405	15	30	49	65	35
	1,006,516	25,311	58,464	80,315	89,398	65,185
	419	1,687	1,949	1,639	1,375	1,862
東京	36,745	3,395	3,056	2,713	2,591	3,159
	40,344,837	3,489,435	3,128,360	2,818,158	2,742,275	3,642,031
	1,098	1,028	1,024	1,039	1,058	1,153
神奈川	84		3	3	6	15
	119,078		4,253	4,253	8,506	21,263
	1,418		1,418	1,418	1,418	1,418
新潟	4,695	98	665	391	299	386
	3,874,384	84,830	385,877	331,732	194,429	254,966
	825	866	580	848	650	661
富山	10				10	
	11,025				11,025	
	1,103				1,103	
石川	466			11	20	21
	697,263			13,650	31,500	36,750
	1,496			1,241	1,575	1,750
愛知	998	90	80	80	82	82
	1,028,370	90,405	81,480	71,400	83,580	83,475
	1,030	1,005	1,019	893	1,019	1,018
三重	2,713	32	483	427	466	166
	5,673,759	177,345	537,264	551,586	498,582	461,370
	2,091	5,542	1,112	1,292	1,070	2,779
兵庫	9,187	1,002	786	731	441	717
	7,587,878	827,946	664,902	628,992	395,178	618,660
	826	826	846	860	896	863
島根	88					
	124,110					
	1,410					
岡山	1,363	192	110	94	80	84
	705,243	92,988	53,718	43,428	40,992	46,746
	517	484	488	462	512	557
広島	42	42				
	60,953	60,953				
	1,451	1,451				
香川	941	46	78	28	128	79
	1,093,743	43,974	95,277	28,287	156,282	97,272
	1,162	956	1,222	1,010	1,221	1,231
切身もろみ	39,305	1,758	2,098	2,387	3,484	2,626
合計	32,496,704	1,862,047	2,120,868	2,424,613	2,767,560	2,343,500
平均単価	827	1,059	1,011	1,016	794	892
福島	20,297	660	700	762	718	704
	13,770,539	714,042	754,919	808,049	766,175	744,052
	678	1,082	1,078	1,060	1,067	1,057

9月	10月	11月	12月	1月	2月	3月
16	120	140	163	17	37	155
62,475	192,623	152,250	331,847	49,770	53,424	350,681
3,905	1,605	1,088	2,036	2,928	1,444	2,262
436	252	266	222	132	153	213
604,191	381,528	381,528	342,447	197,757	241,143	330,708
1,386	1,514	1,434	1,543	1,498	1,576	1,553
16	10	32	12	1	2	2
30,240	15,110	57,110	37,548	8,547	11,214	11,214
1,890	1,512	1,785	3,129	8,547	5,607	5,607
42	32	24	20	12	12	12
41,297	32,508	18,774	22,890	9,324	9,324	9,450
983	1,016	782	1,145	777	777	788
20	10	57				
14,700	7,350	43,838				
735	735	769				
59	55	65	162	45	63	63
70,350	51,598	85,722	174,930	45,256	53,456	59,819
1,192	938	1,319	1,080	1,006	849	950
59	343	435	480	285	260	349
109,660	100,304	112,361	140,764	66,161	74,256	84,337
1,859	292	258	293	232	286	242
2,543	2,405	3,096	5,125	2,566	2,814	3,282
2,858,499	2,473,947	3,352,818	6,546,394	2,628,507	2,953,671	3,710,742
1,124	1,029	1,083	1,277	1,024	1,050	1,131
6	6	12	18		3	12
8,506	8,506	17,011	25,515		4,253	17,012
1,418	1,418	1,418	1,418		1,418	1,418
480	243	507	526	137	234	729
342,265	193,824	300,408	1,042,941	119,510	158,520	465,082
713	798	593	1,983	872	677	638
24	49	31	106	30	62	112
36,750	78,519	41,790	171,360	46,872	92,064	148,008
1,531	1,602	1,348	1,617	1,562	1,485	1,322
65	63	104	191	17	46	98
70,875	58,800	123,480	188,475	19,425	47,775	109,200
1,090	933	1,187	987	1,143	1,039	1,114
92	129	74	117	272	236	219
327,852	376,635	393,435	350,280	721,140	626,430	651,840
3,564	2,920	5,317	2,994	2,651	2,654	2,976
478	686	586	1,296	733	665	1,066
398,769	591,203	521,892	995,211	580,377	544,131	820,617
834	862	891	768	792	818	770
				10	10	68
				15,750	15,750	92,610
				1,575	1,575	1,362
136	60	145	138	92	56	176
72,030	25,200	71,988	109,977	46,074	26,040	76,062
530	420	496	797	501	465	432
	144	78	168	96	48	48
	162,729	91,287	204,687	106,974	53,487	53,487
	1,130	1,170	1,218	1,114	1,114	1,114
2,903	4,426	4,300	3,111	3,832	4,101	4,279
2,917,585	3,020,897	3,104,835	2,612,163	2,696,438	3,180,261	3,445,937
1,005	683	722	840	704	775	805
1,098	2,917	2,807	1,850	2,637	2,508	2,936
1,281,651	1,487,296	1,532,570	1,160,545	1,374,084	1,373,695	1,773,461
1,167	510	546	627	521	548	604

種別・出荷地	計	4月	5月	6月	7月	8月
切身						
もろみ	267	29	16	16	28	16
北海道	455,648	44,352	33,264	33,264	44,352	33,264
	1,707	1,529	2,079	2,079	1,584	2,079
青森	2,585	1		105	1,180	461
	927,911	0		28,980	396,060	157,920
	359	0		276	336	343
宮城	13,485	1,012	1,342	1,283	1,264	1,221
	13,593,184	955,599	1,240,283	1,258,002	1,280,096	1,133,371
	1,008	944	924	981	1,013	928
茨城	17					12
	20,286					7,686
	1,193					641
埼玉	1,063			40	41	45
	1,537,430			79,800	79,800	89,775
	1,446			1,995	1,946	1,995
千葉	6					
	10,920					
	1,820					
東京	597	48	40	47	29	23
	1,136,455	109,624	92,402	106,897	65,207	48,408
	1,904	2,284	2,310	2,274	2,249	2,105
新潟	6					
	5,670					
	945					
静岡	758			134	224	144
	603,793			109,621	135,870	129,024
	797			818	607	896
三重	8	8				
	38,430	38,430				
	4,804	4,804				
島根	168					
	320,103					
	1,905					
山口	48					
	76,335					
	1,590					
切身粕	86,496	4,404	7,164	7,724	7,437	8,242
合計	82,927,857	4,139,056	6,298,287	6,651,792	6,588,569	7,567,636
平均単価	959	940	879	861	886	918
福島	2,626	281	284	230	260	235
	3,015,639	313,385	320,199	250,110	301,037	273,841
	1,148	1,115	1,127	1,087	1,158	1,165
青森	374		17	60	46	46
	489,848		29,243	80,640	63,315	67,095
	1,310		1,720	1,344	1,376	1,459
宮城	57,841	2,571	3,664	3,858	4,769	5,164
	60,493,844	2,722,236	3,746,795	3,982,356	4,676,085	5,395,310
	1,046	1,059	1,023	1,032	981	1,045
茨城	95	10	10		15	
	168,000	16,800	16,800		33,600	
	1,768	1,680	1,680		2,240	
群馬	23,263	1,466	3,102	3,465	2,313	2,747
	15,572,091	991,032	2,066,180	2,237,823	1,477,467	1,760,966
	669	676	666	646	639	641
埼玉	175		2			
	224,007		5,670			
	1,280		2,835			
千葉	27					
	47,712					
	1,767					
東京	979					
	1,394,351					
	1,424					
石川	965	70	85	15	10	30
	1,376,026	88,200	113,400	20,475	15,225	44,888
	1,426	1,260	1,334	1,365	1,523	1,496

9月	10月	11月	12月	1月	2月	3月
	16	20	66	10	30	20
	33,264	27,720	114,818	15,120	44,100	32,130
	2,079	1,386	1,740	1,512	1,470	1,607
260	170	105	55	60	165	23
87,360	56,280	31,522	30,083	17,640	77,176	44,890
336	331	300	547	294	468	1,952
1,301	1,084	1,091	891	940	1,066	990
1,254,716	1,094,228	1,121,234	970,544	1,021,556	1,119,747	1,143,808
964	1,009	1,028	1,089	1,087	1,050	1,155
5					111	-111
12,600					208,215	-208,215
2,520					1,876	1,876
50	83	184	109	130	121	260
92,400	119,707	241,069	146,540	181,595	166,748	339,996
1,848	1,442	1,310	1,344	1,397	1,378	1,308
6						
10,920						
1,820						
65	100	45	92	31	40	37
72,434	172,414	92,718	131,421	69,202	91,355	84,373
1,114	1,724	2,060	1,428	2,232	2,284	2,280
6						
5,670						
945						
112	48	32	32	16	16	
99,834	43,008	28,602	28,812	14,406	14,616	
891	896	894	900	900	914	
					44	124
					84,609	235,494
					1,923	1,899
	8	16	16	8		
	14,700	29,400	29,400	2,835		
	1,838	1,838	1,838	354		
8,335	7,133	6,885	6,863	6,650	7,076	8,583
7,409,045	6,858,317	6,838,032	7,338,121	6,762,239	7,251,396	9,225,367
889	961	993	1,069	1,017	1,025	1,075
362	603	129	237	5		
431,334	578,364	167,579	369,815	9,975		
1,192	959	1,299	1,560	1,995		
112	93					
160,966	88,589					
1,437	953					
4,463	4,981	5,307	5,326	5,221	5,664	6,853
4,531,682	5,128,449	5,535,277	5,835,046	5,566,592	5,985,142	7,388,874
1,015	1,030	1,043	1,096	1,066	1,057	1,078
10		20	10	10		10
16,800		33,600	16,800	16,800		16,800
1,680		1,680	1,680	1,680		1,680
3,295	1,376	1,265	1,014	1,179	1,080	961
2,199,761	955,395	881,454	698,481	810,600	755,790	737,142
668	694	697	689	688	700	767
		24			12	137
		31,752			14,091	172,494
		1,323			1,174	1,259
12	15					
16,002	31,710					
1,334	2,114					
71	40	80	116	130	180	362
37,800	39,060	100,170	184,354	205,497	290,951	536,519
532	977	1,252	1,589	1,581	1,616	1,482
10	25	60	160	105	135	260
14,700	36,750	88,200	233,625	152,775	194,250	373,538
1,470	1,470	1,470	1,460	1,455	1,439	1,437

種別・出荷地	計	4月	5月	6月	7月	8月
切身粕	142	6		96	24	16
	124,247	7,403		80,388	21,840	14,616
静岡	875	1,234		837	910	914
愛知	9					4
	22,092					10,920
	2,455					2,730
切身みりん	87,952	7,868	9,624	8,592	7,093	7,536
合計	60,982,916	5,935,587	5,957,783	5,753,815	4,927,184	5,050,509
平均単価	693	754	619	670	695	670
福島	666	228	44	19	35	14
	566,600	225,876	46,085	17,220	41,160	16,464
	851	991	1,047	906	1,176	1,176
北海道	524		16			
	369,787		9,450			
	706		591			
青森	24,470	1,976	4,443	3,500	2,384	2,606
	9,330,752	942,862	1,702,285	1,351,166	893,325	973,173
	381	477	383	386	375	373
宮城	7,270	833	177	767	964	777
	6,159,232	668,656	134,905	618,220	780,055	658,481
	847	803	762	806	809	847
茨城	5,644	1,216	836	362	232	289
	4,217,421	940,035	613,570	260,702	163,087	179,253
	747	773	734	720	703	620
千葉	17,962	1,034	1,280	1,061	794	1,052
	8,666,187	499,709	594,606	562,349	421,071	519,178
	482	483	465	530	530	494
東京	85					
	49,959					
	588					
静岡	24,091	2,088	2,288	2,220	2,092	2,188
	23,384,620	2,102,411	2,224,110	2,196,600	1,954,260	2,010,330
	971	1,007	972	989	934	919
山口	7,185	493	540	663	564	590
	8,195,938	556,038	632,772	747,558	652,806	686,070
	1,141	1,128	1,172	1,128	1,157	1,163
愛媛	7					
	13,440					
	1,920					
福岡	48				28	20
	28,980				21,420	7,560
	604				765	378
切身しょうが	7,680	655	780	908	784	633
合計	7,180,346	556,747	738,255	828,810	747,122	619,508
平均単価	935	850	946	913	953	979
福島	3,757	381	352	337	313	314
	3,195,691	321,505	305,046	291,312	271,278	267,120
	851	844	867	864	867	851
青森	3,737	274	422	554	451	295
	3,783,491	235,242	426,384	526,176	463,265	327,398
	1,012	859	1,010	950	1,027	1,110
宮城	144		6	16	20	8
	146,498		6,825	10,080	12,579	10,794
	1,017		1,138	630	629	1,349
茨城	9					
	25,200					
	2,800					
静岡	33			1		16
	29,466			1,242		14,196
	893			1,242		887
その他切身	173,304	13,092	12,965	11,032	15,191	12,060
合計	171,786,089	11,293,617	11,277,630	13,206,943	19,121,214	13,265,158
平均単価	991	863	870	1,197	1,259	1,100
福島	21,811	2,204	2,008	2,113	3,809	932
	33,068,268	1,990,934	1,707,209	5,001,302	8,538,371	2,867,725
	1,516	903	850	2,367	2,242	3,077

9月	10月	11月	12月	1月	2月	3月
					5	
					11,172	
					2,234	
6,498	6,806	6,476	6,470	6,506	6,395	8,088
4,608,932	4,592,036	4,142,941	4,275,195	4,701,478	4,688,504	6,348,952
709	675	640	661	723	733	785
144	52	37	2	84		7
58,968	61,740	31,227	3,175	58,259		6,426
410	1,187	844	1,588	694		918
					22	486
					18,144	342,193
					825	704
2,018	1,603	1,452	1,226	1,347	1,405	510
842,287	509,256	462,912	382,271	463,806	504,063	303,346
417	318	319	312	344	359	595
596	502	505	393	478	495	783
489,511	432,138	430,329	367,878	430,500	449,447	699,112
821	861	852	936	901	908	893
357	241	204	248	322	249	1,088
258,785	173,090	142,177	227,753	301,002	205,458	752,509
725	718	697	918	935	925	692
730	1,569	1,881	2,070	1,962	1,717	2,812
371,301	612,501	797,596	838,420	1,071,131	944,082	1,434,243
509	390	424	405	546	550	510
		71			7	7
		35,784			7,182	6,993
		504			1,026	999
2,132	2,308	1,768	1,933	1,654	1,722	1,698
1,980,384	2,183,013	1,607,876	1,766,982	1,656,774	1,706,880	1,995,000
929	946	909	914	1,002	991	1,175
521	531	558	598	659	778	690
607,696	620,298	635,040	688,716	720,006	853,248	795,690
1,166	1,168	1,138	1,152	1,093	1,097	1,153
						7
						13,440
						1,920
641	710	394	899	396	371	509
672,008	618,996	396,118	784,160	361,683	363,699	493,240
1,048	872	1,005	872	913	980	969
304	295	269	257	303	286	346
259,560	246,582	226,044	217,350	255,150	241,920	292,824
854	836	840	846	842	846	846
282	387	115	626	83	85	163
329,364	350,721	158,886	548,163	95,697	121,779	200,416
1,168	906	1,382	876	1,153	1,433	1,230
46	12	10	16	10		
57,884	7,665	11,188	18,647	10,836		
1,258	639	1,119	1,165	1,084		
9						
25,200						
2,800						
	16					
	14,028					
	877					
13,639	13,508	13,819	18,340	18,075	16,294	15,289
14,866,441	12,342,031	13,285,564	17,871,702	15,898,051	15,244,144	14,113,594
1,090	914	961	974	880	936	923
2,153	645	1,540	1,880	916	1,914	1,697
4,362,806	597,933	1,474,715	1,657,048	810,515	2,542,575	1,517,135
2,026	927	958	881	885	1,328	894

種別・出荷地	計	4月	5月	6月	7月	8月
その他切身	2,247	18	13	22	1,583	321
北海道	3,352,023	95,970	77,595	95,025	1,474,097	442,602
	1,492	5,332	5,969	4,319	931	1,379
青森	10,371	826	793	571	708	1,525
	12,540,180	1,125,760	910,634	797,754	980,440	1,479,477
	1,209	1,363	1,148	1,397	1,385	970
宮城	59,439	2,705	2,453	2,780	2,219	2,263
	54,745,260	2,307,570	2,405,038	2,856,629	2,525,608	2,508,066
	921	853	980	1,028	1,138	1,108
茨城	59,315	5,751	5,747	3,796	4,728	4,890
	44,063,464	4,379,489	4,274,406	2,506,655	3,351,631	3,540,818
	743	762	744	660	709	724
埼玉	940			50	50	50
	1,536,865			99,750	99,750	99,750
	1,635			1,995	1,995	1,995
千葉	13,814	1,250	1,365	1,286	1,315	1,337
	13,206,056	849,047	983,220	1,046,178	1,186,290	1,342,362
	956	679	720	814	902	1,004
東京	1,842	33	31	36	486	468
	2,669,512	88,475	112,141	91,771	421,095	480,757
	1,449	2,681	3,617	2,549	866	1,027
新潟	31					
	31,815					
	1,026					
富山	16					4
	32,645					1,785
	2,040					446
静岡	2,475	222	366	288	240	216
	5,506,998	382,725	686,553	589,680	491,400	442,260
	2,225	1,724	1,876	2,048	2,048	2,048
愛知	199	30	15	35	16	10
	293,822	36,477	18,144	78,939	19,457	12,096
	1,476	1,216	1,210	2,255	1,216	1,210
島根	2					2
	4,305					4,305
	2,153					2,153
山口	310	12	66		6	18
	384,648	11,970	64,260		5,985	17,955
	1,241	998	974		998	998
福岡	492	41	108	55	31	24
	350,228	25,200	38,430	43,260	27,090	25,200
	712	615	356	787	874	1,050
生珍味	144,500	10,129	12,139	11,162	12,666	10,586
合計	172,846,968	11,564,816	13,782,402	12,296,458	17,431,796	13,387,861
平均単価	1,196	1,142	1,135	1,102	1,376	1,265
福島	4,220	699	326	435	489	334
	6,718,140	226,116	232,316	362,690	1,913,513	308,884
	1,592	323	713	834	3,913	925
北海道	10,480	669	656	772	683	965
	17,816,799	1,204,359	1,214,714	1,444,956	1,320,414	1,593,264
	1,700	1,800	1,852	1,872	1,933	1,651
青森	4,165	555	486	407	517	317
	4,377,145	450,280	415,501	386,773	699,532	342,224
	1,051	811	855	950	1,353	1,080
岩手	83					67
	55,178					37,538
	665					560
宮城	38,980	1,503	2,610	2,095	3,171	2,554
	40,913,642	2,464,856	3,793,449	2,678,361	3,916,405	3,515,750
	1,050	1,640	1,453	1,278	1,235	1,377
茨城	10,610	1,084	1,299	1,107	1,183	1,370
	14,111,465	1,163,820	1,451,373	1,195,593	1,247,463	1,469,832
	1,330	1,074	1,117	1,080	1,054	1,073
群馬	24,199	450	2,883	2,175	2,146	1,565
	11,029,677	212,627	1,327,260	977,798	969,638	716,506
	456	473	460	450	452	458

9月	10月	11月	12月	1月	2月	3月
87	42	34	51	27	23	26
162,829	197,925	169,050	248,850	143,955	113,400	130,725
1,872	4,713	4,972	4,879	5,332	4,930	5,028
925	652	604	969	687	1,147	964
1,023,821	927,302	885,300	1,261,105	886,881	1,047,070	1,214,636
1,107	1,422	1,466	1,301	1,291	913	1,260
3,680	6,187	5,831	8,893	10,971	6,919	4,538
3,762,389	5,663,531	5,436,182	8,157,676	9,130,734	5,922,863	4,068,974
1,022	915	932	917	832	856	897
5,380	4,525	4,208	4,451	4,262	5,003	6,574
3,728,364	3,105,283	3,282,482	3,563,578	3,302,359	3,893,722	5,134,677
693	686	780	801	775	778	781
193	120	79	41	86	73	198
279,342	171,442	165,674	75,393	99,689	123,537	322,538
1,447	1,429	2,097	1,839	1,159	1,692	1,629
858	933	1,089	1,612	871	876	1,022
895,272	946,512	1,086,183	1,940,022	946,428	871,122	1,113,420
1,043	1,014	997	1,203	1,087	994	1,089
98	108	174	266	34	53	55
141,948	172,295	259,644	558,267	65,772	135,786	141,561
1,448	1,595	1,492	2,099	1,934	2,562	2,574
1						30
0						31,815
0						1,061
	12					
	30,860					
	2,572					
216	167	165	115	165	170	145
466,830	436,590	436,590	304,290	436,590	449,820	383,670
2,161	2,614	2,646	2,646	2,646	2,646	2,646
	48	10	5	10	20	
	54,873	5,481	9,765	19,530	39,060	
	1,143	548	1,953	1,953	1,953	
24	9	22	39	16	87	11
23,940	5,985	33,863	76,808	24,098	95,424	24,360
998	665	1,539	1,969	1,506	1,097	2,215
24	60	63	18	30	9	29
18,900	31,500	50,400	18,900	31,500	9,765	30,083
788	525	800	1,050	1,050	1,085	1,037
9,527	10,698	11,140	15,588	10,132	12,951	17,782
12,204,951	12,573,293	13,632,106	23,111,230	11,362,896	14,190,095	17,309,064
1,281	1,175	1,224	1,483	1,121	1,096	973
110	95	290	832	222	171	217
226,341	170,715	678,621	1,332,094	486,183	353,106	427,561
2,058	1,797	2,340	1,601	2,190	2,065	1,970
630	1,121	1,010	1,415	900	710	949
1,087,644	1,524,847	1,618,425	2,592,636	1,330,149	1,226,694	1,658,697
1,726	1,360	1,602	1,832	1,478	1,728	1,748
416	300	231	292	200	199	245
397,806	303,853	292,115	388,356	236,262	205,346	259,097
956	1,013	1,265	1,330	1,181	1,032	1,058
						16
						17,640
						1,103
2,428	3,536	3,164	4,190	3,338	4,574	5,817
3,017,573	3,039,716	2,874,583	5,099,083	2,661,277	3,625,439	4,227,150
1,243	860	909	1,217	797	793	727
1,200	587	528	684	471	504	593
1,234,716	1,170,855	979,860	1,260,630	878,241	937,766	1,121,316
1,029	1,995	1,856	1,843	1,865	1,861	1,891
1,583	1,171	1,094	814	1,777	3,153	5,388
703,386	576,052	455,851	378,809	824,755	1,447,963	2,439,032
444	492	417	465	464	459	453

種別・出荷地	計	4月	5月	6月	7月	8月
生珍味	3,005	247	660	418	362	240
埼玉	2,877,263	249,480	521,220	358,932	279,048	283,920
	957	1,010	790	859	771	1,183
千葉	223	22	11	11	31	19
	1,602,937	124,950	120,960	90,720	170,495	153,038
	7,188	5,680	10,996	8,247	5,500	8,055
東京	14,658	1,136	1,102	1,105	1,303	993
	29,040,092	2,065,639	2,090,439	2,023,460	3,772,936	1,971,508
	1,981	1,818	1,897	1,831	2,896	1,985
神奈川	7,958	2,437	423	420	565	539
	11,367,327	2,010,129	730,368	796,156	941,801	809,950
	1,428	825	1,727	1,896	1,667	1,503
新潟	20,332	1,062	872	1,796	1,848	1,168
	24,427,481	1,079,374	968,100	1,386,444	1,591,537	1,483,780
	1,201	1,016	1,110	772	861	1,270
富山	61		10	10	10	10
	158,340		17,640	17,640	17,640	17,640
	2,596		1,764	1,764	1,764	1,764
山梨	1,177	66	74	68	75	114
	1,545,989	67,914	87,864	79,674	91,728	157,563
	1,313	1,029	1,187	1,172	1,223	1,382
静岡	140		8	54	6	9
	251,580		43,365	81,018	7,308	21,378
	1,797		5,421	1,500	1,218	2,375
愛知	1,841	56	562	60	88	41
	2,398,842	59,283	575,127	89,040	178,050	70,665
	1,303	1,059	1,023	1,484	2,023	1,724
三重	19					
	381,066					
	20,056					
滋賀	25					
	146,475					
	5,859					
兵庫	1,703	112	124	155	103	198
	2,483,716	120,868	128,378	206,096	208,438	295,202
	1,458	1,079	1,035	1,330	2,024	1,491
鳥取	58	6	5		8	16
	86,184	9,576	9,576		9,576	19,152
	1,486	1,596	1,915		1,197	1,197
島根	15					
	0					
	0					
広島	23					
	68,040					
	2,958					
山口	420	21	28	42	72	46
	797,544	46,305	54,752	73,605	88,903	88,567
	1,899	2,205	1,955	1,753	1,235	1,925
愛媛	86	4		20		21
	152,345	9,240		32,760		31,500
	1,771	2,310		1,638		1,500
福岡	19			12	6	
	39,701			14,742	7,371	
	2,090			1,229	1,229	
干珍味	18,152	1,500	1,297	1,329	1,318	1,679
合計	35,240,120	2,637,525	2,519,321	2,395,710	2,272,640	3,211,544
平均単価	1,941	1,758	1,942	1,803	1,724	1,913
福島	2					2
	2,415					2,415
	1,208					1,208
北海道	809	108	30	74	71	115
	1,362,597	172,179	21,924	108,360	128,268	192,192
	1,684	1,594	731	1,464	1,807	1,671
青森	3,254	301	239	128	174	186
	6,420,560	468,443	383,776	245,753	286,178	436,225
	1,973	1,556	1,606	1,920	1,645	2,345

9月	10月	11月	12月	1月	2月	3月
56	364	262	92	32	238	34
120,204	243,380	227,724	247,716	72,492	167,622	105,525
2,147	669	869	2,693	2,265	704	3,104
17	26	20	32	4	14	16
151,200	126,294	151,200	241,920	30,240	120,960	120,960
8,894	4,857	7,560	7,560	7,560	8,640	7,560
1,093	1,146	1,523	1,782	1,147	1,015	1,313
2,341,777	2,069,213	2,281,660	3,462,582	1,869,448	2,436,947	2,654,483
2,143	1,806	1,498	1,943	1,630	2,401	2,022
346	429	382	787	450	439	741
613,623	686,209	598,357	1,479,766	695,887	869,831	1,135,250
1,773	1,600	1,566	1,880	1,546	1,981	1,532
1,239	1,538	2,259	3,619	1,327	1,476	2,128
1,721,686	2,045,332	2,682,877	5,071,963	1,806,565	2,063,190	2,526,633
1,390	1,330	1,188	1,401	1,361	1,398	1,187
	6	5	5			5
	17,640	34,440	17,850			17,850
	2,940	6,888	3,570			3,570
98	66	124	226	64	84	118
101,514	69,930	132,972	460,446	70,560	90,468	135,356
1,036	1,060	1,072	2,037	1,103	1,077	1,147
7	11	20	5	5	5	10
14,574	17,283	30,366	7,308	7,308	7,308	14,364
2,082	1,571	1,518	1,462	1,462	1,462	1,436
41	30	65	563	75	218	42
76,839	84,231	123,102	607,005	111,132	328,734	95,634
1,874	2,808	1,894	1,078	1,482	1,508	2,277
2		2	4	1	5	5
17,640		58,800	92,820	29,400	105,672	76,734
8,820		29,400	23,205	29,400	21,134	15,347
		20	5			
		117,600	28,875			
		5,880	5,775			
196	188	106	201	89	111	120
271,228	285,259	184,989	256,641	171,969	157,458	197,190
1,384	1,517	1,745	1,277	1,932	1,419	1,643
8	5	5		5		
9,576	9,576	9,576		9,576		
1,197	1,915	1,915		1,915		
				5	10	
				0	0	
				0	0	
	12	2		3		6
	17,010	17,010		17,010		17,010
	1,418	8,505		5,670		2,835
45	59	24	39	17	16	11
69,011	103,466	71,058	67,142	54,442	34,671	45,622
1,534	1,754	2,961	1,722	3,202	2,167	4,147
12	8	4			9	8
28,613	12,432	10,920			10,920	15,960
2,384	1,554	2,730			1,213	1,995
			1			
			17,588			
			17,588			
1,175	1,376	1,522	2,433	1,492	1,243	1,788
2,096,706	2,860,927	3,131,650	5,061,006	2,800,777	2,358,687	3,893,627
1,784	2,079	2,058	2,080	1,877	1,898	2,178
129	78	65	69	11	53	6
155,925	142,128	120,561	143,934	54,390	93,167	29,569
1,209	1,822	1,855	2,086	4,945	1,758	4,928
143	229	290	552	312	253	447
325,554	443,363	606,533	1,186,345	626,211	519,384	892,795
2,277	1,936	2,091	2,149	2,007	2,053	1,997

種別・出荷地	計	4月	5月	6月	7月	8月
干珍味	2,883	362	327	391	198	336
宮城	4,565,786	459,413	483,873	569,727	303,805	399,604
	1,584	1,269	1,480	1,457	1,534	1,189
秋田	3					
	18,900					
	6,300					
茨城	387	9	30	10	26	77
	564,270	15,750	31,815	10,710	46,935	91,140
	1,458	1,750	1,061	1,071	1,805	1,184
栃木	1					
	0					
	0					
群馬	3			3		
	6,300			6,300		
	2,100			2,100		
埼玉	891	135	252	288	196	10
	2,318,123	344,165	710,073	717,885	486,675	26,250
	2,602	2,549	2,818	2,493	2,483	2,625
千葉	15					
	46,200					
	3,080					
東京	2,803	227	112	151	273	144
	3,952,896	270,732	168,189	149,216	258,395	230,250
	1,410	1,193	1,502	988	947	1,599
新潟	1,255	91	72	150	163	258
	1,553,097	119,070	61,215	127,575	160,860	233,625
	1,238	1,308	850	851	987	906
石川	250	68	48	8	8	
	366,870	203,490	83,580	15,750	15,750	
	1,467	2,993	1,741	1,969	1,969	
福井	83	11	1			1
	316,260	46,620	11,340			11,340
	3,810	4,238	11,340			11,340
静岡	1,238	64	81	45	53	127
	3,862,722	204,855	229,951	171,203	183,225	361,977
	3,120	3,201	2,839	3,805	3,457	2,850
愛知	2,723	16	16	20	30	377
	6,402,365	24,192	24,192	36,288	48,384	903,336
	2,351	1,512	1,512	1,814	1,613	2,396
三重	14	1		1		
	27,720	4,620		4,200		
	1,980	4,620		4,200		
兵庫	347	13	13	14	32	16
	1,562,922	157,878	160,965	130,473	234,675	268,380
	4,504	12,144	12,382	9,320	7,334	16,774
島根	58					
	129,843					
	2,239					
岡山	706	94	76	46	86	30
	1,250,991	146,118	148,428	102,270	114,240	54,810
	1,772	1,554	1,953	2,223	1,328	1,827
広島	418				8	
	485,343				5,250	
	1,161				656	
山口	5					
	11,340					
	2,268					
愛媛	4					
	12,600					
	3,150					
たご類	13,488	347	431	399	301	318
合計	15,801,810	337,055	418,486	383,834	372,314	437,142
平均単価	1,172	971	971	962	1,237	1,375
福島	8,974	307	405	371	213	290
	9,590,777	292,950	389,813	350,910	267,855	406,266
	1,069	954	963	946	1,258	1,401

9月	10月	11月	12月	1月	2月	3月
320	286	249	151	153	66	44
410,414	473,088	473,042	471,950	193,511	162,512	164,847
1,283	1,654	1,900	3,125	1,265	2,462	3,747
				3		
				18,900		
				6,300		
59	20	56	52	16	8	24
83,790	48,195	74,970	91,455	26,670	10,710	32,130
1,420	2,410	1,339	1,759	1,667	1,339	1,339
			1			
			0			
			0			
	10					
	33,075					
	3,308					
	5				5	5
	0				22,575	23,625
	0				4,515	4,725
124	131	285	517	199	184	456
180,233	272,781	382,800	700,308	333,253	237,482	769,257
1,453	2,082	1,343	1,355	1,675	1,291	1,687
73	98	55	107	50	83	55
92,190	152,670	123,060	210,882	51,870	119,070	101,010
1,263	1,558	2,237	1,971	1,037	1,435	1,837
	10			8	100	
	15,750			16,275	16,275	
	1,575			2,034	163	
	10	20	10	10	10	10
	35,280	70,560	35,280	35,280	35,280	35,280
	3,528	3,528	3,528	3,528	3,528	3,528
96	94	91	127	139	133	188
299,303	277,799	294,809	392,805	448,182	430,542	568,071
3,118	2,955	3,240	3,093	3,224	3,237	3,022
194	336	325	633	183	177	416
454,272	765,828	804,531	1,502,865	438,606	415,044	984,827
2,342	2,279	2,475	2,374	2,397	2,345	2,367
						12
						18,900
						1,575
3	15	20	75	49	76	21
48,510	104,370	61,504	124,321	106,785	125,370	39,691
16,170	6,958	3,075	1,658	2,179	1,650	1,890
				6	30	22
				14,490	53,046	62,307
				2,415	1,768	2,832
34	54	66	100	28	36	56
46,515	96,600	119,280	145,530	78,540	74,760	123,900
1,368	1,789	1,807	1,455	2,805	2,077	2,213
			34	325	29	22
			43,991	357,814	43,470	34,818
			1,294	1,101	1,499	1,583
			5			
			11,340			
			2,268			
						4
						12,600
						3,150
273	376	488	8,915	527	239	874
444,241	305,979	501,437	11,317,516	384,124	223,221	676,461
1,627	814	1,028	1,269	729	934	774
260	359	390	4,917	455	210	797
431,008	285,999	340,935	5,832,743	278,061	161,742	552,495
1,658	797	874	1,186	611	770	693

種別・出荷地	計	4月	5月	6月	7月	8月
たこ類	129					
北海道	228,039					
	1,768					
青森	1,500					
	1,225,088					
	817					
宮城	2,270					
	3,786,678					
	1,668					
茨城	490	40	26	23	28	28
	763,013	44,105	28,673	25,364	29,804	30,876
	1,557	1,103	1,103	1,103	1,064	1,103
群馬	30				30	
	16,380				16,380	
	546				546	
千葉	90				30	
	184,275				58,275	
	2,048				1,943	
愛知	5			5		
	7,560			7,560		
	1,512			1,512		
塩から	101,989	7,465	5,601	6,808	6,444	14,252
合計	90,505,875	6,805,350	5,655,915	6,798,858	6,949,890	7,464,913
平均単価	887	912	1,010	999	1,079	524
福島	1,307		22	357	188	27
	847,099		18,648	257,586	243,411	34,398
	648		848	722	1,295	1,274
北海道	34,136	2,815	2,525	2,356	2,068	9,865
	23,851,659	2,660,522	2,478,168	2,340,618	2,060,289	2,321,933
	699	945	981	993	996	235
青森	16,128	1,322	1,056	1,761	1,791	2,054
	16,603,381	1,333,382	1,009,176	1,850,499	1,844,128	2,167,112
	1,029	1,009	956	1,051	1,030	1,055
岩手	269	16	14	14	27	34
	952,456	65,520	65,520	43,680	98,280	107,836
	3,541	4,095	4,680	3,120	3,640	3,172
宮城	30,092	261	352	304	352	625
	27,113,307	201,841	324,305	264,469	308,809	862,691
	901	773	921	870	877	1,380
茨城	794		37	52	93	56
	780,655		65,583	76,167	120,677	81,396
	983		1,773	1,465	1,298	1,454
栃木	5					
	7,088					
	1,418					
千葉	12	5		3	2	2
	16,128	6,426		3,213	3,213	3,276
	1,344	1,285		1,071	1,607	1,638
東京	10,689	2,266	897	1,222	874	776
	7,736,824	1,390,862	668,033	852,173	719,646	670,985
	724	614	745	697	823	865
神奈川	3,357	368	296	244	307	320
	6,809,834	711,845	604,224	563,634	644,783	674,263
	2,029	1,934	2,041	2,310	2,100	2,107
新潟	216	8	25	3	3	3
	246,719	7,560	9,188	5,355	5,355	5,355
	1,142	945	368	1,785	1,785	1,785
静岡	4,755	404	367	486	733	469
	5,186,497	427,392	393,246	531,552	891,387	501,564
	1,091	1,058	1,072	1,094	1,216	1,069
兵庫	208		10	6	6	12
	327,138		19,824	9,912	9,912	19,824
	1,573		1,982	1,652	1,652	1,652
香川	21					9
	27,090					14,280
	1,290					1,587

9月	10月	11月	12月	1月	2月	3月
		5 16,170 3,234	104 183,519 1,765	20 28,350 1,418		
			1,480 1,199,888 811			20 25,200 1,260
1 0 0			2,256 3,767,148 1,670	5 7,350 1,470		8 12,180 1,523
12 13,233 1,103	17 19,980 1,175	63 81,332 1,291	134 283,818 2,118	41 57,763 1,409	29 61,479 2,120	49 86,586 1,767
		30 63,000 2,100	24 50,400 2,100	6 12,600 2,100		
5,900 6,087,202 1,032	8,652 8,045,564 930	8,894 8,385,533 943	11,918 10,881,650 913	7,428 6,539,983 880	9,708 8,223,601 847	8,919 8,667,416 972
120 44,100 368	40 14,700 368	217 105,746 487	45 16,968 377	70 29,033 415	100 23,835 238	121 58,674 485
2,247 2,102,772 936	2,856 2,132,403 747	1,533 1,322,559 863	1,915 1,621,295 847	982 916,965 934	3,919 2,758,518 704	1,055 1,135,617 1,076
1,708 1,752,083 1,026	1,625 1,762,140 1,084	1,138 1,168,860 1,027	1,415 1,279,518 904	551 639,471 1,161	758 790,763 1,043	949 1,006,249 1,060
26 73,143 2,813	25 89,607 3,584	24 72,450 3,019	34 123,060 3,619	20 64,470 3,224	13 54,600 4,200	22 94,290 4,286
363 441,761 1,217	2,746 2,529,993 921	4,722 4,088,376 866	6,019 5,993,927 996	5,016 3,887,063 775	3,650 3,260,011 893	5,682 4,950,061 871
50 36,131 723	40 55,188 1,380	39 49,266 1,263	52 63,126 1,214	24 27,972 1,166	331 184,107 556	20 21,042 1,052
	5 7,088 1,418					
720 653,469 908	731 616,183 843	522 512,600 982	1,539 470,505 306	350 350,148 1,000	371 395,304 1,066	421 436,916 1,038
284 557,905 1,964	237 458,288 1,934	235 557,770 2,373	417 779,746 1,870	181 373,533 2,064	197 348,622 1,770	271 535,221 1,975
20 34,860 1,743		40 43,680 1,092	52 60,900 1,171	3 5,355 1,785	32 34,860 1,089	27 34,251 1,269
356 383,418 1,077	335 360,150 1,075	377 404,712 1,074	382 397,971 1,042	225 236,061 1,049	312 333,333 1,068	309 325,711 1,054
	12 19,824 1,652	47 59,514 1,266	42 69,384 1,652	6 9,912 1,652	25 39,648 1,586	42 69,384 1,652
6 7,560 1,260			6 5,250 875			

種別・出荷地	計	4月	5月	6月	7月	8月
昆布・わかめ	145,628	13,911	11,194	13,620	16,307	11,145
合計	115,658,212	9,898,710	8,526,771	12,744,732	15,964,343	8,909,122
平均単価	794	712	762	936	979	799
福島	50,935 33,111,816	2,905 1,745,944	3,577 2,128,424	4,789 2,854,113	4,522 2,678,992	4,539 2,778,732
	650	601	595	596	592	612
北海道	2,660 6,901,071	121 332,955	123 322,245	167 483,789	129 314,748	199 471,242
	2,594	2,752	2,620	2,897	2,440	2,368
青森	331 1,096,847	32 41,560	40 148,890	24 100,485	13 68,040	14 42,788
	3,314	1,299	3,722	4,187	5,234	3,056
岩手	696 1,011,944	54 26,460	54 28,350	76 59,535	3 1,575	105 201,600
	1,454	490	525	783	525	1,920
宮城	31,172 27,644,641	2,000 1,705,963	2,711 2,760,471	3,035 4,386,324	6,514 8,966,461	1,197 1,232,323
	887	853	1,018	1,445	1,376	1,030
秋田	30 88,200					
	2,940					
茨城	7,545 9,075,469	2,835 3,291,750	795 992,251	1,995 2,443,298	1,155 1,416,399	720 893,813
	1,203	1,161	1,248	1,225	1,226	1,241
栃木	361 414,908	104 150,045	54 60,627	56 39,228	42 34,703	33 27,405
	1,149	1,443	1,123	701	826	830
群馬	13,175 12,113,824	35 68,775	241 323,820	552 551,019	658 499,614	1,516 1,453,681
	919	1,965	1,344	998	759	959
埼玉	3,973 1,254,657	60 51,282	466 121,212	514 160,157	657 181,556	432 130,536
	316	855	260	312	276	302
千葉	212 136,038	16 15,267	14 14,700	3 5,334	1 5,334	
	642	954	1,050	1,778	5,334	
東京	7,489 4,043,843	50 70,980	73 69,300	49 125,213	92 185,535	51 97,335
	540	1,420	949	2,555	2,017	1,909
新潟	32 150,822	5 6,237		3 16,065	3 16,065	3 16,065
	4,713	1,247		5,355	5,355	5,355
富山	420 740,576					
	1,763					
石川	473 911,056	38 86,709	58 90,364	43 88,497	43 82,354	62 110,939
	1,926	2,282	1,558	2,058	1,915	1,789
福井	6 17,010			6 17,010		
	2,835			2,835		
静岡	1,668 1,838,971	210 220,185	78 81,900	168 175,140	189 203,175	178 187,635
	1,103	1,049	1,050	1,043	1,075	1,054
愛知	19,701 4,418,484	4,820 720,794	2,529 539,123	1,759 368,865	1,940 439,215	1,721 387,319
	224	150	213	210	226	225
三重	609 1,889,528	23 87,570	70 168,735	50 154,980	68 182,070	58 199,815
	3,103	3,807	2,411	3,100	2,678	3,445
兵庫	3,480 7,939,712	497 1,117,474	265 608,739	266 626,430	247 646,087	250 574,364
	2,282	2,248	2,297	2,355	2,616	2,297
島根	9 23,625					
	2,625					

9月	10月	11月	12月	1月	2月	3月
9,868; 6,850,662; 694;	9,500 7,498,330 789	10,122 9,374,733 926	14,912 15,597,960 1,046	8,166; 5,538,829; 678;	15,344; 6,844,742; 446;	11,539 7,909,278 685
4,755; 3,115,992; 655;	4,881 3,179,839 651	4,104 2,904,092 708	4,926 3,922,296 796	3,541; 2,334,035; 659;	4,239; 2,715,209; 641;	4,157 2,754,148 663
120; 251,077; 2,092;	230 535,206 2,327	392 1,027,993 2,622	728 2,025,767 2,783	99; 234,885; 2,373;	127; 332,325; 2,617;	225 568,839 2,528
8; 27,564; 3,446;	63 258,461 4,103	52 130,389 2,507	35 124,761 3,565	10; 32,130; 3,213;	6; 24,780; 4,130;	34 96,999 2,853
79; 153,720; 1,946;	88 152,303 1,731	42 74,971 1,785	24 33,863 1,411	30; 58,276; 1,943;	69; 119,702; 1,735;	72 101,589 1,411
1,588; 940,344; 592;	1,049 733,115 699	1,976 1,368,903 693	3,676 2,070,494 563	1,798; 864,288; 481;	2,310; 985,064; 426;	3,318 1,630,891 492
			30; 88,200; 2,940;			
15; 12,600; 840;	30 25,358 845					
40; 31,920; 798;	9 13,650 1,517	4 10,920 2,730	7 19,110 2,730	3; 8,190; 2,730;	2; 5,460; 2,730;	7 13,650 1,950
989; 653,580; 661;	1,215 1,098,309 904	1,681 2,173,350 1,293	1,916 2,758,726 1,440	1,059; 613,736; 580;	1,496; 916,756; 613;	1,817 1,002,458 552
274; 102,186; 373;	266 93,828 353	189 71,117 376	264 91,665 347	376; 105,210; 280;	253; 75,222; 297;	222 70,686 318
	10 5,334 533	28 15,393 550	75 40,005 533	20; 10,668; 533;		45 24,003 533
40; 94,500; 2,363;	75 112,644 1,502	112 211,880 1,892	1,000 2,004,534 2,005	118; 148,899; 1,262;	5,657; 665,248; 118;	172 257,775 1,499
	3 16,065 5,355	3 16,065 5,355	6 32,130 5,355		3; 16,065; 5,355;	3 16,065 5,355
		35 24,150 690	385 716,426 1,861			
22; 59,197; 2,691;	39 76,340 1,957	48 95,432 1,988	33 69,985 2,121	42; 71,405; 1,700;	21; 25,888; 1,233;	24 53,946 2,248
228; 276,571; 1,213;	156 192,675 1,235	105 120,435 1,147	142 155,190 1,093	78; 81,270; 1,042;	70; 74,025; 1,058;	66 70,770 1,072
1,351; 326,288; 242;	1,058 304,584 288	962 288,638 300	1,118 362,695 324	658; 186,241; 283;	808; 235,317; 291;	977 259,405 266
68; 199,185; 2,929;	19 72,660 3,824	43 144,585 3,362	110 303,030 2,755	40; 129,045; 3,226;	18; 75,810; 4,212;	42 172,043 4,096
237; 547,768; 2,311;	251 568,949 2,267	316 638,040 2,019	341 703,063 2,062	278; 638,921; 2,298;	227; 525,371; 2,314;	305 744,506 2,441
						9 23,625 2,625

種別・出荷地	計	4月	5月	6月	7月	8月
昆布・わかめ	60		6	6		12
広島	94,500 1,575		9,450 1,575	9,450 1,575		18,900 1,575
山口	1 0 0					1 0 0
香川	5 10,710 2,142					5 10,710 2,142
福岡	305 567,840 1,862	96 153,090 1,595	30 52,500 1,750	39 68,250 1,750	21 36,750 1,750	39 68,250 1,750
熊本	280 162,120 579	10 5,670 567	10 5,670 567	20 11,550 578	10 5,670 567	10 5,670 567
ハム・ソーセージ	485		4		101	32
合計	414,691		7,980		116,277	33,054
平均単価	855		1,995		1,151	1,033
福島	328 322,350 983		4 7,980 1,995		101 116,277 1,151	32 33,054 1,033
宮城	157 92,341 588					
その他	193,386	15,215	18,751	18,852	13,190	12,761
合計	156,958,845	11,276,367	11,080,470	12,041,513	18,034,564	14,311,018
平均単価	812	741	591	639	1,367	1,121
福島	4,842 4,755,574 982	513 776,726 1,514	406 445,594 1,098	1,611 457,635 284	138 237,111 1,718	143 235,631 1,648
北海道	2,378 4,206,249 1,769	205 206,745 1,009	96 102,228 1,065	373 542,619 1,455	287 685,398 2,388	225 418,383 1,859
青森	4,995 6,642,765 1,330	385 514,448 1,336	449 666,176 1,484	568 777,653 1,369	541 714,249 1,320	459 576,412 1,256
岩手	1,207 16,684,963 13,823	34 445,032 13,089	63 851,739 13,520	72 1,011,780 14,053	210 2,798,860 13,328	176 2,476,656 14,072
宮城	125,863 84,551,595 672	10,883 7,212,731 663	14,229 6,525,639 459	12,520 6,539,376 522	7,885 10,096,454 1,280	7,144 7,295,462 1,021
秋田	150 147,861 986					
山形	14,166 2,971,027 210	1,178 307,126 261	1,255 260,926 208	1,482 270,103 182	1,311 252,107 192	1,447 254,458 176
茨城	2,035 3,281,010 1,612		88 100,359 1,140	69 155,422 2,252	121 201,369 1,664	137 245,235 1,790
栃木	329 465,880 1,416	7 9,677 1,382	26 38,937 1,498	39 63,157 1,619	42 66,396 1,581	32 48,254 1,508
千葉	15,585 10,619,731 681	428 256,133 598	653 518,049 793	605 675,864 1,117	871 756,882 869	1,581 1,059,471 670
東京	4,432 6,297,885 1,421	266 309,785 1,165	337 453,498 1,346	363 443,669 1,222	341 805,016 2,361	283 503,032 1,777
神奈川	384 428,527 1,116	3 4,253 1,418	34 30,996 912	13 19,152 1,473	62 80,640 1,301	14 22,680 1,620
新潟	8,245 8,026,443 973	747 692,613 927	546 557,076 1,020	545 574,566 1,054	665 626,145 942	572 582,949 1,019

9月	10月	11月	12月	1月	2月	3月
6; 9,450; 1,575;	6 9,450 1,575		12 18,900 1,575		6; 9,450; 1,575;	6 9,450 1,575
18; 31,500; 1,750;	12 26,250 2,188	20 52,500 2,625	4 10,500 2,625	6 15,750 2,625	12 31,500 2,625	8 21,000 2,625
30; 17,220; 574;	40 23,310 583	10 5,880 588	80 46,620 583	10 5,880 588	20 11,550 578	30 17,430 581
115; 84,924; 738;	18 17,388 966	37 31,563 853	36 39,144 1,087	16 11,592 725	16 13,524 845	110 59,245 539
30; 38,304; 1,277;	18 17,388 966	37 31,563 853	36 39,144 1,087	16 11,592 725	16 13,524 845	38 13,524 356
85; 46,620; 548;						72 45,721 635
15,171; 12,245,325; 807;	16,977; 12,362,029 728	14,884; 12,738,746 856	19,134; 18,570,854 971	15,554; 10,497,215 675	14,883; 10,567,828 710	18,014; 13,232,916 735
138; 351,936; 2,550;	489 528,466 1,081	376 515,734 1,372	199 282,555 1,420	211 353,176 1,674	256 238,046 930	362 332,964 920
232; 289,664; 1,249;	410 703,836 1,717	77 238,656 3,099	220 529,242 2,406	17 48,888 2,876	143 234,108 1,637	93 206,482 2,220
213; 299,220; 1,405;	217 314,015 1,447	359 493,822 1,376	522 691,462 1,325	365 445,112 1,219	430 536,454 1,248	487 613,742 1,260
136; 1,897,560; 13,953;	33 463,680 14,051	64 897,120 14,018	251 3,480,288 13,866	18 254,520 14,140	46 651,168 14,156	104 1,456,560 14,005
10,401; 6,799,477; 654;	11,403; 7,159,982 628	9,231; 6,954,052 753	12,110; 8,305,003 686	10,726; 6,261,113 584	9,003; 5,265,650 585	10,328; 6,136,656 594
	110 104,328 948	18 23,436 1,302	6 5,481 914	10 9,135 914	6 5,481 914	
1,297; 220,290; 170;	1,165 214,776 184	1,171 228,501 195	771 213,807 277	1,212 291,338 240	1,063 259,666 244	814 197,929 243
196; 285,115; 1,455;	198 282,123 1,425	429 496,849 1,158	237 431,730 1,822	128 284,296 2,221	180 308,530 1,714	252 489,982 1,944
17; 26,936; 1,584;	30 42,235 1,408	24 24,615 1,026	10 10,701 1,070	19 31,452 1,655	53 61,721 1,165	30 41,799 1,393
1,349; 787,878; 584;	1,450 922,425 636	1,541 1,005,612 653	2,111 1,508,247 714	1,433 992,187 692	1,496 883,418 591	2,067 1,253,565 606
246; 339,888; 1,382;	427 643,905 1,508	499 743,958 1,491	867 969,560 1,118	283 393,246 1,390	296 351,078 1,186	224 341,250 1,523
20; 39,155; 1,958;	20 14,112 706	37 49,140 1,328	151 145,656 965	29 21,168 730		1 1,575 1,575
597; 538,579; 902;	737 645,964 876	771 726,347 942	808 1,010,729 1,251	718 657,690 916	693 675,847 975	846 737,938 872

種別・出荷地	計	4月	5月	6月	7月	8月
その他	4					
石川	20,160 5,040					
福井	218 283,500 1,300			30 68,040 2,268	16 22,680 1,418	16 22,680 1,418
山梨	0 3,885 0					
静岡	2,581 2,410,685 934	69 69,972 1,014	48 30,135 628	106 76,161 719	345 298,935 866	129 73,238 568
愛知	2,025 2,305,578 1,139	178 205,317 1,153	264 272,349 1,032	249 215,964 867	256 288,162 1,126	176 279,647 1,589
兵庫	249 347,550 1,396	100 110,250 1,103	50 57,750 1,155		14 13,440 960	12 56,280 4,690
鳥取	1,401 1,488,869 1,063	109 116,865 1,072	117 130,536 1,116	107 115,702 1,081	85 90,720 1,067	115 125,374 1,090
山口	2,270 901,298 397	110 38,694 352	70 24,623 352	100 34,650 347		100 35,176 352
長崎	27 117,810 4,363		20 13,860 693			

9月	10月	11月	12月	1月	2月	3月
				4: 20,160: 5,040:		
8: 11,340: 1,418:	36: 34,020: 945:	40: 22,680: 567:	40: 56,700: 1,418:	8: 11,340: 1,418:	20: 28,350: 1,418:	4 5,670 1,418
					0: 3,885: 0:	
79: 60,061: 760:	62: 34,398: 555:	113: 96,233: 852:	435: 444,677: 1,022:	105: 100,170: 954:	636: 682,344: 1,073:	454 444,361 979
70: 127,964: 1,828:	58: 107,730: 1,857:	95: 167,937: 1,768:	245: 230,244: 940:	125: 120,288: 962:	140: 131,216: 937:	169 158,760 939
			17: 32,760: 1,927:	50: 68,250: 1,365:	6: 8,820: 1,470:	
99: 90,720: 916:	127: 113,778: 896:	35: 37,800: 1,080:	128: 136,080: 1,063:	87: 90,720: 1,043:	131: 141,120: 1,077:	261 299,454 1,147
73: 79,542: 1,090:	5: 32,256: 6,451:	4: 16,254: 4,064:	3: 16,632: 5,544:	2: 8,316: 4,158:	285: 100,926: 354:	1,518 514,229 339
			3: 69,300: 23,100:	4: 34,650: 8,663:		

市の鳥 **かもめ**
(平成8年10月1日制定)



市制施行 30 周年を記念して制定されました。
かもめは身近な海鳥として、ひろく一般に知られています。
本市には約 60 キロメートルにわたる美しい海岸線があり、市のイメージに最もふさわしい鳥です。