

# 水産物部



# 1. 平成 22 年度 概 況

## 1. 総 取 扱 高

本年度は、海水温度の異常上昇に伴い漁場が変化したことによる水揚げ量の減少や、東日本大震災に伴う諸々の影響により、総取扱数量は 18,020,118 kg で前年度対比 90.7%、総取扱金額は 14,070,013,038 円で前年度対比 92.8%となった。

一ヶ月平均取扱数量は 1,501,677 kg で、最高は 12 月の 1,938,477 kg、最低は 3 月の 719,360 kg であった。

本年度の開市日数は 273 日であり、一日平均取扱数量は 66,008 kg、最高は 12 月 29 日の 150,245 kg で、最低は 3 月 18 日の 1,344 kg であった。また、一日平均取扱金額は 51,538,509 円で、最高は 12 月 29 日の 149,063,510 円、最低は 3 月 18 日の 901,950 円であった。

種別取扱数量では、鮮魚は 8,946,226 kg で前年度対比 92.1%、冷凍魚は 4,332,356 kg で前年度対比 88.4%、塩干・加工品は 4,741,536 kg で前年度対比 90.4%となっている。

また、種別取扱金額では、鮮魚は 6,278,323,720 円で前年度対比 92.3%、冷凍魚は 3,387,388,025 円で前年度対比 95.9%、塩干・加工品は 4,404,301,293 円で前年度対比 91.1%となっている。

## 2. 出荷地別取扱状況

順位	取扱数量		取扱金額	
	出荷地	割合	出荷地	割合
1	宮 城	24.3	宮 城	21.7
2	福 島	19.4	福 島	18.1
3	東 京	11.6	東 京	15.2
4	千 葉	10.4	千 葉	9.5
5	青 森	6.2	北 海 道	6.9
6	北 海 道	5.3	青 森	4.9
7	茨 城	4.2	茨 城	4.2
8	岩 手	3.3	静 岡	3.1
9	静 岡	2.0	岩 手	2.0
10	新 潟	1.7	沖 縄	1.4
11	愛 知	1.2	新 潟	1.4
12	沖 縄	0.9	愛 知	1.1
13	愛 媛	0.9	福 岡	1.0
14	神 奈 川	0.8	愛 媛	1.0
15	群 馬	0.8	兵 庫	0.9
	計	93.0	計	92.4

## 3. kg当たりの平均単価

本年度の総平均価格は 781 円で前年度対比 102.2%、種別にみると鮮魚は 702 円で前年度対比 100.3%、冷凍魚は 782 円で前年度対比 108.5%、塩干・加工品は 929 円で前年度対比 100.8%となっている。

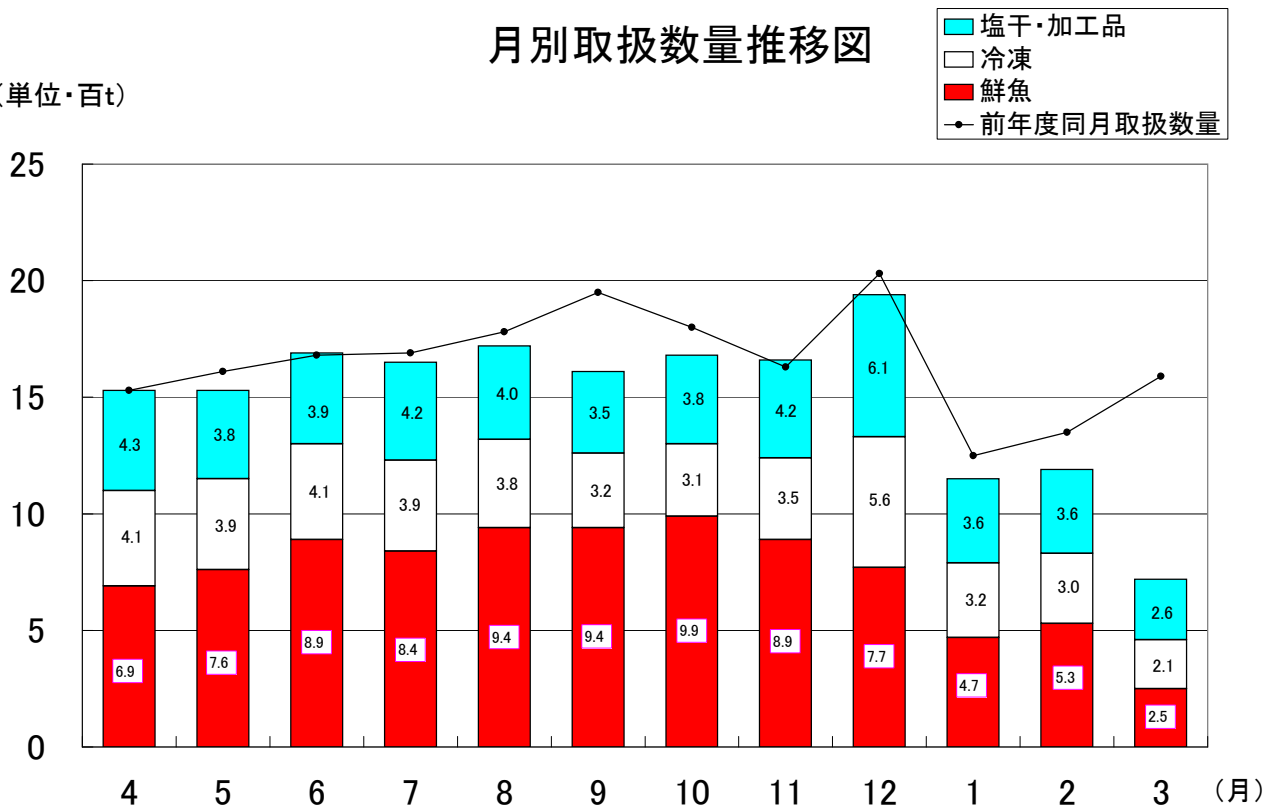
## 2. 取 扱

(1)総括表

区 分	総 計	4 月	5 月	6 月	7 月	8 月
開市日数	273 日	23 日	22 日	22 日	23 日	23 日
総 計	18,020,118	1,528,850	1,527,945	1,679,045	1,639,933	1,710,171
	14,070,013,038	1,193,648,057	1,177,955,229	1,154,090,554	1,263,365,499	1,325,831,438
一日平均取扱高	66,008	66,472	69,452	76,320	71,301	74,355
	51,538,509	51,897,742	53,543,420	52,458,662	54,928,935	57,644,845
平均単価	781	781	771	687	770	775
鮮 魚	8,946,226	692,502	763,074	887,311	835,811	937,518
	6,278,323,720	533,335,221	574,223,004	547,236,025	547,330,359	623,068,880
平均単価	702	770	753	617	655	665
冷 凍	4,332,356	407,678	385,767	405,387	385,781	375,818
	3,387,388,025	278,253,133	270,004,297	262,616,564	335,574,754	317,250,156
平均単価	782	683	700	648	870	844
塩干・加工品	4,741,536	428,670	379,104	386,347	418,341	396,835
	4,404,301,293	382,059,703	333,727,928	344,237,965	380,460,386	385,512,402
平均単価	929	891	880	891	909	971

### 月別取扱数量推移図

(単位・百t)



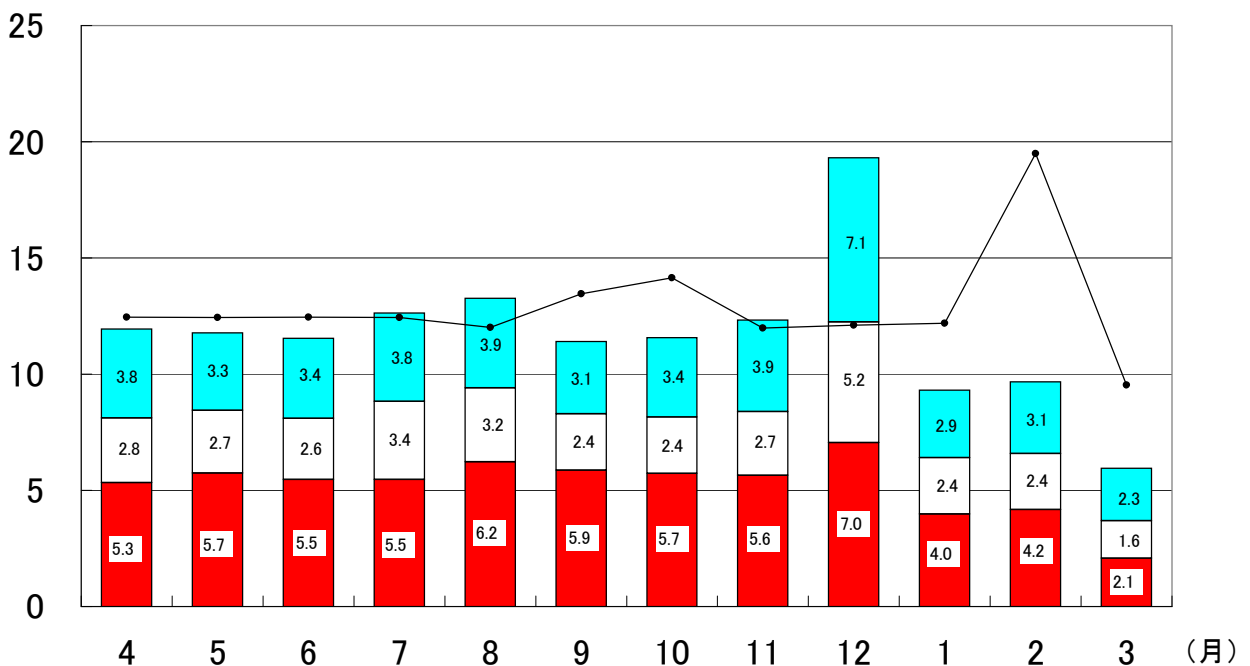
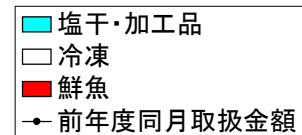
# 概 況

単位 上段：数量 = kg  
下段：金額 = 円

9 月	10 月	11 月	12 月	1 月	2 月	3 月
23 日	23 日	23 日	25 日	21 日	22 日	23 日
1,604,840	1,677,057	1,660,509	1,938,477	1,146,514	1,187,417	719,360
1,140,182,729	1,157,659,000	1,232,532,424	1,930,649,393	931,457,927	967,338,434	595,302,354
69,776	72,916	72,196	77,539	54,596	53,974	31,277
49,573,162	50,333,000	53,588,366	77,225,976	44,355,139	43,969,929	25,882,711
710	690	742	996	812	815	828
935,816	990,713	892,675	765,064	466,470	525,728	253,544
586,675,512	572,721,609	564,831,059	704,935,432	398,268,671	417,026,841	208,671,107
627	578	633	921	854	793	823
321,043	309,793	351,434	562,486	319,967	298,148	209,054
243,186,836	242,047,648	274,672,655	519,605,272	242,560,318	241,171,654	160,444,738
757	781	782	924	758	809	767
347,981	376,551	416,400	610,927	360,077	363,541	256,762
310,320,381	342,889,743	393,028,710	706,108,689	290,628,938	309,139,939	226,186,509
892	911	944	1,156	807	850	881

## 月別取扱金額推移図

(単位・億円)



(2)県内・県外別取扱高表

区 分		総 計	4 月	5 月	6 月	7 月	8 月
鮮 魚	県内	2,138,967	105,933	113,900	341,973	310,688	260,240
		1,241,740,615	72,048,821	85,047,302	174,690,208	168,308,917	125,796,455
	県外	6,807,259	586,569	649,174	545,338	525,123	677,278
		5,036,583,105	461,286,400	489,175,702	372,545,817	379,021,442	497,272,425
冷 凍	県内	561,990	47,965	50,374	46,395	48,472	49,062
		497,347,664	37,181,289	41,763,587	34,281,629	44,171,496	53,542,150
	県外	3,770,366	359,713	335,393	358,992	337,309	326,756
		2,890,040,361	241,071,844	228,240,710	228,334,935	291,403,258	263,708,006
塩干・加工品	県内	800,933	71,733	65,965	67,687	61,394	61,039
		813,376,125	67,377,908	64,313,754	64,551,467	61,593,097	66,418,453
	県外	3,940,603	356,937	313,139	318,660	356,947	335,796
		3,590,925,168	314,681,795	269,414,174	279,686,498	318,867,289	319,093,949
総 計	県内	3,501,890	225,631	230,239	456,055	420,554	370,341
		2,552,464,404	176,608,018	191,124,643	273,523,304	274,073,510	245,757,058
	県外	14,518,228	1,303,219	1,297,706	1,222,990	1,219,379	1,339,830
		11,517,548,634	1,017,040,039	986,830,586	880,567,250	989,291,989	1,080,074,380
総合計	18,020,118	1,528,850	1,527,945	1,679,045	1,639,933	1,710,171	
	14,070,013,038	1,193,648,057	1,177,955,229	1,154,090,554	1,263,365,499	1,325,831,438	

(3)委託・買付別取扱高表

区 分		総 計	4 月	5 月	6 月	7 月	8 月
鮮 魚	委託	7,055,349	547,384	623,724	714,257	646,430	717,280
		4,416,967,061	383,021,249	418,186,706	392,453,397	376,107,052	422,803,863
	買付	1,890,877	145,118	139,350	173,054	189,381	220,238
		1,861,356,659	150,313,972	156,036,298	154,782,628	171,223,307	200,265,017
冷 凍	委託	44,918	3,777	3,043	3,454	2,786	4,394
		25,870,719	2,077,951	1,889,037	2,024,306	1,635,726	2,577,602
	買付	4,287,438	403,901	382,724	401,933	382,995	371,424
		3,361,517,306	276,175,182	268,115,260	260,592,258	333,939,028	314,672,554
塩干・加工品	委託	1,972,182	187,572	173,077	165,665	155,385	151,955
		1,460,257,744	141,218,940	124,711,099	119,320,006	117,098,170	118,435,772
	買付	2,769,354	241,098	206,027	220,682	262,956	244,880
		2,944,043,549	240,840,763	209,016,829	224,917,959	263,362,216	267,076,630
総 計	委託	9,072,449	738,733	799,844	883,376	804,601	873,629
		5,903,095,524	526,318,140	544,786,842	513,797,709	494,840,948	543,817,237
	買付	8,947,669	790,117	728,101	795,669	835,332	836,542
		8,166,917,514	667,329,917	633,168,387	640,292,845	768,524,551	782,014,201
総合計	18,020,118	1,528,850	1,527,945	1,679,045	1,639,933	1,710,171	
	14,070,013,038	1,193,648,057	1,177,955,229	1,154,090,554	1,263,365,499	1,325,831,438	

単位 上段：数量 = kg  
下段：金額 = 円

9 月	10 月	11 月	12 月	1 月	2 月	3 月
176,230	264,381	210,784	150,058	81,710	82,808	40,262
97,903,816	119,670,318	103,281,912	124,174,631	64,326,912	66,824,751	39,666,572
759,586	726,332	681,891	615,006	384,760	442,920	213,282
488,771,696	453,051,291	461,549,147	580,760,801	333,941,759	350,202,090	169,004,535
37,436	38,751	44,666	88,064	40,022	43,175	27,608
35,447,101	33,331,417	35,212,018	83,881,232	37,564,216	39,353,725	21,617,804
283,607	271,042	306,768	474,422	279,945	254,973	181,446
207,739,735	208,716,231	239,460,637	435,724,040	204,996,102	201,817,929	138,826,934
54,853	57,786	66,022	116,949	70,849	67,477	39,179
54,661,884	64,465,611	76,781,914	139,271,483	58,557,088	60,535,695	34,847,771
293,128	318,765	350,378	493,978	289,228	296,064	217,583
255,658,497	278,424,132	316,246,796	566,837,206	232,071,850	248,604,244	191,338,738
268,519	360,918	321,472	355,071	192,581	193,460	107,049
188,012,801	217,467,346	215,275,844	347,327,346	160,448,216	166,714,171	96,132,147
1,336,321	1,316,139	1,339,037	1,583,406	953,933	993,957	612,311
952,169,928	940,191,654	1,017,256,580	1,583,322,047	771,009,711	800,624,263	499,170,207
1,604,840	1,677,057	1,660,509	1,938,477	1,146,514	1,187,417	719,360
1,140,182,729	1,157,659,000	1,232,532,424	1,930,649,393	931,457,927	967,338,434	595,302,354

単位 上段：数量 = kg  
下段：金額 = 円

9 月	10 月	11 月	12 月	1 月	2 月	3 月
771,779	834,163	709,137	551,688	348,924	399,564	191,019
438,192,370	424,785,293	405,625,771	470,072,869	259,362,680	285,445,011	140,910,800
164,037	156,550	183,538	213,376	117,546	126,164	62,525
148,483,142	147,936,316	159,205,288	234,862,563	138,905,991	131,581,830	67,760,307
3,674	4,013	3,912	6,820	1,968	4,190	2,887
2,047,373	2,247,285	2,139,692	3,859,584	1,351,137	2,410,554	1,610,472
317,369	305,780	347,522	555,666	317,999	293,958	206,167
241,139,463	239,800,363	272,532,963	515,745,688	241,209,181	238,761,100	158,834,266
141,078	158,697	176,560	223,042	166,403	160,369	112,379
101,138,239	111,008,271	124,704,584	197,826,097	111,741,880	112,722,464	80,332,222
206,903	217,854	239,840	387,885	193,674	203,172	144,383
209,182,142	231,881,472	268,324,126	508,282,592	178,887,058	196,417,475	145,854,287
916,531	996,873	889,609	781,550	517,295	564,123	306,285
541,377,982	538,040,849	532,470,047	671,758,550	372,455,697	400,578,029	222,853,494
688,309	680,184	770,900	1,156,927	629,219	623,294	413,075
598,804,747	619,618,151	700,062,377	1,258,890,843	559,002,230	566,760,405	372,448,860
1,604,840	1,677,057	1,660,509	1,938,477	1,146,514	1,187,417	719,360
1,140,182,729	1,157,659,000	1,232,532,424	1,930,649,393	931,457,927	967,338,434	595,302,354

### 3 . 種 別 ・ 出 荷

種別 出荷地別	合計		鮮 魚		冷 凍		塩干・加工品	
	数 量	金 額	数 量	金 額	数 量	金 額	数 量	金 額
福島	3,501,892	2,552,464,404	2,138,967	1,241,740,615	561,992	497,347,664	800,933	813,376,125
北海道	952,510	973,711,877	601,434	582,682,632	136,791	115,218,497	214,285	275,810,748
青森	1,109,922	691,488,358	663,927	337,621,935	193,291	99,613,500	252,704	254,252,923
岩手	595,776	279,144,056	570,888	238,430,917	6,573	4,004,679	18,315	36,708,460
宮城	4,386,208	3,048,556,798	1,104,798	726,590,597	1,830,721	1,118,269,399	1,450,689	1,203,696,802
秋田	58,249	43,351,898	34,104	17,956,375	15,752	6,705,758	8,393	18,689,765
山形	83,084	35,485,288	19,060	12,139,357			64,024	23,345,931
茨城	751,677	585,044,978	241,908	166,652,938	125,400	157,117,958	384,369	261,274,082
栃木	16,491	7,978,430	861	1,849,890			15,630	6,128,540
群馬	140,300	90,105,894	2,979	6,408,942	18,910	22,703,363	118,411	60,993,589
埼玉	35,407	41,758,267	9,387	6,899,231	11,038	6,529,040	14,982	28,329,996
千葉	1,880,676	1,342,216,089	1,502,965	935,606,587	50,118	99,785,157	327,593	306,824,345
東京	2,093,510	2,136,022,001	641,643	855,456,626	1,144,379	878,201,211	307,488	402,364,164
神奈川	147,852	118,818,666	61,306	28,566,663	16,157	35,150,301	70,389	55,101,702
新潟	314,734	195,507,189	38,507	20,485,654	4,301	5,957,096	271,926	169,064,439
富山	47,332	23,926,146	44,409	19,571,271			2,923	4,354,875
石川	9,172	9,470,665	3,726	2,905,480	424	612,360	5,022	5,952,825
福井	14,443	10,553,881	3,657	2,582,486	35	58,800	10,751	7,912,595
山梨	2,098	3,431,443					2,098	3,431,443
長野	108	668,867			90	453,600	18	215,267
岐阜	9,016	11,729,336			8,702	11,219,487	314	509,849
静岡	353,971	440,573,130	121,286	100,317,494	108,970	200,700,789	123,715	139,554,847
愛知	218,204	151,539,325	88,826	57,415,613	1,295	929,230	128,083	93,194,482
三重	114,838	121,931,569	57,446	51,816,386	56,123	66,731,379	1,269	3,383,804
滋賀	3,331	1,933,270	390	490,195			2,941	1,443,075
京都	3,514	4,319,294	3,322	4,129,832	156	116,844	36	72,618
大阪	48,714	56,892,065	43,258	46,625,403	4,814	8,974,710	642	1,291,952
兵庫	112,181	132,765,347	55,559	63,153,561	8,905	10,638,739	47,717	58,973,047
奈良								
和歌山	6,037	7,801,608	2,032	841,105	2	2,100	4,003	6,958,403
鳥取	19,383	22,296,571	12,425	11,165,271	2,800	5,569,054	4,158	5,562,246
島根	18,961	16,416,786	18,742	16,058,310			219	358,476
岡山	6,529	6,979,079	108	224,595			6,421	6,754,484
広島	51,093	49,900,048	47,261	43,298,954	430	383,880	3,402	6,217,214
山口	54,741	64,472,930	35,567	43,855,275	19	26,915	19,155	20,590,740
徳島								
香川	8,964	15,514,478	1,369	2,730,835	6,003	10,386,065	1,592	2,397,578
愛媛	162,135	145,528,100	155,134	130,067,169	3,976	6,763,206	3,025	8,697,725
高知	18	31,238	18	31,238				
福岡	112,992	145,559,074	57,621	33,417,062	3,394	4,134,229	51,977	108,007,783



# 地 別 取 扱 高 表

単位：kg・円

種別 出荷地別	合計		鮮 魚		冷 凍		塩干・加工品	
	数 量	金 額	数 量	金 額	数 量	金 額	数 量	金 額
佐賀	34,271	24,244,587	34,271	24,244,587				
長崎	61,129	54,869,079	58,339	49,721,702	2,232	4,520,527	558	626,850
熊本	113,485	76,852,923	112,667	76,150,603			818	702,320
大分	56,978	32,395,019	56,458	31,261,016			520	1,134,003
宮崎	84,480	51,910,030	79,705	49,355,117	4,775	2,554,913		
鹿児島	57,717	48,299,056	57,689	48,257,875			28	41,181
沖縄	166,003	195,553,901	162,213	189,546,326	3,790	6,007,575		
総 計	18,020,126	14,070,013,038	8,946,232	6,278,323,720	4,332,358	3,387,388,025	4,741,536	4,404,301,293
平均単価		781		702		782		929

## 4. 品目別取扱高順位表

(鮮魚)

数量 順位	品 目	数量(Kg)	比率(%)	金額 順位	金 額	比率(%)	平均単価
1	か つ お	2,023,565	22.6	1	940,295,798	15.0	465
2	さ ん ま	1,077,176	12.0	3	410,406,605	6.5	381
3	め ば ち	729,048	8.1	2	838,531,805	13.4	1,150
4	い か 類	628,653	7.0	7	267,418,737	4.3	425
5	か れ い 類	401,198	4.5	6	280,023,218	4.5	698
6	は ま ち	395,172	4.4	5	308,504,338	4.9	781
7	た い	265,076	3.0	8	233,698,112	3.7	882
8	ま ぐ ろ	251,712	2.8	4	398,728,535	6.4	1,584
9	た こ 類	210,454	2.4	10	185,009,310	2.9	879
10	あ じ	206,430	2.3	14	117,589,908	1.9	570
11	あ さ り	171,836	1.9	15	113,726,982	1.8	662
12	い わ し	160,971	1.8	22	61,985,142	1.0	385
13	さ ば 類	147,472	1.6	26	45,438,168	0.7	308
14	ほ た て	142,581	1.6	17	105,008,548	1.7	736
15	あ ん こ う	140,122	1.6	13	119,864,303	1.9	855
16	さ け	139,446	1.6	18	104,739,359	1.7	751
17	し じ み	136,044	1.5	19	87,533,341	1.4	643
18	か に 類	134,157	1.5	11	166,026,589	2.6	1,238
19	か き	117,123	1.3	16	107,620,134	1.7	919
20	ほ っ き	115,013	1.3	25	52,199,531	0.8	454
21	き ち じ	98,723	1.1	12	146,449,113	2.3	1,483
22	た ら 類	86,683	1.0	28	38,166,722	0.6	440
23	わ か め	72,846	0.8	29	36,613,255	0.6	503
24	ど ん こ	63,073	0.7	31	19,218,537	0.3	305
25	ひ ら め	61,548	0.7	20	76,904,783	1.2	1,250
26	き わ だ	59,130	0.7	24	55,256,881	0.9	934
27	す ず き	49,922	0.6	30	29,316,067	0.5	587
28	う に 類	34,007	0.4	9	217,700,992	3.5	6,402
29	は ま ぐ り	28,796	0.3	32	18,799,983	0.3	653

## (鮮魚)

数量 順位	品 目	数量(K g)	比率(%)	金額 順位	金 額	比率(%)	平均単価
30	え び 類	28,748	0.3	23	59,324,705	0.9	2,064
31	こ ん ぶ	14,697	0.2	39	4,104,531	0.1	279
32	さ ざ え	14,219	0.2	33	13,393,155	0.2	942
33	ほ う ぼ う 類	13,907	0.2	34	7,139,783	0.1	513
34	あ わ び	11,996	0.1	21	69,485,182	1.1	5,792
35	か じ き 類	10,666	0.1	35	6,950,570	0.1	652
36	い し も ち	7,552	0.1	45	1,825,179	0.0	242
37	ま す	5,610	0.1	40	3,486,104	0.1	621
38	に し ん	4,963	0.1	43	2,002,478	0.0	403
39	あ ゆ	4,325	0.0	36	6,303,084	0.1	1,457
40	は た は た	4,272	0.0	46	1,681,227	0.0	394
41	め ぬ け 類	3,980	0.0	37	5,999,592	0.1	1,507
42	貝 焼	3,672	0.0	27	39,358,347	0.6	10,719
43	こ の し ろ	3,192	0.0	42	2,782,041	0.0	872
44	どじょう(うなぎ)	1,906	0.0	38	5,425,250	0.1	2,846
45	な ま こ	1,538	0.0	44	1,948,230	0.0	1,267
46	し ら う お	1,356	0.0	41	3,070,951	0.0	2,265
1	そ の 他 鮮 魚	379,021	4.2	1	261,891,401	4.2	691
2	そ の 他 藻 類	143,273	1.6	3	81,233,635	1.3	567
3	そ の 他 貝 類	117,985	1.3	2	96,212,109	1.5	815
4	そ の 他	21,375	0.2	4	21,931,370	0.3	1,026
	鮮 魚 計	8,946,230	100.0		6,278,323,720	100.0	702

## (冷凍魚)

数量 順位	品 目	数量(K g)	比率(%)	金額 順位	金 額	比率(%)	平均単価
1	冷 赤 魚	674,428	15.6	2	293,027,158	8.7	434
2	冷 ほ っ け	561,392	13.0	6	195,386,404	5.8	348
3	冷 か れ い	372,551	8.6	7	184,012,901	5.4	494
4	冷 い か	307,980	7.1	10	120,134,191	3.5	390
5	冷 え び	261,880	6.0	1	407,699,993	12.0	1,557

## (冷凍魚)

数量 順位	品 目	数量(K g)	比率(%)	金額 順位	金 額	比率(%)	平均単価
6	冷 さ ば	230,055	5.3	13	85,290,973	2.5	371
7	冷 か つ お	183,224	4.2	8	148,010,198	4.4	808
8	冷 た い	166,225	3.8	11	93,769,184	2.8	564
9	冷 凍 め ば ち	147,612	3.4	3	250,532,559	7.4	1,697
10	冷 か に	134,536	3.1	4	242,939,114	7.2	1,806
11	冷 さ け	129,471	3.0	12	92,625,289	2.7	715
12	冷 凍 ま ぐ ろ 類	122,376	2.8	5	216,817,052	6.4	1,772
13	冷 ほ た て	113,080	2.6	9	124,544,085	3.7	1,101
14	冷 さ ん ま	95,951	2.2	17	28,845,231	0.9	301
15	冷 き ん き	61,214	1.4	15	48,323,357	1.4	789
16	冷 あ じ	57,338	1.3	19	13,566,194	0.4	237
17	冷 た ら	47,057	1.1	14	64,566,430	1.9	1,372
18	冷 ま す	40,449	0.9	16	40,339,405	1.2	997
19	冷 凍 か じ き 類	19,382	0.4	18	15,144,524	0.4	781
20	冷 さ わ ら	17,500	0.4	21	9,845,432	0.3	563
21	冷 に し ん	11,850	0.3	27	3,085,709	0.1	260
22	冷 め ん け	10,449	0.2	20	10,620,962	0.3	1,016
23	冷 き す	9,764	0.2	22	8,117,694	0.2	831
24	冷 プ ロ イ ラ ー	6,307	0.1	24	5,755,400	0.2	913
25	冷 凍 き わ だ	2,945	0.1	28	2,913,884	0.1	989
26	冷 た こ	2,521	0.1	26	3,829,653	0.1	1,519
27	冷 イ ン ド ま ぐ ろ	2,457	0.1	23	7,301,714	0.2	2,972
28	冷 く じ ら	2,047	0.0	25	4,012,676	0.1	1,960
29	冷 メ ル ル ー サ	1,043	0.0	29	905,203	0.0	868
30	冷 あ ゆ	430	0.0	30	741,825	0.0	1,725
1	冷 食 品	270,003	6.2	1	342,369,469	10.1	1,268
2	そ の 他 冷 凍	217,162	5.0	2	242,975,559	7.2	1,119
3	そ の 他 冷 貝 類	51,681	1.2	3	79,338,603	2.3	1,535
	冷 凍 魚 計	4,332,360	100.0		3,387,388,025	100.0	782

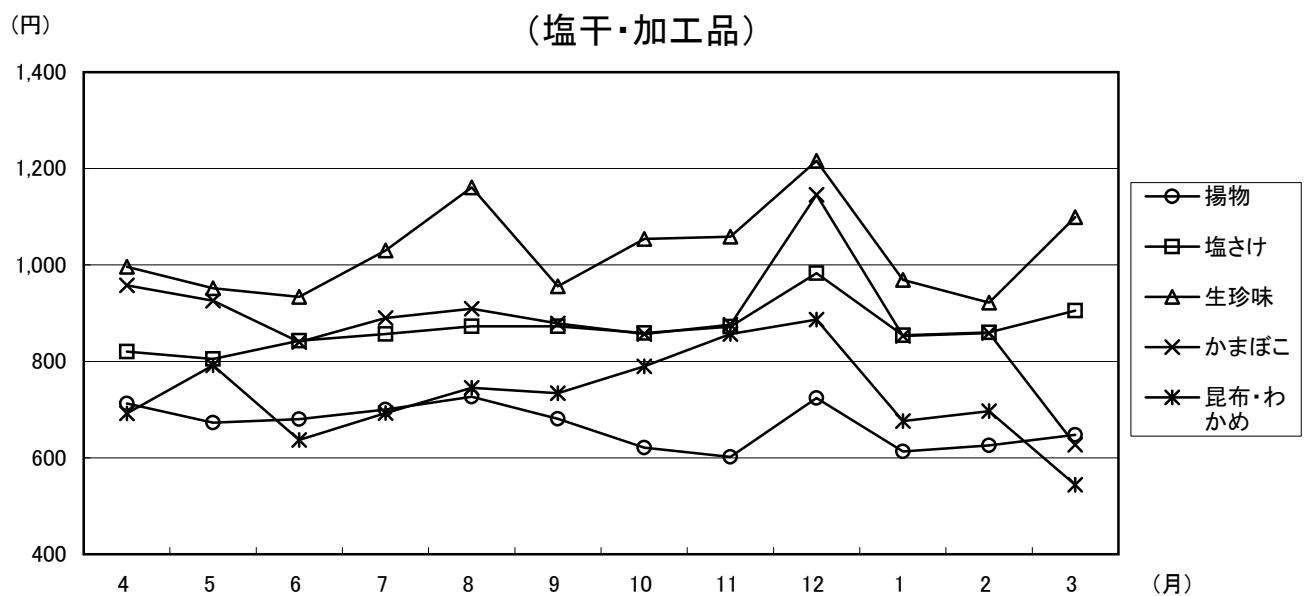
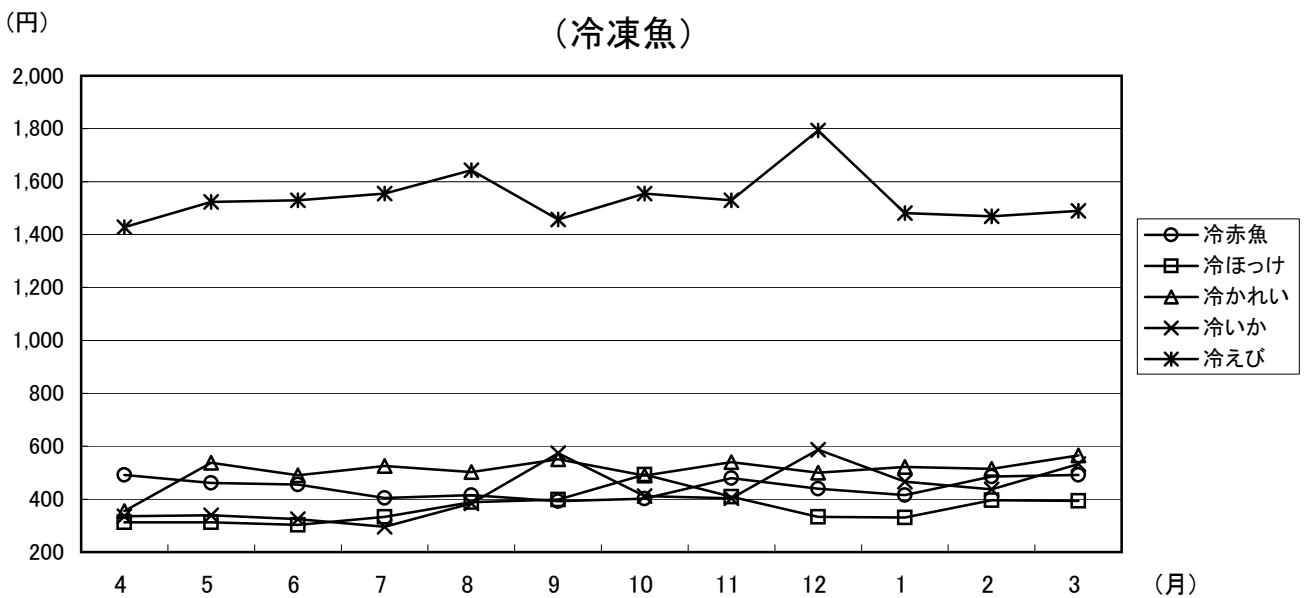
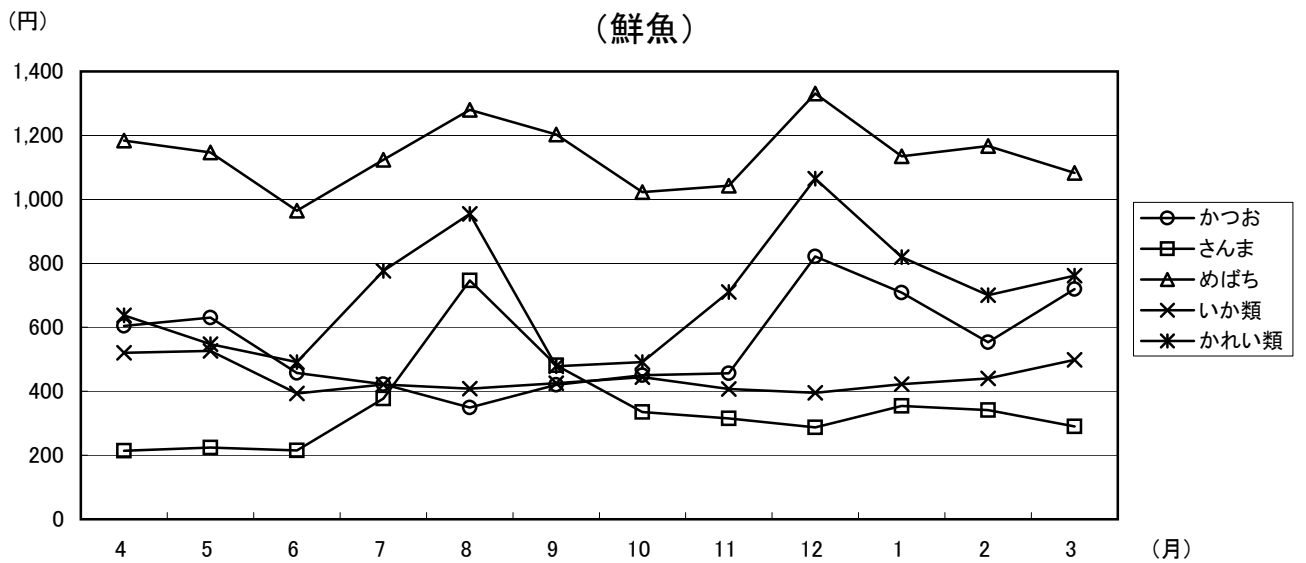
## (塩干、加工品)

数量 順位	品 目	数量(K g)	比率(%)	金額 順位	金 額	比率(%)	平均単価
1	揚 物	535,453	11.3	2	355,796,276	8.1	664
2	塩 さ け	532,077	11.2	1	468,117,278	10.6	880
3	生 珍 味	254,424	5.4	3	262,826,460	6.0	1,033
4	か ま ぼ こ	208,047	4.4	6	189,768,361	4.3	912
5	昆 布 ・ わ か め	177,897	3.8	9	132,575,208	3.0	745
6	開 干 ほ っ け	133,885	2.8	8	136,177,877	3.1	1,017
7	塩 か ら	133,125	2.8	7	143,044,499	3.3	1,075
8	開 干 さ ん ま	122,714	2.6	20	54,934,916	1.2	448
9	開 干 あ じ	112,831	2.4	13	96,349,192	2.2	854
10	切 身 み り ん	111,563	2.4	15	86,493,585	2.0	775
11	助 子	103,876	2.2	5	208,951,531	4.7	2,012
12	切 身 粕	99,026	2.1	14	87,743,680	2.0	886
13	ち く わ	96,639	2.0	17	72,709,419	1.7	752
14	煮 干	91,538	1.9	10	129,086,499	2.9	1,410
15	筋 子	88,235	1.9	4	222,967,831	5.1	2,527
16	す る め	74,987	1.6	12	99,269,240	2.3	1,324
17	佃 煮 ・ 漬 物	68,475	1.4	16	80,282,440	1.8	1,172
18	丸 干 い わ し	62,654	1.3	23	38,451,783	0.9	614
19	切 身 も ろ み	40,658	0.9	22	39,522,610	0.9	972
20	塩 ほ っ け	37,416	0.8	27	22,332,093	0.5	597
21	い く ら	37,249	0.8	11	124,178,068	2.8	3,334
22	干 珍 味	35,929	0.8	18	67,181,444	1.5	1,870
23	身 欠 に し ん	34,567	0.7	26	24,361,755	0.6	705
24	な る と	32,165	0.7	24	29,786,954	0.7	926
25	焼 物	31,553	0.7	25	29,020,333	0.7	920
26	開 干 さ ば	27,462	0.6	29	20,842,752	0.5	759
27	数 の 子	26,705	0.6	19	61,262,524	1.4	2,294
28	み り ん 干	26,381	0.6	21	41,091,637	0.9	1,558
29	塩 ま す	18,352	0.4	31	14,739,970	0.3	803
30	た こ 類	11,845	0.2	30	16,541,846	0.4	1,397

## (塩干、加工品)

数量 順位	品 目	数量(K g)	比率(%)	金額 順位	金 額	比率(%)	平均単価
31	丸 干 さ ん ま	8,846	0.2	32	9,078,916	0.2	1,026
32	開 干 き ち じ	8,676	0.2	28	22,283,719	0.5	2,568
33	切 身 し ょ う が	7,181	0.2	33	5,843,541	0.1	814
34	ハム・ソーセージ	922	0.0	34	870,698	0.0	944
1	そ の 他 練 製 品	752,986	15.9	1	491,451,316	11.2	653
2	そ の 他	252,987	5.3	3	156,993,279	3.6	621
3	そ の 他 干 物	173,809	3.7	2	202,730,268	4.6	1,166
4	そ の 他 切 身	166,865	3.5	4	154,178,911	3.5	924
	塩 干 、 加 工 品 計	4,740,000	100.0		4,399,838,709	100.0	928

## 5. 主要品目月別平均単価推移図



## 6 . 種別・出荷地

種別・出荷地	計	4月	5月	6月	7月	8月
福島	3,501,890	225,631	230,239	456,055	420,554	370,341
合計	2,552,464,404	176,608,018	191,124,643	273,523,304	274,073,510	245,757,058
鮮魚	2,138,967	105,933	113,900	341,973	310,688	260,240
	1,241,740,615	72,048,821	85,047,302	174,690,208	168,308,917	125,796,455
冷凍	561,990	47,965	50,374	46,395	48,472	49,062
	497,347,664	37,181,289	41,763,587	34,281,629	44,171,496	53,542,150
塩干・加工品	800,933	71,733	65,965	67,687	61,394	61,039
	813,376,125	67,377,908	64,313,754	64,551,467	61,593,097	66,418,453
北海道	952,510	89,943	73,177	63,674	55,380	102,108
合計	973,711,877	78,962,675	66,890,524	63,169,818	66,650,140	108,901,414
鮮魚	601,434	51,505	35,596	32,397	29,955	70,723
	582,682,632	44,951,006	33,950,111	32,878,395	35,507,567	75,033,195
冷凍	136,792	19,722	15,366	12,204	4,815	12,627
	115,218,497	12,410,025	8,851,828	7,423,040	6,818,037	8,945,050
塩干・加工品	214,284	18,716	22,215	19,073	20,610	18,758
	275,810,748	21,601,644	24,088,585	22,868,383	24,324,536	24,923,169
青森	1,109,922	86,519	64,691	90,302	107,776	106,994
合計	691,488,358	57,255,881	44,392,758	49,168,451	63,243,001	71,960,408
鮮魚	663,927	40,880	27,796	53,959	73,307	71,481
	337,621,935	25,405,285	17,221,786	23,905,928	34,959,320	37,453,683
冷凍	193,291	21,478	15,942	14,823	11,270	11,301
	99,613,500	8,656,396	7,475,983	6,689,635	7,592,678	7,276,007
塩干・加工品	252,704	24,161	20,953	21,520	23,199	24,212
	254,252,923	23,194,200	19,694,989	18,572,888	20,691,003	27,230,718
岩手	595,778	18,577	15,309	18,389	19,424	22,883
合計	279,144,056	13,597,848	10,053,836	13,920,245	13,467,413	14,371,810
鮮魚	570,889	16,185	13,130	16,078	16,999	20,842
	238,430,917	8,614,582	7,129,364	8,404,842	9,049,154	11,423,741
冷凍	6,574	148	130	44	420	90
	4,004,679	179,789	163,590	3,759	255,885	55,020
塩干・加工品	18,315	2,244	2,049	2,267	2,005	1,951
	36,708,460	4,803,477	2,760,882	5,511,644	4,162,374	2,893,049
宮城	4,386,209	327,785	333,185	370,432	394,624	462,856
合計	3,048,556,798	231,136,060	223,623,959	233,202,121	273,910,723	302,564,955
鮮魚	1,104,797	47,778	48,777	69,875	105,272	179,140
	726,590,597	41,116,325	39,775,604	47,842,106	64,941,395	92,243,296
冷凍	1,830,722	155,480	168,113	183,795	165,328	162,003
	1,118,269,399	86,152,805	93,454,869	93,231,987	101,512,073	102,502,578
塩干・加工品	1,450,690	124,527	116,295	116,762	124,024	121,713
	1,203,696,802	103,866,930	90,393,486	92,128,028	107,457,255	107,819,081
秋田	58,248	3,661	3,253	4,845	2,913	3,570
合計	43,351,898	2,900,700	1,960,329	3,423,982	3,141,398	3,617,868
鮮魚	34,103	1,987	1,999	3,373	1,272	1,400
	17,956,375	1,225,627	955,936	1,727,509	1,343,815	1,323,735
冷凍	15,752	1,218	1,020	900	1,140	1,463
	6,705,758	597,803	499,800	441,000	578,550	742,219
塩干・加工品	8,393	456	234	572	501	707
	18,689,765	1,077,270	504,593	1,255,473	1,219,033	1,551,914
山形	83,085	6,833	6,383	9,688	7,666	9,221
合計	35,485,288	3,293,495	2,863,443	3,799,035	3,389,756	4,840,907
鮮魚	19,061	965	1,471	4,039	1,775	3,829
	12,139,357	760,743	832,930	1,560,539	1,205,151	3,025,440
塩干・加工品	64,024	5,868	4,912	5,649	5,891	5,392
	23,345,931	2,532,752	2,030,513	2,238,496	2,184,605	1,815,467
茨城	751,679	62,460	67,719	59,963	62,273	60,061
合計	585,044,978	49,895,986	53,762,496	47,451,106	49,467,990	50,786,773
鮮魚	241,908	17,989	22,733	18,161	14,635	12,167
	166,652,938	13,709,310	16,153,075	13,012,490	10,850,142	9,533,092
冷凍	125,401	10,098	11,720	9,452	12,693	11,512
	157,117,958	11,075,257	13,299,486	10,642,428	16,967,965	17,083,433
塩干・加工品	384,370	34,373	33,266	32,350	34,945	36,382
	261,274,082	25,111,419	24,309,935	23,796,188	21,649,883	24,170,248



# 別・月別取扱高表

単位 上段：数量=kg  
下段：金額=円

9月	10月	11月	12月	1月	2月	3月
268,519	360,918	321,472	355,071	192,581	193,460	107,049
188,012,801	217,467,346	215,275,844	347,327,346	160,448,216	166,714,171	96,132,147
176,230	264,381	210,784	150,058	81,710	82,808	40,262
97,903,816	119,670,318	103,281,912	124,174,631	64,326,912	66,824,751	39,666,572
37,436	38,751	44,666	88,064	40,022	43,175	27,608
35,447,101	33,331,417	35,212,018	83,881,232	37,564,216	39,353,725	21,617,804
54,853	57,786	66,022	116,949	70,849	67,477	39,179
54,661,884	64,465,611	76,781,914	139,271,483	58,557,088	60,535,695	34,847,771
130,690	76,154	100,645	149,294	46,152	41,923	23,370
109,050,280	77,973,730	97,167,292	193,141,085	44,986,706	41,759,211	25,059,002
109,250	51,345	65,010	85,610	28,688	27,555	13,800
84,235,959	48,017,651	57,710,469	102,812,166	29,694,381	25,175,839	12,715,893
7,902	7,862	14,204	22,531	10,893	5,641	3,025
7,626,796	8,384,513	11,658,522	28,211,529	6,783,057	5,098,812	3,007,288
13,538	16,947	21,431	41,153	6,571	8,727	6,545
17,187,525	21,571,566	27,798,301	62,117,390	8,509,268	11,484,560	9,335,821
71,146	86,013	136,646	156,671	72,219	83,629	47,316
43,311,244	50,736,573	72,831,318	108,982,098	46,583,592	52,520,678	30,502,356
42,520	58,489	101,197	80,264	40,524	52,811	20,699
19,925,307	28,695,425	45,444,620	40,156,145	24,142,839	28,985,894	11,325,703
8,442	9,511	18,391	43,337	15,160	11,250	12,386
4,518,081	5,637,458	10,315,861	24,514,672	6,646,867	4,993,962	5,295,900
20,184	18,013	17,058	33,070	16,535	19,568	14,231
18,867,856	16,403,690	17,070,837	44,311,281	15,793,886	18,540,822	13,880,753
155,913	171,760	104,179	26,820	19,848	15,696	6,980
68,532,119	60,033,254	37,272,431	18,550,038	12,190,354	11,580,156	5,574,552
153,759	170,243	100,210	24,497	18,278	14,234	6,434
66,005,631	57,492,978	34,020,007	12,382,365	9,909,364	9,305,746	4,693,143
1,030	178	2,645	680	628	461	120
544,425	140,007	1,165,744	369,285	413,070	630,630	83,475
1,124	1,339	1,324	1,643	942	1,001	426
1,982,063	2,400,269	2,086,680	5,798,388	1,867,920	1,643,780	797,934
443,068	441,105	405,764	477,747	314,928	273,549	141,166
275,978,438	287,588,326	290,112,167	408,597,022	213,194,962	199,793,833	108,854,232
166,844	174,652	128,590	66,531	44,503	52,656	20,179
96,552,547	100,705,097	84,965,889	60,891,389	39,007,101	42,056,500	16,493,348
167,166	142,224	134,486	214,915	158,710	114,841	63,661
93,868,689	89,153,483	92,528,010	152,318,712	93,529,030	76,438,650	43,578,513
109,058	124,229	142,688	196,301	111,715	106,052	57,326
85,557,202	97,729,746	112,618,268	195,386,921	80,658,831	81,298,683	48,782,371
6,655	7,321	6,632	9,408	2,787	4,159	3,044
4,679,845	4,844,662	5,598,684	6,733,498	2,044,804	2,977,363	1,428,765
4,387	5,614	4,626	3,232	1,440	2,721	2,052
1,702,135	2,723,610	2,465,830	1,625,139	685,020	1,235,720	942,299
1,116	900	900	4,635	720	900	840
566,370	456,750	456,750	1,116,596	365,400	456,750	427,770
1,152	807	1,106	1,541	627	538	152
2,411,340	1,664,302	2,676,104	3,991,763	994,384	1,284,893	58,696
6,212	4,895	7,136	6,245	6,617	7,827	4,362
2,837,291	2,167,981	2,850,721	2,579,833	2,169,410	2,941,160	1,752,256
1,298	896	912	908	213	1,625	1,130
870,580	662,526	814,877	700,121	175,194	959,941	571,315
4,914	3,999	6,224	5,337	6,404	6,202	3,232
1,966,711	1,505,455	2,035,844	1,879,712	1,994,216	1,981,219	1,180,941
63,186	64,818	60,927	77,922	71,547	64,964	35,839
44,288,621	45,305,082	46,125,755	72,583,382	50,088,711	47,661,769	27,627,307
23,150	24,945	23,835	28,312	30,025	18,692	7,264
14,865,305	14,683,569	15,221,825	19,141,372	19,323,927	13,989,635	6,169,196
8,855	8,504	7,934	18,602	6,839	12,859	6,333
9,835,589	9,915,437	10,755,237	30,909,565	9,101,841	12,125,154	5,406,566
31,181	31,369	29,158	31,008	34,683	33,413	22,242
19,587,727	20,706,076	20,148,693	22,532,445	21,662,943	21,546,980	16,051,545

種別・出荷地	計	4月	5月	6月	7月	8月
栃木	16,491	1,141	1,603	1,876	2,118	1,067
合計	7,978,430	521,073	577,631	1,041,262	1,836,079	583,823
鮮魚	861		1	279	503	61
	1,849,890		0	474,285	1,179,360	124,005
塩干・加工品	15,630	1,141	1,602	1,597	1,615	1,006
	6,128,540	521,073	577,631	566,977	656,719	459,818
群馬	140,304	15,542	13,143	12,737	10,210	9,168
合計	90,105,894	8,576,737	7,093,546	6,073,450	5,492,251	5,229,507
鮮魚	2,979	454	430	333	296	291
	6,408,942	949,115	905,509	701,225	629,530	619,476
冷凍	18,910	650	290	120	70	20
	22,703,363	916,545	485,835	197,190	124,950	33,600
塩干・加工品	118,415	14,438	12,423	12,284	9,844	8,857
	60,993,589	6,711,077	5,702,202	5,175,035	4,737,771	4,576,431
埼玉	35,408	2,720	2,996	3,345	4,174	4,064
合計	41,758,267	3,586,463	3,316,928	3,692,319	4,356,165	4,984,969
鮮魚	9,386	944	1,070	1,052	1,028	933
	6,899,231	639,009	599,918	671,895	687,792	1,050,085
冷凍	11,038	422	633	975	1,543	1,213
	6,529,040	310,932	447,172	707,587	838,968	628,233
塩干・加工品	14,984	1,354	1,293	1,318	1,603	1,918
	28,329,996	2,636,522	2,269,838	2,312,837	2,829,405	3,306,651
千葉	1,880,675	207,720	320,986	193,736	152,121	178,143
合計	1,342,216,089	152,588,236	217,763,527	117,326,045	91,794,883	116,310,432
鮮魚	1,502,964	172,531	292,787	166,878	120,114	149,031
	935,606,587	116,323,563	187,399,755	89,522,838	58,780,970	82,532,561
冷凍	50,119	5,583	5,202	4,108	2,144	3,634
	99,785,157	8,092,314	9,203,450	6,822,954	4,818,402	9,586,848
塩干・加工品	327,592	29,606	22,997	22,750	29,863	25,478
	306,824,345	28,172,359	21,160,322	20,980,253	28,195,511	24,191,023
東京	2,093,509	222,803	180,207	190,736	198,378	192,186
合計	2,136,022,001	191,984,416	165,292,827	164,779,344	211,789,844	206,194,171
鮮魚	641,644	61,917	59,582	53,768	52,897	61,553
	855,456,626	79,844,349	74,842,960	63,544,319	70,286,888	87,235,684
冷凍	1,144,378	124,154	101,176	115,951	118,078	106,384
	878,201,211	79,618,817	65,399,987	73,809,200	103,367,436	84,349,944
塩干・加工品	307,487	36,732	19,449	21,017	27,403	24,249
	402,364,164	32,521,250	25,049,880	27,425,825	38,135,520	34,608,543
神奈川	147,855	14,358	14,891	18,227	17,366	15,146
合計	118,818,666	9,784,887	10,803,909	10,749,681	10,790,570	12,452,020
鮮魚	61,308	6,825	8,022	10,145	8,613	5,879
	28,566,663	2,684,609	3,472,453	3,174,152	2,868,379	2,383,050
冷凍	16,158	1,376	1,607	1,722	981	990
	35,150,301	3,066,441	3,832,922	3,369,345	2,177,645	3,673,929
塩干・加工品	70,389	6,157	5,262	6,360	7,772	8,277
	55,101,702	4,033,837	3,498,534	4,206,184	5,744,546	6,395,041
新潟	314,735	20,765	25,418	34,633	28,912	24,960
合計	195,507,189	13,642,084	13,911,766	18,494,333	16,295,461	15,843,158
鮮魚	38,508	2,540	6,289	15,021	3,808	2,775
	20,485,654	1,907,940	2,479,969	6,520,050	2,196,174	2,095,177
冷凍	4,301	396	475	405	384	508
	5,957,096	601,650	652,334	510,353	613,410	685,745
塩干・加工品	271,926	17,829	18,654	19,207	24,720	21,677
	169,064,439	11,132,494	10,779,463	11,463,930	13,485,877	13,062,236
富山	47,332	2,664	3,119	3,981	3,189	1,739
合計	23,926,146	1,856,794	1,744,716	2,167,484	1,813,913	851,600
鮮魚	44,409	2,404	2,909	3,771	2,859	1,514
	19,571,271	1,435,954	1,404,264	1,828,796	1,290,761	488,720
塩干・加工品	2,923	260	210	210	330	225
	4,354,875	420,840	340,452	338,688	523,152	362,880

9月	10月	11月	12月	1月	2月	3月
1,280	1,246	1,327	987	683	1,016	2,147
488,871	471,426	505,119	577,238	275,741	467,631	632,536
					15	2
					63,840	8,400
1,280	1,246	1,327	987	683	1,001	2,145
488,871	471,426	505,119	577,238	275,741	403,791	624,136
10,503	12,302	13,797	14,009	9,895	12,555	6,443
5,988,992	7,880,999	10,840,729	12,767,883	6,557,506	8,302,360	5,301,934
246	175	212	250	222	53	17
532,795	397,508	489,636	564,018	408,639	158,319	53,172
860	2,100	3,390	4,460	2,430	2,830	1,690
875,910	2,036,055	3,929,415	5,578,965	2,579,325	3,253,583	2,691,990
9,397	10,027	10,195	9,299	7,243	9,672	4,736
4,580,287	5,447,436	6,421,678	6,624,900	3,569,542	4,890,458	2,556,772
2,932	2,872	3,169	3,500	1,944	2,119	1,573
3,956,940	3,313,423	3,936,610	4,880,486	2,024,363	2,079,148	1,630,453
796	613	673	763	604	594	316
1,065,855	389,697	476,081	509,683	373,844	279,132	156,240
979	960	1,163	897	702	892	659
627,431	579,272	621,812	489,987	406,920	507,025	363,701
1,157	1,299	1,333	1,840	638	633	598
2,263,654	2,344,454	2,838,717	3,880,816	1,243,599	1,292,991	1,110,512
121,023	121,626	122,018	163,361	104,476	123,391	72,074
78,267,419	91,573,673	96,657,588	151,345,464	80,135,243	91,282,116	57,171,463
98,945	93,605	91,481	108,871	69,133	90,152	49,436
55,015,865	58,924,691	63,023,791	82,004,728	47,747,966	60,231,456	34,098,403
3,211	2,758	5,254	11,192	2,864	2,621	1,548
5,458,091	6,905,757	9,411,361	25,306,387	5,858,246	5,305,573	3,015,774
18,867	25,263	25,283	43,298	32,479	30,618	21,090
17,793,463	25,743,225	24,222,436	44,034,349	26,529,031	25,745,087	20,057,286
150,830	149,915	171,385	225,939	129,537	153,902	127,691
161,411,555	150,818,899	168,308,996	300,277,304	145,314,916	156,229,936	113,619,793
54,957	49,853	49,345	67,369	52,206	52,591	25,606
66,178,668	61,907,654	63,568,574	112,514,963	74,942,228	67,189,832	33,400,507
72,575	79,804	96,461	112,972	59,797	78,750	78,276
63,617,180	61,708,362	70,119,917	111,758,156	47,801,313	62,051,056	54,599,843
23,298	20,258	25,579	45,598	17,534	22,561	23,809
31,615,707	27,202,883	34,620,505	76,004,185	22,571,375	26,989,048	25,619,443
10,302	10,579	6,964	11,939	7,554	12,355	8,174
8,469,760	8,416,933	6,777,655	16,150,362	7,333,551	9,406,898	7,682,440
3,566	4,257	1,380	3,387	2,218	4,899	2,117
2,049,830	2,364,894	1,381,813	3,529,733	1,135,965	2,276,490	1,245,295
828	634	562	2,782	1,878	1,962	836
2,556,710	2,130,624	1,258,064	4,479,439	3,772,357	2,618,228	2,214,597
5,908	5,688	5,022	5,770	3,458	5,494	5,221
3,863,220	3,921,415	4,137,778	8,141,190	2,425,229	4,512,180	4,222,548
25,841	28,003	28,889	31,392	21,742	21,393	22,787
15,102,570	14,795,375	16,661,302	28,570,921	13,499,749	13,834,022	14,856,448
1,749	615	2,572	1,199	390	1,007	543
837,521	437,150	1,579,519	1,019,271	382,955	604,340	425,588
321	423	264	535	163	304	123
428,747	575,558	385,224	723,346	233,142	360,928	186,659
23,771	26,965	26,053	29,658	21,189	20,082	22,121
13,836,302	13,782,667	14,696,559	26,828,304	12,883,652	12,868,754	14,244,201
1,310	3,560	4,250	4,358	1,858	10,004	7,300
547,945	1,348,277	1,517,494	3,483,384	1,503,289	4,156,906	2,934,344
1,200	3,397	4,030	3,688	1,728	9,769	7,140
370,537	1,061,627	1,207,030	2,674,779	1,351,081	3,776,386	2,681,336
110	163	220	670	130	235	160
177,408	286,650	310,464	808,605	152,208	380,520	253,008

種別・出荷地	計	4月	5月	6月	7月	8月
石川	9,172	1,074	873	1,148	909	647
合計	9,470,665	1,155,622	817,348	1,020,932	1,005,260	641,225
鮮魚	3,726	425	469	562	234	204
	2,905,480	287,280	272,370	301,140	154,350	139,860
冷凍	424	56		32	64	32
	612,360	109,200		43,680	87,360	43,680
塩干・加工品	5,022	593	404	554	611	411
	5,952,825	759,142	544,978	676,112	763,550	457,685
福井	14,447	834	921	421	593	502
合計	10,553,881	765,153	492,975	387,194	408,633	488,865
鮮魚	3,658	35	416	3	153	7
	2,582,486	117,810	162,710	27,720	95,550	51,660
冷凍	35	35				
	58,800	58,800				
塩干・加工品	10,754	764	505	418	440	495
	7,912,595	588,543	330,265	359,474	313,083	437,205
山梨	2,098	235	54	134	119	237
合計	3,431,443	271,824	57,582	146,622	163,800	434,952
塩干・加工品	2,098	235	54	134	119	237
	3,431,443	271,824	57,582	146,622	163,800	434,952
長野	108	11	2	12	1	24
合計	668,867	62,528	24,256	74,656	12,128	149,311
冷凍	90	10		10		20
	453,600	50,400		50,400		100,800
塩干・加工品	18	1	2	2	1	4
	215,267	12,128	24,256	24,256	12,128	48,511
岐阜	9,018	939	463	539	529	732
合計	11,729,336	1,300,929	816,858	899,861	904,985	922,677
冷凍	8,704	900	415	496	507	698
	11,219,487	1,234,590	735,210	826,718	867,563	886,935
塩干・加工品	314	39	48	43	22	34
	509,849	66,339	81,648	73,143	37,422	35,742
静岡	353,973	38,483	33,020	25,757	30,995	25,109
合計	440,573,130	42,843,760	39,224,100	33,449,099	56,562,106	35,275,699
鮮魚	121,288	14,863	15,337	8,688	6,631	6,374
	100,317,494	9,586,506	12,732,441	7,350,120	7,597,402	7,698,107
冷凍	108,970	10,548	7,833	6,237	11,795	7,009
	200,700,789	18,136,742	15,250,872	13,996,794	35,906,912	15,623,502
塩干・加工品	123,715	13,072	9,850	10,832	12,569	11,726
	139,554,847	15,120,512	11,240,787	12,102,185	13,057,792	11,954,090
愛知	218,205	20,793	19,705	21,620	16,840	11,341
合計	151,539,325	15,590,112	13,884,699	15,180,376	12,072,813	8,941,534
鮮魚	88,827	7,772	9,850	9,708	6,511	2,366
	57,415,613	5,561,207	6,316,052	5,915,844	4,597,644	2,066,664
冷凍	1,295	190	120	140	145	90
	929,230	118,755	69,825	90,405	121,103	105,496
塩干・加工品	128,083	12,831	9,735	11,772	10,184	8,885
	93,194,482	9,910,150	7,498,822	9,174,127	7,354,066	6,769,374
三重	114,840	9,839	7,073	5,178	6,691	8,778
合計	121,931,569	9,887,902	8,085,046	6,502,953	8,571,815	11,818,060
鮮魚	57,448	5,822	4,770	3,483	3,435	3,814
	51,816,386	5,188,768	4,113,977	3,298,694	3,377,851	3,520,179
冷凍	56,123	3,846	2,133	1,650	3,182	4,918
	66,731,379	4,472,911	3,798,974	3,132,859	5,039,089	8,199,496
塩干・加工品	1,269	171	170	45	74	46
	3,383,804	226,223	172,095	71,400	154,875	98,385
滋賀	3,331	106	598	424	559	435
合計	1,933,270	63,263	175,983	231,533	309,830	274,949
鮮魚	390		10	130	120	70
	490,195		13,650	175,350	154,720	85,050
塩干・加工品	2,941	106	588	294	439	365
	1,443,075	63,263	162,333	56,183	155,110	189,899

9月	10月	11月	12月	1月	2月	3月
581	654	756	743	1,046	488	253
589,479	618,591	708,592	788,477	1,236,033	573,191	315,915
168	159	194	325	798	140	48
114,660	118,493	141,540	244,230	955,787	143,010	32,760
32	32	32	80		32	32
43,680	43,680	44,520	109,200		43,680	43,680
381	463	530	338	248	316	173
431,139	456,418	522,532	435,047	280,246	386,501	239,475
1,856	1,248	1,047	2,326	1,690	2,224	785
749,538	739,457	1,067,622	2,223,780	1,221,938	1,455,122	553,604
1,013	491	5	915	375	104	141
261,346	150,046	22,680	1,094,276	342,655	111,605	144,428
843	757	1,042	1,411	1,315	2,120	644
488,192	589,411	1,044,942	1,129,504	879,283	1,343,517	409,176
144	176	221	404	100	212	62
239,652	211,680	332,367	1,056,133	119,322	326,487	71,022
144	176	221	404	100	212	62
239,652	211,680	332,367	1,056,133	119,322	326,487	71,022
2	10	12	13	10	10	1
21,799	50,400	74,656	86,783	50,400	50,400	11,550
	10	10	10	10	10	
	50,400	50,400	50,400	50,400	50,400	
2		2	3		0	1
21,799		24,256	36,383		0	11,550
969	1,184	804	829	870	637	523
974,432	1,230,810	986,244	1,051,827	1,131,296	867,363	642,054
952	1,160	780	811	850	619	516
945,735	1,191,876	945,420	1,021,209	1,097,276	836,745	630,210
17	24	24	18	20	18	7
28,697	38,934	40,824	30,618	34,020	30,618	11,844
22,197	24,645	29,375	34,785	26,870	37,767	24,970
27,248,847	30,065,131	33,546,463	44,067,420	33,438,972	37,032,893	27,818,640
8,258	8,193	9,791	7,921	7,202	19,125	8,905
7,953,969	7,386,827	9,126,284	9,255,598	6,584,360	10,353,110	4,692,770
5,113	6,915	9,358	14,200	11,758	10,208	7,996
10,026,696	11,677,297	12,617,023	20,125,595	17,330,427	16,749,513	13,259,416
8,826	9,537	10,226	12,664	7,910	8,434	8,069
9,268,182	11,001,007	11,803,156	14,686,227	9,524,185	9,930,270	9,866,454
13,370	13,873	19,475	24,912	17,071	18,506	20,699
8,811,146	10,141,774	14,150,005	17,065,191	10,665,274	12,450,329	12,586,072
5,771	5,261	8,342	12,291	6,821	8,844	5,290
3,168,342	3,428,670	5,694,257	7,539,675	4,179,092	5,645,406	3,302,760
105	90	50	125	80	100	60
92,123	53,025	28,140	102,203	49,770	61,635	36,750
7,494	8,522	11,083	12,496	10,170	9,562	15,349
5,550,681	6,660,079	8,427,608	9,423,313	6,436,412	6,743,288	9,246,562
5,815	9,455	12,430	23,809	7,218	12,479	6,075
6,570,209	8,259,766	11,860,563	27,219,313	7,247,532	10,237,353	5,671,057
3,767	5,203	5,336	8,221	3,987	5,315	4,295
3,345,107	3,793,327	4,366,712	8,122,831	3,637,934	5,449,021	3,601,985
1,965	4,143	6,837	15,477	3,185	7,110	1,677
3,020,310	4,118,889	6,825,631	18,505,920	3,339,328	4,574,090	1,703,882
83	109	257	111	46	54	103
204,792	347,550	668,220	590,562	270,270	214,242	365,190
210	83	156	579	1	131	49
157,674	144,322	164,424	286,948	5,985	68,652	49,707
60						
61,425						
150	83	156	579	1	131	49
96,249	144,322	164,424	286,948	5,985	68,652	49,707

種別・出荷地	計	4月	5月	6月	7月	8月
京都	3,515	582	526	315	197	325
合計	4,319,294	718,237	655,252	388,128	250,521	396,151
鮮魚	3,323	574	481	312	196	320
	4,129,832	696,397	601,240	382,458	248,631	385,651
冷凍	156		26			
	116,844		21,294			
塩干・加工品	36	8	19	3	1	5
	72,618	21,840	32,718	5,670	1,890	10,500
大阪	48,714	7,842	2,857	4,453	2,871	5,048
合計	56,892,065	9,337,709	3,816,993	5,028,496	3,775,497	5,763,445
鮮魚	43,258	7,063	2,085	3,258	2,360	4,873
	46,625,403	7,743,388	2,155,210	2,679,287	2,772,390	5,507,749
冷凍	4,814	655	723	1,184	444	3
	8,974,710	1,368,361	1,515,623	2,323,169	850,647	5,250
塩干・加工品	642	124	49	11	67	172
	1,291,952	225,960	146,160	26,040	152,460	250,446
兵庫	112,183	8,786	7,181	7,776	7,577	7,617
合計	132,765,347	11,378,112	8,384,974	8,603,046	8,929,136	9,531,258
鮮魚	55,561	4,087	2,398	2,442	2,780	3,211
	63,153,561	5,264,462	3,174,837	3,049,047	3,359,627	3,977,405
冷凍	8,904	1,059	1,203	1,061	556	405
	10,638,739	1,393,813	1,091,906	1,155,798	725,067	637,382
塩干・加工品	47,718	3,640	3,580	4,273	4,241	4,001
	58,973,047	4,719,837	4,118,231	4,398,201	4,844,442	4,916,471
和歌山	6,038	1,360	294	426	704	473
合計	7,801,608	1,082,372	523,173	728,469	851,425	821,184
鮮魚	2,032	962			300	
	841,105	414,467			190,051	
冷凍	2					
	2,100					
塩干・加工品	4,004	398	294	426	404	473
	6,958,403	667,905	523,173	728,469	661,374	821,184
鳥取	19,383	4,540	1,963	1,735	795	1,262
合計	22,296,571	3,023,057	1,541,829	2,488,352	1,390,068	1,659,626
鮮魚	12,425	3,824	1,619	1,339	267	613
	11,165,271	1,974,386	1,065,860	1,910,216	492,870	687,416
冷凍	2,800	226	135	120	160	168
	5,569,054	412,268	199,716	174,324	286,203	297,105
塩干・加工品	4,158	490	209	276	368	481
	5,562,246	636,403	276,253	403,812	610,995	675,105
島根	18,961	2,711	1,234	1,527	349	1,209
合計	16,416,786	1,668,645	626,215	908,605	252,210	1,019,568
鮮魚	18,742	2,696	1,229	1,522	339	1,199
	16,058,310	1,645,965	618,655	901,045	237,090	1,004,448
塩干・加工品	219	15	5	5	10	10
	358,476	22,680	7,560	7,560	15,120	15,120
岡山	6,529	773	555	754	389	469
合計	6,979,079	765,989	570,157	584,317	346,811	442,377
鮮魚	108	3				
	224,595	20,160				
塩干・加工品	6,421	770	555	754	389	469
	6,754,484	745,829	570,157	584,317	346,811	442,377
広島	51,093	3,856	4,038	3,651	3,967	2,846
合計	49,900,048	3,548,577	3,853,766	3,342,373	3,323,192	2,787,378
鮮魚	47,261	3,563	3,755	3,309	3,649	2,529
	43,298,954	3,046,257	3,323,621	2,752,693	2,746,689	2,254,503
冷凍	430	60	20	50	10	50
	383,880	53,550	17,535	44,625	8,925	44,730
塩干・加工品	3,402	233	263	292	308	267
	6,217,214	448,770	512,610	545,055	567,578	488,145

9月	10月	11月	12月	1月	2月	3月
175	207	199	359	174	251	205
201,503	260,838	272,197	462,059	208,098	295,564	210,746
175	207	199	359	174	191	135
201,503	260,838	272,197	462,059	208,098	251,464	159,296
					60	70
					44,100	51,450
3,386	4,058	2,911	4,439	4,596	4,169	2,084
4,215,289	4,133,466	2,930,720	5,794,433	4,808,314	4,802,580	2,485,123
3,243	3,954	2,726	4,050	4,080	3,869	1,697
3,976,204	3,911,076	2,540,120	5,058,739	4,065,487	4,305,560	1,910,193
93	90	160	307	496	275	384
155,085	168,630	310,800	511,456	731,067	464,102	570,520
50	14	25	82	20	25	3
84,000	53,760	79,800	224,238	11,760	32,918	4,410
6,492	9,253	12,621	22,787	8,642	7,970	5,481
8,603,985	10,872,535	15,088,609	25,050,781	10,147,973	9,882,982	6,291,956
2,194	4,739	6,917	15,770	5,478	4,043	1,502
2,960,146	5,412,542	7,981,398	15,155,586	5,924,712	4,997,695	1,896,104
842	496	918	1,017	264	661	422
1,015,770	640,269	1,274,847	1,209,894	354,764	794,409	344,820
3,456	4,018	4,786	6,000	2,900	3,266	3,557
4,628,069	4,819,724	5,832,364	8,685,301	3,868,497	4,090,878	4,051,032
418	467	398	1,012	169	182	135
617,862	778,449	700,350	847,519	292,268	324,597	233,940
100			650	20		
48,825			165,901	21,861		
	2					
	2,100					
318	465	398	362	149	182	135
569,037	776,349	700,350	681,618	270,407	324,597	233,940
939	1,227	1,116	1,595	1,670	1,641	900
1,147,429	1,392,676	1,827,291	2,702,547	2,046,563	1,878,822	1,198,311
414	791	321	327	1,200	1,246	464
434,774	758,481	507,486	618,030	1,082,392	1,117,859	515,501
148	196	447	604	253	218	125
262,527	328,402	868,255	1,255,835	674,064	541,940	268,415
377	240	348	664	217	177	311
450,128	305,793	451,550	828,682	290,107	219,023	414,395
2,194	1,645	3,927	2,388	1,365	218	194
1,889,489	1,466,528	3,698,097	3,099,330	1,375,016	234,403	178,680
2,189	1,576	3,879	2,369	1,351	199	194
1,881,929	1,350,728	3,630,435	3,063,672	1,346,918	198,745	178,680
5	69	48	19	14	19	
7,560	115,800	67,662	35,658	28,098	35,658	
573	376	546	630	254	457	753
1,003,695	393,328	699,849	817,049	308,726	554,749	492,032
					72	33
					148,995	55,440
573	376	546	630	254	385	720
1,003,695	393,328	699,849	817,049	308,726	405,754	436,592
2,758	3,685	4,347	7,556	7,065	5,177	2,147
2,774,943	3,320,802	5,165,911	8,923,065	6,519,004	4,512,599	1,828,438
2,483	3,387	4,019	7,081	6,681	4,959	1,846
2,282,808	2,742,777	4,552,081	8,007,675	6,008,195	4,174,591	1,407,064
40	40	40	60	20	20	20
35,700	35,700	35,700	53,865	17,850	17,850	17,850
235	258	288	415	364	198	281
456,435	542,325	578,130	861,525	492,959	320,158	403,524

種別・出荷地	計	4月	5月	6月	7月	8月
山口	54,743	5,272	4,777	4,774	6,171	3,859
合計	64,472,930	7,513,244	5,996,953	4,136,012	5,236,268	3,732,059
鮮魚	35,566	3,927	3,708	3,819	4,125	2,098
	43,855,275	5,824,859	4,682,615	2,847,408	3,309,568	2,044,519
冷凍	19	19				
	26,915	26,915				
塩干・加工品	19,158	1,326	1,069	955	2,046	1,761
	20,590,740	1,661,470	1,314,338	1,288,604	1,926,700	1,687,540
香川	8,965	480	528	538	682	1,002
合計	15,514,478	787,474	897,726	902,840	1,160,810	1,754,685
鮮魚	1,369	9	35	108	158	179
	2,730,835	15,152	54,812	187,775	295,964	340,442
冷凍	6,003	326	392	315	375	668
	10,386,065	527,105	692,522	553,344	621,417	1,191,601
塩干・加工品	1,593	145	101	115	149	155
	2,397,578	245,217	150,392	161,721	243,429	222,642
愛媛	162,136	14,124	9,067	7,152	9,304	13,033
合計	145,528,100	11,755,886	8,786,463	6,787,496	9,276,917	12,233,741
鮮魚	155,134	13,542	8,452	6,760	9,065	12,803
	130,067,169	10,523,571	7,678,893	5,841,341	8,613,561	11,466,160
冷凍	3,976	256	492	95		
	6,763,206	374,850	719,196	135,450		
塩干・加工品	3,026	326	123	297	239	230
	8,697,725	857,465	388,374	810,705	663,356	767,581
高知	18	18				
合計	31,238	31,238				
鮮魚	18	18				
	31,238	31,238				
福岡	112,994	15,165	8,339	12,515	14,859	12,264
合計	145,559,074	15,932,279	10,801,002	13,421,278	13,141,495	14,116,185
鮮魚	57,623	11,227	4,756	8,467	4,991	7,609
	33,417,062	6,805,153	2,818,649	4,350,347	2,383,805	3,242,116
冷凍	3,394	295	60	38	56	36
	4,134,229	220,742	77,280	58,496	78,577	40,094
塩干・加工品	51,977	3,643	3,523	4,010	9,812	4,619
	108,007,783	8,906,384	7,905,073	9,012,435	10,679,113	10,833,975
佐賀	34,272	3,560	2,887	3,076	3,143	2,732
合計	24,244,587	2,503,998	2,011,602	2,174,874	2,146,065	1,780,656
鮮魚	34,272	3,560	2,887	3,076	3,143	2,732
	24,244,587	2,503,998	2,011,602	2,174,874	2,146,065	1,780,656
長崎	61,131	9,868	4,940	7,585	4,365	7,967
合計	54,869,079	7,243,911	4,307,772	6,076,225	5,246,218	7,553,109
鮮魚	58,341	9,711	4,841	7,409	4,176	7,795
	49,721,702	6,998,368	4,168,646	5,846,065	4,947,387	7,280,455
冷凍	2,232	77	27	26	139	115
	4,520,527	151,043	58,276	99,120	255,571	217,004
塩干・加工品	558	80	72	150	50	57
	626,850	94,500	80,850	131,040	43,260	55,650
熊本	113,486	10,200	10,714	10,412	14,329	11,251
合計	76,852,923	6,133,281	6,700,088	6,469,565	9,335,982	7,548,877
鮮魚	112,668	10,134	10,620	10,347	14,250	11,187
	76,150,603	6,061,014	6,618,818	6,411,027	9,234,237	7,474,957
塩干・加工品	818	66	94	65	79	64
	702,320	72,267	81,270	58,538	101,745	73,920
大分	56,981	7,588	5,241	3,391	2,842	2,102
合計	32,395,019	4,553,858	2,987,334	2,030,109	1,724,265	1,352,874
鮮魚	56,461	7,588	5,226	3,391	2,842	2,102
	31,261,016	4,553,858	2,954,390	2,030,109	1,724,265	1,352,874
塩干・加工品	520		15			
	1,134,003		32,944			
宮崎	84,481	21,769	9,985	4,617	6,877	6,499
合計	51,910,030	11,318,037	5,873,177	2,351,326	5,331,948	4,611,084
鮮魚	79,706	21,769	9,985	1,897	6,107	6,069
	49,355,117	11,318,037	5,873,177	1,057,726	4,825,848	4,440,459
冷凍	4,775			2,720	770	430
	2,554,913			1,293,600	506,100	170,625



9月	10月	11月	12月	1月	2月	3月
4,321	4,998	5,570	5,630	3,153	3,901	2,317
4,430,552	6,678,528	7,030,705	8,000,759	4,334,405	4,895,274	2,488,171
2,791	2,959	3,839	3,855	1,652	2,056	737
2,785,994	4,756,964	5,105,292	5,848,905	2,793,102	2,701,615	1,154,434
1,530	2,039	1,731	1,775	1,501	1,845	1,580
1,644,558	1,921,564	1,925,413	2,151,854	1,541,303	2,193,659	1,333,737
685	678	637	1,188	1,042	1,065	440
1,179,412	1,105,345	1,109,546	2,348,374	1,825,247	1,802,403	640,616
163	177	155	210	103	48	24
322,661	363,811	328,177	447,157	225,362	106,250	43,272
404	350	352	680	895	940	306
682,682	569,040	618,094	1,387,011	1,519,560	1,588,759	434,930
118	151	130	298	44	77	110
174,069	172,494	163,275	514,206	80,325	107,394	162,414
17,704	12,127	17,965	22,690	17,361	15,847	5,762
12,135,647	12,071,175	14,314,976	21,437,493	16,169,841	15,494,781	5,063,684
17,194	11,323	16,552	21,798	16,968	15,101	5,576
11,144,410	10,257,930	11,359,898	19,441,338	15,190,768	13,909,475	4,639,824
255	456	1,045	525	266	525	61
367,920	819,630	1,909,110	712,950	670,110	935,550	118,440
255	348	368	367	127	221	125
623,317	993,615	1,045,968	1,283,205	308,963	649,756	305,420
7,101	6,354	7,553	12,214	5,132	7,874	3,624
9,779,719	9,161,109	11,401,543	24,557,005	8,112,119	9,292,744	5,842,596
3,774	2,721	3,235	3,248	1,804	4,523	1,268
2,260,031	1,217,913	1,893,004	3,514,901	1,483,537	2,667,832	779,774
70	261	308	987	541	561	181
79,238	361,027	234,150	1,148,070	830,445	731,430	274,680
3,257	3,372	4,010	7,979	2,787	2,790	2,175
7,440,450	7,582,169	9,274,389	19,894,034	5,798,137	5,893,482	4,788,142
2,890	2,884	3,579	2,238	2,699	3,533	1,051
1,831,390	1,950,501	2,212,752	1,940,184	2,095,903	2,756,921	839,741
2,890	2,884	3,579	2,238	2,699	3,533	1,051
1,831,390	1,950,501	2,212,752	1,940,184	2,095,903	2,756,921	839,741
5,956	2,243	3,886	5,745	2,590	4,108	1,878
4,415,696	3,160,960	3,445,386	7,138,001	2,039,199	2,772,243	1,470,359
5,917	2,159	3,706	4,349	2,399	4,049	1,830
4,350,911	3,074,020	3,102,771	4,303,483	1,649,859	2,647,818	1,351,919
14	24	148	1,381	179	54	48
25,725	42,840	314,475	2,782,018	341,040	114,975	118,440
25	60	32	15	12	5	
39,060	44,100	28,140	52,500	48,300	9,450	
11,300	8,740	8,333	10,680	6,149	6,659	4,719
6,547,757	6,249,314	6,221,611	8,806,428	4,537,658	4,854,157	3,448,205
11,248	8,666	8,261	10,580	6,097	6,589	4,689
6,518,357	6,176,864	6,168,061	8,748,048	4,495,448	4,813,207	3,430,565
52	74	72	100	52	70	30
29,400	72,450	53,550	58,380	42,210	40,950	17,640
2,849	5,144	5,593	4,740	7,402	7,416	2,673
1,665,311	2,755,599	2,978,022	2,538,239	4,143,703	4,149,763	1,515,942
2,849	5,144	5,538	4,663	7,254	7,256	2,608
1,665,311	2,755,599	2,847,978	2,381,505	3,843,193	3,776,537	1,375,397
		55	77	148	160	65
		130,044	156,734	300,510	373,226	140,545
6,203	5,362	6,757	6,109	3,183	2,521	4,599
3,941,395	3,338,465	4,267,565	3,711,401	2,412,852	1,942,084	2,810,696
6,203	4,842	6,517	6,109	3,088	2,521	4,599
3,941,395	2,983,565	4,108,385	3,711,401	2,342,344	1,942,084	2,810,696
	520	240		95		
	354,900	159,180		70,508		

種別・出荷地	計	4月	5月	6月	7月	8月
鹿児島	57,718	16,192	22,049	3,875	3,813	1,090
合計	48,299,056	12,407,985	17,798,522	2,956,983	3,050,248	1,209,519
鮮魚	57,690	16,192	22,049	3,875	3,813	1,062
	48,257,875	12,407,985	17,798,522	2,956,983	3,050,248	1,168,338
塩干・加工品	28					28
	41,181					41,181
沖縄	166,003	12,734	11,745	12,625	12,386	16,816
合計	195,553,901	13,811,722	13,066,546	14,836,854	17,071,956	23,319,517
鮮魚	162,213	12,304	11,605	12,305	12,146	16,446
	189,546,326	13,128,697	12,841,321	14,329,179	16,689,231	22,737,817
冷凍	3,790	430	140	320	240	370
	6,007,575	683,025	225,225	507,675	382,725	581,700
総計	18,020,166	1,528,856	1,527,948	1,679,049	1,639,934	1,710,176
合計	14,070,013,038	1,193,648,057	1,177,955,229	1,154,090,554	1,263,365,499	1,325,831,438
鮮魚	8,946,253	692,507	763,075	887,312	835,812	937,521
	6,278,323,720	533,335,221	574,223,004	547,236,025	547,330,359	623,068,880
冷凍	4,332,362	407,678	385,767	405,388	385,781	375,819
	3,387,388,025	278,253,133	270,004,297	262,616,564	335,574,754	317,250,156
塩干・加工品	4,741,551	428,671	379,106	386,349	418,341	396,836
	4,404,301,293	382,059,703	333,727,928	344,237,965	380,460,386	385,512,402

9月	10月	11月	12月	1月	2月	3月
987	1,236	1,700	2,506	1,036	2,382	852
832,276	1,024,025	1,522,709	2,647,776	1,398,341	2,541,260	909,412
987	1,236	1,700	2,506	1,036	2,382	852
832,276	1,024,025	1,522,709	2,647,776	1,398,341	2,541,260	909,412
13,363	11,962	13,399	20,913	13,593	17,654	8,813
16,681,912	11,347,467	12,313,944	29,433,734	15,214,832	19,581,360	8,874,057
13,073	11,562	13,009	20,293	13,323	17,384	8,763
16,219,387	10,712,217	11,694,969	28,461,959	14,785,907	19,152,960	8,792,682
290	400	390	620	270	270	50
462,525	635,250	618,975	971,775	428,925	428,400	81,375
1,604,848	1,677,061	1,660,513	1,938,482	1,146,519	1,187,421	719,359
1,140,182,729	1,157,659,000	1,232,532,424	1,930,649,393	931,457,927	967,338,434	595,302,354
935,821	990,714	892,677	765,067	466,472	525,731	253,544
586,675,512	572,721,609	564,831,059	704,935,432	398,268,671	417,026,841	208,671,107
321,044	309,794	351,435	562,486	319,968	298,149	209,053
243,186,836	242,047,648	274,672,655	519,605,272	242,560,318	241,171,654	160,444,738
347,983	376,553	416,401	610,929	360,079	363,541	256,762
310,320,381	342,889,743	393,028,710	706,108,689	290,628,938	309,139,939	226,186,509

鮮魚

7 . 品目別・出荷地

品目別・出荷地	計	4月	5月	6月	7月	8月
まぐろ	251,721	29,430	26,155	25,091	22,241	15,503
合計	398,728,535	38,412,336	34,501,602	32,591,711	31,461,354	34,400,971
平均単価	1,584	1,305	1,319	1,299	1,415	2,219
福島	47,607 81,315,333 1,708	2,165 6,869,099 3,173	3,130 7,352,269 2,349	3,425 5,616,533 1,640	6,946 6,722,556 968	3,616 7,382,448 2,042
青森	1,534 3,243,194 2,114			274 424,910 1,551	115 189,947 1,652	254 508,411 2,002
岩手	641 978,821 1,527		55 119,658 2,176	417 596,558 1,431	25 42,000 1,680	67 129,885 1,939
宮城	34,397 34,710,296 1,009	4,174 4,006,204 960	4,146 4,065,091 980	3,161 3,097,161 980	2,935 2,757,607 940	1,775 2,478,378 1,396
秋田	19 19,425 1,022					
茨城	110 53,866 490					
群馬	2,488 4,980,299 2,002	377 762,551 2,023	331 666,138 2,013	283 566,657 2,002	253 507,184 2,005	260 520,062 2,000
千葉	71,886 33,509,414 466	11,447 3,622,974 316	10,938 3,214,215 294	8,841 2,623,334 297	3,497 1,290,515 369	589 780,764 1,326
東京	81,987 224,596,662 2,739	7,650 19,469,352 2,545	7,426 18,803,111 2,532	7,161 17,728,968 2,476	8,170 19,745,875 2,417	8,785 22,248,586 2,533
新潟	347 487,863 1,406	20 23,783 1,189	29 60,060 2,071	147 269,284 1,832		
富山	177 238,047 1,345	159 211,587 1,331				
福井	23 28,350 1,233	23 28,350 1,233				
静岡	1,020 1,977,316 1,939	50 109,149 2,183	60 127,106 2,118	35 79,802 2,280	48 102,431 2,134	88 135,087 1,535
大阪	1,153 2,958,953 2,566	372 1,010,415 2,716	31 86,814 2,800			69 217,350 3,150
鳥取	1,056 1,412,096 1,337			1,056 1,412,096 1,337		
島根	95 134,596 1,417	70 105,605 1,509				
山口	2,235 2,372,348 1,061	105 128,930 1,228				
愛媛	162 160,609 991	98 102,638 1,047				
福岡	3,043 2,222,196 730	2,464 1,718,555 697	9 7,140 793	109 69,237 635		
佐賀	891 2,285,985 2,566	23 56,506 2,457		182 107,171 589		
長崎	485 289,877 598	233 186,638 801			252 103,239 410	

# 別・月別取扱高表

単位 上段：数量=kg  
 中断：金額=円  
 下段：単価=円

9月	10月	11月	12月	1月	2月	3月
11,077	22,748	18,982	33,930	15,398	21,295	9,871
25,308,101	32,949,862	30,889,624	61,468,289	33,501,675	29,862,226	13,380,784
2,285	1,448	1,627	1,812	2,176	1,402	1,356
2,566	13,287	4,840	4,630	1,529	1,056	417
5,201,237	10,858,669	7,697,657	12,451,784	5,553,195	4,018,618	1,591,268
2,027	817	1,590	2,689	3,632	3,806	3,816
111	503	277				
197,784	1,223,440	698,702				
1,782	2,432	2,522				
20		39	18			
21,420		48,972	20,328			
1,071		1,256	1,129			
2,037	2,401	4,005	3,575	2,151	2,918	1,119
2,250,775	2,403,980	3,313,581	3,711,455	2,718,313	2,778,715	1,129,036
1,105	1,001	827	1,038	1,264	952	1,009
	19					
	19,425					
	1,022					
		79	31			
		30,534	23,332			
		387	753			
216	146	181	221	189	25	6
430,735	298,850	384,174	465,360	299,775	63,063	15,750
1,994	2,047	2,123	2,106	1,586	2,523	2,625
	393	3,351	12,655	4,546	10,024	5,605
	613,842	2,165,289	7,363,912	3,863,504	4,903,551	3,067,514
	1,562	646	582	850	489	547
5,581	5,629	5,283	11,509	6,266	6,249	2,278
16,262,112	17,004,127	15,667,233	35,381,371	19,811,528	15,876,755	6,597,644
2,914	3,021	2,966	3,074	3,162	2,541	2,896
		8		143		
		2,457		132,279		
		307		925		
				18		
				26,460		
				1,470		
50	40	90	110	82	134	233
114,453	94,083	219,401	261,349	177,505	228,001	328,949
2,289	2,352	2,438	2,376	2,165	1,702	1,412
349	102				88	142
698,985	149,940				301,077	494,372
2,003	1,470				3,421	3,481
25						
28,991						
1,160						
98	113	789	807	232	91	
71,999	76,619	633,263	1,037,807	275,407	148,323	
735	678	803	1,286	1,187	1,630	
24		40				
29,610		28,361				
1,234		709				
	73		199		161	28
	80,304		214,411		95,389	37,160
	1,100		1,077		592	1,327
	42		175	179	247	43
	126,583		537,180	563,551	775,903	119,091
	3,014		3,070	3,148	3,141	2,770

# 鮮魚

品目別・出荷地	計	4月	5月	6月	7月	8月
まぐろ	139					
宮崎	160,263					
	1,153					
沖縄	226					
	592,726					
	2,623					
めばち	729,051	67,617	55,014	58,182	51,370	66,692
合計	838,531,805	80,029,144	63,111,415	56,165,977	57,748,996	85,344,956
平均単価	1,150	1,184	1,147	965	1,124	1,280
福島	36,895	3,227	4,041	5,505	3,401	3,201
	49,289,601	5,357,377	6,055,311	5,113,368	3,179,983	3,695,697
	1,336	1,660	1,498	929	935	1,155
宮城	39,853	2,558	1,732	2,650	1,894	2,195
	51,579,307	2,768,263	2,029,031	2,741,656	2,604,716	3,257,302
	1,294	1,082	1,171	1,035	1,375	1,484
群馬	404	57	65	29	31	31
	1,262,394	157,500	170,100	91,350	97,650	99,414
	3,125	2,763	2,617	3,150	3,150	3,207
千葉	203,848	18,831	19,201	16,296	10,077	14,998
	237,031,394	24,116,351	20,774,703	13,343,106	9,879,782	19,099,115
	1,163	1,281	1,082	819	980	1,273
東京	215,654	19,409	17,432	18,543	18,651	20,687
	241,873,789	22,987,405	20,472,489	18,280,148	20,551,662	26,407,930
	1,122	1,184	1,174	986	1,102	1,277
静岡	3,394	279	301	270	230	248
	7,008,742	536,603	634,516	579,758	489,615	517,020
	2,065	1,923	2,108	2,147	2,129	2,085
大阪	38,191	6,363	1,823	2,338	2,108	4,795
	38,589,606	6,589,700	1,813,980	2,071,340	2,513,071	5,257,323
	1,010	1,036	995	886	1,192	1,096
兵庫	12,164	1,646	488	919	1,243	1,567
	12,081,411	1,933,786	578,865	820,155	1,159,410	1,462,965
	993	1,175	1,186	892	933	934
広島	24,555	2,526	2,348	2,185	2,305	1,940
	21,221,371	2,285,065	2,211,041	1,862,020	1,980,199	1,922,241
	864	905	942	852	859	991
愛媛	215					111
	921,900					529,200
	4,288					4,768
宮崎	211	132				
	81,076	60,417				
	384	458				
鹿児島	5,202	975	972	257		567
	6,041,491	1,257,218	773,745	262,080		696,465
	1,161	1,289	796	1,020		1,228
沖縄	148,465	11,614	6,611	9,190	11,430	16,352
	171,549,723	11,979,459	7,597,634	11,000,996	15,292,908	22,400,284
	1,155	1,031	1,149	1,197	1,338	1,370
きわだ	59,131	4,752	13,972	8,060	9,179	4,404
合計	55,256,881	3,977,725	11,971,152	7,038,309	9,720,892	2,757,709
平均単価	934	837	857	873	1,059	626
福島	7,291	186	1,767	484	440	355
	8,162,177	160,482	964,594	498,724	508,200	130,610
	1,119	863	546	1,030	1,155	368
宮城	1,837	158	121		790	
	2,044,830	96,459	86,846		764,989	
	1,113	611	718		968	
群馬	12	12				
	12,600	12,600				
	1,050	1,050				
千葉	9,087	517		209	1,927	3,849
	6,769,120	397,846		206,850	1,921,710	2,282,090
	745	770		990	997	593
東京	14,079	2,149	1,998	1,102	3,680	94
	13,742,564	1,716,856	1,905,227	1,003,800	4,434,886	128,310
	976	799	954	911	1,205	1,365

上段：数量=kg  
 单位 中断：金額=円  
 下段：単価=円

9月	10月	11月	12月	1月	2月	3月
				63	76	
				80,158	80,105	
				1,272	1,054	
					226	
					592,726	
					2,623	
54,361	65,884	73,103	91,395	57,566	58,647	29,220
65,391,693	67,429,150	76,233,121	121,678,908	65,311,819	68,436,872	31,649,754
1,203	1,023	1,043	1,331	1,135	1,167	1,083
3,099	2,269	3,269	3,807	1,436	1,744	1,896
4,306,514	2,842,951	4,540,289	6,414,289	1,861,139	2,771,186	3,151,497
1,390	1,253	1,389	1,685	1,296	1,589	1,662
4,232	6,419	7,626	4,094	2,454	3,757	242
6,085,108	7,633,752	10,173,107	7,062,124	2,788,046	4,073,847	362,355
1,438	1,189	1,334	1,725	1,136	1,084	1,497
30	29	31	29	33	28	11
102,060	98,658	105,462	98,658	108,864	95,256	37,422
3,402	3,402	3,402	3,402	3,299	3,402	3,402
13,561	19,759	23,588	28,795	17,029	13,883	7,830
16,108,304	22,327,620	27,494,764	39,204,993	18,915,526	18,227,797	7,539,333
1,188	1,130	1,166	1,362	1,111	1,313	963
14,999	16,572	19,142	25,065	18,617	17,777	8,760
16,760,875	15,597,642	16,967,285	31,192,342	21,943,806	20,441,936	10,270,269
1,117	941	886	1,244	1,179	1,150	1,172
469	453	475	194	251	121	103
957,863	925,576	926,699	418,709	525,630	265,178	231,575
2,042	2,043	1,951	2,158	2,094	2,192	2,248
2,687	3,785	2,367	3,647	3,268	3,476	1,534
3,066,904	3,565,437	1,781,221	3,789,976	3,235,838	3,618,355	1,286,461
1,141	942	753	1,039	990	1,041	839
746	2,120	1,522	1,398	111	301	103
776,161	1,880,026	1,298,641	1,542,976	135,030	389,236	104,160
1,040	887	853	1,104	1,216	1,293	1,011
2,212	2,829	1,755	4,020	1,471	964	
2,100,843	2,034,848	1,194,115	3,571,632	1,263,571	795,796	
950	719	680	888	859	826	
66	38					
261,975	130,725					
3,969	3,440					
		79				
		20,659				
		262				
	761	315	700	369	286	
	660,083	455,070	944,685	676,935	315,210	
	867	1,445	1,350	1,835	1,102	
12,260	10,850	12,934	19,646	12,527	16,310	8,741
14,865,086	9,731,832	11,275,809	27,438,524	13,857,434	17,443,075	8,666,682
1,212	897	872	1,397	1,106	1,069	991
3,066	1,462	1,546	1,256	4,644	4,184	2,606
2,733,854	1,517,975	1,615,480	1,049,759	4,884,219	4,052,998	3,936,809
892	1,038	1,045	836	1,052	969	1,511
177	402	174	52	1,645	680	929
276,780	335,528	218,811	64,544	2,158,838	949,973	1,895,093
1,564	835	1,258	1,241	1,312	1,397	2,040
			34			734
			66,780			1,029,756
			1,964			1,403
1,258	105			402	489	331
528,402	88,200			489,825	407,925	446,272
420	840			1,218	834	1,348
		1,012	405	1,062	1,965	612
		920,326	383,565	952,035	1,731,871	565,688
		909	947	896	881	924

# 鮮魚

品目別・出荷地	計	4月	5月	6月	7月	8月
きわだ	1,474	271	130	113	91	106
静岡	2,695,005	273,369	270,396	228,228	185,598	216,699
	1,828	1,009	2,080	2,020	2,040	2,044
	3,058	311	201	798	187	
大阪	1,994,267	130,673	113,138	472,185	200,655	
	652	420	563	592	1,073	
	1,623	336	532	495	260	
広島	1,541,820	320,040	577,080	499,695	145,005	
	950	953	1,085	1,009	558	
	8					
山口	6,888					
	861					
	92					
福岡	39,228					
	426					
	8,505	434	4,458	1,889	1,269	
鹿児島	6,697,111	439,740	3,584,543	1,363,110	936,968	
	787	1,013	804	722	738	
	12,065	378	4,765	2,970	535	
沖縄	11,551,271	429,660	4,469,328	2,765,717	622,881	
	957	1,137	938	931	1,164	
かじき類	10,667	602	1,135	1,729	1,404	1,602
合計	6,950,570	389,759	743,762	1,034,999	851,527	919,319
平均単価	652	647	655	599	607	574
	598		63	157	90	189
福島	290,903		39,690	68,040	35,543	80,220
	486		630	433	395	424
	69					17
岩手	30,409					9,030
	441					531
	9,866	594	1,038	1,551	1,294	1,386
宮城	6,426,521	373,295	634,801	923,741	774,677	824,609
	651	628	612	596	599	595
	20					10
山形	10,973					5,460
	549					546
	75	8	34	21	12	
群馬	153,649	16,464	69,271	43,218	24,696	
	2,049	2,058	2,037	2,058	2,058	
	31					
千葉	21,504					
	694					
	8				8	
静岡	16,611				16,611	
	2,076				2,076	
たい	265,086	31,746	26,777	20,258	23,405	23,966
合計	233,698,112	23,542,635	21,867,088	16,725,300	19,960,609	23,366,827
平均単価	882	742	817	826	853	975
	21,018	3,671	3,349	2,412	1,174	275
福島	15,793,785	2,555,992	2,792,651	2,100,843	1,011,193	249,098
	751	696	834	871	861	906
	17					
北海道	7,056					
	415					
	1,534	59	44	587	313	92
青森	1,062,760	60,648	35,360	254,845	278,633	130,117
	693	1,028	804	434	890	1,414
	1,448			204	228	885
岩手	990,658			75,485	147,112	701,305
	684			370	645	792
	3,566	177	132	543	257	631
宮城	2,264,284	103,232	141,226	339,281	291,534	566,965
	635	583	1,070	625	1,134	899
	484		53	222	117	17
秋田	521,582		41,885	159,528	205,513	22,869
	1,078		790	719	1,757	1,345



単位 上段：数量=kg  
 中断：金額=円  
 下段：単価=円

9月	10月	11月	12月	1月	2月	3月
243	196	179	48	97		
493,206	384,426	358,323	94,920	189,840		
2,030	1,961	2,002	1,978	1,957		
207		181	190	731	252	
210,315		118,020	125,790	488,671	134,820	
1,016		652	662	668	535	
	8					
	6,888					
	861					
	92					
	39,228					
	426					
455						
372,750						
819						
726	659		527	707	798	
852,401	663,705		314,160	605,010	828,409	
1,174	1,007		596	856	1,038	
1,208	424	522	524	689	511	317
692,349	262,356	336,597	506,064	544,856	418,409	250,573
573	619	645	966	791	819	790
30			69			
9,450			57,960			
315			840			
52						
21,379						
411						
1,116	424	522	455	689	511	286
656,007	262,356	336,597	448,104	544,856	418,409	229,069
588	619	645	985	791	819	801
10						
5,513						
551						
						31
						21,504
						694
21,330	21,243	23,018	28,702	17,258	18,022	9,361
18,350,055	18,440,525	19,841,405	27,315,424	16,805,403	17,894,418	9,588,423
860	868	862	952	974	993	1,024
2,443	1,959	1,883	2,086	617	616	533
1,529,026	1,235,579	1,265,865	1,633,114	450,640	537,686	432,098
626	631	672	783	730	873	811
		17				
		7,056				
		415				
47	39	141	104		97	11
43,874	44,106	52,679	84,249		61,532	16,717
933	1,131	374	810		634	1,520
66	7	55	1	1	1	
38,630	1,969	25,810	84	210	53	
585	281	469	84	210	53	
507	1,049	198			72	
248,642	416,365	124,740			32,299	
490	397	630			449	
34	41					
33,658	58,129					
990	1,418					

# 鮮魚

品目別・出荷地	計	4月	5月	6月	7月	8月
たい	1,423	201	359	172	95	231
山形	1,417,324	217,814	315,123	123,623	67,242	297,270
	996	1,084	878	719	708	1,287
茨城	6,453	62	1,405	936	986	88
	3,173,595	14,553	1,079,771	618,893	698,230	39,777
	492	235	769	661	708	452
千葉	17,734	4,496	2,570	1,064	2,962	885
	18,824,579	3,622,131	2,525,132	1,369,715	1,496,530	1,381,520
	1,061	806	983	1,287	505	1,561
東京	27,318	1,898	1,682	1,463	1,440	4,256
	28,838,751	1,737,778	1,739,652	1,549,138	1,550,815	4,470,257
	1,056	916	1,034	1,059	1,077	1,050
神奈川	107	28	43			
	153,922	28,236	44,888			
	1,439	1,008	1,044			
新潟	689	124	98	360	67	8
	464,742	120,950	64,997	219,495	41,324	4,326
	675	975	663	610	617	541
富山	175	42	50		47	
	113,391	30,724	26,208		47,639	
	648	732	524		1,014	
福井	12	3				
	35,280	8,820				
	2,940	2,940				
静岡	38,212	3,561	4,406	3,719	3,485	3,791
	32,168,898	3,147,275	3,443,576	2,649,053	3,007,279	3,694,784
	842	884	782	712	863	975
愛知	0					
	525					
	0					
三重	8,809	519	688	635	522	679
	10,065,957	355,111	583,641	550,562	460,390	610,035
	1,143	684	848	867	882	898
兵庫	10					
	4,893					
	489					
島根	847	243	316	251		18
	408,966	150,006	130,871	98,694		13,183
	483	617	414	393		732
山口	4,319	638	363	752	313	313
	4,550,281	570,110	313,118	563,385	311,601	388,729
	1,054	894	863	749	996	1,242
愛媛	74,978	7,969	3,984	2,668	5,620	7,018
	65,109,783	5,603,356	3,391,250	2,419,286	5,177,031	6,351,949
	868	703	851	907	921	905
福岡	4,146	1,864	1,664	200	28	6
	2,156,783	856,717	794,400	118,094	21,557	13,283
	520	460	477	590	770	2,214
長崎	1,387	931	403			
	804,956	516,456	251,928			
	580	555	625			
熊本	46,157	4,646	4,655	3,588	5,511	4,528
	39,794,859	3,079,518	3,555,152	3,076,531	4,831,520	4,154,891
	862	663	764	857	877	918
大分	240			131		51
	175,402			96,073		48,669
	731			733		954
宮崎	649	136	137	60	23	
	767,525	173,461	193,467	61,920	27,154	
	1,183	1,275	1,412	1,032	1,181	
鹿児島	3,354	478	376	291	217	194
	4,027,575	589,747	402,792	280,856	288,312	227,800
	1,201	1,234	1,071	965	1,329	1,174
かつお	2,023,569	135,313	263,838	358,125	327,832	395,937
合計	940,295,798	81,739,933	166,123,967	163,621,330	138,259,197	138,280,177
平均単価	465	604	630	457	422	349

上段：数量=kg  
 单位 中断：金額=円  
 下段：単価=円

9月	10月	11月	12月	1月	2月	3月
145	62	59	75		4	20
155,843	82,793	46,893	57,215		8,610	44,898
1,075	1,335	795	763		2,153	2,245
586	535	817	697	209	112	20
122,850	93,130	177,913	175,740	30,137	93,899	28,702
210	174	218	252	144	838	1,435
522	990	1,303	1,087	741	503	611
657,017	1,129,508	1,624,382	1,804,669	1,203,347	986,396	1,024,232
1,259	1,141	1,247	1,660	1,624	1,961	1,676
2,612	2,464	2,780	2,636	2,379	2,204	1,504
2,677,436	2,669,363	2,959,255	2,995,433	2,713,190	2,292,263	1,484,171
1,025	1,083	1,064	1,136	1,140	1,040	987
				23		13
				59,850		20,948
				2,602		1,611
	11	4	13		4	
	4,620	2,520	5,250		1,260	
	420	630	404		315	
				36		
				8,820		
				245		
					6	3
					17,640	8,820
					2,940	2,940
3,293	2,791	4,026	2,967	2,512	3,120	541
2,856,617	2,329,922	2,991,387	2,953,622	2,166,713	2,413,058	515,612
867	835	743	995	863	773	953
		0				
		525				
		0				
655	720	516	1,104	686	1,370	715
576,497	634,886	468,434	1,250,924	899,663	2,327,312	1,348,502
880	882	908	1,133	1,311	1,699	1,886
	10					
	4,893					
	489					
	19					
	16,212					
	853					
326	505	293	256	195	293	72
347,155	531,610	352,679	448,177	253,703	374,086	95,928
1,065	1,053	1,204	1,751	1,301	1,277	1,332
6,613	6,561	6,486	11,526	7,042	6,307	3,184
5,861,992	5,996,204	5,723,319	10,161,412	6,305,781	5,588,982	2,529,221
886	914	882	882	895	886	794
		293	27	38		26
		212,256	69,532	50,390	20,554	
		724	2,575	1,326	791	
	53					
	36,572					
	690					
3,304	3,295	3,686	5,646	2,577	2,832	1,889
3,024,164	2,988,530	3,326,007	5,112,010	2,308,277	2,529,668	1,808,591
915	907	902	905	896	893	957
58						
30,660						
529						
7	66	91	32	18		79
8,159	59,495	116,787	40,971	46,127		39,984
1,166	901	1,283	1,280	2,563		506
112	66	370	445	184	455	166
137,835	106,639	362,898	523,022	308,555	609,120	189,999
1,231	1,616	981	1,175	1,677	1,339	1,145
225,398	145,598	104,383	14,849	3,875	31,387	17,034
94,609,436	65,509,901	47,604,300	12,199,000	2,747,084	17,344,526	12,256,947
420	450	456	822	709	553	720

# 鮮魚

品目別・出荷地	計	4月	5月	6月	7月	8月
かつお	779,762	1,111	18,546	224,576	229,251	195,993
福島	333,018,662	746,835	11,721,539	98,047,245	100,951,100	67,800,306
	427	672	632	437	440	346
岩手	275				74	
	135,482				15,435	
	493				209	
宮城	415,303		216	21,783	41,013	106,303
	175,457,939		187,904	8,505,837	15,990,118	37,253,500
	422		870	390	390	350
茨城	4,007	395	1,138	712	650	28
	2,201,942	218,130	865,401	408,041	245,658	14,805
	550	552	760	573	378	529
千葉	704,497	94,135	209,429	94,211	52,954	86,481
	354,816,048	57,649,977	128,906,876	47,885,711	18,248,086	30,071,353
	504	612	616	508	345	348
東京	7,139	1,598	2,360	690	100	67
	6,026,456	973,472	1,984,930	408,214	86,100	59,693
	844	609	841	592	861	891
静岡	11,527	338	6,449	1,126	182	9
	7,483,994	279,034	4,084,684	768,155	154,875	15,593
	649	826	633	682	851	1,733
三重	336	336				
	147,499	147,499				
	439	439				
和歌山	612	612				
	322,277	322,277				
	527	527				
山口	85					
	55,944					
	658					
愛媛	21					
	12,915					
	615					
福岡	15,367	2,011		6,569	995	3,073
	7,732,159	1,371,955		2,972,700	627,039	1,161,287
	503	682		453	630	378
長崎	13,967			5,334	301	3,983
	7,143,716			2,686,978	133,794	1,903,640
	511			504	444	478
宮崎	34,624	20,636	9,538	1,802		
	18,320,158	10,324,122	5,417,826	970,983		
	529	500	568	539		
鹿児島	36,047	14,141	16,162	1,322	2,312	
	27,420,607	9,706,632	12,954,807	967,466	1,806,992	
	761	686	802	732	782	
さけ	139,453	6,851	7,746	12,560	11,835	9,536
合計	104,739,359	6,780,397	7,426,987	10,404,732	9,396,488	8,397,547
平均単価	751	990	959	828	794	881
福島	12,667	19			13	
	3,285,036	19,383			11,445	
	259	1,020			880	
北海道	14,811	26	293	489	29	1,520
	10,458,594	41,465	269,479	391,490	31,490	1,118,443
	706	1,595	920	801	1,086	736
青森	12,852	50	69	43		
	7,627,457	75,175	75,422	32,802		
	593	1,504	1,093	763		
岩手	9,899					14
	4,124,219					9,072
	417					648
宮城	48,596	2,583	3,256	6,286	9,035	4,132
	41,294,855	2,352,908	2,906,263	4,916,236	6,566,728	3,522,299
	850	911	893	782	727	852
秋田	18					
	9,555					
	531					

上段：数量=kg  
 单位 中断：金額=円  
 下段：単価=円

9月	10月	11月	12月	1月	2月	3月
63,705 27,634,744 434	17,336 10,709,058 618	25,243 12,462,284 494	2,984 2,268,910 760	346 269,451 779	391 291,690 746	280 115,500 413
65 20,087 309	101 74,235 735	35 25,725 735				
102,550 44,649,233 435	83,682 38,471,078 460	52,014 24,118,235 464	7,424 6,134,802 826	318 147,232 463		
355 121,160 341	157 98,847 630	298 114,778 385	274 115,122 420			
52,018 18,486,357 355	44,137 16,026,000 363	26,138 10,352,071 396	2,683 1,991,633 742	2,328 1,337,208 574	26,658 14,161,893 531	13,325 9,698,883 728
40 36,225 906	90 71,400 793	282 253,419 899	811 1,033,429 1,274	463 650,640 1,405	102 97,130 952	536 371,804 694
99 96,705 977			108 92,138 853	263 219,775 836	2,700 1,557,688 577	253 215,347 851
	74 46,368 627	11 9,576 871				
	21 12,915 615					
2,476 1,338,483 541			243 260,695 1,073			
4,090 2,226,442 544				157 122,778 782	102 70,084 687	
					467 200,110 429	2,181 1,407,117 645
		362 268,212 741	322 302,271 939		967 965,931 999	459 448,296 977
17,879 13,218,866 739	32,852 17,699,501 539	19,930 12,704,033 637	10,588 8,592,305 812	3,492 3,587,875 1,027	4,059 4,231,376 1,042	2,125 2,299,252 1,082
160 83,777 524	8,562 1,907,662 223	3,844 1,221,903 318	69 40,866 592			
6,114 3,807,270 623	5,924 3,827,738 646	200 442,544 2,213	107 271,110 2,534	50 120,750 2,415	36 83,160 2,310	23 53,655 2,333
198 108,592 548	3,362 1,924,389 572	6,397 4,086,147 639	2,730 1,324,142 485	3 788 263		
163 97,652 599	3,935 1,527,234 388	3,654 1,562,216 428	2,133 928,045 435			
5,190 4,513,402 870	6,889 5,280,753 767	3,656 3,249,622 889	2,394 2,599,019 1,086	1,966 2,024,767 1,030	2,273 2,363,492 1,040	936 999,366 1,068
		18 9,555 531				

# 鮮魚

品目別・出荷地	計	4月	5月	6月	7月	8月
さけ	30					
山形	6,300					
	210					
茨城	24					
	21,168					
	882					
千葉	2,053	129	172	194	212	192
	1,996,508	139,971	180,560	201,234	215,955	196,908
	972	1,085	1,050	1,037	1,019	1,026
東京	24,968	3,197	2,977	4,292	1,199	2,220
	22,252,103	3,269,881	2,918,597	3,585,172	1,229,183	2,093,805
	891	1,023	980	835	1,025	943
京都	2,914	457	410	263	173	283
	3,333,168	481,556	469,349	294,467	204,972	314,587
	1,144	1,054	1,145	1,120	1,185	1,112
大阪	174			109	65	
	163,031			104,367	58,664	
	937			957	903	
兵庫	6,913	348	287	600	643	764
	6,826,180	357,238	311,017	600,712	644,122	753,750
	987	1,027	1,084	1,001	1,002	987
愛媛	3,534	42	282	284	466	411
	3,341,185	42,820	296,300	278,252	433,929	388,683
	945	1,020	1,051	980	931	946
ます	5,609	1,043	2,165	230	829	158
合計	3,486,104	804,401	1,286,975	131,635	364,389	121,328
平均単価	622	771	594	572	440	768
福島	68	54		11	3	
	25,616	17,525		6,600	1,491	
	377	325		600	497	
北海道	3,269	579	1,180	153	753	
	1,542,041	362,321	551,860	71,935	265,157	
	472	626	468	470	352	
青森	886	146	44	40	63	38
	884,174	198,099	59,052	41,277	90,391	49,403
	998	1,357	1,342	1,032	1,435	1,300
岩手	965	222	712	13		
	815,037	205,603	566,825	6,363		
	845	926	796	489		
宮城	85	7	78			
	64,802	5,964	58,838			
	762	852	754			
東京	336	35	151	13	10	120
	154,434	14,889	50,400	5,460	7,350	71,925
	460	425	334	420	735	599
にしん	4,963	384	204	651	51	
合計	2,002,478	228,714	65,364	212,523	21,420	
平均単価	403	596	320	326	420	
福島	146					
	75,601					
	518					
北海道	1,778	342	108	398	51	
	694,424	200,679	32,604	146,215	21,420	
	391	587	302	367	420	
宮城	226			226		
	50,243			50,243		
	222			222		
東京	2,813	42	96	27		
	1,182,210	28,035	32,760	16,065		
	420	668	341	595		
いわし	160,973	10,998	6,317	22,517	25,374	20,434
合計	61,985,142	4,521,308	3,004,639	7,151,620	7,916,607	6,465,404
平均単価	385	411	476	318	312	316
福島	10,861	23	16	5,047	1,345	1,200
	3,728,931	99,288	66,696	1,384,351	522,219	381,366
	343	4,317	4,169	274	388	318

単位 上段：数量=kg  
 中断：金額=円  
 下段：単価=円

9月	10月	11月	12月	1月	2月	3月
	30 6,300 210					
		12 18,018 1,502				12 3,150 263
147 140,315 955	231 196,820 852	172 165,209 961	202 207,072 1,025	225 175,180 779	155 153,974 993	22 23,310 1,060
4,740 3,336,849 704	2,535 1,691,291 667	478 520,533 1,089	1,125 1,333,955 1,186	553 548,587 992	873 875,115 1,002	779 849,135 1,090
175 201,503 1,151	167 194,010 1,162	179 212,347 1,186	339 403,259 1,190	174 208,098 1,196	159 189,724 1,193	135 159,296 1,180
639 611,927 958	799 760,692 952	744 697,943 938	1,199 1,197,371 999	344 337,245 980	371 375,573 1,012	175 178,590 1,021
353 317,579 900	418 382,612 915	576 517,996 899	290 287,466 991	177 172,460 974	192 190,338 991	43 32,750 762
40 50,526 1,263	68 74,340 1,093		18 36,246 2,014	194 124,847 644	559 380,883 681	305 110,534 362
				39 41,970 1,076	285 162,173 569	280 86,625 309
40 50,526 1,263	68 74,340 1,093			155 82,877 535	274 218,710 798	18 19,499 1,083
			18 36,246 2,014			
						7 4,410 630
		280 94,846 339	135 48,983 363	1,132 514,190 454	1,629 622,490 382	497 193,948 390
		18 10,868 604	3 1,733 578	75 39,375 525		50 23,625 473
		262 83,978 321	132 47,250 358	40 9,240 231	278 95,592 344	167 57,446 344
				1,017 465,575 458	1,351 526,898 390	280 112,877 403
8,321 4,338,143 521	11,036 5,460,131 495	12,221 5,108,895 418	11,626 4,556,624 392	13,441 5,787,046 431	14,121 5,495,510 389	4,567 2,179,215 477
523 272,895 522	82 120,603 1,471	1,861 513,913 276	12 7,862 655	280 170,730 610	388 162,548 419	84 26,460 315

# 鮮魚

品目別・出荷地	計	4月	5月	6月	7月	8月
いわし	5			5		
北海道	2,625			2,625		
	525			525		
青森	124		24			100
	19,950		4,200			15,750
	161		175			158
岩手	77				12	
	27,195				2,520	
	353				210	
宮城	5,175	2	2	62	1,263	2,682
	1,595,743	8,487	8,487	26,544	636,880	550,286
	308	4,244	4,244	428	504	205
茨城	385			385		
	90,931			90,931		
	236			236		
千葉	63,593	2,044	1,541	10,870	17,874	11,374
	19,119,420	478,540	642,077	3,120,705	4,615,974	3,331,421
	301	234	417	287	258	293
東京	6,470	1,475	1,410	1,140	640	450
	3,536,796	792,496	717,942	494,552	391,653	289,802
	547	537	509	434	612	644
神奈川	20,631	835	850	2,433	2,758	3,380
	8,262,086	328,128	310,802	886,937	1,048,376	1,256,699
	400	393	366	365	380	372
新潟	20	20				
	8,925	8,925				
	446	446				
静岡	6,536	1,791		775		
	1,671,824	403,358		247,225		
	256	225		319		
愛知	62	38	24			
	131,040	80,640	50,400			
	2,114	2,122	2,100			
三重	400					
	147,002					
	368					
和歌山	350	350				
	92,190	92,190				
	263	263				
島根	150	150				
	47,250	47,250				
	315	315				
広島	250					
	115,134					
	461					
愛媛	180	100				
	82,951	53,551				
	461	536				
大分	45,704	4,170	2,450	1,800	1,482	1,248
	23,305,149	2,128,455	1,204,035	897,750	698,985	640,080
	510	510	491	499	472	513
あじ	206,446	14,545	20,204	22,074	23,693	24,488
合計	117,589,908	10,180,746	12,133,338	12,360,964	13,762,900	13,949,810
平均単価	570	700	601	560	581	570
福島	3,882	10	9	51	165	472
	2,604,653	12,957	10,227	17,903	349,512	501,632
	671	1,296	1,136	351	2,118	1,063
青森	1,119				5	680
	403,201				1,838	246,750
	360				368	363
岩手	31					31
	6,405					6,405
	207					207
宮城	5,574	64			1,996	3,076
	1,980,186	141,015			670,689	1,029,829
	355	2,203			336	335



単位 上段：数量=kg  
 中断：金額=円  
 下段：単価=円

9月	10月	11月	12月	1月	2月	3月
	65 24,675 380					
402 160,727 400	13 16,353 1,258	592 132,590 224	1 4,715 4,715	1 5,657 5,657	1 5,657 5,657	154 39,360 256
2,047 1,050,652 513	2,982 1,353,926 454	3,305 1,206,484 365	4,953 1,500,243 303	3,821 1,123,759 294	2,349 526,693 224	433 168,946 390
437 255,888 586	53 56,595 1,068	100 42,263 423	35 40,688 1,163	225 182,439 811	150 80,064 534	355 192,414 542
2,308 1,240,058 537	2,685 1,182,780 441	825 365,667 443	1,975 671,486 340	1,222 392,914 322	1,095 447,617 409	265 130,622 493
	20 8,400 420			800 268,908 336	2,950 659,933 224	200 84,000 420
						400 147,002 368
					100 48,038 480	150 67,096 447
					80 29,400 368	
2,604 1,357,923 521	5,136 2,696,799 525	5,538 2,847,978 514	4,650 2,331,630 501	7,092 3,642,639 514	7,008 3,535,560 505	2,526 1,323,315 524
20,841 10,373,732 498	17,155 8,719,795 508	15,723 8,317,670 529	13,852 8,241,296 595	13,265 7,679,503 579	13,834 7,759,758 561	6,772 4,110,396 607
1,058 390,922 369	924 387,898 420	335 237,386 709	186 216,923 1,166	534 192,260 360	88 178,250 2,026	50 108,783 2,176
184 48,300 263		250 106,313 425				
285 84,525 297	50 23,100 462	103 31,028 301				

# 鮮魚

品目別・出荷地	計	4月	5月	6月	7月	8月
あじ	2,310		425	1,448	383	
山形	644,733		130,932	387,463	121,235	
	279		308	268	317	
茨城	4,648		120	104	80	
	816,454		50,222	37,040	14,700	
	176		419	356	184	
千葉	35,679	3,141	3,843	1,259	2,723	5,760
	14,114,436	1,367,588	1,469,796	447,986	999,892	2,377,435
	396	435	382	356	367	413
東京	41,300	2,517	4,704	5,136	4,318	4,048
	27,036,774	2,072,776	3,089,018	2,881,398	2,979,673	3,025,951
	655	824	657	561	690	748
神奈川	3,712	396	826	341	241	559
	4,145,416	432,945	683,868	357,443	270,049	543,716
	1,117	1,093	828	1,048	1,121	973
新潟	3,960	77	181	1,784	757	260
	1,909,052	52,185	124,006	824,832	392,018	163,801
	482	678	685	462	518	630
富山	18,082	765	1,255	3,550	2,609	1,362
	7,460,676	215,829	526,900	1,698,631	1,131,721	431,920
	413	282	420	478	434	317
福井	150				150	
	76,650				76,650	
	511				511	
静岡	85		15			
	56,175		12,075			
	661		805			
三重	680		5			30
	347,908		11,855			19,425
	512		2,371			648
和歌山	1,050				300	
	404,777				190,051	
	386				634	
島根	1,895	158	270	848	339	250
	1,341,694	123,480	177,188	635,672	237,090	152,514
	708	782	656	750	699	610
広島	1,005					
	526,788					
	524					
山口	7,392	580	1,087	951	1,195	350
	5,108,423	621,075	926,784	615,796	778,580	247,276
	691	1,071	853	648	652	707
香川	9	9				
	15,152	15,152				
	1,684	1,684				
愛媛	8,183	468	1,640	1,506	1,164	718
	6,430,804	543,832	1,124,275	990,153	790,076	657,084
	786	1,162	686	657	679	915
福岡	12,837	979	1,481	1,181	1,495	1,885
	8,773,299	745,198	1,025,459	741,913	878,917	1,193,007
	683	761	692	628	588	633
佐賀	30,654	3,128	2,664	2,734	3,052	2,502
	19,549,344	2,148,671	1,780,497	1,878,283	2,016,316	1,517,736
	638	687	668	687	661	607
長崎	18,397	1,692	1,561	930	2,320	2,210
	10,286,293	1,046,960	856,884	609,676	1,454,439	1,596,454
	559	619	549	656	627	722
大分	1,622	511	53	251	401	
	1,754,045	614,833	62,477	236,775	409,454	
	1,081	1,203	1,179	943	1,021	
宮崎	550	50				
	673,397	26,250				
	1,224	525				
鹿児島	1,640		65			295
	1,123,173		70,875			238,875
	685		1,090			810

上段：数量=kg  
 单位 中断：金額=円  
 下段：単価=円

9月	10月	11月	12月	1月	2月	3月
	54					
	5,103					
	95					
1,007	1,352	908	156	879	42	
164,410	169,632	75,464	33,075	263,091	8,820	
163	125	83	212	299	210	
7,013	3,750	1,920	2,354	2,509	1,180	227
2,479,408	1,444,302	643,395	1,106,469	1,081,957	554,089	142,119
354	385	335	470	431	470	626
2,639	3,414	2,616	3,475	2,900	3,127	2,406
1,806,239	2,186,664	1,841,780	2,093,193	1,828,486	1,774,291	1,457,305
684	640	704	602	631	567	606
214	163	146	205	95	450	76
378,620	283,962	251,221	349,164	158,147	322,014	114,267
1,769	1,742	1,721	1,703	1,665	716	1,504
455	125	310				11
183,028	49,350	116,367				3,465
402	395	375				315
774	1,106	1,197	1,411	1,028	1,665	1,360
224,439	323,873	334,005	824,940	659,506	744,246	344,666
290	293	279	585	642	447	253
	30					40
	12,600					31,500
	420					788
208	150	219	50			18
107,730	81,113	98,280	14,385			15,120
518	541	449	288			840
100			650			
48,825			165,901			
488			255			
30						
15,750						
525						
				555	300	150
				272,424	130,988	123,376
				491	437	823
1,090	875	765	435	28	36	
686,964	502,952	459,375	212,889	23,184	33,548	
630	575	600	489	828	932	
800	527	809	144	167	142	98
684,488	485,239	496,044	213,995	189,235	168,990	87,393
856	921	613	1,486	1,133	1,190	892
752	1,058	763	1,053	668	1,392	130
515,804	615,365	543,744	863,050	548,049	931,642	171,151
686	582	713	820	820	669	1,317
2,722	2,662	3,311	1,853	2,450	2,592	984
1,664,440	1,650,563	1,994,722	1,187,754	1,453,602	1,579,790	676,970
611	620	602	641	593	609	688
1,151	580	1,865	1,608	955	2,500	1,025
623,380	307,756	918,865	804,047	457,068	1,017,458	593,306
542	531	493	500	479	407	579
				150	248	8
				180,079	240,977	9,450
				1,201	972	1,181
		16		223	72	189
		44,468		296,499	74,655	231,525
		2,779		1,330	1,037	1,225
359	335	190	272	124		
266,460	190,323	125,213	155,511	75,916		
742	568	659	572	612		

# 鮮魚

品目別・出荷地	計	4月	5月	6月	7月	8月
さば類	147,484	13,462	9,260	11,088	14,311	10,106
合計	45,438,168	3,904,711	3,270,677	3,196,536	3,936,473	3,000,698
平均単価	308	290	353	288	275	297
福島	9,316 2,140,406 230	6 3,780 630		100 26,093 261	812 151,982 187	1,321 215,342 163
北海道	20 3,956 198				20 3,956 198	
青森	5,711 1,440,443 252				452 75,128 166	1,751 400,575 229
岩手	4,159 1,278,133 307				1,212 332,563 274	697 180,733 259
宮城	28,629 7,237,653 253	45 42,525 945	25 23,625 945	70 34,650 495	5,812 1,439,025 248	1,253 277,935 222
茨城	214 14,823 69					
千葉	35,581 9,383,025 264	1,820 453,810 249	2,200 680,130 309	4,356 1,091,191 251	896 168,840 188	633 146,454 231
東京	8,375 4,115,810 491	1,395 715,602 513	795 690,070 868	275 496,250 1,805	1,021 465,215 456	2,662 827,770 311
神奈川	27,411 5,968,883 218	4,761 1,025,325 215	4,923 1,162,770 236	5,900 1,171,643 199	3,790 737,100 194	1,422 285,390 201
新潟	603 333,819 554		14 9,556 683	54 28,445 527		
富山	1,048 368,295 351		44 23,709 539	178 87,115 489		
静岡	19,429 4,479,301 231	5,024 1,015,245 202	875 132,668 152			
三重	827 304,397 368	13 21,735 1,672	146 135,893 931	17 7,224 425		
山口	64 45,885 717					
香川	1,296 2,432,561 1,877		35 54,812 1,566	108 187,775 1,739	158 295,964 1,873	179 340,442 1,902
愛媛	353 539,650 1,529	167 255,469 1,530	76 103,279 1,359			
福岡	1,135 1,159,102 1,021	47 65,678 1,397	30 66,150 2,205	30 66,150 2,205	18 39,900 2,217	21 45,150 2,150
佐賀	137 68,201 498					
長崎	1,511 1,111,940 736	48 35,060 730				25 20,055 802
宮崎	1,645 3,001,490 1,825	136 270,482 1,989	97 188,015 1,938		120 226,800 1,890	142 260,852 1,837
鹿児島	20 10,395 520					

上段：数量=kg  
 单位 中断：金額=円  
 下段：単価=円

9月	10月	11月	12月	1月	2月	3月
11,798	14,010	18,634	12,642	7,934	14,357	9,882
3,295,433	4,070,144	5,816,251	4,438,034	2,926,015	4,681,858	2,901,338
279	291	312	351	369	326	294
1,532	315	3,371	308	1,516	35	
273,030	24,603	881,865	101,106	453,732	8,873	
178	78	262	328	299	254	
1,402	2,040	66				
277,095	668,850	18,795				
198	328	285				
222	256	614	1,035	23	100	
52,238	102,797	254,322	326,972	6,458	22,050	
235	402	414	316	281	221	
3,670	6,804	4,896	3,762	2,023	132	137
791,049	1,568,123	1,072,576	979,578	606,375	180,642	221,550
216	230	219	260	300	1,369	1,617
41	158	15				
2,153	10,307	2,363				
53	65	158				
3,157	2,344	8,102	4,450	2,178	3,441	2,004
830,235	543,165	2,309,969	1,169,385	559,010	918,236	512,600
263	232	285	263	257	267	256
689	547	145	343	118	240	145
268,643	223,230	57,330	130,305	52,815	145,740	42,840
390	408	395	380	448	607	295
630	1,035		356	430	2,756	1,408
115,500	202,860		76,020	84,945	698,355	408,975
183	196		214	198	253	290
98	20	378	39			
59,745	17,640	195,018	23,415			
610	882	516	600			
			786		40	
			239,936		17,535	
			305		438	
				975	6,770	5,785
				271,425	1,685,198	1,374,765
				278	249	238
	50	120	300			181
	15,750	31,500	55,020			37,275
	315	263	183			206
50		14				
31,500		14,385				
630		1,028				
163	164	143	190	93	41	22
322,661	306,922	275,257	358,957	183,026	73,616	33,129
1,980	1,871	1,925	1,889	1,968	1,796	1,506
					75	35
					125,193	55,709
					1,669	1,592
30	38	179	406	124	147	65
65,100	84,000	160,063	280,350	89,389	140,482	56,690
2,170	2,211	894	691	721	956	872
		58			79	
		29,030			39,171	
		501			496	
	120	398	400	235	285	
	84,525	280,980	240,345	218,190	232,785	
	704	706	601	928	817	
114	119	135	247	219	216	100
206,484	217,372	232,798	446,250	400,650	393,982	157,805
1,811	1,827	1,724	1,807	1,829	1,824	1,578
			20			
			10,395			
			520			

# 鮮魚

品目別・出荷地	計	4月	5月	6月	7月	8月
さんま	1,077,178	33,042	24,941	27,668	19,260	56,792
合計	410,406,605	7,082,586	5,583,480	5,955,968	7,262,430	42,395,420
平均単価	381	214	224	215	377	747
福島	477,933	31,216	23,301	26,826	15,043	6,889
	135,752,532	6,411,426	5,035,023	5,678,768	3,294,795	1,951,016
	284	205	216	212	219	283
北海道	140,586	288	176	152	3,127	43,232
	91,657,836	107,310	61,152	42,210	3,481,695	34,958,994
	652	373	347	278	1,113	809
青森	400					
	115,500					
	289					
岩手	388,942					3,440
	141,242,012					1,874,670
	363					545
宮城	51,835	1,538	1,430	690	942	1,043
	34,207,266	563,850	481,950	234,990	329,700	1,962,450
	660	367	337	341	350	1,882
東京	17,448				148	2,188
	7,426,104				156,240	1,648,290
	426				1,056	753
神奈川	34		34			
	5,355		5,355			
	158		158			
熊本	0	0				
	0	0				
	0	0				
はまち	395,183	33,589	23,757	15,476	19,361	34,580
合計	308,504,338	26,210,227	22,099,049	16,932,673	19,658,636	26,476,447
平均単価	781	780	930	1,094	1,015	766
福島	13,066	95	314	165	659	1,172
	8,923,460	117,360	243,783	188,719	290,949	641,970
	683	1,235	776	1,144	442	548
北海道	3,732				24	
	1,236,577				9,912	
	331				413	
青森	13,755		48	470	975	526
	3,859,736		20,118	167,680	384,479	122,263
	281		419	357	394	232
岩手	7,299			114	276	1,713
	2,045,586			84,054	101,369	433,062
	280			737	367	253
宮城	37,426	367	10	36	113	9,509
	8,348,107	309,794	5,250	19,110	51,714	2,058,960
	223	844	525	531	458	217
秋田	440					
	57,511					
	131					
山形	479		115	296		
	111,104		42,359	61,657		
	232		368	208		
茨城	193		10	47	126	10
	114,771		19,656	31,558	48,773	14,784
	595		1,966	671	387	1,478
千葉	78,983	6,015	3,728	1,641	1,808	2,882
	34,528,854	2,643,085	2,055,733	1,312,019	1,719,737	2,254,118
	437	439	551	800	951	782
東京	120,515	12,251	11,634	7,561	8,502	9,955
	166,694,401	14,689,230	14,875,580	11,016,207	12,278,262	15,451,342
	1,383	1,199	1,279	1,457	1,444	1,552
神奈川	2,599	106	387	794	1,255	57
	1,118,171	47,985	194,996	389,999	467,299	17,892
	430	453	504	491	372	314
新潟	2,551		420	817	124	35
	1,019,122		87,570	277,578	32,970	9,387
	399		209	340	266	268

上段：数量=kg  
 单位 中断：金額=円  
 下段：単価=円

9月	10月	11月	12月	1月	2月	3月
286,894	339,608	206,910	52,215	13,400	10,626	5,822
138,070,021	113,925,034	65,097,343	14,972,949	4,746,694	3,626,385	1,688,295
481	335	315	287	354	341	290
46,110	152,723	107,340	44,567	10,036	8,722	5,160
17,319,122	47,615,895	29,973,572	11,268,381	3,231,229	2,589,405	1,383,900
376	312	279	253	322	297	268
80,959	9,768	1,300	888	696		
49,023,872	3,334,648	302,085	194,775	151,095		
606	341	232	219	217		
400						
115,500						
289						
145,068	154,102	84,140	2,160		8	24
61,841,726	50,758,449	26,098,359	653,478		3,780	11,550
426	329	310	303		473	481
4,969	17,291	14,130	4,600	2,668	1,896	638
5,908,069	10,456,200	8,723,327	2,856,315	1,364,370	1,033,200	292,845
1,189	605	617	621	511	545	459
9,388	5,724					
3,861,732	1,759,842					
411	307					
30,906	41,172	42,218	65,784	41,682	32,568	14,090
21,590,878	24,113,652	27,656,097	46,938,232	34,151,064	29,529,547	13,147,836
699	586	655	714	819	907	933
132	718	903	5,290	1,455	1,856	307
104,558	502,379	887,384	2,897,289	1,251,805	1,522,268	274,996
792	700	983	548	860	820	896
59	3,076	573				
30,713	986,570	209,382				
521	321	365				
920	3,885	6,241	514		176	
227,152	1,213,123	1,311,278	348,889		64,754	
247	312	210	679		368	
1,254	1,879	1,401	659	3		
366,761	402,417	414,824	242,836	263		
292	214	296	368	88		
4,324	13,048	4,197	5,615	207		
1,082,004	2,367,069	774,756	1,567,588	111,862		
250	181	185	279	540		
373	67					
51,631	5,880					
138	88					
	68					
	7,088					
	104					
4,298	3,518	5,384	28,029	14,642	4,411	2,627
2,301,929	2,101,136	2,558,046	9,455,938	4,584,300	2,224,297	1,318,516
536	597	475	337	313	504	502
8,532	7,439	9,567	13,433	12,490	12,877	6,274
12,248,882	11,647,549	14,126,102	20,054,634	17,148,582	15,074,574	8,083,457
1,436	1,566	1,477	1,493	1,373	1,171	1,288
330	10		480	140	195	
59,305	6,426		341,148	142,493	62,245	
180	643		711	1,018	319	

# 鮮魚

品目別・出荷地	計	4月	5月	6月	7月	8月
はまち	5,430		643			100
富山	3,022,519		201,939			21,000
	557		314			210
石川	819					
	1,033,487					
	1,262					
福井	1,498		266			
	1,428,228		67,370			
	953		253			
静岡	306					
	122,012					
	399					
三重	15,477	882	623	755	980	973
	17,449,514	1,147,367	892,287	1,159,786	1,421,988	1,340,401
	1,127	1,301	1,432	1,536	1,451	1,378
鳥取	1,401					279
	818,377					63,926
	584					229
島根	1,830	756	408	282		
	657,591	266,344	144,433	95,367		
	359	352	354	338		
広島	4,663					
	1,842,470					
	395					
山口	1,578	227	159	183	588	225
	648,626	156,467	73,327	66,183	189,893	79,018
	411	689	461	362	323	351
愛媛	55,987	4,684	2,334	2,146	1,691	4,453
	43,748,951	3,870,560	2,311,763	1,962,340	2,099,272	3,445,299
	781	826	990	914	1,241	774
福岡	12,554	2,492	800	97	2,240	2,345
	3,478,022	778,297	221,840	20,265	562,019	393,101
	277	312	277	209	251	168
佐賀	675	194				
	248,228	70,971				
	368	366				
長崎	9,239	5,386	1,721			335
	3,844,600	1,946,845	549,063			109,039
	416	361	319			325
大分	182	107	40	35		
	265,301	154,015	58,455	52,831		
	1,458	1,439	1,461	1,509		
宮崎	350	27	93			11
	175,847	11,907	29,327			20,885
	502	441	315			1,899
鹿児島	2,156		4	37		
	1,663,165		4,200	27,320		
	771		1,050	738		
ひらめ	61,551	4,419	4,433	7,918	6,186	4,725
合計	76,904,783	8,155,452	5,692,688	6,444,649	6,358,353	7,990,098
平均単価	1,249	1,846	1,284	814	1,028	1,691
福島	32,719	1,984	1,587	4,010	3,589	3,128
	40,035,609	2,682,838	2,251,099	3,272,935	3,705,558	5,237,348
	1,224	1,352	1,418	816	1,032	1,674
北海道	1,586			469	339	
	1,346,708			330,727	287,697	
	849			705	849	
青森	5,392	84	146	1,167	972	455
	4,508,993	116,424	125,581	755,305	725,878	574,525
	836	1,386	860	647	747	1,263
岩手	2,564	4	174	522	488	233
	2,009,267	3,885	118,507	340,652	364,462	249,776
	784	971	681	653	747	1,072
宮城	827	189	16	49	48	145
	1,110,637	367,196	14,616	33,606	37,145	182,849
	1,343	1,943	914	686	774	1,261



單位 上段：數量=kg  
 中斷：金額=円  
 下段：單價=円

9月	10月	11月	12月	1月	2月	3月
50	645	2,146	1,201	395	250	
13,125	102,481	561,423	1,493,400	521,368	107,783	
263	159	262	1,243	1,320	431	
			20	755	44	
			32,130	923,867	77,490	
			1,607	1,224	1,761	
			911	227	94	
			1,067,816	213,987	79,055	
			1,172	943	841	
					185	121
					71,654	50,358
					387	416
838	1,716	1,539	2,729	1,779	1,810	853
1,114,753	1,347,499	1,804,873	3,007,301	1,808,879	1,721,549	682,831
1,330	785	1,173	1,102	1,017	951	801
	96	40		388	598	
	26,460	12,600		287,120	428,271	
	276	315		740	716	
281				103		
59,361				92,086		
211				894		
				2,205	1,610	848
				878,987	529,089	434,394
				399	329	512
94			9	93		
28,172			15,351	40,215		
300			1,706	432		
9,130	3,611	8,531	6,056	5,321	6,198	1,832
3,835,665	3,123,467	4,408,849	5,812,557	5,262,464	5,977,854	1,638,861
420	865	517	960	989	964	895
291	1,323	1,253	249	685	400	379
66,867	232,275	341,672	111,258	351,631	231,889	166,908
230	176	273	447	513	580	440
					481	
					177,257	
					369	
				445	764	588
				232,482	662,994	344,177
				522	868	585
	73	71				75
	41,833	48,301				23,594
	573	680				315
		372	589	349	619	186
		196,607	490,097	298,673	516,524	129,744
		529	832	856	834	698
4,346	5,110	5,679	7,747	5,367	3,740	1,881
7,056,860	5,387,950	5,748,215	10,501,222	6,352,228	4,552,323	2,664,745
1,624	1,054	1,012	1,356	1,184	1,217	1,417
2,992	1,631	2,964	4,304	3,275	2,169	1,086
5,170,405	2,189,944	3,073,122	4,901,044	3,563,527	2,519,943	1,467,846
1,728	1,343	1,037	1,139	1,088	1,162	1,352
	159	506	113			
	126,381	462,492	139,411			
	795	914	1,234			
102	509	691	820	338	91	17
128,022	263,595	560,936	776,343	368,080	90,994	23,310
1,255	518	812	947	1,089	1,000	1,371
207	46	86	488	286	26	4
175,936	18,124	68,578	422,716	227,228	15,990	3,413
850	394	797	866	795	615	853
47			73	4	188	68
76,378			90,281	2,751	229,564	76,251
1,625			1,237	688	1,221	1,121

# 鮮魚

品目別・出荷地	計	4月	5月	6月	7月	8月
ひらめ	66			27	39	
秋田	33,096			7,781	25,315	
	501			288	649	
山形	118	10	35	56	4	2
	141,880	19,467	36,431	55,719	2,951	2,363
	1,202	1,947	1,041	995	738	1,182
茨城	8,854	731	1,365	976	232	28
	7,159,251	785,394	1,072,011	657,297	288,839	75,464
	809	1,074	785	673	1,245	2,695
千葉	1,664	434	424	272	130	51
	2,517,177	887,163	609,278	266,524	159,067	64,859
	1,513	2,044	1,437	980	1,224	1,272
東京	4,108	651	418	247	248	511
	10,121,609	2,165,393	959,294	594,255	610,351	1,249,718
	2,464	3,326	2,295	2,406	2,461	2,446
新潟	136	3	31	75	4	
	93,422	2,625	27,481	44,751	1,397	
	687	875	886	597	349	
富山	126					
	82,847					
	658					
静岡	2,999	227	228	48	93	172
	5,527,805	469,846	471,066	85,097	149,693	353,196
	1,843	2,070	2,066	1,773	1,610	2,053
三重	341	101				
	2,166,801	654,801				
	6,354	6,483				
山口	9		9			
	7,324		7,324			
	814		814			
熊本	20					
	14,427					
	721					
鹿児島	22	1				
	27,930	420				
	1,270	420				
かれい類	401,208	47,609	31,055	30,900	8,376	6,994
合計	280,023,218	30,331,643	16,996,144	15,176,248	6,508,201	6,680,026
平均単価	698	637	547	491	777	955
福島	185,221	18,388	15,701	15,930	2,683	487
	118,931,836	11,880,128	8,559,229	8,197,315	2,230,920	519,676
	642	646	545	515	832	1,067
北海道	60,655	3,072	2,394	3,498	942	1,730
	58,858,480	1,569,990	1,182,774	1,688,169	633,378	1,744,798
	970	511	494	483	672	1,009
青森	47,560	5,419	2,505	3,627	757	882
	28,287,385	3,038,771	1,425,509	1,093,965	302,841	934,832
	595	561	569	302	400	1,060
岩手	24,431	7,808	3,015	1,339	1,028	497
	16,220,058	4,422,642	1,733,584	719,744	680,225	478,057
	664	566	575	538	662	962
宮城	30,183	6,928	1,970	1,677	1,180	1,476
	24,640,647	5,422,086	1,542,770	1,172,150	1,200,104	1,130,072
	816	783	783	699	1,017	766
秋田	14,585	1,459	1,482	1,633	317	411
	7,694,593	914,915	669,590	829,325	335,501	509,091
	528	627	452	508	1,058	1,239
山形	1,198	112	48	48	24	
	994,257	81,879	22,958	25,221	18,144	
	830	731	478	525	756	
茨城	16,862	2,161	2,577	1,745	176	
	10,246,585	1,456,180	1,270,871	776,583	123,928	
	608	674	493	445	704	
千葉	2,788	25	8	591	1,069	465
	2,262,893	24,334	3,938	417,984	890,655	455,627
	812	973	492	707	833	980

単位 上段：数量=kg  
 中断：金額=円  
 下段：単価=円

9月	10月	11月	12月	1月	2月	3月
5		6				
10,626		14,323				
2,125		2,387				
418	2,176	909	543	466	729	281
287,214	1,518,269	536,940	568,796	350,826	663,938	354,263
687	698	591	1,048	753	911	1,261
18		34	57	144		100
19,793		34,708	148,177	215,025		112,583
1,100		1,021	2,600	1,493		1,126
387	376	170	512	374	152	62
898,796	888,261	424,782	860,110	929,013	378,462	163,174
2,322	2,362	2,499	1,680	2,484	2,490	2,632
20		3				
15,908		1,260				
795		420				
				126		
				82,847		
				658		
150	213	310	595	354	352	257
273,782	383,376	571,074	1,079,152	612,931	620,987	457,605
1,825	1,800	1,842	1,814	1,731	1,764	1,781
			240			
			1,512,000			
			6,300			
					20	
					14,427	
					721	
			2		13	6
			3,192		18,018	6,300
			1,596		1,386	1,050
31,590	41,108	51,148	55,786	38,099	41,973	16,570
15,090,466	20,192,700	36,348,559	59,394,188	31,241,995	29,438,505	12,624,543
478	491	711	1,065	820	701	762
18,538	27,138	19,697	20,640	20,316	19,314	6,389
8,121,612	12,349,820	12,982,263	20,694,953	15,755,946	13,000,655	4,639,319
438	455	659	1,003	776	673	726
696	3,631	15,592	23,701	4,501	667	231
721,047	2,484,144	13,768,660	29,373,163	5,004,941	489,042	198,374
1,036	684	883	1,239	1,112	733	859
780	1,099	5,337	5,068	6,671	10,509	4,906
396,621	478,542	2,124,663	2,835,200	5,085,925	6,981,774	3,588,742
508	435	398	559	762	664	732
175	70	74	259	1,940	5,871	2,355
149,017	75,758	73,982	267,090	1,607,636	4,189,994	1,822,329
852	1,082	1,000	1,031	829	714	774
3,928	1,270	1,075	2,753	2,745	3,709	1,472
2,026,481	829,417	859,662	3,221,187	2,339,439	3,455,101	1,442,178
516	653	800	1,170	852	932	980
3,441	3,741	1,812	125		51	113
1,405,296	1,731,743	1,077,885	101,858		33,995	85,394
408	463	595	815		667	756
44	74	218	163	19	283	165
13,057	63,000	239,232	177,072	19,152	210,777	123,765
297	851	1,097	1,086	1,008	745	750
1,496	2,172	2,823	1,315	844	1,215	338
632,778	978,824	1,956,698	1,169,225	688,574	921,718	271,206
423	451	693	889	816	759	802
1	12	24	329	155	3	106
1,040	8,820	28,938	267,294	71,590	1,575	91,098
1,040	735	1,206	812	462	525	859

# 鮮魚

品目別・出荷地	計	4月	5月	6月	7月	8月
かれい類	4,213	677	815	535	195	183
東京	1,759,405	295,128	256,413	113,989	90,300	108,297
	418	436	315	213	463	592
新潟	2,657	906	305	234		
	1,740,853	600,910	183,555	119,238		
	655	663	602	510		
福井	1,585					
	369,865					
	233					
愛知	494	85	61	43	5	
	334,780	58,239	36,960	22,565	2,205	
	678	685	606	525	441	
兵庫	68					
	34,162					
	502					
鳥取	913	107	11			
	588,443	67,637	6,510			
	645	632	592			
島根	7,766	454	163			855
	7,032,347	483,684	101,483			793,601
	906	1,065	623			928
愛媛	8	8				
	15,120	15,120				
	1,890	1,890				
大分	5					
	3,045					
	609					
宮崎	16					8
	8,464					5,975
	529					747
たら類	86,687	5,728	2,234	1,727	1,089	1,026
合計	38,166,722	2,129,064	921,894	681,812	714,719	670,536
平均単価	440	372	413	395	656	654
福島	19,255	1,624	1,079	479	109	112
	5,012,464	310,678	109,178	32,807	14,969	26,525
	260	191	101	68	137	237
北海道	8,016	188	136	17	32	23
	3,652,192	110,041	100,013	33,600	67,200	6,195
	456	585	735	1,976	2,100	269
青森	28,786	35	486	625	557	551
	11,230,544	6,463	294,998	386,471	350,585	344,515
	390	185	607	618	629	625
岩手	2,384	320	64	284	26	2
	694,091	160,556	12,968	43,313	5,413	158
	291	502	203	153	208	79
宮城	14,746	1,450	378	171	342	300
	10,928,771	1,037,580	271,008	90,405	232,893	222,079
	741	716	717	529	681	740
秋田	182					
	137,031					
	753					
山形	121					
	79,590					
	658					
茨城	7,555	1,994	20	100		
	2,345,491	288,905	1,838	6,301		
	310	145	92	63		
千葉	1,801					
	2,130,503					
	1,183					
東京	3,449					
	1,345,115					
	390					
新潟	64			2		
	17,006			924		
	266			462		

上段：数量=kg  
 单位 中断：金額=円  
 下段：単価=円

9月	10月	11月	12月	1月	2月	3月
20	60	1,164	300	35	56	173
5,639	39,776	577,767	138,073	11,550	8,169	114,304
282	663	496	460	330	146	661
	112	702	124		243	31
	56,481	449,376	202,042		110,949	18,302
	504	640	1,629		457	590
1,005	480					100
223,126	97,126					49,613
222	202					496
47	24	24	37	105	44	19
15,011	15,099	19,908	42,950	78,425	29,243	14,175
319	629	830	1,161	747	665	746
	29	39				
	13,204	20,958				
	455	537				
15	455	33		284	8	
9,524	278,421	28,371		192,467	5,513	
635	612	860		678	689	
1,404	733	2,534	967	484		172
1,370,217	690,036	2,140,196	901,036	386,350		165,744
976	941	845	932	798		964
			5			
			3,045			
			609			
	8					
	2,489					
	311					
1,296	6,213	10,861	11,975	18,299	20,290	5,949
721,960	2,906,280	4,817,489	5,742,355	8,847,763	7,711,411	2,301,439
557	468	444	480	484	380	387
160	1,406	1,013	1,931	3,791	6,304	1,247
34,904	407,984	384,393	756,534	1,103,707	1,553,738	277,047
218	290	379	392	291	246	222
91	661	2,144	2,805	1,652	217	50
87,360	434,459	1,060,586	1,029,095	642,439	42,878	38,326
960	657	495	367	389	198	767
953	2,585	4,160	3,185	4,547	8,228	2,874
539,321	890,588	905,258	816,345	2,424,453	3,326,834	944,713
566	345	218	256	533	404	329
	10			1,074	158	446
	2,100			301,808	39,675	128,100
	210			281	251	287
73	1,150	1,882	2,264	3,684	2,163	889
50,505	993,933	1,636,539	2,020,421	2,544,296	1,397,820	431,292
692	864	870	892	691	646	485
9		173				
2,520		134,511				
280		778				
	18	103				
	4,557	75,033				
	253	728				
	353	993	1,385	1,711	999	
	128,181	467,984	740,910	561,378	149,994	
	363	471	535	328	150	
				496	873	432
				698,250	952,088	480,165
				1,408	1,091	1,111
10		393	405	1,344	1,297	
7,350		153,185	379,050	571,432	234,098	
735		390	936	425	180	
					51	11
					14,286	1,796
					280	163

# 鮮魚

品目別・出荷地	計	4月	5月	6月	7月	8月
たら類	321	117	71	49	23	38
京都	590,858	214,841	131,891	87,991	43,659	71,064
	1,841	1,836	1,858	1,796	1,898	1,870
兵庫	7					
	3,066					
	438					
めぬけ類	3,983	475	559	221	291	400
合計	5,999,592	766,538	856,707	330,049	395,552	645,294
平均単価	1,506	1,614	1,533	1,493	1,359	1,613
福島	141	3	2			1
	269,366	6,568	3,318			1,260
	1,910	2,189	1,659			1,260
北海道	68					
	120,309					
	1,769					
青森	768	258	44	70	18	80
	1,238,001	424,181	75,034	109,421	47,807	151,253
	1,612	1,644	1,705	1,563	2,656	1,891
宮城	12	12				
	21,840	21,840				
	1,820	1,820				
茨城	35		5			
	52,553		2,783			
	1,502		557			
千葉	522	17	134	84	103	
	963,355	24,287	251,644	141,762	141,101	
	1,846	1,429	1,878	1,688	1,370	
東京	382	136	91			139
	626,872	215,741	147,725			231,066
	1,641	1,586	1,623			1,662
静岡	2,055	49	283	67	170	180
	2,707,296	73,921	376,203	78,866	206,644	261,715
	1,317	1,509	1,329	1,177	1,216	1,454
きちじ	98,731	18,023	11,801	11,783	5,160	7,237
合計	146,449,113	25,272,807	14,859,479	12,691,380	6,676,718	14,096,405
平均単価	1,483	1,402	1,259	1,077	1,294	1,948
福島	28,503	4,590	3,534	3,060	159	
	35,041,016	5,185,247	3,386,300	2,578,077	95,487	
	1,229	1,130	958	843	601	
北海道	7,044	1,607	647	487	541	704
	23,688,422	4,230,390	2,117,525	1,723,365	2,198,329	2,687,887
	3,363	2,632	3,273	3,539	4,063	3,818
青森	22,440	7,243	3,350	2,491	849	2,169
	32,950,019	9,247,479	4,158,851	1,933,890	726,075	5,670,379
	1,468	1,277	1,241	776	855	2,614
岩手	5,355	72		1,380	504	
	6,849,833	196,980		1,271,025	786,555	
	1,279	2,736		921	1,561	
宮城	27,256	3,091	3,236	3,119	2,943	3,265
	30,988,215	4,020,846	4,176,901	3,843,401	2,366,890	2,665,795
	1,137	1,301	1,291	1,232	804	816
山形	0					0
	6,300					6,300
	0					0
茨城	1,423	25	804	550	38	
	1,002,651	21,971	518,630	437,900	21,630	
	705	879	645	796	569	
千葉	1,123	97	50	8	28	18
	3,619,828	277,527	121,067	28,298	39,386	29,024
	3,223	2,861	2,421	3,537	1,407	1,612
東京	5,138	1,131	180	663	75	1,074
	11,879,974	1,933,103	380,205	858,176	414,120	3,016,650
	2,312	1,709	2,112	1,294	5,522	2,809
新潟	7					7
	20,370					20,370
	2,910					2,910

単位 上段：数量=kg  
 中断：金額=円  
 下段：単価=円

9月	10月	11月	12月	1月	2月	3月
	23 41,412 1,801					
	7 3,066 438					
422 550,061 1,303	325 488,355 1,503	200 252,654 1,263	221 389,249 1,761	294 481,293 1,637	447 699,442 1,565	128 144,398 1,128
8 15,257 1,907	50 102,271 2,045	2 3,360 1,680	28 54,874 1,960	43 78,121 1,817	4 4,337 1,084	
68 120,309 1,769						
92 125,203 1,361	6 9,702 1,617	66 68,859 1,043	24 14,270 595		67 172,738 2,578	43 39,533 919
	16 30,681 1,918	1 2,100 2,100	1 2,520 2,520	4 3,780 945	8 10,689 1,336	
	20 63,856 3,193	13 32,193 2,476	51 128,521 2,520	54 114,198 2,115	7 13,104 1,872	39 52,689 1,351
	1 0 0				15 32,340 2,156	
254 289,292 1,139	232 281,845 1,215	118 146,142 1,238	117 189,064 1,616	193 285,194 1,478	346 466,234 1,347	46 52,176 1,134
6,410 9,190,107 1,434	7,028 9,793,060 1,393	4,025 7,382,875 1,834	9,856 20,712,067 2,101	4,370 6,667,698 1,526	7,157 11,752,952 1,642	5,881 7,353,565 1,250
1,208 1,954,829 1,618	2,203 3,121,726 1,417	373 477,982 1,281	6,139 9,319,563 1,518	2,174 2,710,499 1,247	2,379 3,502,838 1,472	2,684 2,708,468 1,009
613 1,982,047 3,233	557 1,813,908 3,257	1,183 3,622,598 3,062	652 3,140,656 4,817	10 16,527 1,653	21 65,205 3,105	22 89,985 4,090
1,234 1,690,547 1,370	1,511 1,568,595 1,038	334 532,875 1,595	780 2,630,041 3,372	399 840,294 2,106	995 2,618,910 2,632	1,085 1,332,083 1,228
		304 799,103 2,629	24 122,220 5,093	654 792,120 1,211	1,361 1,657,320 1,218	1,056 1,224,510 1,160
2,752 2,709,357 985	2,554 2,641,926 1,034	1,790 1,856,106 1,037	1,287 1,463,753 1,137	693 1,082,781 1,562	1,594 2,466,251 1,547	932 1,694,208 1,818
		6 2,520 420				
17 22,345 1,314	5 7,560 1,512	25 70,691 2,828	630 2,309,529 3,666	193 635,482 3,293	34 51,808 1,524	18 27,111 1,506
396 669,585 1,691	165 607,635 3,683	10 21,000 2,100	344 1,726,305 5,018	247 589,995 2,389	769 1,386,000 1,802	84 277,200 3,300

# 鮮魚

品目別・出荷地	計	4月	5月	6月	7月	8月
きちじ 静岡	287 257,671 898	114 111,300 976				
宮崎	29 35,176 1,213	2 2,310 1,155			23 28,246 1,228	
鹿児島	126 109,638 870	51 45,654 895		25 17,248 690		
はたはた 合計 平均単価	4,274 1,681,227 393	186 48,652 262	143 39,849 279	48 13,036 272	2 357 179	128 70,560 551
福島	17 8,663 510					
北海道	564 327,028 580			48 13,036 272	2 357 179	117 67,095 573
青森	1,159 324,837 280					
秋田	417 197,239 473					
山形	1,839 702,656 382	186 48,652 262	101 30,609 303			11 3,465 315
東京	278 120,804 435		42 9,240 220			
いしもち 合計 平均単価	7,554 1,825,179 242	784 177,502 226	674 161,501 240	225 57,756 257	353 151,977 431	494 199,394 404
福島	3,322 919,482 277	297 56,861 191	526 127,910 243	118 28,406 241	337 143,246 425	316 125,457 397
宮城	1,975 423,914 215	45 13,230 294	9 945 105			117 42,657 365
山形	4 368 92	4 368 92				
茨城	2,038 383,603 188	384 76,634 200	122 26,645 218	76 19,584 258		
千葉	116 51,562 445		7 1,024 146	19 5,891 310	13 7,665 590	61 31,280 513
宮崎	99 46,250 467	54 30,409 563	10 4,977 498	12 3,875 323	3 1,066 355	
ほうぼう類 合計 平均単価	13,911 7,139,783 513	2,041 1,057,324 518	2,102 1,045,777 498	2,398 944,629 394	749 282,022 377	82 65,665 801
福島	5,612 2,798,913 499	354 177,024 500	549 216,425 394	863 395,552 458	445 200,591 451	29 17,180 592
北海道	506 158,831 314	80 28,089 351	73 23,605 323	141 33,706 239	39 11,971 307	
青森	13 2,993 230			5 1,313 263	8 1,680 210	
岩手	781 178,283 228		74 21,105 285	598 123,298 206	30 9,739 325	3 1,576 525



單位 上段：數量=kg  
 中斷：金額=円  
 下段：單價=円

9月	10月	11月	12月	1月	2月	3月
173 146,371 846						
					4 4,620 1,155	
17 15,026 884	33 31,710 961					
42 16,800 400	24 22,995 958	381 217,792 572	2,218 862,214 389	33 17,326 525	681 256,417 377	388 115,229 297
					17 8,663 510	
28 13,860 495	24 22,995 958	243 147,420 607	102 62,265 610			
			1,159 324,837 280			
		13 15,246 1,173	404 181,993 450			
11 2,310 210			445 237,311 533	33 17,326 525	664 247,754 373	388 115,229 297
3 630 210		125 55,126 441	108 55,808 517			
124 30,080 243	738 168,894 229	1,944 415,314 214	826 162,987 197	421 68,877 164	701 173,291 247	270 57,606 213
99 21,427 216	142 33,341 235	444 119,556 269	299 70,036 234	72 18,003 250	402 117,633 293	270 57,606 213
	99 28,508 288	1,227 254,286 207	441 70,112 159		37 14,176 383	
11 2,856 260	491 105,155 214	263 38,794 148	80 21,579 270	349 50,874 146	262 41,482 158	
10 4,442 444			6 1,260 210			
4 1,355 339	6 1,890 315	10 2,678 268				
1,818 996,714 548	1,096 637,366 582	853 449,032 526	528 312,897 593	1,027 626,290 610	914 534,039 584	303 188,028 621
557 337,552 606	430 241,221 561	596 312,179 524	432 287,055 664	780 376,760 483	460 193,550 421	117 43,824 375
		90 36,856 410	66 16,129 244			17 8,475 499
		17 2,825 166	29 7,665 264	26 9,765 376	4 2,310 578	

# 鮮魚

品目別・出荷地	計	4月	5月	6月	7月	8月
ほうぼう類	344		144	82		
宮城	294,348		137,668	46,984		
	856		956	573		
秋田	451	7		47		
	77,002	2,394		4,190		
	171	342		89		
山形	16		4	12		
	6,889		1,323	5,566		
	431		331	464		
茨城	4,027	768	848	461	14	
	2,204,770	225,482	401,304	241,126	12,050	
	547	294	473	523	861	
千葉	1,509	576	385	159	23	28
	1,149,904	469,877	225,447	90,531	15,593	22,759
	762	816	586	569	678	813
東京	125	56	10	15	10	22
	63,945	23,940	2,100	1,575	2,100	24,150
	512	428	210	105	210	1,098
新潟	195			15	180	
	29,086			788	28,298	
	149			53	157	
富山	192	93				
	43,840	22,104				
	228	238				
静岡	128	104	15			
	126,211	106,576	16,800			
	986	1,025	1,120			
宮崎	9					
	2,930					
	326					
鹿児島	3	3				
	1,838	1,838				
	613	613				
すずき	49,925	5,197	6,400	5,019	4,735	4,734
合計	29,316,067	2,403,435	3,381,712	3,259,035	4,338,585	4,983,366
平均単価	587	462	528	649	916	1,053
福島	13,296	210	1,153	2,306	2,192	973
	8,790,783	120,444	717,598	1,662,084	2,433,357	1,453,980
	661	574	622	721	1,110	1,494
青森	55	17		6		
	53,608	21,672		2,940		
	975	1,275		490		
岩手	199		89	89		
	67,686		39,335	18,859		
	340		442	212		
宮城	3,468	100	1,628	426	426	224
	1,941,110	75,863	625,570	331,950	355,377	365,817
	560	759	384	779	834	1,633
山形	81	49	19		13	
	54,078	34,510	12,333		7,235	
	668	704	649		557	
茨城	527	4	197	33		
	274,970	3,229	128,356	31,673		
	522	807	652	960		
千葉	31,190	4,471	3,246	2,025	2,066	3,200
	17,297,244	1,952,741	1,829,355	1,144,980	1,503,062	2,826,601
	555	437	564	565	728	883
東京	459			2	38	322
	457,529			6,426	39,554	321,564
	997			3,213	1,041	999
神奈川	150			100		
	45,938			36,750		
	306			368		
新潟	21			21		
	14,658			14,658		
	698			698		

單位 上段：數量=kg  
 中斷：金額=円  
 下段：單價=円

9月	10月	11月	12月	1月	2月	3月
					118	
					109,696	
					930	
278	119					
57,944	12,474					
208	105					
954	527	122	1	130	202	
580,050	372,854	85,202	2,048	112,431	172,223	
608	708	698	2,048	865	853	
17	11	28		91	31	160
11,088	7,887	11,970		127,334	34,524	132,894
652	717	428		1,399	1,114	831
12						
10,080						
840						
					99	
					21,736	
					220	
						9
						2,835
						315
	9					
	2,930					
	326					
3,385	2,714	4,073	5,144	4,262	2,425	1,837
2,504,547	1,699,160	1,834,665	1,781,192	1,195,603	969,518	965,249
740	626	450	346	281	400	525
278	106	399	2,504	1,878	1,013	284
333,271	78,908	150,244	742,468	454,990	442,204	201,235
1,199	744	377	297	242	437	709
			22	10		
			24,880	4,116		
			1,131	412		
		21				
		9,492				
		452				
30		474	160			
31,500		136,605	18,428			
1,050		288	115			
1		66	37	69	53	67
924		24,124	16,916	12,243	7,603	49,902
924		366	457	177	143	745
2,990	2,597	3,113	2,352	2,305	1,339	1,486
2,052,332	1,616,787	1,514,200	915,069	724,254	503,751	714,112
686	623	486	389	314	376	481
86	11					
86,520	3,465					
1,006	315					
			50			
			9,188			
			184			

# 鮮魚

品目別・出荷地	計	4月	5月	6月	7月	8月
すずき	68		68			
富山	29,165		29,165			
	429		429			
静岡	116	116				
	70,865	70,865				
	611	611				
島根	227	227				
	118,577	118,577				
	522	522				
愛媛	35			5		10
	27,468			2,520		8,988
	785			504		899
福岡	5					5
	6,416					6,416
	1,283					1,283
大分	9	3		6		
	11,729	5,534		6,195		
	1,303	1,845		1,033		
鹿児島	19					
	54,243					
	2,855					
あんこう	140,130	15,357	14,708	17,701	2,831	2,105
合計	119,864,303	6,874,111	6,207,402	7,131,265	1,796,739	2,314,933
平均単価	855	448	422	403	635	1,100
福島	21,105	1,885	878	173	164	1,283
	22,128,752	841,413	322,693	46,256	57,553	579,049
	1,049	446	368	267	351	451
北海道	1,216			36		
	1,124,249			12,159		
	925			338		
青森	55,179	10,809	11,940	16,313	2,038	29
	30,458,163	3,417,364	3,771,242	5,749,253	661,070	8,516
	552	316	316	352	324	294
岩手	5,401	821	897	700	295	246
	3,302,516	337,218	269,396	185,359	97,558	77,555
	611	411	300	265	331	315
宮城	3,381	565	399	100	6	5
	3,546,664	214,253	119,400	25,381	1,796	2,520
	1,049	379	299	254	299	504
秋田	191	4				
	129,047	1,554				
	676	389				
山形	974	5				
	1,031,726	105				
	1,059	21				
茨城	8,965	637	581	372	323	542
	25,604,037	1,837,419	1,706,527	1,111,387	976,924	1,647,293
	2,856	2,884	2,937	2,988	3,025	3,039
千葉	6,728	31			5	
	4,002,020	9,986			1,838	
	595	322			368	
東京	5,259	8		7		
	3,222,468	5,040		1,470		
	613	630		210		
神奈川	349					
	202,676					
	581					
新潟	1,163	144				
	717,546	68,765				
	617	478				
静岡	256		13			
	208,814		18,144			
	816		1,396			
愛知	233					
	75,832					
	325					

単位 上段：数量=kg  
 中断：金額=円  
 下段：単価=円

9月	10月	11月	12月	1月	2月	3月
					20	
					15,960	
					798	
			19			
			54,243			
			2,855			
2,635	7,517	13,996	27,288	17,495	13,756	4,741
2,546,411	6,823,161	15,779,286	32,878,205	18,891,526	15,053,996	3,567,268
966	908	1,127	1,205	1,080	1,094	752
962	2,023	2,086	3,816	2,256	4,118	1,461
528,283	1,863,793	2,840,395	6,659,110	2,729,935	4,510,033	1,150,239
549	921	1,362	1,745	1,210	1,095	787
		984	196			
		1,031,293	80,797			
		1,048	412			
85	2,061	2,993	2,421	2,456	3,040	994
29,049	1,558,332	3,644,911	4,399,595	3,540,959	3,022,929	654,943
342	756	1,218	1,817	1,442	994	659
57		19	375	520	1,298	173
20,512		13,766	701,937	602,571	859,451	137,193
360		725	1,872	1,159	662	793
63	198	91	1,291	402	109	152
25,006	201,486	121,391	1,978,547	600,193	120,305	136,386
397	1,018	1,334	1,533	1,493	1,104	897
9	144	34				
2,678	103,573	21,242				
298	719	625				
141	200	222	114	76	168	48
86,731	172,327	260,265	168,463	97,241	219,966	26,628
615	862	1,172	1,478	1,279	1,309	555
654	801	840	1,532	1,327	1,009	347
1,566,200	1,902,564	2,419,537	4,530,057	3,955,859	2,997,100	953,170
2,395	2,375	2,880	2,957	2,981	2,970	2,747
67	244	1,229	1,732	1,878	737	805
18,585	94,186	973,731	1,090,436	949,832	628,436	234,990
277	386	792	630	506	853	292
417	612	1,099	1,629	834	413	240
187,425	282,870	785,688	1,059,597	486,036	340,947	73,395
449	462	715	650	583	826	306
					194	155
					140,175	62,501
					723	403
		644	302	37	31	5
		388,794	199,710	35,270	22,235	2,772
		604	661	953	717	554
7	17	164		27	28	
7,707	16,590	134,663		14,175	17,535	
1,101	976	821		525	626	
			149	60	24	
			57,645	6,321	11,866	
			387	105	494	

# 鮮魚

品目別・出荷地	計	4月	5月	6月	7月	8月
あんこう	60					
京都	164,325					
	2,739					
	11,138					
兵庫	8,274,759					
	743					
	3,604	236				
島根	4,380,837	74,214				
	1,216	314				
	10					
山口	17,010					
	1,701					
	10,526					
愛媛	7,931,539					
	754					
	582					
福岡	848,922					
	1,459					
	3,799	212				
長崎	2,487,140	66,780				
	655	315				
	11					
宮崎	5,261					
	478					
しらうお	1,356	161	84	23		
合計	3,070,951	544,215	205,695	29,548		
平均単価	2,265	3,380	2,449	1,285		
	289	69	5			
福島	978,049	327,495	32,760			
	3,384	4,746	6,552			
	56	20	36			
北海道	75,075	6,300	68,775			
	1,341	315	1,910			
	828		5	15		
青森	1,504,743		7,875	25,138		
	1,817		1,575	1,676		
	7					
岩手	5,513					
	788					
	118	72	38	8		
宮城	311,115	210,420	96,285	4,410		
	2,637	2,923	2,534	551		
	37					
秋田	89,146					
	2,409					
	12					
茨城	44,100					
	3,675					
	9					
佐賀	63,210					
	7,023					
このしろ	3,193	322	588	248	129	282
合計	2,782,041	316,392	297,488	237,228	189,315	321,867
平均単価	871	983	506	957	1,468	1,141
	423	13	15	47	3	
福島	40,528	683	1,575	2,893	315	
	96	53	105	62	105	
	346		302	7		
茨城	33,587		29,675	1,024		
	97		98	146		
	7		4	3		
千葉	893		630	263		
	128		158	88		
	28					
東京	50,401					
	1,800					

単位 上段：数量=kg  
 中断：金額=円  
 下段：単価=円

9月	10月	11月	12月	1月	2月	3月
		20	20		20	
		59,850	58,800		45,675	
		2,993	2,940		2,284	
	396	1,615	6,448	2,311	354	14
	193,410	1,197,689	4,954,653	1,623,551	301,046	4,410
	488	742	768	703	850	315
	118	933	1,333	763	199	22
	66,140	1,099,219	2,061,101	868,482	198,745	12,936
	561	1,178	1,546	1,138	999	588
	0	10				
	0	17,010				
	0	1,701				
80	80	54	3,749	4,224	2,014	325
42,000	51,870	37,654	2,872,285	3,192,473	1,617,552	117,705
525	648	697	766	756	803	362
			582			
			848,922			
			1,459			
93	623	948	1,599	324		
32,235	316,020	726,927	1,156,550	188,628		
347	507	767	723	582		
		11				
		5,261				
		478				
212	110	142	184	143	120	177
359,114	195,775	292,689	361,464	304,868	305,109	472,474
1,694	1,780	2,061	1,964	2,132	2,543	2,669
			17	24	57	117
			59,010	74,025	139,650	345,109
			3,471	3,084	2,450	2,950
205	77	138	167	119	58	44
353,601	119,229	280,089	302,454	230,843	122,829	62,685
1,725	1,548	2,030	1,811	1,940	2,118	1,425
7						
5,513						
788						
	33	4				
	76,546	12,600				
	2,320	3,150				
						12
						44,100
						3,675
					5	4
					42,630	20,580
					8,526	5,145
261	227	234	247	90	388	177
235,725	254,310	249,953	308,543	119,175	208,128	43,917
903	1,120	1,068	1,249	1,324	536	248
					192	153
					23,695	11,367
					123	74
					37	
					2,888	
					78	
	11	6	6	5		
	25,830	13,703	8,243	2,625		
	2,348	2,284	1,374	525		

# 鮮魚

品目別・出荷地	計	4月	5月	6月	7月	8月
このしろ	50					
富山	26,250					
	525					
愛知	479	109	77	19	36	52
	663,837	103,609	68,838	32,288	66,150	58,947
	1,386	951	894	1,699	1,838	1,134
愛媛	12			12		
	11,340			11,340		
	945			945		
佐賀	1,848	200	190	160	90	230
	1,955,205	212,100	196,770	189,420	122,850	262,920
	1,058	1,061	1,036	1,184	1,365	1,143
どんこ	63,079	6,560	4,946	4,839	3,882	2,688
合計	19,218,537	1,856,979	1,181,922	802,995	783,374	790,521
平均単価	305	283	239	166	202	294
福島	13,147	723	1,504	1,120	1,189	575
	3,728,066	257,119	402,076	181,474	230,146	141,077
	284	356	267	162	194	245
北海道	22,733	5,471	2,829	807	371	5
	6,695,369	1,508,599	640,747	130,056	75,462	263
	295	276	226	161	203	53
青森	10,595	291	185	888	1,028	344
	3,011,606	74,382	38,483	116,035	179,528	77,449
	284	256	208	131	175	225
岩手	8,033	25	294	1,802	744	1,099
	2,386,466	6,615	64,181	344,905	180,101	386,643
	297	265	218	191	242	352
宮城	2,919	50		173	530	613
	825,731	10,264		26,430	115,034	167,763
	283	205		153	217	274
茨城	4,068				20	
	2,149,340				3,103	
	528				155	
千葉	1,532		134	49		37
	410,881		36,435	4,095		11,603
	268		272	84		314
東京	20					
	2,625					
	131					
神奈川	15					15
	5,723					5,723
	382					382
愛知	17					
	2,730					
	161					
えび類	28,752	2,814	2,151	2,569	2,476	2,442
合計	59,324,705	6,530,511	5,159,839	4,590,909	4,875,438	5,330,386
平均単価	2,063	2,321	2,399	1,787	1,969	2,183
福島	1,357	120	71	18	7	
	2,936,768	323,537	185,567	56,196	67,778	
	2,164	2,696	2,614	3,122	9,683	
北海道	3,202	436	227	691	592	402
	3,430,604	498,671	231,379	670,094	591,314	502,369
	1,071	1,144	1,019	970	999	1,250
青森	129	71	54		4	
	683,708	310,223	348,915		24,570	
	5,300	4,369	6,461		6,143	
宮城	735	63	60	84	58	67
	1,143,253	119,389	105,811	95,741	103,362	118,264
	1,555	1,895	1,764	1,140	1,782	1,765
山形	6					
	3,360					
	560					
茨城	2,491	60	46	43	47	61
	3,036,224	90,720	63,000	68,723	66,780	91,508
	1,219	1,512	1,370	1,598	1,421	1,500



単位 上段：数量=kg  
 中断：金額=円  
 下段：単価=円

9月	10月	11月	12月	1月	2月	3月
50						
26,250						
525						
43	46	18	31	15	29	4
42,525	72,555	47,250	85,050	37,800	39,375	9,450
989	1,577	2,625	2,744	2,520	1,358	2,363
168	170	210	210	70	130	20
166,950	155,925	189,000	215,250	78,750	142,170	23,100
994	917	900	1,025	1,125	1,094	1,155
3,086	5,198	6,120	5,750	5,911	9,098	5,001
805,865	1,529,003	2,217,579	2,447,015	2,210,687	2,919,107	1,673,490
261	294	362	426	374	321	335
854	1,400	1,275	1,619	1,551	1,022	315
202,987	417,771	433,351	602,096	506,226	285,005	68,738
238	298	340	372	326	279	218
	50	208	79	2,280	7,057	3,576
	18,228	73,207	29,428	840,588	2,236,522	1,142,269
	365	352	373	369	317	319
1,554	1,664	2,601	568	322	372	778
445,201	476,281	840,456	214,410	110,040	119,196	320,145
286	286	323	377	342	320	411
377	1,499	725	650	228	414	176
109,720	456,767	246,819	251,318	88,725	180,679	69,993
291	305	340	387	389	436	398
156			857	276	108	156
33,654			281,688	77,115	41,438	72,345
216			329	279	384	464
145	304	1,105	1,662	765	67	
14,303	108,296	584,370	977,506	424,386	37,376	
99	356	529	588	555	558	
	281	178	306	489	58	
	51,660	35,911	88,679	163,607	18,891	
	184	202	290	335	326	
		20				
		2,625				
		131				
		8	9			
		840	1,890			
		105	210			
3,553	2,538	2,481	3,168	1,816	1,781	963
5,495,244	4,843,469	5,624,964	7,566,349	3,739,536	3,657,620	1,910,440
1,547	1,908	2,267	2,388	2,059	2,054	1,984
135	119	175	321	181	205	5
338,900	367,019	280,546	728,184	314,622	233,994	40,425
2,510	3,084	1,603	2,268	1,738	1,141	8,085
147	256	252	23	57	31	88
136,942	262,753	280,980	35,721	67,521	36,121	116,739
932	1,026	1,115	1,553	1,185	1,165	1,327
48	71	73	72	57	56	26
78,806	109,191	105,949	115,257	83,481	75,081	32,921
1,642	1,538	1,451	1,601	1,465	1,341	1,266
6						
3,360						
560						
1,061	223	253	234	210	128	125
1,140,111	396,849	420,800	318,268	160,650	124,110	94,705
1,075	1,780	1,663	1,360	765	970	758

# 鮮魚

品目別・出荷地	計	4月	5月	6月	7月	8月
えび類	1,552	37	50	17	55	102
干葉	3,108,765	148,613	185,731	39,428	257,072	661,554
	2,003	4,017	3,715	2,319	4,674	6,486
東京	2,874	330	308	467	391	305
	3,236,973	409,415	493,915	444,725	402,887	328,114
	1,126	1,241	1,604	952	1,030	1,076
神奈川	60	6		6	12	6
	107,100	10,710		10,710	21,420	10,710
	1,785	1,785		1,785	1,785	1,785
新潟	200	12			50	86
	180,558	41,328			40,320	54,600
	903	3,444			806	635
富山	31	10	17	4		
	71,400	23,520	41,580	6,300		
	2,303	2,352	2,446	1,575		
静岡	669	103	110	64	31	17
	4,173,225	548,112	604,799	412,766	246,015	123,480
	6,238	5,321	5,498	6,449	7,936	7,264
愛知	4,767	504	389	392	430	474
	7,524,985	765,661	603,645	615,301	735,315	820,365
	1,579	1,519	1,552	1,570	1,710	1,731
三重	36		13		10	
	125,664		20,832		84,000	
	3,491		1,602		8,400	
兵庫	6,344	598	444	459	433	512
	17,863,560	1,753,600	1,314,650	1,296,800	1,205,500	1,506,800
	2,816	2,932	2,961	2,825	2,784	2,943
鳥取	3,292	326	283	258	267	334
	5,746,440	589,680	515,970	487,620	492,870	623,490
	1,746	1,809	1,823	1,890	1,846	1,867
愛媛	9	4	5			
	56,700	22,050	34,650			
	6,300	5,513	6,930			
福岡	148	10	2	6	10	35
	520,317	37,800	6,300	35,280	37,800	142,632
	3,516	3,780	3,150	5,880	3,780	4,075
熊本	30	12				
	258,300	107,100				
	8,610	8,925				
大分	42	2				19
	440,885	23,100				207,900
	10,497	11,550				10,942
鹿児島	60	43				
	418,376	299,882				
	6,973	6,974				
沖縄	718	67	72	60	79	22
	4,257,540	407,400	403,095	351,225	498,435	138,600
	5,930	6,081	5,599	5,854	6,309	6,300
かに類	134,159	14,251	10,446	11,042	10,475	10,774
合計	166,026,589	13,334,257	10,256,533	9,613,535	10,858,334	12,525,425
平均単価	1,238	936	982	871	1,037	1,163
福島	22,242	1,533	1,455	1,497	761	1,436
	28,191,992	1,305,405	1,263,729	1,162,465	688,649	1,191,570
	1,268	852	869	777	905	830
北海道	95,552	10,367	8,165	8,415	8,181	7,787
	106,047,054	8,773,534	7,138,421	6,627,252	7,597,533	7,960,761
	1,110	846	874	788	929	1,022
青森	1,317	138	76	78	85	225
	2,972,266	322,875	165,375	202,335	228,375	348,337
	2,257	2,340	2,176	2,594	2,687	1,548
岩手	992			6		22
	686,966			3,150		9,765
	693			525		444
宮城	1,934	149	151	523	104	105
	5,020,900	388,396	373,672	501,352	430,243	452,790
	2,596	2,607	2,475	959	4,137	4,312

上段：数量=kg  
 单位 中断：金額=円  
 下段：単価=円

9月	10月	11月	12月	1月	2月	3月
537	443	145	52	54	50	10
478,487	341,796	478,643	97,797	211,617	186,271	21,756
891	772	3,301	1,881	3,919	3,725	2,176
245	204	214	141	131	85	53
243,673	200,222	235,470	195,631	120,322	105,015	57,584
995	981	1,100	1,387	918	1,235	1,086
6	6	6	6	6		
10,710	10,710	10,710	10,710	10,710		
1,785	1,785	1,785	1,785	1,785		
40	12					
27,300	17,010					
683	1,418					
17	22	83	116	47	40	19
123,480	157,290	472,868	758,383	328,995	267,569	129,468
7,264	7,150	5,697	6,538	7,000	6,689	6,814
342	316	353	676	341	363	187
495,180	520,590	713,948	973,665	489,195	521,955	270,165
1,448	1,647	2,023	1,440	1,435	1,438	1,445
			13			
			20,832			
			1,602			
464	556	605	1,061	449	481	282
1,376,600	1,549,899	1,705,250	2,976,091	1,206,923	1,264,721	706,726
2,967	2,788	2,819	2,805	2,688	2,629	2,506
399	240	231	327	228	270	129
425,250	453,600	436,590	618,030	417,480	467,250	218,610
1,066	1,890	1,890	1,890	1,831	1,731	1,695
24	8	19	6	3	17	8
64,260	11,340	72,450	8,505	18,900	52,500	32,550
2,678	1,418	3,813	1,418	6,300	3,088	4,069
	18					
	151,200					
	8,400					
17	4					
159,485	50,400					
9,381	12,600					
				3	5	9
				21,420	34,283	62,791
				7,140	6,857	6,977
65	40	72	120	49	50	22
392,700	243,600	410,760	709,275	287,700	288,750	126,000
6,042	6,090	5,705	5,911	5,871	5,775	5,727
6,834	6,919	7,580	27,720	9,614	11,594	6,910
8,144,252	9,364,674	11,371,018	39,960,333	11,470,788	16,325,137	12,802,303
1,192	1,353	1,500	1,442	1,193	1,408	1,853
1,678	1,283	879	900	2,257	4,967	3,596
1,349,960	1,083,315	727,633	807,481	2,213,936	7,411,955	8,985,894
805	844	828	897	981	1,492	2,499
4,068	4,969	5,576	24,321	6,439	4,554	2,710
4,080,867	6,342,089	7,385,953	34,068,943	7,255,631	5,982,008	2,834,062
1,003	1,276	1,325	1,401	1,127	1,314	1,046
97	87	102	282	47	79	21
226,884	214,200	267,225	593,040	121,275	226,695	55,650
2,339	2,462	2,620	2,103	2,580	2,870	2,650
	59	6	461	134	126	178
	34,630	3,780	311,168	83,843	86,699	153,931
	587	630	675	626	688	865
90	109	215	114	90	183	101
394,804	426,699	512,102	485,180	388,240	449,152	218,270
4,387	3,915	2,382	4,256	4,314	2,454	2,161

# 鮮魚

品目別・出荷地	計	4月	5月	6月	7月	8月
かに類	77	7				
秋田	58,571	2,940				
	761	420				
山形	20					
	10,143					
	507					
茨城	1,658	47		18		
	1,118,401	40,425		15,499		
	675	860		861		
千葉	430					
	273,000					
	635					
東京	8,947	1,367	599	505	1,344	1,176
	20,688,613	2,124,161	1,315,336	1,101,482	1,913,534	2,520,622
	2,312	1,554	2,196	2,181	1,424	2,143
新潟	697	642				
	408,441	376,521				
	586	586				
石川	9					
	11,340					
	1,260					
愛知	36					
	28,350					
	788					
兵庫	204					
	428,652					
	2,101					
鳥取	18	1				
	29,925	0				
	1,663	0				
宮崎	26					23
	51,975					41,580
	1,999					1,808
いか類	628,666	26,902	20,731	42,528	71,801	80,246
合計	267,418,737	13,982,045	10,898,543	16,734,340	30,253,336	32,756,388
平均単価	425	520	526	393	421	408
福島	34,396	3,774	2,932	5,386	1,676	1,169
	16,676,447	2,403,249	1,574,112	2,012,070	1,036,756	862,167
	485	637	537	374	619	738
北海道	46,960	8,130	570		1,242	3,721
	19,052,869	2,786,775	210,210		454,545	1,753,815
	406	343	369		366	471
青森	329,616	1,708	560	13,945	56,598	55,842
	129,544,305	604,380	250,425	4,338,432	22,948,425	20,910,361
	393	354	447	311	405	374
岩手	27,626	1,160	10		1,666	2,696
	11,963,296	365,400	2,625		743,059	1,070,003
	433	315	263		446	397
宮城	38,092	18		2,053	2,444	10,490
	15,543,432	12,286		515,865	728,196	4,689,563
	408	683		251	298	447
秋田	647			647		
	117,915			117,915		
	182			182		
山形	12					
	18,480					
	1,540					
茨城	56,715	2,588	3,704	2,301	2,776	3,645
	25,014,460	1,480,980	1,574,614	1,048,574	1,498,660	1,772,282
	441	572	425	456	540	486
千葉	31,054	2,532	3,301	4,713	3,615	1,806
	16,205,211	2,323,191	2,631,038	2,604,724	1,406,979	712,719
	522	918	797	553	389	395
東京	7,754	1,368	2,531	2,606	228	
	5,192,521	1,066,380	1,827,868	1,431,549	160,546	
	670	780	722	549	704	

単位 上段：数量=kg  
 中断：金額=円  
 下段：単価=円

9月	10月	11月	12月	1月	2月	3月
30 19,215 641	32 26,147 817	4 3,969 992	4 6,300 1,575			
12 3,969 331		8 6,174 772				
	5 5,250 1,050	31 30,072 970	22 22,428 1,019	225 206,631 918	1,162 687,446 592	148 110,650 748
			430 273,000 635			
856 2,058,158 2,404	375 1,232,344 3,286	726 2,382,345 3,281	964 2,995,179 3,107	367 1,132,142 3,085	512 1,469,464 2,870	156 443,846 2,845
		3 1,260 420	48 27,720 578		4 2,940 735	
		9 11,340 1,260				
			0 0 0	36 28,350 788		
		4 9,240 2,310	174 369,894 2,126	19 40,740 2,144	7 8,778 1,254	
		17 29,925 1,760				
3 10,395 3,465						
47,988 20,392,941 425	50,812 22,557,384 444	90,991 37,078,536 407	90,983 35,926,747 395	43,546 18,382,689 422	43,271 19,057,628 440	18,867 9,398,160 498
2,373 1,030,814 434	2,744 1,127,883 411	2,972 1,396,634 470	3,990 1,541,578 386	2,566 1,219,761 475	2,963 1,569,703 530	1,851 901,720 487
2,198 1,052,310 479	3,555 1,792,876 504	17,086 6,981,232 409	9,910 3,742,646 378	512 229,950 449		36 48,510 1,348
28,811 11,414,882 396	32,022 13,654,398 426	58,786 22,569,759 384	51,451 19,870,628 386	12,872 5,734,936 446	13,485 5,667,639 420	3,536 1,580,040 447
480 183,855 383	2,463 921,703 374	2,285 798,733 350	8,995 4,272,922 475	7,827 3,585,151 458	44 19,845 451	
7,121 2,992,159 420	3,084 1,108,079 359	4,507 2,067,928 459	1,223 553,258 452	2,216 900,079 406	4,386 1,763,129 402	550 212,890 387
					12 18,480 1,540	
3,971 1,744,340 439	3,201 1,481,271 463	2,705 1,311,471 485	9,075 3,368,044 371	13,693 5,125,251 374	6,853 3,466,161 506	2,203 1,142,812 519
613 270,900 442		165 81,270 493	3,481 885,985 255	2,901 1,082,091 373	4,646 2,192,342 472	3,281 2,013,972 614
240 128,625 536	175 91,350 522		90 113,925 1,266	175 101,220 578	200 120,750 604	141 150,308 1,066

# 鮮魚

品目別・出荷地	計	4月	5月	6月	7月	8月
いか類	15		15			
神奈川	30,450		30,450			
	2,030		2,030			
新潟	15,793	46	4,597	9,896	306	10
	5,982,896	47,355	1,385,791	3,812,804	87,360	4,620
	379	1,029	301	385	285	462
富山	15,468	1,275	434	35		8
	6,577,732	904,785	328,965	34,650		2,940
	425	710	758	990		368
福井	192		150			
	196,245		95,340			
	1,022		636			
静岡	3,448		95	396	384	138
	1,919,297		92,353	204,750	148,050	93,713
	557		972	517	386	679
愛知	693	14				
	352,225	5,355				
	508	383				
三重	3,529					
	2,247,417					
	637					
兵庫	4,073	609	411	288	288	270
	2,356,347	357,998	241,605	167,580	166,635	160,020
	579	588	588	582	579	593
鳥取	5,745	3,390	1,325	25		
	2,569,990	1,317,069	543,380	10,500		
	447	389	410	420		
島根	1,792	75	12	37		32
	1,642,427	68,565	13,230	46,427		35,700
	917	914	1,103	1,255		1,116
山口	1,882			182	564	405
	2,685,585			354,900	852,075	676,725
	1,427			1,950	1,511	1,671
福岡	2,809		35	18	14	14
	1,183,036		40,425	33,600	22,050	11,760
	421		1,155	1,867	1,575	840
宮崎	51					
	16,002					
	314					
沖縄	304	215	49			
	330,152	238,277	56,112			
	1,086	1,108	1,145			
たこ類	210,456	19,686	19,877	19,378	19,286	20,578
合計	185,009,310	16,816,589	16,218,489	14,679,827	15,317,730	18,553,359
平均単価	879	854	816	758	794	902
福島	190,662	15,463	18,076	17,657	16,923	18,264
	166,344,479	13,159,759	14,609,869	13,195,446	13,311,833	16,329,595
	872	851	808	747	787	894
北海道	9,313	3,077	786	485	1,189	777
	9,671,362	2,565,896	843,728	498,154	951,706	923,748
	1,038	834	1,073	1,027	800	1,189
青森	843	156	28	15		
	479,161	95,212	11,676	798		
	568	610	417	53		
岩手	4,425	345	584	498	585	793
	3,465,413	326,027	455,665	355,728	456,898	514,825
	783	945	780	714	781	649
宮城	806	30	5	253	350	162
	663,553	27,720	3,402	210,822	280,593	131,041
	823	924	680	833	802	809
秋田	13					
	2,063					
	159					
山形	30	20	10			
	22,607	20,444	2,163			
	754	1,022	216			

單位 上段：數量=kg  
 中斷：金額=円  
 下段：單價=円

9月	10月	11月	12月	1月	2月	3月
	40	171	29	7	305	386
	27,563	102,554	13,524	2,940	203,177	295,208
	689	600	466	420	666	765
		79	197	80	7,580	5,780
		39,754	81,475	29,400	2,819,093	2,336,670
		503	414	368	372	404
					4	38
					14,910	85,995
					3,728	2,263
748	987	320	184	120		76
403,938	613,044	192,939	96,716	32,445		41,349
540	621	603	526	270		544
178	363	120	18			
31,920	216,775	80,220	17,955			
179	597	669	998			
	968	628	1,860		73	
	632,837	514,501	1,030,841		69,238	
	654	819	554		948	
345	363	608	411	186	198	96
195,458	199,125	366,981	235,715	102,375	109,620	53,235
567	549	604	574	550	554	555
				300	370	335
				185,325	216,825	296,891
				618	586	886
449	706	412	69			
407,610	578,340	391,020	101,535			
908	819	949	1,472			
461	141	129				
536,130	112,140	153,615				
1,163	795	1,191				
		18			2,152	558
		29,925			806,716	238,560
		1,663			375	428
				51		
				16,002		
				314		
				40		
				35,763		
				894		
15,169	14,528	15,820	31,258	14,230	12,939	7,707
13,722,004	12,333,545	13,805,146	33,262,371	12,130,138	11,271,042	6,899,070
905	849	873	1,064	852	871	895
13,913	13,729	14,909	29,216	13,200	11,960	7,352
12,309,797	11,362,680	12,797,969	31,074,849	11,250,500	10,487,999	6,454,183
885	828	858	1,064	852	877	878
873	441	398	644	366	202	75
1,043,123	672,368	579,285	824,565	386,925	264,684	117,180
1,195	1,525	1,455	1,280	1,057	1,310	1,562
			372	171	101	
			260,122	60,081	51,272	
			699	351	508	
265	213	150	403	289	243	57
187,946	159,224	125,293	332,404	265,949	223,483	61,971
709	748	835	825	920	920	1,087
	2		4			
	1,995		7,980			
	998		1,995			
		13				
		2,063				
		159				

# 鮮魚

品目別・出荷地	計	4月	5月	6月	7月	8月
たこ類	3,916	576	388	470	239	274
茨城	3,954,591	600,636	291,986	418,879	316,700	395,514
	1,010	1,043	753	891	1,325	1,443
千葉	308					308
	258,636					258,636
	840					840
東京	103	19				
	97,648	20,895				
	948	1,100				
新潟	37					
	49,797					
	1,346					
うに類	34,009	3,196	4,283	4,196	4,669	5,435
合計	217,700,992	19,657,083	20,690,072	19,981,761	23,418,379	31,089,022
平均単価	6,401	6,151	4,831	4,762	5,016	5,720
福島	1,268	14	307	403	304	231
	6,085,365	56,785	1,625,353	1,563,443	1,909,166	788,343
	4,799	4,056	5,294	3,880	6,280	3,413
北海道	8,420	862	735	1,161	1,009	1,070
	89,483,640	8,349,186	7,340,374	9,229,873	9,062,871	12,128,185
	10,628	9,686	9,987	7,950	8,982	11,335
青森	5,528	704	1,658	984	878	1,269
	10,213,567	1,610,123	2,651,516	2,027,289	1,935,098	1,801,591
	1,848	2,287	1,599	2,060	2,204	1,420
岩手	173	10	2	35	21	80
	1,325,730	100,800	14,175	236,565	131,775	637,665
	7,663	10,080	7,088	6,759	6,275	7,971
宮城	5,057	122	342	968	1,490	1,140
	32,446,690	1,275,154	2,870,181	4,542,408	7,140,618	8,786,478
	6,416	10,452	8,392	4,693	4,792	7,707
埼玉	357			48	11	112
	1,353,766			141,750	30,765	457,696
	3,792			2,953	2,797	4,087
千葉	2,858	288	198	202	204	772
	14,849,684	1,257,061	818,687	861,622	1,020,975	3,807,228
	5,196	4,365	4,135	4,265	5,005	4,932
東京	3,711	216	120	37	190	130
	24,504,348	1,423,119	801,204	173,093	155,778	213,035
	6,603	6,589	6,677	4,678	820	1,639
神奈川	758	80	102			
	5,433,665	458,222	551,623			
	7,168	5,728	5,408			
新潟	14	2	12			
	7,456	788	6,668			
	533	394	556			
大阪	575		30	13		9
	2,834,748		141,278	31,395		33,076
	4,930		4,709	2,415		3,675
山口	1,812	365	241			
	15,122,896	2,813,581	1,930,636			
	8,346	7,708	8,011			
長崎	3,478	533	536	345	562	622
	14,039,437	2,312,264	1,938,377	1,174,323	2,031,333	2,435,725
	4,037	4,338	3,616	3,404	3,614	3,916
なまこ	1,539	265	287	141	116	91
合計	1,948,230	241,187	257,377	164,536	157,616	124,363
平均単価	1,266	910	897	1,167	1,359	1,367
福島	65		10	21	23	10
	42,769		10,500	11,656	14,606	4,978
	658		1,050	555	635	498
岩手	7					
	18,165					
	2,595					
宮城	736	121	98	95	89	81
	1,251,180	123,480	119,700	113,715	130,410	119,385
	1,700	1,020	1,221	1,197	1,465	1,474



単位 上段：数量=kg  
 中断：金額=円  
 下段：単価=円

9月	10月	11月	12月	1月	2月	3月
118 181,138 1,535	119 118,483 996	299 261,241 874	573 693,991 1,211	204 166,683 817	433 243,604 563	223 265,736 1,192
	10 5,250 525	34 27,403 806	40 44,100 1,103			
	14 13,545 968	17 11,892 700	6 24,360 4,060			
2,260 16,659,928 7,372	1,834 14,712,633 8,022	1,860 14,748,198 7,929	2,789 27,680,417 9,925	1,403 11,304,662 8,057	1,356 11,121,328 8,202	728 6,637,509 9,117
				5 77,175 15,435	4 65,100 16,275	
677 6,490,211 9,587	451 5,070,871 11,244	537 6,766,675 12,601	684 10,971,923 16,041	509 5,473,127 10,753	485 5,584,534 11,515	240 3,015,810 12,566
22 68,250 3,102	5 29,400 5,880					8 90,300 11,288
						25 204,750 8,190
726 5,782,041 7,964	7 100,065 14,295	31 83,160 2,683	118 868,770 7,362	34 281,400 8,276	53 416,115 7,851	26 300,300 11,550
175 702,135 4,012	11 21,420 1,947					
309 1,559,782 5,048	269 1,587,029 5,900	241 1,296,492 5,380	162 1,584,977 9,784	99 458,850 4,635	75 403,571 5,381	39 193,410 4,959
73 560,365 7,676	402 2,991,627 7,442	400 2,699,696 6,749	979 7,833,526 8,002	466 3,081,215 6,612	476 2,938,243 6,173	222 1,633,447 7,358
15 82,110 5,474	83 538,863 6,492	98 606,900 6,193	215 2,113,705 9,831	40 223,494 5,587	70 442,158 6,317	55 416,590 7,574
	47 177,555 3,778	142 614,041 4,324	203 1,133,901 5,586	69 331,906 4,810	41 242,236 5,908	21 129,360 6,160
63 593,250 9,417	306 2,709,947 8,856	267 2,093,282 7,840	212 2,225,003 10,495	181 1,377,495 7,610	109 818,739 7,511	68 560,963 8,249
200 821,784 4,109	253 1,485,856 5,873	144 587,952 4,083	216 948,612 4,392		43 210,632 4,898	24 92,579 3,857
91 137,760 1,514	34 118,965 3,499	40 115,374 2,884	84 171,518 2,042	237 253,629 1,070	100 144,480 1,445	53 61,425 1,159
		1 1,029 1,029				
				7 18,165 2,595		
82 108,360 1,321	31 113,715 3,668	39 114,345 2,932	51 121,590 2,384	19 72,765 3,830	22 84,420 3,837	8 29,295 3,662

# 鮮魚

品目別・出荷地	計	4月	5月	6月	7月	8月
なまこ	24	24				
秋田	13,860	13,860				
	578	578				
山形	55	39		16		
	45,990	35,910		10,080		
	836	921		630		
神奈川	77					
	44,520					
	578					
新潟	304	81	164			
	243,992	67,937	104,077			
	803	839	635			
静岡	216					
	169,891					
	787					
広島	55		15	9	4	
	117,863		23,100	29,085	12,600	
	2,143		1,540	3,232	3,150	
あゆ	4,326	162	272	1,019	1,770	636
合計	6,303,084	282,660	416,526	1,581,511	2,306,384	878,993
平均単価	1,457	1,745	1,531	1,552	1,303	1,382
福島	6				2	4
	7,907				1,680	6,227
	1,318				840	1,557
宮城	132		20		40	62
	162,645		26,250		49,350	73,395
	1,232		1,313		1,234	1,184
栃木	568		1	274	236	40
	993,510		0	460,110	394,380	66,780
	1,749		0	1,679	1,671	1,670
東京	2,703	162	205	305	1,219	460
	4,070,172	282,660	329,586	588,841	1,543,609	647,541
	1,506	1,745	1,608	1,931	1,266	1,408
静岡	499		36	310	153	
	566,895		47,040	357,210	162,645	
	1,136		1,307	1,152	1,063	
愛知	28					
	11,760					
	420					
滋賀	390		10	130	120	70
	490,195		13,650	175,350	154,720	85,050
	1,257		1,365	1,349	1,289	1,215
どじょう(うなぎ)	1,906	113	67	115	907	247
合計	5,425,250	287,385	164,535	304,501	2,755,410	693,893
平均単価	2,846	2,543	2,456	2,648	3,038	2,809
福島	2				2	
	4,389				4,389	
	2,195				2,195	
青森	12		9	3		
	22,680		17,010	5,670		
	1,890		1,890	1,890		
宮城	302	12	3	12	137	51
	891,557	38,325	8,925	44,626	425,145	163,485
	2,952	3,194	2,975	3,719	3,103	3,206
栃木	293			5	267	21
	856,380			14,175	784,980	57,225
	2,923			2,835	2,940	2,725
静岡	1,297	101	55	95	501	175
	3,650,244	249,060	138,600	240,030	1,540,896	473,183
	2,814	2,466	2,520	2,527	3,076	2,704
あわび	11,998	786	1,190	1,242	1,395	1,138
合計	69,485,182	5,458,017	7,706,202	6,672,442	7,820,623	7,021,369
平均単価	5,791	6,944	6,476	5,372	5,606	6,170
福島	1,198		149	256	314	258
	9,361,533		1,198,523	1,966,068	2,381,458	2,059,802
	7,814		8,044	7,680	7,584	7,984

上段：数量=kg  
 单位 中断：金額=円  
 下段：単価=円

9月	10月	11月	12月	1月	2月	3月
				52	25	
				28,770	15,750	
				553	630	
			18	30	6	5
			31,500	30,713	5,040	4,725
			1,750	1,024	840	945
				129	47	40
				103,216	39,270	27,405
				800	836	685
9	3		15			
29,400	5,250		18,428			
3,267	1,750		1,229			
349	71	28			15	4
600,970	139,440	11,760			63,840	21,000
1,722	1,964	420			4,256	5,250
10						
13,650						
1,365						
					15	2
					63,840	8,400
					4,256	4,200
279	71					2
525,895	139,440					12,600
1,885	1,964					6,300
		28				
		11,760				
		420				
60						
61,425						
1,024						
90	55	65	109	41	39	58
235,200	126,368	160,703	307,808	110,775	116,447	162,225
2,613	2,298	2,472	2,824	2,702	2,986	2,797
22	13	14	17	6	12	3
45,150	20,475	32,550	41,475	17,850	44,626	8,925
2,052	1,575	2,325	2,440	2,975	3,719	2,975
68	42	51	92	35	27	55
190,050	105,893	128,153	266,333	92,925	71,821	153,300
2,795	2,521	2,513	2,895	2,655	2,660	2,787
934	1,089	1,016	1,441	688	714	365
5,626,210	6,687,184	5,898,498	6,830,083	4,009,003	3,931,541	1,824,010
6,024	6,141	5,806	4,740	5,827	5,506	4,997
191	19		1	8		2
1,548,638	163,066		2,100	32,428		9,450
8,108	8,582		2,100	4,054		4,725

# 鮮魚

品目別・出荷地	計	4月	5月	6月	7月	8月
あわび 北海道	100 850,500 8,505					
青森	70 310,464 4,435	20 88,704 4,435	5 22,176 4,435	5 22,176 4,435		10 44,352 4,435
宮城	2,983 22,489,186 7,539	475 3,608,802 7,597	356 2,826,866 7,941	272 1,776,075 6,530	200 1,486,528 7,433	206 1,578,571 7,663
茨城	49 312,019 6,368			10 42,000 4,200		
千葉	5,640 30,238,938 5,362	255 1,535,286 6,021	496 2,846,482 5,739	343 1,818,773 5,303	564 3,025,817 5,365	520 2,811,019 5,406
東京	29 76,388 2,634					
神奈川	30 85,933 2,864					
新潟	66 292,195 4,427	18 116,550 6,475	11 53,424 4,857	7 36,750 5,250		
静岡	317 1,755,895 5,539	15 94,500 6,300	46 299,880 6,519	19 133,587 7,031	33 183,829 5,571	40 214,725 5,368
山口	11 67,599 6,145					
愛媛	272 896,124 3,295	3 14,175 4,725	107 399,526 3,734	40 109,725 2,743	3 16,695 5,565	
長崎	933 2,628,708 2,817		20 59,325 2,966	290 767,288 2,646	281 726,296 2,585	104 312,900 3,009
宮崎	300 119,700 399					
はまぐり 合 計 平均単価	28,798 18,799,983 653	1,975 1,446,559 732	2,146 1,581,122 737	1,645 1,256,267 764	1,868 1,354,711 725	2,030 1,600,778 789
青森	60 27,825 464					
宮城	60 37,328 622				46 28,350 616	
秋田	14,145 6,646,635 470	419 185,010 442	410 172,200 420	195 103,950 533	180 88,200 490	157 97,860 623
茨城	4,168 3,729,969 895	306 312,375 1,021	396 426,825 1,078	364 355,950 978	498 382,621 768	646 436,013 675
千葉	2,270 2,332,061 1,027	10 24,675 2,468		10 18,900 1,890	100 180,600 1,806	75 160,965 2,146
東京	10 4,096 410					
三重	7,721 5,229,447 677	1,224 864,360 706	1,332 947,205 711	1,044 738,360 707	1,044 674,940 646	1,076 693,840 645
福岡	180 128,310 713					36 29,400 817

単位 上段：数量=kg  
 中断：金額=円  
 下段：単価=円

9月	10月	11月	12月	1月	2月	3月
	70	20	10			
	598,500	162,750	89,250			
	8,550	8,138	8,925			
5		5	10	5		5
22,176		22,176	44,352	22,176		22,176
4,435		4,435	4,435	4,435		4,435
69	252	335	313	203	210	92
585,585	2,017,482	2,419,379	2,519,675	1,569,225	1,470,473	630,525
8,487	8,006	7,222	8,050	7,730	7,002	6,854
		13	23		3	
		98,386	149,583		22,050	
		7,568	6,504		7,350	
567	681	595	644	427	391	157
3,090,025	3,618,336	3,036,406	3,352,241	2,225,049	2,044,500	835,004
5,450	5,313	5,103	5,205	5,211	5,229	5,318
						29
						76,388
						2,634
					20	10
					56,701	29,232
					2,835	2,923
14		3	10		3	
36,751		12,600	21,000		15,120	
2,625		4,200	2,100		5,040	
28	35	5	51	15	20	10
165,060	189,000	27,300	253,239	57,750	93,975	43,050
5,895	5,400	5,460	4,965	3,850	4,699	4,305
					11	
					67,599	
					6,145	
	3				56	60
	16,695				161,123	178,185
	5,565				2,877	2,970
60	29	40	79	30		
177,975	84,105	119,501	278,943	102,375		
2,966	2,900	2,988	3,531	3,413		
			300			
			119,700			
			399			
1,052	2,110	3,236	3,608	1,956	3,565	3,607
801,859	1,294,494	1,761,829	2,190,082	1,125,600	2,327,809	2,058,873
762	614	544	607	575	653	571
			60			
			27,825			
			464			
	14					
	8,978					
	641					
140	1,356	2,555	2,689	1,440	2,665	1,939
82,950	656,933	1,188,759	1,333,843	685,020	1,195,005	856,905
593	484	465	496	476	448	442
414	400	242	313	156	200	233
279,825	314,475	152,145	301,455	152,040	328,860	287,385
676	786	629	963	975	1,644	1,233
180	94	155	145	100	383	1,018
223,020	118,860	197,400	138,075	114,450	577,038	578,078
1,239	1,264	1,274	952	1,145	1,507	568
					10	
					4,096	
					410	
270	238	272	364	248	237	372
176,374	157,920	179,130	234,360	165,270	157,710	239,978
653	664	659	644	666	665	645
48				12	62	22
39,690				8,820	37,800	12,600
827				735	610	573

# 鮮魚

品目別・出荷地	計	4月	5月	6月	7月	8月
はまぐり	174	16	8	32		40
長崎	638,062	60,139	34,892	39,107		182,700
	3,667	3,759	4,362	1,222		4,568
熊本	10					
	26,250					
	2,625					
あさり	171,837	19,411	21,006	18,101	18,389	13,396
合計	113,726,982	12,663,186	13,537,697	11,807,378	11,943,487	9,604,852
平均単価	662	652	644	652	649	717
福島	1,123			100	1,020	
	877,136			73,189	789,772	
	781			732	774	
北海道	34,843	3,295	3,448	3,818	5,128	3,307
	24,970,710	2,398,682	2,470,450	2,556,704	3,111,948	2,665,432
	717	728	716	670	607	806
宮城	57,543	4,969	5,431	5,757	6,155	5,039
	43,658,345	3,851,855	4,143,151	4,327,140	4,575,943	3,893,313
	759	775	763	752	743	773
茨城	1,794	156	150	168	126	162
	2,549,820	219,240	210,420	237,300	176,820	228,060
	1,421	1,405	1,403	1,413	1,403	1,408
千葉	69,323	9,948	11,109	7,279	5,029	4,061
	36,549,768	5,409,938	6,032,436	3,884,108	2,591,782	2,206,894
	527	544	543	534	515	543
東京	1,237	757	100	100	70	110
	766,482	486,321	58,800	58,800	40,866	64,680
	620	642	588	588	584	588
静岡	90			50	40	
	30,976			18,638	12,338	
	344			373	308	
愛知	1,135	10	430	505	190	
	659,007	4,200	249,795	294,289	110,723	
	581	420	581	583	583	
三重	1,754	276	338	324	359	242
	1,902,968	292,950	372,645	357,210	376,110	267,015
	1,085	1,061	1,103	1,103	1,048	1,103
熊本	2,995				272	475
	1,761,770				157,185	279,458
	588				578	588
ほたて	142,586	17,312	17,183	13,510	14,112	18,497
合計	105,008,548	10,436,771	10,485,712	8,355,640	9,554,864	12,905,142
平均単価	736	603	610	618	677	698
北海道	26,082	4,131	2,164	2,713	798	895
	28,678,279	4,547,099	2,675,275	2,699,446	1,452,255	1,541,820
	1,100	1,101	1,236	995	1,820	1,723
青森	16,706	3,914	3,767	2,613	1,341	1,168
	8,702,236	1,311,610	1,675,291	1,139,913	825,479	801,122
	521	335	445	436	616	686
岩手	9,124	588	641	758	1,313	2,212
	6,702,414	307,440	472,931	853,020	1,116,266	1,589,742
	735	523	738	1,125	850	719
宮城	88,150	8,455	10,499	7,330	10,116	14,094
	58,313,805	4,003,134	5,471,115	3,498,201	5,799,253	8,717,203
	662	473	521	477	573	619
東京	2,501	224	112	96	521	128
	2,596,526	267,488	191,100	165,060	346,323	255,255
	1,038	1,194	1,706	1,719	665	1,994
愛媛	23				23	
	15,288				15,288	
	665				665	
かき	117,123	5,426	6,182	6,656	7,844	13,117
合計	107,620,134	3,275,488	3,762,120	3,668,218	5,062,365	8,919,178
平均単価	919	604	609	551	645	680
福島	1,084	15	8	24	13	770
	916,167	19,331	12,348	10,022	14,102	690,239
	845	1,289	1,544	418	1,085	896

単位 上段：数量=kg  
 中断：金額=円  
 下段：単価=円

9月	10月	11月	12月	1月	2月	3月
	8	12	37		8	13
	37,328	44,395	154,524		27,300	57,677
	4,666	3,700	4,176		3,413	4,437
						10
						26,250
						2,625
11,861	11,287	11,774	11,338	9,680	16,852	8,742
8,560,362	7,869,999	7,923,903	7,828,753	6,516,346	10,071,629	5,399,390
722	697	673	690	673	598	618
	3					
	14,175					
	4,725					
3,222	2,836	2,479	2,635	1,427	2,114	1,134
2,355,372	2,085,424	1,795,980	2,032,230	1,116,064	1,569,403	813,021
731	735	724	771	782	742	717
5,222	4,733	4,493	4,315	4,244	4,724	2,461
4,074,384	3,644,385	3,437,181	3,258,033	3,221,937	3,466,204	1,764,819
780	770	765	755	759	734	717
174	144	162	180	96	90	186
244,020	201,600	226,800	258,720	141,120	132,300	273,420
1,402	1,400	1,400	1,437	1,470	1,470	1,470
2,097	3,344	4,337	3,853	3,551	9,789	4,926
1,117,618	1,783,557	2,279,877	2,067,565	1,821,791	4,825,077	2,529,125
533	533	526	537	513	493	513
20	10	10			50	10
11,760	5,880	5,880			27,615	5,880
588	588	588			552	588
214	1					
235,935	1,103					
1,103	1,103					
912	216	293	355	362	85	25
521,273	133,875	178,185	212,205	215,434	51,030	13,125
572	620	608	598	595	600	525
10,581	10,866	9,477	12,527	7,332	7,077	4,112
8,503,267	8,985,918	8,719,647	11,401,926	6,686,121	5,900,683	3,072,857
804	827	920	910	912	834	747
902	1,011	1,047	4,544	2,652	3,275	1,950
1,643,250	1,890,518	1,698,323	4,215,488	2,192,190	2,695,455	1,427,160
1,822	1,870	1,622	928	827	823	732
468	311	403	424	284	1,018	995
399,106	339,570	434,070	447,930	280,560	555,660	491,925
853	1,092	1,077	1,056	988	546	494
780	572	560	640	460	440	160
640,700	421,260	294,630	392,490	263,025	256,620	94,290
821	736	526	613	572	583	589
8,327	8,876	7,300	6,503	3,619	2,114	917
5,613,151	6,143,890	6,041,947	6,047,125	3,711,261	2,247,418	1,020,107
674	692	828	930	1,025	1,063	1,112
104	96	167	416	317	230	90
207,060	190,680	250,677	298,893	239,085	145,530	39,375
1,991	1,986	1,501	718	754	633	438
3,688	11,185	15,882	19,414	13,261	11,352	3,116
2,026,642	12,701,084	17,895,766	18,972,076	14,906,258	13,099,144	3,331,795
550	1,136	1,127	977	1,124	1,154	1,069
146	108					
108,540	61,585					
743	570					

# 鮮魚

品目別・出荷地	計	4月	5月	6月	7月	8月
かき	4					4
北海道	3,938					3,938
	985					985
岩手	3,399					
	2,111,740					
	621					
宮城	52,356	1,508	1,863	1,406	2,821	3,565
	51,697,672	706,231	911,736	871,869	1,751,412	2,045,996
	987	468	489	620	621	574
秋田	1,618			365	523	730
	1,331,517			268,293	529,959	533,265
	823			735	1,013	731
山形	5,687		76	1,598	535	3,035
	3,655,669		50,295	722,613	413,649	2,267,353
	643		662	452	773	747
茨城	24					
	8,820					
	368					
千葉	6,475	234	578	812	1,559	3,036
	4,479,680	151,935	452,025	582,793	977,929	2,127,783
	692	649	782	718	627	701
東京	9,365					
	6,569,430					
	701					
新潟	3,499			790	1,262	1,129
	2,022,274			329,700	773,139	802,359
	578			417	613	711
石川	666	20	246	370	30	
	317,730	12,600	119,910	170,100	15,120	
	477	630	487	460	504	
兵庫	14,615	886	768	176	171	98
	15,197,014	861,840	728,700	163,800	156,660	93,870
	1,040	973	949	931	916	958
広島	9,942				30	
	14,873,348				3,150	
	1,496				105	
大分	8,389	2,763	2,643	1,115	900	750
	4,435,135	1,523,551	1,487,106	549,028	427,245	354,375
	529	551	563	492	475	473
ほっき	115,013	9,720	6,976	13,494	13,305	12,828
合計	52,199,531	4,188,992	3,901,619	5,453,535	5,770,052	6,028,034
平均単価	454	431	559	404	434	470
福島	48,153	794	789	10,470	10,986	10,723
	24,270,775	854,175	854,175	3,907,089	4,494,456	4,872,274
	504	1,076	1,083	373	409	454
北海道	38,624	3,546	5,396	2,880	2,224	1,980
	19,597,540	1,660,591	2,699,159	1,482,186	1,225,721	1,098,796
	507	468	500	515	551	555
青森	26,478	4,694	143			
	7,543,766	1,376,550	60,060			
	285	293	420			
千葉	5				5	
	525				525	
	105				105	
東京	1,753	686	648	144	90	125
	786,925	297,676	288,225	64,260	49,350	56,964
	449	434	445	446	548	456
さざえ	14,219	1,310	1,576	1,191	1,766	2,949
合計	13,393,155	1,330,023	1,444,744	1,063,547	1,490,430	2,486,069
平均単価	942	1,015	917	893	844	843
宮城	146	20	10	6	110	
	132,825	21,000	10,500	2,100	99,225	
	910	1,050	1,050	350	902	
山形	1,159				410	240
	1,012,053				352,543	211,314
	873				860	880



単位 上段：数量=kg  
 中断：金額=円  
 下段：単価=円

9月	10月	11月	12月	1月	2月	3月
	830	1,130	920	302	217	
	541,800	721,350	556,290	173,513	118,787	
	653	638	605	575	547	
2,474	7,430	8,656	8,645	6,910	5,766	1,312
1,457,034	9,214,443	9,680,025	8,950,889	7,548,734	7,025,851	1,533,452
589	1,240	1,118	1,035	1,092	1,218	1,169
443						
201,759						
455						
24						
8,820						
368						
131	125					
71,820	115,395					
548	923					
2	1,927	2,259	1,945	1,689	1,218	325
0	1,409,310	1,615,950	1,307,985	1,194,690	825,405	216,090
0	731	715	672	707	678	665
318						
117,076						
368						
	443	1,778	5,076	2,058	2,330	831
	797,160	2,661,596	3,872,586	2,478,848	2,548,721	833,233
	1,799	1,497	763	1,204	1,094	1,003
	322	2,059	2,828	2,302	1,821	580
	561,391	3,216,845	4,284,326	3,510,473	2,580,380	716,783
	1,743	1,562	1,515	1,525	1,417	1,236
150						68
61,593						32,237
411						474
7,752	7,299	6,642	10,291	10,014	11,101	5,591
3,957,906	3,957,639	3,869,532	5,417,383	3,820,700	3,825,783	2,008,356
511	542	583	526	382	345	359
4,788	3,797	2,282	1,945	782	563	234
2,387,177	2,133,103	1,582,672	1,492,571	672,273	704,865	315,945
499	562	694	767	860	1,252	1,350
2,904	3,502	4,360	4,938	2,804	2,636	1,454
1,540,279	1,824,536	2,286,860	2,544,665	1,410,520	1,146,292	677,935
530	521	525	515	503	435	466
			3,408	6,428	7,902	3,903
			1,380,147	1,737,907	1,974,626	1,014,476
			405	270	250	260
60						
30,450						
508						
1,378	854	942	1,093	435	500	225
1,063,889	859,605	949,992	1,346,806	522,785	579,327	255,938
772	1,007	1,008	1,232	1,202	1,159	1,138
298	171	20	10	10		
226,646	179,550	22,050	9,975	9,975		
761	1,050	1,103	998	998		

# 鮮魚

品目別・出荷地	計	4月	5月	6月	7月	8月
さざえ	1,785	307	308	90	50	644
千葉	1,447,561	309,547	262,018	61,425	47,775	445,180
	811	1,008	851	683	956	691
神奈川	166	10	76	45	25	
	159,025	14,700	60,325	48,300	19,950	
	958	1,470	794	1,073	798	
新潟	3,668	100	110	380	885	1,100
	2,877,383	86,101	77,700	278,146	663,077	890,119
	784	861	706	732	749	809
静岡	6,713	605	877	585	286	965
	7,095,110	702,975	878,276	599,813	307,860	939,456
	1,057	1,162	1,001	1,025	1,076	974
島根	257	197	60			
	191,815	140,365	51,450			
	746	713	858			
山口	291	71	135	85		
	233,573	55,335	104,475	73,763		
	803	779	774	868		
福岡	34					
	243,810					
	7,171					
しじみ	136,044	11,318	12,025	12,982	15,413	11,008
合計	87,533,341	9,457,577	8,925,117	8,179,053	9,945,241	7,157,832
平均単価	643	836	742	630	645	650
北海道	10					
	8,400					
	840					
青森	37,570	459	995	4,258	3,634	2,963
	17,158,115	466,515	700,350	2,191,613	1,895,513	1,511,790
	457	1,016	704	515	522	510
岩手	70	5	3	12	21	10
	126,678	10,175	6,090	21,803	36,918	17,073
	1,810	2,035	2,030	1,817	1,758	1,707
宮城	60			18	18	
	70,245			26,460	26,460	
	1,171			1,470	1,470	
茨城	69,777	6,148	7,007	5,348	7,892	6,412
	52,412,906	5,450,504	5,578,344	4,099,577	5,630,885	4,640,394
	751	887	796	767	713	724
埼玉	15					
	7,875					
	525					
千葉	16,759	2,712	2,002	1,504	2,730	1,224
	11,759,024	2,425,307	1,489,636	1,014,090	1,868,475	810,810
	702	894	744	674	684	662
東京	10				10	
	3,780				3,780	
	378				378	
静岡	888			228	144	
	142,170			56,700	25,620	
	160			249	178	
愛知	2,640	318	1,158	804	288	18
	1,446,693	198,766	662,657	395,220	145,215	8,295
	548	625	572	492	504	461
島根	225	90		90		45
	52,765	24,415		18,900		9,450
	235	271		210		210
山口	7,378	1,040	764	720	676	336
	3,944,325	539,805	429,765	354,690	312,375	160,020
	535	519	563	493	462	476
福岡	642	546	96			
	400,365	342,090	58,275			
	624	627	607			
熊本	0		0			
	0		0			
	0		0			

上段：数量=kg  
 单位 中断：金額=円  
 下段：単価=円

9月	10月	11月	12月	1月	2月	3月
236	35	105		10		
130,516	40,950	136,500		13,650		
553	1,170	1,300		1,365		
			10			
			15,750			
			1,575			
388	225	265	105	25	45	40
267,722	200,289	219,716	88,463	26,250	38,850	40,950
690	890	829	843	1,050	863	1,024
456	423	552	936	388	455	185
439,005	438,816	571,726	1,007,708	454,010	540,477	214,988
963	1,037	1,036	1,077	1,170	1,188	1,162
	0		32	2		
	0		224,910	18,900		
	0		7,028	9,450		
11,973	13,345	15,700	13,753	7,824	6,543	4,160
6,866,614	6,633,343	7,418,692	6,943,142	7,197,469	5,641,242	3,168,019
574	497	473	505	920	862	762
10						
8,400						
840						
3,932	5,244	8,808	5,416	493	942	426
1,747,620	1,703,993	2,975,910	1,933,733	561,225	1,046,178	423,675
444	325	338	357	1,138	1,111	995
19						
34,619						
1,822						
24						
17,325						
722						
7,020	7,315	5,927	6,559	5,311	2,782	2,056
4,713,410	4,592,930	3,963,142	4,061,731	5,238,536	2,728,740	1,714,713
671	628	669	619	986	981	834
		15				
		7,875				
		525				
202	90	198	1,114	1,742	1,959	1,282
124,740	61,425	106,365	615,668	1,201,568	1,266,669	774,271
618	683	537	553	690	647	604
384	132					
51,660	8,190					
135	62					
18						36
7,560						28,980
420						805
364	564	752	664	278	860	360
161,280	266,805	365,400	332,010	196,140	599,655	226,380
443	473	486	500	706	697	629

# 鮮魚

品目別・出荷地	計	4月	5月	6月	7月	8月
その他貝類	117,990	12,148	14,870	11,862	10,092	8,748
合計	96,212,109	9,844,751	10,223,259	7,964,727	8,177,126	9,051,538
平均単価	815	810	688	671	810	1,035
福島	8,281 10,321,279 1,246	697 1,019,914 1,463	655 1,002,033 1,530	251 322,373 1,284	1,124 1,051,314 935	1,098 1,118,002 1,018
北海道	30,963 43,997,283 1,421	3,190 3,980,362 1,248	3,807 4,196,802 1,102	3,214 3,499,966 1,089	2,408 3,576,776 1,485	2,674 4,697,486 1,757
青森	1,562 746,661 478	340 158,060 465	283 150,993 534	146 59,641 409	227 128,548 566	120 46,995 392
岩手	1,052 254,505 242			39 13,808 354	474 116,689 246	442 100,566 228
宮城	13,734 6,804,162 495	1,447 730,841 505	1,970 926,018 470	1,319 728,191 552	783 561,656 717	507 374,342 738
山形	44 16,275 370			12 4,095 341	16 3,990 249	6 1,890 315
茨城	972 626,798 645	139 111,206 800	184 128,986 701	192 124,275 647	33 29,086 881	176 87,990 500
埼玉	1,916 1,457,715 761	287 211,575 737	210 138,075 658	217 139,125 641	168 148,050 881	156 157,500 1,010
千葉	48,655 19,024,486 391	4,720 1,904,051 403	6,619 2,479,015 375	5,472 1,972,690 361	3,829 1,451,324 379	2,669 1,123,450 421
東京	42 39,375 938	1 0 0	10 8,925 893			
新潟	31 16,590 535				5 3,150 630	11 5,040 458
静岡	3,188 3,616,574 1,134	211 288,700 1,368	224 237,090 1,058	225 206,010 916	348 319,620 918	257 387,450 1,508
愛知	2,000 1,999,843 1,000	355 440,007 1,239	213 265,897 1,248	140 110,296 788	90 56,061 623	156 233,195 1,495
三重	9 15,750 1,750	5 3,150 630	4 12,600 3,150			
岡山	105 204,435 1,947					
山口	544 419,769 772	76 70,770 931	105 80,220 764	145 90,825 626	48 27,720 578	
福岡	266 276,203 1,038	36 38,010 1,056	26 28,665 1,103	30 28,035 935	20 16,275 814	23 24,255 1,055
長崎	4,359 5,506,328 1,263	612 783,735 1,281	519 425,623 820	407 474,192 1,165	460 498,286 1,083	419 591,527 1,412
大分	267 868,078 3,251	32 104,370 3,262	41 142,317 3,471	53 191,205 3,608	59 188,581 3,196	34 101,850 2,996
貝焼	3,672	282	571	612	847	529
合計	39,358,347	1,482,495	7,300,312	9,423,598	12,204,905	4,308,625
平均単価	10,719	5,257	12,785	15,398	14,410	8,145
福島	2,230 32,498,560 14,573	18 188,160 10,453	486 6,963,682 14,329	562 9,215,698 16,398	687 11,119,940 16,186	293 3,141,781 10,723

上段：数量=kg  
 单位 中断：金額=円  
 下段：単価=円

9月	10月	11月	12月	1月	2月	3月
10,347	9,149	8,171	11,510	7,541	9,547	4,005
8,103,942	7,542,589	7,090,799	10,744,244	6,640,984	7,402,448	3,425,702
783	824	868	933	881	775	855
472	486	647	1,118	525	906	302
589,832	774,702	914,509	1,450,877	586,805	1,103,714	387,204
1,250	1,594	1,413	1,298	1,118	1,218	1,282
2,253	2,069	1,829	3,096	2,151	3,095	1,177
3,557,918	3,476,289	3,264,450	5,144,738	3,484,110	3,469,203	1,649,183
1,579	1,680	1,785	1,662	1,620	1,121	1,401
156	68	27	52	41	88	14
54,675	51,304	7,088	23,142	16,275	42,642	7,298
350	754	263	445	397	485	521
19		15	21	22		20
2,914		3,150	5,513	4,515		7,350
153		210	263	205		368
1,702	1,600	1,106	1,112	847	943	398
745,830	700,178	493,551	509,175	426,563	429,525	178,292
438	438	446	458	504	455	448
10						
6,300						
630						
8		35	162	30	13	
2,310		12,103	98,732	23,363	8,747	
289		346	609	779	673	
108	114	122	180	78	204	72
98,700	98,700	96,285	123,165	54,600	141,540	50,400
914	866	789	684	700	694	700
4,833	4,063	3,657	4,866	3,168	3,209	1,550
1,897,615	1,603,877	1,553,318	2,098,005	1,253,680	1,085,965	601,496
393	395	425	431	396	338	388
5		20				6
2,100		18,900				9,450
420		945				1,575
15						
8,400						
560						
372	229	372	351	317	194	88
589,314	255,414	317,101	400,680	364,035	186,690	64,470
1,584	1,115	852	1,142	1,148	962	733
69	198	105	112	41	390	131
75,810	153,721	129,938	91,635	31,710	294,654	116,919
1,099	776	1,238	818	773	756	893
					72	33
					148,995	55,440
					2,069	1,680
4		10	30	36	72	18
3,444		15,750	44,100	26,460	48,510	11,970
861		1,575	1,470	735	674	665
42	16	20	10	20	13	10
38,850	15,855	23,310	15,540	20,055	15,698	11,655
925	991	1,166	1,554	1,003	1,208	1,166
260	303	206	392	253	348	180
374,280	406,144	241,346	692,112	328,338	426,565	264,180
1,440	1,340	1,172	1,766	1,298	1,226	1,468
19	3		8	12		6
55,650	6,405		46,830	20,475		10,395
2,929	2,135		5,854	1,706		1,733
100	91	156	235	105	100	44
581,942	560,936	859,194	1,207,122	652,302	592,851	184,065
5,819	6,164	5,508	5,137	6,212	5,929	4,183
31	26	32	35	34	26	
290,304	270,611	328,104	369,642	343,392	267,246	
9,365	10,408	10,253	10,561	10,100	10,279	

# 鮮魚

品目別・出荷地	計	4月	5月	6月	7月	8月
貝焼	1,321	198	85	50	160	194
青森	6,141,870	794,745	336,630	207,900	1,084,965	992,880
	4,649	4,014	3,960	4,158	6,781	5,118
宮城	79	66				12
	591,917	499,590				89,964
	7,493	7,570				7,497
長崎	42					30
	126,000					84,000
	3,000					2,800
こんぶ	14,697	1,417	1,242	1,289	1,319	1,143
合計	4,104,531	384,059	325,932	354,655	344,375	293,805
平均単価	279	271	262	275	261	257
岩手	14,658	1,417	1,242	1,289	1,317	1,143
	4,059,641	384,059	325,932	354,655	344,375	293,805
	277	271	262	275	261	257
宮城	16					
	8,864					
	554					
茨城	2				2	
	0				0	
	0				0	
東京	16					
	26,933					
	1,683					
新潟	1					
	693					
	693					
福井	4					
	8,400					
	2,100					
わかめ	72,847	9,591	7,221	5,861	6,403	5,061
合計	36,613,255	4,321,170	3,674,463	3,279,492	3,721,451	2,968,386
平均単価	503	451	509	560	581	587
福島	2,294	940	989	265		
	424,189	190,650	172,291	39,786		
	185	203	174	150		
青森	5,950	3,110				
	2,278,353	1,090,740				
	383	351				
岩手	24,323	1,821	3,073	2,826	3,210	2,758
	11,719,038	819,368	1,471,044	1,366,418	1,559,414	1,359,181
	482	450	479	484	486	493
宮城	40,122	3,680	3,135	2,758	3,163	2,279
	22,112,379	2,201,512	2,019,158	1,864,846	2,149,248	1,596,353
	551	598	644	676	679	700
茨城	2				2	
	0				0	
	0				0	
静岡	40	40				
	18,900	18,900				
	473	473				
広島	10					
	5,775					
	578					
山口	5		5			
	3,150		3,150			
	630		630			
熊本	101		19	12	28	24
	51,471		8,820	8,442	12,789	12,852
	510		464	704	457	536
その他藻類	143,274	12,989	12,618	13,701	15,962	12,520
合計	81,233,635	7,575,573	7,514,785	7,837,877	9,122,858	7,216,774
平均単価	567	583	596	572	572	576
福島	29,429	2,311	2,014	2,311	2,523	1,992
	20,226,723	1,669,330	1,513,055	1,664,252	1,728,405	1,388,048
	687	722	751	720	685	697

單位 上段：數量=kg  
 中斷：金額=円  
 下段：單價=円

9月	10月	11月	12月	1月	2月	3月
68 289,275 4,254	65 290,325 4,467	112 489,090 4,367	200 837,480 4,187	71 308,910 4,351	74 325,605 4,400	44 184,065 4,183
1 2,363 2,363						
		12 42,000 3,500				
1,150 327,286 285	1,461 410,682 281	1,708 482,891 283	1,313 345,952 263	1,152 366,638 318	1,043 323,388 310	460 144,868 315
1,129 294,283 261	1,452 402,470 277	1,701 479,216 282	1,313 345,952 263	1,152 366,638 318	1,043 323,388 310	460 144,868 315
2 1,177 589	7 4,012 573	7 3,675 525				
16 26,933 1,683						
1 693 693						
2 4,200 2,100	2 4,200 2,100					
5,115 3,011,665 589	4,214 2,798,862 664	3,739 2,356,870 630	3,284 2,019,357 615	5,743 2,576,269 449	11,235 3,976,298 354	5,380 1,908,972 355
					11 2,373 216	89 19,089 214
				560 216,993 387	1,470 632,940 431	810 337,680 417
2,272 1,115,118 491	1,834 906,683 494	1,919 923,373 481	1,758 849,132 483	1,273 610,476 480	870 401,569 462	709 337,262 476
2,827 1,887,979 668	2,380 1,892,179 795	1,819 1,433,497 788	1,526 1,170,225 767	3,910 1,748,800 447	8,884 2,939,416 331	3,761 1,209,166 322
						10 5,775 578
16 8,568 536		1 0 0				1 0 0
12,638 6,566,547 520	11,218 6,458,256 576	10,157 5,968,513 588	10,086 5,736,752 569	8,998 5,348,886 594	14,104 7,358,539 522	8,283 4,528,275 547
2,442 1,650,024 676	2,822 1,912,208 678	3,145 2,164,019 688	2,220 1,471,093 663	3,091 1,932,505 625	3,246 2,205,110 679	1,312 928,674 708

# 鮮魚

品目別・出荷地	計	4月	5月	6月	7月	8月
その他藻類	88	48		40		
青森	16,800	0		16,800		
	191	0		420		
岩手	707	161	36	162	75	45
	159,458	46,393	8,820	34,020	15,750	9,450
	226	288	245	210	210	210
宮城	12,566	1,036	441	336	346	302
	7,427,637	711,552	336,231	280,476	320,355	291,606
	591	687	762	835	926	966
秋田	248	23	25	35	70	85
	466,830	41,580	47,250	66,150	132,300	160,650
	1,882	1,808	1,890	1,890	1,890	1,890
茨城	29		5	24		
	19,110		5,250	13,860		
	659		1,050	578		
埼玉	5,950	555	747	720	758	559
	2,119,446	195,804	264,600	254,016	267,246	195,804
	356	353	354	353	353	350
千葉	4,355	167	510	600	570	435
	2,443,350	92,400	287,700	336,000	319,200	243,600
	561	553	564	560	560	560
神奈川	85	15	5	30	5	5
	85,995	13,230	6,615	19,845	6,615	6,615
	1,012	882	1,323	662	1,323	1,323
新潟	408	65	57	58	38	50
	601,311	86,439	78,877	86,846	54,968	75,947
	1,474	1,330	1,384	1,497	1,447	1,519
石川	2,232	405	223	192	204	204
	1,542,923	274,680	152,460	131,040	139,230	139,860
	691	678	684	683	683	686
愛知	13,354	1,449	1,229	1,296	1,315	1,461
	6,984,369	760,557	636,552	689,997	686,658	765,786
	523	525	518	532	522	524
三重	5,080	420	370	385	420	480
	3,247,998	264,600	233,856	242,928	264,600	302,400
	639	630	632	631	630	630
広島	5,011	686	860	620	1,048	589
	2,908,390	422,252	512,400	361,893	603,635	332,262
	580	616	596	584	576	564
山口	1,481	196	268	276	186	190
	796,005	112,980	142,485	133,560	95,130	90,720
	537	576	532	484	511	477
福岡	14	7	0	0	1	0
	201,498	60,534	18,113	25,200	12,600	11,025
	14,393	8,648	0	0	12,600	0
熊本	61,801	5,415	5,720	6,530	8,301	6,051
	30,720,878	2,749,341	2,955,369	3,269,753	4,201,159	3,004,068
	497	508	517	501	506	496
沖縄	436	30	108	86	102	72
	1,264,914	73,901	315,152	211,241	275,007	198,933
	2,901	2,463	2,918	2,456	2,696	2,763
その他鮮魚	379,028	29,464	37,286	35,986	30,122	16,834
合計	261,891,401	21,027,950	23,353,879	21,699,914	21,014,247	14,686,747
平均単価	691	714	626	603	698	872
福島	49,944	8,332	4,893	5,891	4,112	2,408
	38,059,192	6,640,524	3,650,121	4,345,469	3,551,503	2,212,172
	762	797	746	738	864	919
北海道	38,225	2,775	2,423	2,308	872	571
	30,018,830	1,193,526	1,086,329	976,527	308,900	643,340
	785	430	448	423	354	1,127
青森	25,414	912	1,244	5,203	2,232	1,739
	17,507,439	494,890	739,644	2,598,116	1,872,467	1,761,517
	689	543	595	499	839	1,013
岩手	20,428	1,256	1,994	2,827	3,210	1,520
	10,598,811	552,661	1,032,174	1,055,760	1,458,458	975,039
	519	440	518	373	454	641



上段：数量=kg  
 单位 中断：金額=円  
 下段：単価=円

9月	10月	11月	12月	1月	2月	3月
75	120	30				3
14,963	23,625	6,300				137
200	197	210				46
338	301	281	219	1,317	5,148	2,501
293,013	270,522	255,150	316,575	1,050,264	2,200,420	1,101,473
867	899	908	1,446	797	427	440
10						
18,900						
1,890						
447	420	375	375	360	390	244
158,760	148,176	132,300	132,300	127,008	137,592	105,840
355	353	353	353	353	353	434
438	510	210	240	210	255	210
252,000	282,450	117,600	134,400	117,600	142,800	117,600
575	554	560	560	560	560	560
5	5		10			5
6,615	6,615		13,230			6,615
1,323	1,323		1,323			1,323
31	17	31	25	8	20	8
46,998	26,019	46,998	41,139	13,010	31,060	13,010
1,516	1,531	1,516	1,646	1,626	1,553	1,626
168	159	185	305	43	96	48
114,660	118,493	130,200	212,100	31,920	65,520	32,760
683	745	704	695	742	683	683
978	1,116	1,034	1,683	525	815	453
527,772	523,803	553,266	898,527	273,210	429,303	238,938
540	469	535	534	520	527	527
340	410	490	590	200	350	625
214,200	257,250	308,700	371,700	126,000	220,500	441,264
630	627	630	630	630	630	706
256	224	168	140	148	164	108
144,165	129,633	94,500	74,970	82,740	90,300	59,640
563	579	563	536	559	551	552
94	42	68	64	20	53	24
47,880	25,200	44,100	40,950	12,600	34,650	15,750
509	600	649	640	630	654	656
0	2	1	2	1	0	0
11,025	19,426	8,400	10,290	15,435	7,875	1,575
0	9,713	8,400	5,145	15,435	0	0
6,994	5,057	4,136	4,213	3,075	3,567	2,742
2,956,372	2,641,756	2,098,580	2,019,478	1,566,594	1,793,409	1,464,999
423	522	507	479	509	503	534
22	13	3				
109,200	73,080	8,400				
4,964	5,622	2,800				
29,501	35,880	46,095	41,729	30,008	32,234	13,889
22,932,818	27,128,844	31,495,787	29,642,581	19,224,794	20,372,772	9,311,068
777	756	683	710	641	632	670
2,872	3,466	3,622	4,521	3,356	4,849	1,622
2,177,248	2,044,482	2,093,975	3,664,752	2,649,331	3,407,617	1,621,998
758	590	578	811	789	703	1,000
2,203	7,578	7,980	5,866	2,497	2,582	570
3,691,634	9,501,885	5,135,609	4,683,210	1,236,429	1,220,303	341,138
1,676	1,254	644	798	495	473	598
605	833	3,263	1,029	4,483	3,703	168
827,456	1,052,340	3,447,341	642,091	2,330,023	1,625,506	116,048
1,368	1,263	1,056	624	520	439	691
865	733	1,224	2,140	2,060	2,010	589
441,319	637,058	1,014,139	1,335,349	901,305	904,053	291,496
510	869	829	624	438	450	495

# 鮮魚

品目別・出荷地	計	4月	5月	6月	7月	8月
その他鮮魚	20,526	795	4,355	3,781	3,955	819
宮城	10,940,440	460,915	1,869,986	1,814,221	1,540,549	450,938
	533	580	429	480	390	551
秋田	442	45	28	203	26	
	346,827	63,374	25,011	170,377	27,027	
	785	1,408	893	839	1,040	
山形	3,412	340	279	370	296	294
	2,113,212	301,594	188,404	155,682	218,162	230,025
	619	887	675	421	737	782
茨城	29,573	810	1,358	2,720	376	94
	15,881,332	475,327	699,960	2,118,515	314,755	89,208
	537	587	515	779	837	949
埼玉	1,148	102	113	67	91	106
	1,960,429	231,630	197,243	137,004	241,731	239,085
	1,708	2,271	1,746	2,045	2,656	2,256
千葉	30,141	2,260	8,811	2,996	2,573	503
	22,556,884	2,110,185	5,928,464	2,194,187	1,779,106	956,377
	748	934	673	732	691	1,901
東京	7,994	491	689	619	370	1,298
	8,744,627	324,076	445,998	435,930	596,606	1,413,467
	1,094	660	647	704	1,612	1,089
神奈川	743	93	257	28	108	100
	596,663	86,127	176,846	20,685	94,710	94,500
	803	926	688	739	877	945
新潟	1,331	280	261	367	119	77
	932,152	206,778	216,207	172,503	74,446	63,946
	700	738	828	470	626	830
富山	3,567	60	398	5	204	45
	1,537,109	27,405	225,798	2,100	111,401	32,860
	431	457	567	420	546	730
福井	147					
	117,328					
	798					
静岡	15,750	1,697	1,000	539	404	168
	10,248,979	955,418	752,669	385,532	337,783	174,878
	651	563	753	715	836	1,041
愛知	62,884	4,891	6,269	6,509	4,153	205
	37,163,307	3,144,173	3,741,308	3,755,888	2,773,267	180,076
	591	643	597	577	668	878
三重	12,450	2,046	1,252	323	100	334
	8,418,064	1,437,195	903,163	242,624	95,823	287,063
	676	702	721	751	958	859
京都	29					
	41,481					
	1,430					
大阪	107	17				
	84,798	12,600				
	793	741				
兵庫	24				2	
	83,517				27,300	
	3,480				13,650	
和歌山	20					
	21,861					
	1,093					
島根	56	42		14		
	49,445	43,460		5,985		
	883	1,035		428		
広島	101	15			2	
	87,719	18,900			2,100	
	869	1,260			1,050	
山口	6,463	628	572	526	556	279
	7,769,644	755,806	671,331	594,306	742,194	402,031
	1,202	1,204	1,174	1,130	1,335	1,441
香川	64					
	283,122					
	4,424					

上段：数量=kg  
 单位 中断：金額=円  
 下段：単価=円

9月	10月	11月	12月	1月	2月	3月
1,258	2,254	1,112	1,005	618	476	98
674,557	1,039,940	965,295	960,215	667,244	433,674	62,906
536	461	868	955	1,080	911	642
61	62		11		6	
20,413	32,760		1,145		6,720	
335	528		104		1,120	
173	220	277	102	75	488	498
154,466	141,808	150,907	50,085	31,500	243,014	247,565
893	645	545	491	420	498	497
4,692	4,498	4,911	3,456	3,349	2,295	1,014
3,056,433	2,055,971	2,208,326	1,491,594	1,656,074	1,139,887	575,282
651	457	450	432	494	497	567
66	68	161	208	166		
106,260	121,401	239,621	254,218	192,236		
1,610	1,785	1,488	1,222	1,158		
857	1,787	2,974	2,192	2,106	2,594	488
607,613	1,220,378	2,034,159	1,447,389	1,898,802	1,887,652	492,572
709	683	684	660	902	728	1,009
2,051	786	738	591	126	163	72
2,968,723	804,111	587,581	719,384	165,228	204,458	79,065
1,447	1,023	796	1,217	1,311	1,254	1,098
68				85	4	
65,835				49,140	8,820	
968				578	2,205	
22	29	30			100	46
10,815	18,207	26,712			97,178	45,360
492	628	890			972	986
326	1,646	609	94	45	135	
106,723	635,273	271,848	35,028	22,680	65,993	
327	386	446	373	504	489	
				147		
				117,328		
				798		
1,446	2,318	3,046	2,051	599	1,637	845
755,466	1,174,392	2,068,508	1,383,585	418,888	1,167,842	674,018
522	507	679	675	699	713	798
4,097	3,198	6,647	9,576	5,699	7,180	4,460
1,972,564	1,926,127	4,133,662	5,370,358	3,234,081	4,319,010	2,612,793
481	602	622	561	567	602	586
1,243	950	1,552	971	1,074	1,474	1,131
919,618	664,969	961,294	625,468	638,122	952,712	690,013
740	700	619	644	594	646	610
	17				12	
	25,416				16,065	
	1,495				1,339	
	20	36	10	12	12	
	18,144	26,838	9,072	9,072	9,072	
	907	746	907	756	756	
	16	2	3			1
	11,067	23,100	6,300			15,750
	692	11,550	2,100			15,750
				20		
				21,861		
				1,093		
6			78			
8,400			58,319			
1,400			748			
146	331	731	1,378	589	532	195
278,220	478,435	946,857	1,492,618	587,898	576,505	243,443
1,906	1,445	1,295	1,083	998	1,084	1,248
	13	12	20	10	7	2
	56,889	52,920	88,200	42,336	32,634	10,143
	4,376	4,410	4,410	4,234	4,662	5,072

# 鮮魚

品目別・出荷地	計	4月	5月	6月	7月	8月
その他鮮魚	643		25	100	98	82
愛媛	764,842		17,850	67,725	81,270	84,957
	1,189		714	677	829	1,036
高知	18	18				
	31,238	31,238				
	1,735	1,735				
福岡	3,767	771	612	226	171	166
	4,047,396	790,319	551,882	239,873	165,648	210,800
	1,074	1,025	902	1,061	969	1,270
佐賀	59	15	33		1	
	74,414	15,750	34,335		6,899	
	1,261	1,050	1,040		6,899	
長崎	572	49	73	71		27
	814,645	43,491	52,554	94,501		44,415
	1,424	888	720	1,331		1,645
熊本	1,553	61	226	217	138	108
	3,522,648	125,055	99,477	56,301	31,584	23,688
	2,268	2,050	440	259	229	219
大分	1			0		
	2,247			252		
	2,247			0		
宮崎	40,995	596	109	23	5,938	5,885
	25,889,603	418,679	39,565	20,948	4,542,582	4,111,167
	632	702	363	911	765	699
鹿児島	437	67	12	53	15	6
	581,156	66,854	7,560	38,903	17,976	5,198
	1,330	998	630	734	1,198	866
その他 合計 平均単価	21,379	1,751	1,673	1,447	1,565	2,191
	21,931,370	1,572,157	1,386,374	1,244,855	1,343,167	2,162,644
	1,026	898	829	860	858	987
福島	1,103					
	1,404,722					
	1,274					
北海道	2,484	24	6	12	45	204
	5,221,851	31,500	9,450	18,900	85,974	529,830
	2,102	1,313	1,575	1,575	1,911	2,597
青森	588					
	1,045,412					
	1,778					
岩手	966	151	174	165	167	180
	1,851,392	368,760	394,349	300,300	304,500	308,700
	1,917	2,442	2,266	1,820	1,823	1,715
宮城	1,076	43	35	42	30	31
	2,887,558	170,569	138,427	163,832	126,883	108,544
	2,684	3,967	3,955	3,901	4,229	3,501
秋田	3					
	6,930					
	2,310					
山形	28			12		
	33,390			8,820		
	1,193			735		
千葉	9,419	836	792	689	865	1,375
	5,558,452	493,186	458,483	431,919	538,023	843,415
	590	590	579	627	622	613
東京	743	22	41	17	19	37
	924,188	36,041	47,250	39,316	40,270	60,900
	1,244	1,638	1,152	2,313	2,119	1,646
神奈川	4,368	495	505	468	420	335
	2,115,142	239,001	243,915	231,840	202,860	161,805
	484	483	483	495	483	483
新潟	51			15	12	2
	13,452			3,308	3,707	662
	264			221	309	331
福井	47	9		3	3	7
	322,140	80,640		27,720	18,900	51,660
	6,854	8,960		9,240	6,300	7,380

単位 上段：数量=kg  
 中断：金額=円  
 下段：単価=円

9月	10月	11月	12月	1月	2月	3月
128 111,101 868	65 58,203 895	57 147,675 2,591	33 93,623 2,837	38 68,355 1,799	17 34,083 2,005	
111 119,952 1,081	110 120,120 1,092	689 501,184 727	440 607,438 1,381	250 361,968 1,448	153 327,287 2,139	68 50,925 749
	10 17,430 1,743					
63 94,815 1,505	190 315,714 1,662	81 140,805 1,738	18 28,350 1,575			
22 7,980 363	80 261,503 3,269	146 565,289 3,872	366 1,404,355 3,837	84 405,143 4,823	84 424,673 5,056	21 117,600 5,600
	1 1,995 1,995					
6,075 3,715,002 612	4,560 2,657,556 583	6,104 3,637,433 596	5,530 3,104,480 561	2,514 1,502,908 598	1,686 1,188,612 705	1,975 950,671 481
45 40,205 893	41 35,270 860	91 114,709 1,261	40 85,955 2,149	6 16,842 2,807	35 79,402 2,269	26 72,282 2,780
2,674 4,228,467 1,581	3,223 4,364,321 1,354	2,004 1,901,683 949	2,064 1,537,919 745	1,085 944,680 871	1,187 954,371 804	515 290,732 565
	677 1,007,885 1,489	192 306,180 1,595		78 30,051 385	84 32,634 389	72 27,972 389
1,166 2,849,175 2,444	756 1,450,471 1,919	145 124,215 857	100 74,708 747	7 14,364 2,052	19 33,264 1,751	
48 98,595 2,054	447 846,783 1,894			51 64,103 1,257	42 35,931 856	
122 169,323 1,388		6 5,250 875	1 210 210			
170 402,757 2,369	148 294,470 1,990	126 405,407 3,218	213 391,070 1,836	134 361,205 2,696	95 290,384 3,057	9 34,010 3,779
	3 6,930 2,310					
					5 11,340 2,268	11 13,230 1,203
803 479,485 597	788 475,363 603	795 483,810 609	1,025 556,347 543	541 315,630 583	626 350,543 560	284 132,248 466
18 34,020 1,890	95 81,900 862	385 355,270 923	64 140,239 2,191	8 19,992 2,499	29 52,603 1,814	8 16,387 2,048
320 150,382 470	280 139,104 497	305 147,315 483	560 270,480 483	265 127,995 483	285 144,900 508	130 55,545 427
18 3,780 210		4 1,995 499				
6 34,020 5,670	9 48,720 5,413	5 22,680 4,536	4 26,460 6,615	1 11,340 11,340		

## 鮮魚

品目別・出荷地	計	4月	5月	6月	7月	8月
その他	346	168	120	24		20
静岡	350,798	132,300	94,500	18,900		97,128
	1,014	788	788	788		4,856
愛知	9				4	
	36,330				22,050	
	4,037				5,513	
岡山	3	3				
	20,160	20,160				
	6,720	6,720				
広島	46					
	58,276					
	1,267					
鹿児島	99					
	81,177					
	820					

上段：数量=kg  
 单位 中断：金額=円  
 下段：単価=円

9月	10月	11月	12月	1月	2月	3月
	14 7,970 569					
		4 2,940 735				1 11,340 11,340
	9 11,655 1,295	37 46,621 1,260				
			97 78,405 808		2 2,772 1,386	

# 冷凍魚

品目別・出荷地	計	4月	5月	6月	7月	8月
冷あじ	57,338	4,207	4,265	8,012	8,152	3,467
合計	13,566,194	940,842	1,006,005	1,732,626	1,646,463	851,214
平均単価	237	224	236	216	202	246
福島	106 34,650 327					6 5,250 875
宮城	2,242 928,830 414	842 194,355 231	110 57,225 520	360 189,000 525	120 63,000 525	270 141,750 525
千葉	507 991,873 1,956	27 47,565 1,762	29 72,660 2,506	39 36,540 937	20 50,190 2,510	29 52,500 1,810
東京	54,281 11,561,155 213	3,336 696,486 209	4,126 876,120 212	7,613 1,507,086 198	8,012 1,533,273 191	3,162 651,714 206
鳥取	2 2,436 1,218	2 2,436 1,218				
福岡	200 47,250 236					
冷さば	230,055	26,990	19,609	19,210	17,240	14,683
合計	85,290,973	8,419,513	6,928,147	7,381,983	6,669,515	5,784,069
平均単価	371	312	353	384	387	394
福島	23,478 7,333,340 312	1,292 245,762 190	175 111,494 637	499 196,501 394	1,576 500,053 317	489 181,989 372
青森	11,735 5,797,261 494	1,120 567,000 506	880 449,400 511	900 449,400 499	1,370 658,770 481	1,435 688,800 480
岩手	100 22,050 221					
宮城	14,736 5,794,941 393	5,920 1,949,430 329	180 53,130 295	2,115 1,223,513 578	510 214,200 420	2,140 772,065 361
茨城	7,490 3,698,498 494	775 382,467 494	625 308,860 494	660 325,713 494	775 382,465 494	460 227,013 494
千葉	4,931 3,203,550 650	291 179,340 616	240 148,680 620	290 173,775 599	110 74,340 676	450 294,840 655
東京	167,166 59,190,782 354	17,485 5,012,438 287	17,509 5,856,583 334	14,746 5,013,081 340	12,899 4,839,687 375	9,709 3,619,362 373
静岡	17 73,080 4,299	5 36,540 7,308				
三重	200 104,160 521					
鳥取	2 2,436 1,218	2 2,436 1,218				
福岡	200 70,875 354	100 44,100 441				
冷さんま	95,952	4,295	4,323	5,318	12,093	10,857
合計	28,845,231	880,751	872,507	1,660,059	2,831,075	3,337,878
平均単価	301	205	202	312	234	307
福島	54,264 19,247,214 355	50 8,663 173	390 42,998 110	2,870 1,148,333 400	3,255 1,194,481 367	4,309 2,073,489 481
北海道	444 169,365 381					



上段：数量=kg  
 单位 中断：金額=円  
 下段：単価=円

9月	10月	11月	12月	1月	2月	3月
3,809	3,788	5,898	8,138	2,178	2,308	3,116
880,841	1,071,123	1,466,011	1,976,281	591,568	677,439	725,781
231	283	249	243	272	294	233
			100			
			29,400			
			294			
90	110	50	50	80	150	10
47,250	57,750	26,250	26,250	42,000	78,750	5,250
525	525	525	525	525	525	525
27	79	120	34	19	60	24
47,670	174,930	202,861	84,315	47,040	115,542	60,060
1,766	2,214	1,691	2,480	2,476	1,926	2,503
3,692	3,599	5,628	7,954	2,079	1,998	3,082
785,921	838,443	1,213,800	1,836,316	502,528	458,997	660,471
213	233	216	231	242	230	214
		100			100	
		23,100			24,150	
		231			242	
10,266	12,854	23,522	26,991	13,350	12,723	32,617
4,082,694	5,473,436	8,726,962	10,019,197	5,565,519	5,477,221	10,762,717
398	426	371	371	417	430	330
665	607	2,804	5,216	3,011	3,466	3,678
251,686	276,332	760,961	1,581,384	979,125	1,147,104	1,100,949
378	455	271	303	325	331	299
1,310	1,550	1,715	795	350	210	100
647,850	758,310	830,655	423,990	166,110	102,376	54,600
495	489	484	533	475	488	546
		100				
		22,050				
		221				
70	261	1,100	302	400	678	1,060
29,400	173,040	424,463	111,972	152,250	294,683	396,795
420	663	386	371	381	435	374
430	790	410	735	535	610	685
213,047	389,868	202,336	364,091	264,445	301,037	337,156
495	494	494	495	494	494	492
710	270	480	810	650	330	300
482,580	172,935	322,035	540,960	433,335	204,120	176,610
680	641	671	668	667	619	589
7,081	9,264	16,783	19,063	8,404	7,429	26,794
2,458,131	3,639,636	6,095,582	6,961,520	3,570,254	3,427,901	8,696,607
347	393	363	365	425	461	325
	12					
	36,540					
	3,045					
		130	70			
		68,880	35,280			
		530	504			
	100					
	26,775					
	268					
9,523	10,961	9,722	20,206	2,245	2,844	3,565
3,434,808	2,921,681	2,741,817	7,344,619	628,728	827,131	1,364,177
361	267	282	363	280	291	383
4,696	8,375	8,201	18,626	600	612	2,280
2,253,615	2,198,175	2,237,130	6,846,914	124,740	130,872	987,804
480	262	273	368	208	214	433
					374	70
					150,045	19,320
					401	276

# 冷凍魚

品目別・出荷地	計	4月	5月	6月	7月	8月
冷さんま	48					
岩手	13,755					
	287					
宮城	29,878	3,250	3,210	1,790	7,300	5,535
	6,271,587	659,243	664,755	358,575	1,319,536	1,021,337
	210	203	207	200	181	185
茨城	10,772	987	723	643	1,313	958
	2,900,224	209,905	164,754	149,686	265,083	210,901
	269	213	228	233	202	220
東京	546	8		15	225	55
	243,086	2,940		3,465	51,975	32,151
	445	368		231	231	585
冷かれい	372,553	56,236	21,239	26,159	24,804	20,031
合計	184,012,901	19,972,422	11,408,830	12,821,903	13,044,045	10,063,962
平均単価	494	355	537	490	526	502
福島	28,725	1,878	1,986	2,099	1,782	1,658
	16,964,558	934,250	1,112,130	1,203,784	1,000,897	966,594
	591	497	560	574	562	583
青森	113	20	10	10	20	20
	342,563	60,900	30,450	30,450	60,900	60,900
	3,032	3,045	3,045	3,045	3,045	3,045
宮城	199,197	36,868	10,842	12,191	13,684	8,872
	103,596,772	11,079,253	6,800,419	5,983,082	7,952,356	5,249,498
	520	301	627	491	581	592
茨城	296	5	19	126	119	9
	482,469	6,773	10,836	236,472	202,452	8,479
	1,630	1,355	570	1,877	1,701	942
東京	120,908	17,335	8,382	11,733	8,169	9,472
	52,690,636	7,798,426	3,454,995	5,368,115	3,485,140	3,778,491
	436	450	412	458	427	399
三重	23,042				1,030	
	9,718,553				342,300	
	422				332	
京都	130					
	95,550					
	735					
福岡	142	130				
	121,800	92,820				
	858	714				
冷たい	166,226	4,649	26,826	25,969	26,223	11,815
合計	93,769,184	3,461,605	12,647,530	12,926,276	14,264,128	7,058,904
平均単価	564	745	471	498	544	597
福島	10,884	343	814	1,107	922	1,140
	8,255,825	244,680	655,528	855,904	728,989	876,687
	759	713	805	773	791	769
青森	2,424			2,424		
	1,068,984			1,068,984		
	441			441		
宮城	137,504	2,619	25,459	21,332	24,022	9,748
	69,756,453	1,609,083	11,473,541	9,804,412	12,253,259	5,164,172
	507	614	451	460	510	530
埼玉	960	20	70	140	100	10
	945,000	18,900	66,150	217,350	94,500	9,450
	984	945	945	1,553	945	945
東京	13,822	1,611	483	934	1,115	885
	12,979,466	1,479,742	452,311	935,946	1,100,020	964,915
	939	919	936	1,002	987	1,090
神奈川	208					
	151,096					
	726					
石川	424	56		32	64	32
	612,360	109,200		43,680	87,360	43,680
	1,444	1,950		1,365	1,365	1,365
冷赤魚	674,429	37,209	40,638	50,215	61,540	80,575
合計	293,027,158	18,312,538	18,725,227	22,871,386	24,840,679	33,431,329
平均単価	434	492	461	455	404	415

上段：数量=kg  
 单位 中断：金額=円  
 下段：単価=円

9月	10月	11月	12月	1月	2月	3月
			40	8		
			11,760	1,995		
			294	249		
2,580	1,383	720	890	700	1,590	930
594,300	349,860	183,855	247,170	196,441	434,175	242,340
230	253	255	278	281	273	261
2,115	1,111	801	638	937	261	285
505,581	316,316	320,832	231,845	305,552	105,056	114,713
239	285	401	363	326	403	403
132	92		12		7	
81,312	57,330		6,930		6,983	
616	623		578		998	
26,798	36,788	32,955	43,253	27,970	37,110	19,210
14,758,828	18,004,554	17,808,330	21,605,669	14,598,092	19,081,580	10,844,686
551	489	540	500	522	514	565
3,059	2,208	2,527	3,234	3,024	3,706	1,564
2,112,436	1,296,141	1,565,514	2,043,253	1,819,786	2,078,330	831,443
691	587	620	632	602	561	532
13	10	10				
38,063	30,450	30,450				
2,928	3,045	3,045				
16,381	16,801	17,744	21,827	15,682	18,048	10,257
9,650,000	8,530,925	10,936,154	11,425,315	9,164,642	10,297,113	6,528,015
589	508	616	523	584	571	636
	18					
	17,457					
	970					
7,315	15,682	9,364	8,177	8,354	10,146	6,779
2,945,729	7,447,549	4,136,699	3,407,628	3,257,819	4,401,492	3,208,553
403	475	442	417	390	434	473
30	2,069	3,310	10,003	910	5,150	540
12,600	682,032	1,139,513	4,700,493	355,845	2,260,545	225,225
420	330	344	470	391	439	417
					60	70
					44,100	51,450
					735	735
			12			
			28,980			
			2,415			
26,549	8,293	13,548	9,370	3,943	5,584	3,457
14,612,196	5,343,487	8,461,882	5,942,373	2,678,031	3,761,042	2,611,730
550	644	625	634	679	674	755
820	723	1,677	1,406	664	728	540
601,931	514,486	1,135,633	1,101,232	539,211	562,601	438,943
734	712	677	783	812	773	813
24,143	6,132	10,202	6,112	2,491	3,646	1,598
12,477,475	3,516,059	5,785,697	3,248,576	1,423,824	2,073,855	926,500
517	573	567	532	572	569	580
150	150	80	90	60	40	50
141,750	94,500	75,600	85,050	56,700	37,800	47,250
945	630	945	945	945	945	945
1,404	1,246	1,547	1,612	668	1,100	1,217
1,347,360	1,167,937	1,413,082	1,346,865	615,235	1,015,396	1,140,657
960	937	913	836	921	923	937
	10	10	70	60	38	20
	6,825	7,350	51,450	43,061	27,710	14,700
	683	735	735	718	729	735
32	32	32	80		32	32
43,680	43,680	44,520	109,200		43,680	43,680
1,365	1,365	1,391	1,365		1,365	1,365
77,421	67,866	39,728	76,130	69,399	41,595	32,113
30,353,623	27,296,579	19,013,881	33,480,346	28,777,155	20,153,591	15,770,824
392	402	479	440	415	485	491

# 冷凍魚

品目別・出荷地	計	4月	5月	6月	7月	8月
冷赤魚	103,312	7,751	7,022	8,907	7,389	10,286
福島	55,575,544	4,123,581	3,733,949	4,794,549	3,978,298	5,657,278
	538	532	532	538	538	550
北海道	27,650	8,148	5,773	756		
	12,855,343	3,783,875	2,568,393	310,464		
	465	464	445	411		
宮城	391,806	8,237	13,804	22,828	43,659	53,902
	145,681,526	3,781,875	5,550,482	8,874,147	15,307,223	19,786,973
	372	459	402	389	351	367
東京	148,301	13,073	14,039	17,724	10,387	14,539
	77,268,260	6,623,207	6,872,403	8,892,226	5,506,648	7,105,294
	521	507	490	502	530	489
三重	3,360				105	1,848
	1,646,485				48,510	881,784
	490				462	477
冷さけ	129,471	18,070	12,719	13,525	10,400	8,396
合計	92,625,289	12,278,336	8,936,792	9,112,134	7,059,085	6,087,141
平均単価	715	679	703	674	679	725
福島	30,469	5,881	3,132	4,350	2,668	1,130
	21,992,088	4,408,341	2,380,737	3,199,207	1,434,023	836,699
	722	750	760	735	537	740
北海道	4,525	220		180	167	113
	3,031,353	152,250		131,460	168,473	82,005
	670	692		730	1,009	726
岩手	3,195	25	30		340	50
	1,503,600	27,930	13,860		157,080	23,100
	471	1,117	462		462	462
宮城	28,433	2,063	3,690	3,386	1,937	1,709
	19,017,435	1,202,549	2,092,762	1,894,040	1,268,179	1,195,985
	669	583	567	559	655	700
千葉	503	262	8	3	57	20
	505,344	175,980	7,140	14,700	65,730	36,120
	1,005	672	893	4,900	1,153	1,806
東京	59,371	8,744	5,859	5,606	5,231	5,374
	44,654,738	5,836,161	4,442,293	3,872,727	3,965,600	3,913,232
	752	667	758	691	758	728
三重	2,975	875				
	1,920,731	475,125				
	646	543				
冷ます	40,449	111	9	2,895	2,727	4,357
合計	40,339,405	38,462	3,119	2,865,663	2,866,713	4,784,361
平均単価	997	347	347	990	1,051	1,098
福島	5,515			525	375	625
	4,056,700			382,463	273,002	445,203
	736			729	728	712
北海道	250					
	168,000					
	672					
青森	1,950			120	440	1,360
	2,356,410			138,600	547,680	1,636,425
	1,208			1,155	1,245	1,203
宮城	9,487			153	1,289	1,072
	11,844,591			280,193	1,333,185	1,443,775
	1,249			1,831	1,034	1,347
千葉	8					
	0					
	0					
東京	23,239	111	9	2,097	623	1,300
	21,913,704	38,462	3,119	2,064,407	712,846	1,258,958
	943	347	347	984	1,144	968
冷たら	47,058	3,490	2,544	3,278	4,513	4,027
合計	64,566,430	4,913,658	3,341,797	4,461,174	5,464,292	5,556,944
平均単価	1,372	1,408	1,314	1,361	1,211	1,380
福島	10,526	843	642	679	1,701	989
	16,109,106	1,438,422	930,700	1,100,499	1,987,237	1,605,637
	1,530	1,706	1,450	1,621	1,168	1,623

上段：数量=kg  
 单位 中断：金額=円  
 下段：単価=円

9月	10月	11月	12月	1月	2月	3月
7,860	5,004	8,109	13,728	8,351	11,701	7,204
4,233,466	2,877,059	4,360,413	7,189,625	4,563,881	6,069,637	3,993,808
539	575	538	524	547	519	554
2,415	2,457	3,717	1,806	1,176	651	751
1,051,569	1,237,690	1,724,329	865,913	563,824	326,784	422,502
435	504	464	479	479	502	563
57,003	52,826	16,992	47,889	48,899	14,905	10,862
19,515,360	18,758,513	6,768,472	18,764,608	17,591,837	6,356,897	4,625,139
342	355	398	392	360	426	426
9,513	7,222	10,490	12,707	10,973	14,338	13,296
5,233,722	4,225,084	5,962,215	6,660,200	6,057,613	7,400,273	6,729,375
550	585	568	524	552	516	506
630	357	420				
319,506	198,233	198,452				
507	555	473				
10,723	9,837	9,970	11,916	7,117	8,068	8,730
7,421,715	7,001,986	7,390,344	9,239,218	5,383,584	6,430,236	6,284,718
692	712	741	775	756	797	720
3,272	2,514	520	875	1,473	1,671	2,983
2,260,224	1,711,196	415,703	688,146	1,149,235	1,251,247	2,257,330
691	681	799	786	780	749	757
130	100	100	1,915	625	625	350
87,675	73,500	60,900	1,258,688	405,826	387,450	223,126
674	735	609	657	649	620	638
930	30	560	560	510	120	40
429,660	13,860	263,235	258,720	239,400	57,120	19,635
462	462	470	462	469	476	491
2,593	3,275	2,810	3,450	1,385	1,035	1,100
1,630,640	2,215,764	2,153,291	2,684,069	1,077,040	763,771	839,345
629	677	766	778	778	738	763
11	3		129			10
21,840	14,700		153,384			15,750
1,985	4,900		1,189			1,575
3,787	3,565	5,280	4,412	2,924	4,467	4,122
2,991,676	2,734,615	4,004,237	3,799,305	2,379,255	3,870,370	2,845,267
790	767	758	861	814	866	690
	350	700	575	200	150	125
	238,351	492,978	396,906	132,828	100,278	84,265
	681	704	690	664	669	674
7,336	5,869	2,309	7,077	1,613	3,478	2,668
5,468,146	5,653,115	2,697,370	7,373,217	1,907,998	4,037,719	2,643,522
745	963	1,168	1,042	1,183	1,161	991
225	1,615	150	1,450	200		350
161,966	1,215,117	108,940	1,076,779	144,903		248,327
720	752	726	743	725		710
						250
						168,000
						672
					30	
					33,705	
					1,124	
1,065	694	180	2,094	819	1,737	384
1,411,568	900,769	326,262	2,706,096	903,634	2,068,341	470,768
1,325	1,298	1,813	1,292	1,103	1,191	1,226
8						
0						
0						
6,038	3,560	1,979	3,533	594	1,711	1,684
3,894,612	3,537,229	2,262,168	3,590,342	859,461	1,935,673	1,756,427
645	994	1,143	1,016	1,447	1,131	1,043
2,926	3,039	4,172	12,836	2,830	2,403	1,000
4,148,527	4,314,016	5,510,300	18,795,962	3,490,240	3,440,701	1,128,819
1,418	1,420	1,321	1,464	1,233	1,432	1,129
849	642	846	1,767	1,012	440	116
1,397,607	1,063,326	1,441,221	3,009,358	1,109,206	816,442	209,451
1,646	1,656	1,704	1,703	1,096	1,856	1,806

# 冷凍魚

品目別・出荷地	計	4月	5月	6月	7月	8月
冷たら	17,415	1,006	979	1,360	1,456	1,479
宮城	21,821,342	1,070,558	1,151,401	1,744,830	1,646,911	1,769,955
	1,253	1,064	1,176	1,283	1,131	1,197
千葉	930					
	1,389,310					
	1,494					
東京	15,500	1,093	786	943	1,243	1,400
	21,493,156	1,658,345	1,072,994	1,221,722	1,678,925	1,972,979
	1,387	1,517	1,365	1,296	1,351	1,409
三重	2,687	548	137	296	113	159
	3,753,516	746,333	186,702	394,123	151,219	208,373
	1,397	1,362	1,363	1,331	1,338	1,311
冷さわら	17,500	2,186	1,632	1,288	1,561	1,543
合計	9,845,432	1,249,605	875,700	639,030	883,008	843,717
平均単価	563	572	537	496	566	547
福島	1,040	6	6		7	13
	696,029	5,985	5,985		7,350	8,127
	669	998	998		1,050	625
東京	13,202	1,780	1,610	1,118	1,254	1,340
	6,984,029	1,012,620	862,155	541,800	702,723	711,900
	529	569	536	485	560	531
三重	3,258	400	16	170	300	190
	2,165,374	231,000	7,560	97,230	172,935	123,690
	665	578	473	572	576	651
冷めぬけ	10,449	1,144	492	393	1,686	873
合計	10,620,962	1,223,240	411,075	413,280	1,769,408	879,375
平均単価	1,016	1,069	836	1,052	1,049	1,007
福島	1,128	132	60	108	144	108
	1,125,558	131,670	59,850	107,730	143,640	107,730
	998	998	998	998	998	998
青森	17	17				
	10,962	10,962				
	645	645				
宮城	9,304	995	432	285	1,542	765
	9,484,442	1,080,608	351,225	305,550	1,625,768	771,645
	1,019	1,086	813	1,072	1,054	1,009
冷きす	9,765	1,026	825	728	1,285	1,221
合計	8,117,694	670,627	606,132	639,640	1,150,176	1,094,806
平均単価	831	654	735	879	895	897
茨城	9,602	990	825	696	1,255	1,221
	7,965,969	637,237	606,132	610,450	1,122,141	1,094,806
	830	644	735	877	894	897
東京	163	36		32	30	
	151,725	33,390		29,190	28,035	
	931	928		912	935	
冷にしん	11,850	1,118	2,324	1,537	906	2,719
合計	3,085,709	321,983	548,880	410,172	251,570	630,084
平均単価	260	288	236	267	278	232
福島	1,990	285	320	260	180	135
	844,725	123,375	142,275	111,825	75,600	56,700
	424	433	445	430	420	420
北海道	50	30	20			
	25,200	15,750	9,450			
	504	525	473			
青森	1,036			910	70	
	206,757			179,781	15,803	
	200			198	226	
宮城	755	224	165	166	200	
	213,613	63,578	46,148	49,287	54,600	
	283	284	280	297	273	
茨城	230	10		80	20	120
	119,700	4,200		42,000	10,500	63,000
	520	420		525	525	525
東京	7,789	569	1,819	121	436	2,464
	1,675,714	115,080	351,007	27,279	95,067	510,384
	215	202	193	225	218	207

上段：数量=kg  
 单位 中断：金額=円  
 下段：単価=円

9月	10月	11月	12月	1月	2月	3月
1,511	1,656	1,602	3,181	1,264	1,315	606
1,946,565	2,187,466	1,777,914	4,671,310	1,541,027	1,693,532	619,873
1,288	1,321	1,110	1,469	1,219	1,288	1,023
		91	635		204	
		134,549	959,705		295,056	
		1,479	1,511		1,446	
566	604	974	6,844	439	444	164
804,355	875,332	1,256,496	9,567,384	651,878	635,671	97,075
1,421	1,449	1,290	1,398	1,485	1,432	592
	137	659	409	115		114
	187,892	900,120	588,205	188,129		202,420
	1,371	1,366	1,438	1,636		1,776
1,240	626	2,074	1,254	1,541	1,781	774
668,095	323,705	1,289,956	745,324	834,606	1,083,656	409,030
539	517	622	594	542	608	528
33	8	49	74	669	151	24
9,327	8,820	52,386	79,256	337,053	156,065	25,675
283	1,103	1,069	1,071	504	1,034	1,070
1,027	510	1,897	890	380	796	600
521,113	247,380	1,144,498	422,310	176,400	367,080	274,050
507	485	603	475	464	461	457
180	108	128	290	492	834	150
137,655	67,505	93,072	243,758	321,153	560,511	109,305
765	625	727	841	653	672	729
505	996	976	2,247	382	529	226
542,325	994,350	1,005,480	2,234,873	403,830	533,453	210,273
1,074	998	1,030	995	1,057	1,008	930
96	60	96	192	12	84	36
95,760	59,850	95,760	192,150	11,970	83,160	36,288
998	998	998	1,001	998	990	1,008
409	936	880	2,055	370	445	190
446,565	934,500	909,720	2,042,723	391,860	450,293	173,985
1,092	998	1,034	994	1,059	1,012	916
705	610	625	915	615	610	600
638,203	551,683	562,334	825,341	547,477	546,666	284,609
905	904	900	902	890	896	474
690	610	610	880	615	610	600
624,343	551,683	548,159	792,266	547,477	546,666	284,609
905	904	899	900	890	896	474
15		15	35			
13,860		14,175	33,075			
924		945	945			
429	176	366	835	252	790	398
121,170	54,223	90,762	189,515	83,803	278,272	105,275
282	308	248	227	333	352	265
145	85	80	65	140	205	90
60,900	35,700	33,600	27,300	59,325	80,325	37,800
420	420	420	420	424	392	420
	56					
	11,173					
	200					
284	35	286	770	112	585	308
60,270	7,350	57,162	162,215	24,478	197,947	67,475
212	210	200	211	219	338	219

# 冷凍魚

品目別・出荷地	計	4月	5月	6月	7月	8月
冷ほっけ	561,393	57,595	71,395	94,084	27,828	43,465
合計	195,386,404	18,007,565	22,239,932	28,516,581	9,259,735	16,917,022
平均単価	348	313	312	303	333	389
福島	38,912 22,981,758 591	6,629 3,399,104 513	4,904 2,968,218 605	5,157 2,928,237 568	2,392 1,289,793 539	2,370 1,727,996 729
北海道	38,897 5,986,083 154	5,460 586,177 107	5,160 508,962 99	6,593 902,126 137	464 119,280 257	7,560 1,037,532 137
青森	30 8,978 299					
宮城	477,231 164,154,316 344	44,386 13,369,709 301	60,901 18,527,024 304	81,573 24,237,196 297	24,868 7,781,320 313	33,453 14,101,535 422
秋田	3,195 385,796 121					
茨城	380 212,418 559	20 16,800 840	150 74,028 494	110 66,150 601	40 25,200 630	60 30,240 504
東京	2,748 1,657,055 603	1,100 635,775 578	280 161,700 578	651 382,872 588	64 44,142 690	22 19,719 896
冷いか	307,982	45,130	34,528	36,910	39,222	32,404
合計	120,134,191	15,121,247	11,691,590	11,946,981	11,605,392	12,435,356
平均単価	390	335	339	324	296	384
福島	24,496 17,511,311 715	3,616 1,950,481 539	2,878 1,811,891 630	3,196 1,837,344 575	2,153 1,549,381 720	3,099 2,138,018 690
北海道	5,752 9,978,738 1,735	456 816,060 1,790	408 736,050 1,804	376 669,060 1,779	408 809,970 1,985	686 1,174,950 1,713
青森	108,465 40,884,592 377	19,075 6,650,664 349	13,561 4,631,735 342	9,430 3,403,185 361	5,937 2,544,750 429	6,515 2,701,155 415
宮城	2,000 2,403,587 1,202	449 568,785 1,267	179 221,550 1,238	245 300,720 1,227	238 286,860 1,205	258 292,320 1,133
茨城	11,270 5,503,785 488	560 370,440 662	1,056 577,710 547	1,258 574,770 457	828 370,125 447	1,128 526,785 467
埼玉	6 6,300 1,050	6 6,300 1,050				
東京	149,090 33,540,623 225	20,280 3,655,366 180	15,724 2,963,080 188	21,697 4,107,765 189	29,146 5,221,715 179	20,029 4,593,036 229
神奈川	216 285,033 1,320		24 33,705 1,404	192 251,328 1,309		
新潟	2,646 3,955,193 1,495	256 417,690 1,632	318 452,844 1,424	196 295,134 1,506	272 439,866 1,617	319 427,392 1,340
三重	9 17,218 1,913					
兵庫	240 37,800 158		240 37,800 158			
鳥取	2 2,436 1,218	2 2,436 1,218				
沖縄	3,790 6,007,575 1,585	430 683,025 1,588	140 225,225 1,609	320 507,675 1,586	240 382,725 1,595	370 581,700 1,572



上段：数量=kg  
 单位 中断：金額=円  
 下段：単価=円

9月	10月	11月	12月	1月	2月	3月
28,927	21,179	44,481	68,998	55,296	34,273	13,872
11,501,130	10,447,610	18,203,285	22,965,068	18,301,778	13,567,339	5,459,359
398	493	409	333	331	396	394
1,667	2,101	2,309	4,541	2,119	2,781	1,942
1,073,468	1,375,754	1,418,503	2,548,376	1,303,418	1,754,599	1,194,292
644	655	614	561	615	631	615
735	370	3,750	1,575	6,060	870	300
193,332	139,461	740,882	430,054	991,384	280,193	56,700
263	377	198	273	164	322	189
		30				
		8,978				
		299				
26,503	18,266	38,356	59,617	47,073	30,615	11,620
10,214,096	8,668,771	16,004,062	19,549,622	15,972,872	11,526,042	4,202,067
385	475	417	328	339	376	362
			3,195			
			385,796			
			121			
22	442	36	70	44	7	10
20,234	263,624	30,860	51,220	34,104	6,505	6,300
920	596	857	732	775	929	630
12,423	18,863	24,366	22,429	14,366	18,703	8,638
7,126,932	7,775,710	9,807,501	13,154,764	6,696,607	8,168,177	4,603,934
574	412	403	587	466	437	533
1,543	2,172	1,143	1,927	1,288	848	633
1,181,842	1,349,961	1,080,717	1,897,100	1,180,683	891,398	642,495
766	622	946	984	917	1,051	1,015
638	530	692	600	380	338	240
1,052,478	959,700	978,390	998,130	715,890	631,260	436,800
1,650	1,811	1,414	1,664	1,884	1,868	1,820
5,858	4,758	8,358	15,705	6,360	6,720	6,188
2,296,205	1,845,607	3,569,601	6,359,596	2,225,077	2,403,063	2,253,954
392	388	427	405	350	358	364
99	158	62	153	55	74	30
116,340	159,495	76,052	177,975	73,710	98,280	31,500
1,175	1,009	1,227	1,163	1,340	1,328	1,050
950	992	1,058	1,070	890	452	1,028
432,075	485,415	477,750	487,620	438,480	280,665	481,950
455	489	452	456	493	621	469
2,831	9,584	12,514	2,056	4,991	9,850	388
1,241,783	1,973,370	2,749,816	1,840,510	1,437,114	3,199,995	557,073
439	206	220	895	288	325	1,436
205	269	149	298	132	151	81
326,466	366,912	256,200	422,058	196,728	235,116	118,787
1,593	1,364	1,719	1,416	1,490	1,557	1,467
9						
17,218						
1,913						
290	400	390	620	270	270	50
462,525	635,250	618,975	971,775	428,925	428,400	81,375
1,595	1,588	1,587	1,567	1,589	1,587	1,628

# 冷凍魚

品目別・出荷地	計	4月	5月	6月	7月	8月
冷たこ	2,521	181	135	176	313	218
合計	3,829,653	254,761	239,513	343,915	563,235	414,500
平均単価	1,519	1,408	1,774	1,954	1,799	1,901
青森	284 308,545 1,086			24 53,550 2,231		
宮城	149 375,066 2,517	30 45,412 1,514	49 89,225 1,821	17 68,544 4,032	38 151,200 3,979	5 9,450 1,890
千葉	464 386,400 833	80 67,200 840	20 16,800 840	40 33,600 840	40 33,600 840	60 50,400 840
東京	1,592 2,621,042 1,646	71 142,149 2,002	66 133,488 2,023	95 188,221 1,981	211 286,035 1,356	145 308,450 2,127
新潟	32 138,600 4,331				24 92,400 3,850	8 46,200 5,775
冷えび	261,883	25,772	21,656	21,375	21,248	23,805
合計	407,699,993	36,791,593	32,987,404	32,676,380	33,032,503	39,115,948
平均単価	1,557	1,428	1,523	1,529	1,555	1,643
福島	10,055 22,091,389 2,197	851 1,515,368 1,781	914 1,925,527 2,107	680 1,650,091 2,427	749 1,654,040 2,208	854 2,025,477 2,372
北海道	11,006 15,547,081 1,413	672 1,038,240 1,545	1,392 1,522,080 1,093	2,376 2,609,460 1,098	1,514 2,227,999 1,472	924 1,677,060 1,815
青森	12 12,600 1,050					
宮城	85,194 104,156,322 1,223	8,496 9,722,966 1,144	6,088 7,742,432 1,272	6,009 7,024,848 1,169	7,491 8,499,380 1,135	9,142 10,970,206 1,200
茨城	23,454 63,828,339 2,721	1,903 5,145,097 2,704	2,230 5,924,518 2,657	1,688 4,500,492 2,666	1,986 5,386,919 2,712	2,380 6,334,766 2,662
千葉	14,485 20,775,404 1,434	994 1,381,120 1,389	397 656,141 1,653	800 1,245,248 1,557	688 1,017,244 1,479	565 890,086 1,575
東京	84,800 113,817,827 1,342	9,936 12,966,799 1,305	8,102 10,081,041 1,244	7,339 10,646,403 1,451	6,348 8,273,582 1,303	6,276 8,571,790 1,366
神奈川	3,155 5,687,672 1,803	600 1,158,045 1,930	721 1,307,040 1,813	966 1,723,008 1,784	521 872,256 1,674	312 553,980 1,776
岐阜	8,674 11,172,132 1,288	895 1,222,305 1,366	410 723,240 1,764	495 826,718 1,670	506 867,563 1,715	691 875,595 1,267
愛知	1,295 929,230 718	190 118,755 625	120 69,825 582	140 90,405 646	145 121,103 835	90 105,496 1,172
三重	16,602 44,255,700 2,666	1,076 2,161,131 2,008	1,136 2,916,584 2,567	785 2,192,694 2,793	1,224 3,906,900 3,192	2,419 6,824,936 2,821
兵庫	1,440 2,666,487 1,852	159 361,767 2,275	146 118,976 815	97 167,013 1,722	71 193,872 2,731	152 286,556 1,885
福岡	1,711 2,759,810 1,613				5 11,645 2,329	
冷きんぎ	61,216	4,753	2,342	3,192	7,035	3,923
合計	48,323,357	3,120,965	1,728,750	2,488,701	6,069,381	2,839,695
平均単価	789	657	738	780	863	724
福島	895 1,176,845 1,315		180 77,490 431	18 52,868 2,937	51 127,449 2,499	

上段：数量=kg  
 单位 中断：金額=円  
 下段：単価=円

9月	10月	11月	12月	1月	2月	3月
218	110	96	830	98	114	32
292,598	161,428	173,565	959,712	176,505	178,878	71,043
1,342	1,468	1,808	1,156	1,801	1,569	2,220
	20		230	10		
	19,216		225,699	10,080		
	961		981	1,008		
		10				
		11,235				
		1,124				
80		20	60	20	44	
67,200		16,800	50,400	16,800	33,600	
840		840	840	840	764	
138	90	66	540	68	70	32
225,398	142,212	145,530	683,613	149,625	145,278	71,043
1,633	1,580	2,205	1,266	2,200	2,075	2,220
19,347	19,084	25,155	37,924	16,639	18,828	11,050
28,187,848	29,669,784	38,498,119	67,994,823	24,638,703	27,654,201	16,452,687
1,457	1,555	1,530	1,793	1,481	1,469	1,489
750	687	853	1,554	763	842	558
1,848,844	1,755,513	2,337,386	3,319,319	1,475,187	1,539,371	1,045,266
2,465	2,555	2,740	2,136	1,933	1,828	1,873
630	934	640	1,312	168	216	228
911,925	1,225,875	1,051,470	2,125,032	342,090	393,750	422,100
1,448	1,313	1,643	1,620	2,036	1,823	1,851
	1	11				
	0	12,600				
	0	1,145				
5,378	5,722	6,883	13,335	5,877	7,470	3,303
6,548,433	7,225,650	8,983,983	17,323,840	6,933,209	8,949,758	4,231,617
1,218	1,263	1,305	1,299	1,180	1,198	1,281
1,773	1,228	1,570	3,545	1,513	2,590	1,048
4,467,247	3,065,008	4,585,004	11,551,018	4,431,639	5,917,731	2,518,900
2,520	2,496	2,920	3,258	2,929	2,285	2,404
831	802	3,202	3,359	914	1,146	787
1,092,001	1,321,563	3,733,612	4,425,845	1,491,788	1,872,623	1,648,133
1,314	1,648	1,166	1,318	1,632	1,634	2,094
7,918	7,427	9,702	9,271	4,569	4,351	3,561
9,658,077	10,809,849	12,649,181	14,426,498	5,646,251	5,569,168	4,519,188
1,220	1,455	1,304	1,556	1,236	1,280	1,269
18	7		10			
45,360	21,000		6,983			
2,520	3,000		698			
951	1,156	780	806	850	619	515
945,735	1,191,876	945,420	1,009,449	1,097,276	836,745	630,210
994	1,031	1,212	1,252	1,291	1,352	1,224
105	90	50	125	80	100	60
92,123	53,025	28,140	102,203	49,770	61,635	36,750
877	589	563	818	622	616	613
923	890	1,330	3,912	1,326	904	677
2,438,432	2,625,785	3,839,628	12,445,602	2,266,109	1,604,036	1,033,863
2,642	2,950	2,887	3,181	1,709	1,774	1,527
70	59	101	205	69	164	147
139,671	143,640	277,515	499,254	118,199	251,034	108,990
1,995	2,435	2,748	2,435	1,713	1,531	741
	81	33	490	510	426	166
	231,000	54,180	759,780	787,185	658,350	257,670
	2,852	1,642	1,551	1,544	1,545	1,552
6,962	4,625	6,739	12,259	1,598	6,345	1,443
4,913,123	3,547,736	5,048,357	11,503,582	1,571,444	4,325,381	1,166,242
706	767	749	938	983	682	808
18		55	413	136	24	
63,788		58,233	683,025	94,304	19,688	
3,544		1,059	1,654	693	820	

# 冷凍魚

品目別・出荷地	計	4月	5月	6月	7月	8月
冷きんき	101				2	
北海道	529,158				18,900	
	5,239				9,450	
青森	954		48	78	348	30
	3,195,465		161,700	242,550	1,165,815	102,375
	3,350		3,369	3,110	3,350	3,413
宮城	58,543	4,753	2,114	3,096	6,634	3,893
	41,222,400	3,120,965	1,489,560	2,193,283	4,757,217	2,737,320
	704	657	705	708	717	703
東京	723					
	2,199,489					
	3,042					
冷メルルーサ	1,043	70	170	140	110	76
合計	905,203	47,250	107,100	87,570	94,500	94,500
平均単価	868	675	630	626	859	1,243
福島	6					6
	6,300					6,300
	1,050					1,050
宮城	900	60	140	140	60	30
	756,000	37,800	88,200	87,570	37,800	37,800
	840	630	630	626	630	1,260
東京	137	10	30		50	40
	142,903	9,450	18,900		56,700	50,400
	1,043	945	630		1,134	1,260
冷くじら	2,047	547	36	68	871	63
合計	4,012,676	883,575	196,245	268,800	878,378	268,821
平均単価	1,960	1,615	5,451	3,953	1,008	4,267
青森	6					
	9,450					
	1,575					
宮城	1,423	490		25	825	25
	1,416,792	576,450		38,850	630,473	45,150
	996	1,176		1,554	764	1,806
茨城	90					
	113,400					
	1,260					
東京	527	57	36	43	46	37
	2,454,113	307,125	196,245	229,950	247,905	204,750
	4,657	5,388	5,451	5,348	5,389	5,534
神奈川	1					1
	18,921					18,921
	18,921					18,921
冷かに	134,537	9,077	7,085	5,621	8,149	13,033
合計	242,939,114	14,064,387	12,531,827	9,022,625	14,399,818	22,361,921
平均単価	1,806	1,549	1,769	1,605	1,767	1,716
福島	2,893	96	204	132	72	300
	7,576,478	223,019	609,737	381,332	154,852	900,050
	2,619	2,323	2,989	2,889	2,151	3,000
北海道	39,332	4,216	2,173	1,583	2,100	3,018
	58,207,549	5,413,629	3,120,514	2,371,755	3,249,135	4,627,423
	1,480	1,284	1,436	1,498	1,547	1,533
青森	1,661			1		
	4,669,350			0		
	2,811			0		
宮城	24,813	1,767	1,371	1,284	1,200	2,701
	52,838,225	3,593,267	2,701,820	2,488,863	3,087,557	5,835,135
	2,129	2,034	1,971	1,938	2,573	2,160
茨城	14,948	424	490	455	1,421	1,841
	28,619,087	774,480	971,723	863,423	2,701,757	3,831,702
	1,915	1,827	1,983	1,898	1,901	2,081
千葉	9,225	671	1,069	325	172	290
	22,502,446	1,211,502	2,653,310	586,953	465,465	349,482
	2,439	1,806	2,482	1,806	2,706	1,205
東京	36,312	1,577	1,606	1,653	2,904	4,720
	57,456,389	2,092,453	2,085,171	1,951,039	4,131,382	6,468,825
	1,582	1,327	1,298	1,180	1,423	1,371

上段：数量=kg  
 单位 中断：金額=円  
 下段：単価=円

9月	10月	11月	12月	1月	2月	3月
	24		69	2	4	
	171,948		315,630	9,240	13,440	
	7,165		4,574	4,620	3,360	
54	42	96	216			42
174,825	135,975	330,225	749,700			132,300
3,238	3,238	3,440	3,471			3,150
6,890	4,559	6,588	11,012	1,304	6,299	1,401
4,674,510	3,239,813	4,659,899	8,075,804	1,000,282	4,239,805	1,033,942
678	711	707	733	767	673	738
			549	156	18	
			1,679,423	467,618	52,448	
			3,059	2,998	2,914	
45	67	35	55	70	135	70
56,700	83,053	44,100	69,300	44,730	119,700	56,700
1,260	1,240	1,260	1,260	639	887	810
45	60	35	55	70	135	70
56,700	75,600	44,100	69,300	44,730	119,700	56,700
1,260	1,260	1,260	1,260	639	887	810
	7					
	7,453					
	1,065					
64	76	63	75	19	53	112
191,625	305,524	219,818	346,605	96,705	175,455	181,125
2,994	4,020	3,489	4,621	5,090	3,310	1,617
					6	
					9,450	
					1,575	
25	13	10			10	
45,150	28,219	26,250			26,250	
1,806	2,171	2,625			2,625	
15	15	15	15		15	15
18,900	18,900	18,900	18,900		18,900	18,900
1,260	1,260	1,260	1,260		1,260	1,260
24	48	38	60	19	22	97
127,575	258,405	174,668	327,705	96,705	120,855	162,225
5,316	5,383	4,597	5,462	5,090	5,493	1,672
6,538	9,357	12,404	47,432	7,608	5,435	2,798
11,222,264	15,182,161	19,700,664	95,712,048	14,091,161	9,544,466	5,105,772
1,716	1,623	1,588	2,018	1,852	1,756	1,825
128	104	96	728	430	489	114
355,948	319,593	252,056	2,057,992	907,828	990,989	423,082
2,781	3,073	2,626	2,827	2,111	2,027	3,711
2,090	2,725	4,872	13,554	1,969	911	121
3,165,577	3,869,332	6,598,504	20,789,370	3,107,898	1,699,217	195,195
1,515	1,420	1,354	1,534	1,578	1,865	1,613
	38	68	1,476	57	21	
	74,025	184,380	4,217,535	127,260	66,150	
	1,948	2,711	2,857	2,233	3,150	
952	2,719	2,720	7,517	1,452	755	375
1,794,547	4,164,059	4,532,691	19,017,582	3,209,618	1,473,649	939,437
1,885	1,531	1,666	2,530	2,210	1,952	2,505
345	972	922	7,070	581	245	182
509,670	1,903,598	1,849,260	13,038,556	1,305,465	526,943	342,510
1,477	1,958	2,006	1,844	2,247	2,151	1,882
517	804	574	4,235	232	168	168
953,233	1,843,002	1,576,824	11,327,154	765,556	455,070	314,895
1,844	2,292	2,747	2,675	3,300	2,709	1,874
2,438	1,894	2,680	10,808	2,100	2,473	1,459
4,281,169	2,801,334	3,694,518	21,093,425	3,145,819	3,512,711	2,198,543
1,756	1,479	1,379	1,952	1,498	1,420	1,507

# 冷凍魚

品目別・出荷地	計	4月	5月	6月	7月	8月
冷かに	35	35				
福井	58,800 1,680	58,800 1,680				
三重	453 1,109,944 2,450	147 360,519 2,453	107 264,916 2,476	104 254,100 2,443	85 213,609 2,513	
大阪	1,175 1,722,010 1,466					
兵庫	34 29,610 871			24 16,590 691	10 13,020 1,302	
鳥取	1,412 3,673,604 2,602	49 167,580 3,420	38 66,360 1,746	40 72,450 1,811	46 127,470 2,771	48 132,300 2,756
山口	18 18,095 1,005	18 18,095 1,005				
長崎	2,226 4,457,527 2,002	77 151,043 1,962	27 58,276 2,158	20 36,120 1,806	139 255,571 1,839	115 217,004 1,887
冷かつお 合計 平均単価	183,224 148,010,198 808	16,191 11,951,172 738	25,807 14,687,696 569	17,418 10,530,584 605	15,289 9,074,868 594	10,997 8,447,924 768
福島	31,380 13,710,335 437	2,473 1,106,933 448	9,548 2,679,718 281	5,717 2,340,946 409	6,759 2,696,233 399	3,515 2,499,528 711
宮城	124,686 101,306,759 812	11,934 8,533,735 715	14,118 9,864,496 699	10,597 7,282,308 687	7,869 5,812,484 739	7,380 5,809,953 787
茨城	3,247 2,525,985 778	328 274,239 836	1,373 1,070,748 780	996 764,946 768	550 416,052 756	
東京	60 39,375 656	10 10,500 1,050				
静岡	23,851 30,427,744 1,276	1,446 2,025,765 1,401	768 1,072,734 1,397	108 142,384 1,318	111 150,099 1,352	102 138,443 1,357
冷あゆ 合計 平均単価	430 741,825 1,725	40 65,100 1,628	50 81,900 1,638		50 87,675 1,754	70 124,425 1,778
東京	430 741,825 1,725	40 65,100 1,628	50 81,900 1,638		50 87,675 1,754	70 124,425 1,778
冷ほたて 合計 平均単価	113,081 124,544,085 1,101	11,724 10,686,060 911	9,704 10,024,383 1,033	10,334 10,331,370 1,000	9,827 10,117,697 1,030	10,784 12,078,466 1,120
福島	30 85,596 2,853					4 3,150 788
北海道	4,160 3,538,988 851	380 326,844 860	340 291,879 858	180 148,890 827	80 69,930 874	140 108,255 773
青森	9,849 9,616,164 976	805 788,550 980	1,040 1,556,993 1,497	580 577,605 996	2,844 2,245,740 790	1,240 1,111,688 897
宮城	10,890 10,532,077 967	1,012 1,005,270 993	572 596,715 1,043	1,139 1,129,590 992	2,060 1,662,990 807	1,378 1,114,680 809
群馬	18,910 22,703,363 1,201	650 916,545 1,410	290 485,835 1,675	120 197,190 1,643	70 124,950 1,785	20 33,600 1,680
千葉	7,900 5,918,136 749	2,390 1,701,441 712	2,430 1,764,945 726	1,830 1,376,025 752	150 113,400 756	500 378,000 756

単位 上段：数量=kg  
 中断：金額=円  
 下段：単価=円

9月	10月	11月	12月	1月	2月	3月
						10
						16,800
						1,680
			250	450	195	280
			395,851	633,417	288,752	403,990
			1,583	1,408	1,481	1,443
54	77	324	413	158	114	51
136,395	164,378	697,956	992,565	547,260	399,210	169,680
2,526	2,135	2,154	2,403	3,464	3,502	3,327
14	24	148	1,381	179	54	48
25,725	42,840	314,475	2,782,018	341,040	114,975	118,440
1,838	1,785	2,125	2,014	1,905	2,129	2,468
7,533	7,994	11,326	19,749	18,763	18,837	13,320
6,124,603	7,176,498	10,751,638	20,381,705	19,416,475	17,369,491	12,097,544
813	898	949	1,032	1,035	922	908
1,006	343	173	376	137	900	433
699,871	255,624	138,978	281,664	118,503	523,786	368,551
696	745	803	749	865	582	851
6,275	7,303	9,752	12,133	13,019	14,073	10,233
5,056,182	6,429,202	8,719,108	11,142,817	12,215,576	12,037,299	8,403,599
806	880	894	918	938	855	821
						50
						28,875
						578
252	348	1,401	7,240	5,607	3,864	2,604
368,550	491,672	1,893,552	8,957,224	7,082,396	4,808,406	3,296,519
1,463	1,413	1,352	1,237	1,263	1,244	1,266
30	50	30	30	30	30	20
49,875	81,375	46,200	74,025	49,875	48,825	32,550
1,663	1,628	1,540	2,468	1,663	1,628	1,628
30	50	30	30	30	30	20
49,875	81,375	46,200	74,025	49,875	48,825	32,550
1,663	1,628	1,540	2,468	1,663	1,628	1,628
9,430	8,853	11,677	12,374	5,343	6,840	6,191
10,499,683	9,305,238	12,771,938	14,914,729	5,760,426	7,910,444	10,143,651
1,113	1,051	1,094	1,205	1,078	1,156	1,638
						26
						82,446
						3,171
1,160	670	350	540	160	110	50
884,415	588,945	310,805	506,520	146,895	106,575	49,035
762	879	888	938	918	969	981
630	700	1,510	40	90	330	40
643,230	921,690	1,402,690	32,235	25,200	294,793	15,750
1,021	1,317	929	806	280	893	394
547	2,187	697	350	158	80	710
502,688	1,704,968	916,545	448,245	265,461	223,440	961,485
919	780	1,315	1,281	1,680	2,793	1,354
860	2,100	3,390	4,460	2,430	2,830	1,690
875,910	2,036,055	3,929,415	5,578,965	2,579,325	3,253,583	2,691,990
1,019	970	1,159	1,251	1,061	1,150	1,593
470	30			100		
354,900	23,625			205,800		
755	788			2,058		

# 冷凍魚

品目別・出荷地	計	4月	5月	6月	7月	8月
冷ほたて	60,656	6,487	5,026	6,425	4,623	7,502
東京	71,587,171	5,947,410	5,318,881	6,804,630	5,900,687	9,329,093
	1,180	917	1,058	1,059	1,276	1,244
神奈川	76		6	60		
	118,440		9,135	97,440		
	1,558		1,523	1,624		
福岡	610					
	444,150					
	728					
冷食品	270,010	23,899	22,518	24,372	38,919	23,842
合計	342,369,469	24,036,298	24,886,516	27,993,016	86,601,303	36,641,222
平均単価	1,268	1,006	1,105	1,149	2,225	1,537
福島	53,924	3,731	4,285	5,683	4,607	4,890
	40,778,619	2,621,673	2,635,183	3,268,960	4,327,456	6,236,083
	756	703	615	575	939	1,275
北海道	1,504					21
	2,138,777					15,960
	1,422					760
青森	922					200
	2,027,130					423,150
	2,199					2,116
岩手	265	45	40	-20	20	
	497,175	89,775	101,850	-50,925	50,925	
	1,876	1,995	2,546	2,546	2,546	
宮城	56,455	4,305	4,367	4,675	6,060	4,896
	49,330,584	3,391,043	4,054,433	4,389,309	8,791,554	5,826,413
	874	788	928	939	1,451	1,190
秋田	12,557	1,218	1,020	900	1,140	1,463
	6,319,962	597,803	499,800	441,000	578,550	742,219
	503	491	490	490	508	507
茨城	33,297	3,197	3,780	2,308	4,351	3,321
	31,003,898	2,510,219	2,814,290	1,963,892	6,057,026	4,735,896
	931	785	745	851	1,392	1,426
埼玉	10,053	396	563	835	1,443	1,184
	5,554,272	285,732	381,022	490,237	744,468	595,315
	552	722	677	587	516	503
千葉	940	111	220	72	136	95
	2,047,362	221,384	460,248	150,707	320,906	215,355
	2,178	1,994	2,092	2,093	2,360	2,267
東京	68,133	7,873	4,585	6,295	14,614	5,802
	125,007,525	8,199,557	6,868,166	8,832,477	38,722,647	11,718,860
	1,835	1,041	1,498	1,403	2,650	2,020
神奈川	16	5	6	5		
	42,420	10,500	21,420	10,500		
	2,651	2,100	3,570	2,100		
新潟	1,623	140	157	209	88	181
	1,863,303	183,960	199,490	215,219	81,144	212,153
	1,148	1,314	1,271	1,030	922	1,172
岐阜	30	5	5	1	1	7
	47,355	12,285	11,970	0	0	11,340
	1,579	2,457	2,394	0	0	1,620
静岡	9,618	571	576	911	5,125	1,081
	47,934,100	2,679,403	3,040,239	4,569,901	25,162,895	5,224,424
	4,984	4,692	5,278	5,016	4,910	4,833
三重	1,741	135	613	120	107	142
	846,257	58,590	338,288	70,728	55,734	56,658
	486	434	552	589	521	399
大阪	3,639	655	723	1,184	444	3
	7,252,700	1,368,361	1,515,623	2,323,169	850,647	5,250
	1,993	2,089	2,096	1,962	1,916	1,750
兵庫	6,845	900	817	890	475	220
	7,490,533	1,032,046	935,130	959,070	518,175	294,000
	1,094	1,147	1,145	1,078	1,091	1,336
和歌山	2					
	2,100					
	1,050					



上段：数量=kg  
 单位 中断：金額=円  
 下段：単価=円

9月	10月	11月	12月	1月	2月	3月
5,753 7,226,675 1,256	3,156 4,024,705 1,275	5,600 6,115,883 1,092	6,514 8,006,464 1,229	2,405 2,537,745 1,055	3,490 4,032,053 1,155	3,675 6,342,945 1,726
10 11,865 1,187						
	10 5,250 525	130 96,600 743	470 342,300 728			
18,508 23,320,943 1,260	20,784 19,422,014 934	19,623 20,752,702 1,058	31,533 28,772,551 912	13,615 16,558,324 1,216	19,610 21,022,445 1,072	12,787 12,362,135 967
3,385 3,183,876 941	4,395 2,914,751 663	4,526 2,780,004 614	8,603 4,636,513 539	3,589 2,639,522 735	4,319 4,188,502 970	1,911 1,346,096 704
4 0 0	22 29,862 1,357	13 11,592 892	16 20,790 1,299	343 491,610 1,433	470 680,453 1,448	615 888,510 1,445
170 385,455 2,267	140 313,215 2,237	210 464,310 2,211	201 441,000 2,194		1 0 0	
20 50,925 2,546	50 50,925 1,019	20 50,925 2,546	20 50,925 2,546	20 50,925 2,546	50 50,925 1,019	
3,874 3,013,532 778	5,253 2,734,610 521	4,301 3,561,830 828	9,623 7,261,581 755	2,236 1,903,937 851	3,805 2,516,029 661	3,060 1,886,313 616
1,116 566,370 508	900 456,750 508	900 456,750 508	1,440 730,800 508	720 365,400 508	900 456,750 508	840 427,770 509
2,291 2,509,853 1,096	2,341 2,214,254 946	2,156 1,695,709 787	2,864 2,487,704 869	1,343 1,243,253 926	2,874 1,493,374 520	2,471 1,278,428 517
829 485,681 586	810 484,772 598	1,083 546,212 504	807 404,937 502	642 350,220 546	852 469,225 551	609 316,451 520
61 126,987 2,082	57 124,236 2,180	55 131,544 2,392	82 190,659 2,325	5 12,096 2,419	17 32,256 1,897	29 60,984 2,103
4,778 9,116,192 1,908	4,972 6,648,932 1,337	3,745 6,463,077 1,726	5,661 9,507,295 1,679	3,305 6,735,779 2,038	4,101 7,579,192 1,848	2,402 4,615,351 1,921
116 102,281 882	154 208,646 1,355	115 129,024 1,122	237 301,288 1,271	31 36,414 1,175	153 125,812 822	42 67,872 1,616
1 0 0	4 0 0		5 11,760 2,352			1 0 0
425 2,166,399 5,097	258 1,359,071 5,268	180 964,059 5,356	147 808,869 5,503	132 747,287 5,661	89 485,205 5,452	123 726,348 5,905
109 39,963 367	150 68,208 455	74 35,784 484	185 74,508 403	69 30,576 443	32 13,020 407	5 4,200 840
93 155,085 1,668	90 168,630 1,874	160 310,800 1,943	57 115,605 2,028	46 97,650 2,123	80 175,350 2,192	104 166,530 1,601
677 740,334 1,094	407 465,234 1,143	760 918,729 1,209	782 679,140 868	175 211,995 1,211	487 530,775 1,090	255 205,905 807
	2 2,100 1,050					

# 冷凍魚

品目別・出荷地	計	4月	5月	6月	7月	8月
冷食品	1,376	165	97	80	114	120
鳥取	1,876,802	226,040	133,356	101,874	158,733	164,805
	1,364	1,370	1,375	1,273	1,392	1,373
香川	2,563	126	112	91	143	180
	2,855,045	89,255	79,532	62,952	113,511	123,247
	1,114	708	710	692	794	685
愛媛	3,976	256	492	95		
	6,763,206	374,850	719,196	135,450		
	1,701	1,464	1,462	1,426		
福岡	531	65	60	38	51	36
	690,344	83,822	77,280	58,496	66,932	40,094
	1,300	1,290	1,288	1,539	1,312	1,114
冷プロイラー	6,309	509	498	310	572	993
合計	5,755,400	502,425	454,230	421,656	571,673	970,788
平均単価	912	987	912	1,360	999	978
宮城	4,458	475	453	255	493	690
	4,201,187	476,280	386,820	330,120	436,590	686,259
	942	1,003	854	1,295	886	995
千葉	28			20	1	
	53,133			36,096	2,258	
	1,898			1,805	2,258	
東京	1,540	34	45	35	78	270
	1,126,356	26,145	67,410	55,440	132,825	227,703
	731	769	1,498	1,584	1,703	843
兵庫	283					33
	374,724					56,826
	1,324					1,722
その他冷貝類	51,684	3,374	2,970	2,686	3,285	4,210
合計	79,338,603	5,322,283	5,443,476	4,433,763	6,065,215	7,921,419
平均単価	1,535	1,577	1,833	1,651	1,846	1,882
福島	2,264	44	139	106	102	413
	7,932,610	184,842	564,974	323,862	363,006	1,627,753
	3,504	4,201	4,065	3,055	3,559	3,941
北海道	647	20	100	100	30	135
	979,335	33,600	94,500	125,475	28,350	146,265
	1,514	1,680	945	1,255	945	1,083
青森	4,384	221	323	346	241	496
	5,412,187	314,035	553,305	545,530	353,220	551,251
	1,235	1,421	1,713	1,577	1,466	1,111
宮城	18,310	1,227	682	585	828	1,021
	26,881,861	2,180,104	1,395,713	1,102,827	1,912,480	1,983,320
	1,468	1,777	2,047	1,885	2,310	1,943
千葉	804	110	50	30	230	
	790,230	98,280	45,150	27,090	202,440	
	983	893	903	903	880	
東京	24,791	1,691	1,653	1,419	1,844	2,095
	36,925,845	2,449,052	2,761,589	2,251,229	3,196,794	3,568,100
	1,489	1,448	1,671	1,586	1,734	1,703
神奈川	3		3			
	10,710		10,710			
	3,570		3,570			
兵庫	50			50		
	13,125			13,125		
	263			263		
広島	430	60	20	50	10	50
	383,880	53,550	17,535	44,625	8,925	44,730
	893	893	877	893	893	895
山口	1	1				
	8,820	8,820				
	8,820	8,820				
その他冷凍	217,161	22,608	25,735	12,246	11,171	14,148
合計	242,975,559	24,660,194	23,607,135	15,462,706	19,225,185	25,877,838
平均単価	1,119	1,091	917	1,263	1,721	1,829
福島	47,775	8,376	6,092	1,639	1,973	3,521
	47,201,549	6,178,549	5,025,154	2,289,973	2,947,612	4,375,158
	988	738	825	1,397	1,494	1,243

単位 上段：数量=kg  
 中断：金額=円  
 下段：単価=円

9月	10月	11月	12月	1月	2月	3月
94	119	123	191	95	104	74
126,132	164,024	170,299	263,270	126,804	142,730	98,735
1,342	1,378	1,385	1,378	1,335	1,372	1,334
140	134	112	72	567	716	170
104,720	96,162	92,674	55,947	801,486	1,098,367	137,192
748	718	827	777	1,414	1,534	807
255	456	1,045	525	266	525	61
367,920	819,630	1,909,110	712,950	670,110	935,550	118,440
1,443	1,797	1,827	1,358	2,519	1,782	1,942
70	70	45	15	31	35	15
79,238	98,002	60,270	17,010	43,260	48,930	17,010
1,132	1,400	1,339	1,134	1,395	1,398	1,134
659	357	426	454	255	256	1,020
636,804	314,013	309,498	370,031	259,371	284,445	660,466
966	880	727	815	1,017	1,111	648
512	327	345	382	211	180	135
447,867	282,618	242,235	320,513	215,145	222,390	154,350
875	864	702	839	1,020	1,236	1,143
						7
						14,779
						2,111
52		36	42	24	66	858
53,172		15,120	18,018	19,656	49,455	461,412
1,023		420	429	819	749	538
95	30	45	30	20	10	20
135,765	31,395	52,143	31,500	24,570	12,600	29,925
1,429	1,047	1,159	1,050	1,229	1,260	1,496
3,843	5,684	5,735	8,932	4,309	4,568	2,088
5,636,912	7,814,153	7,407,493	14,233,722	6,195,851	5,916,514	2,947,802
1,467	1,375	1,292	1,594	1,438	1,295	1,412
69	75	103	524	528	125	36
272,286	301,246	391,062	2,284,948	1,188,296	317,817	112,518
3,946	4,017	3,797	4,361	2,251	2,543	3,126
70	30		50		112	
204,225	88,200		147,000		111,720	
2,918	2,940		2,940		998	
159	718	759	604	200	305	12
212,573	817,853	788,666	740,620	187,479	314,580	33,075
1,337	1,139	1,039	1,226	937	1,031	2,756
1,486	3,555	2,739	3,724	1,195	821	447
2,295,244	4,234,221	3,085,545	5,156,645	1,670,508	1,235,201	630,053
1,545	1,191	1,127	1,385	1,398	1,505	1,410
10			250		100	24
32,550			225,645		90,300	68,775
3,255			903		903	2,866
2,009	1,266	2,094	3,720	2,366	3,085	1,549
2,584,334	2,336,933	3,106,520	5,624,999	3,131,718	3,829,046	2,085,531
1,286	1,846	1,484	1,512	1,324	1,241	1,346
40	40	40	60	20	20	20
35,700	35,700	35,700	53,865	17,850	17,850	17,850
893	893	893	898	893	893	893
7,791	10,168	19,499	43,466	19,197	21,054	10,078
12,204,097	15,109,444	18,950,989	40,147,553	17,541,017	21,143,975	9,045,426
1,566	1,486	972	924	914	1,004	898
2,041	2,037	5,893	5,701	5,135	4,290	1,077
2,141,864	2,327,329	4,532,751	6,290,369	4,442,778	5,326,678	1,323,334
1,049	1,143	769	1,103	865	1,242	1,229

# 冷凍魚

品目別・出荷地	計	4月	5月	6月	7月	8月
その他冷凍	2,475	120		60	50	30
北海道	2,063,527	243,600		154,350	126,000	75,600
	834	2,030		2,573	2,520	2,520
青森	49,449	220	80			5
	23,686,102	264,285	92,400			263
	479	1,201	1,155			53
岩手	2,966	78	60	64	60	40
	1,968,099	62,084	47,880	54,684	47,880	31,920
	664	796	798	854	798	798
宮城	26,292	3,517	10,906	698	1,271	531
	25,380,184	2,598,026	6,209,681	794,178	1,752,891	925,176
	965	739	569	1,138	1,379	1,742
茨城	10,329	900	449	432	35	15
	10,144,186	743,400	775,887	544,434	28,245	19,845
	982	826	1,728	1,260	807	1,323
千葉	9,390	648	739	654	540	1,625
	41,212,991	3,008,502	3,378,376	3,133,242	2,472,829	7,320,065
	4,389	4,643	4,572	4,791	4,579	4,505
東京	57,582	7,801	6,965	5,550	5,875	7,191
	78,517,341	10,538,155	7,340,531	6,454,719	10,502,998	11,569,427
	1,364	1,351	1,054	1,163	1,788	1,609
長野	90	10		10		20
	453,600	50,400		50,400		100,800
	5,040	5,040		5,040		5,040
静岡	753	67	14	13	147	92
	946,512	83,790	18,018	15,750	184,842	116,550
	1,257	1,251	1,287	1,212	1,257	1,267
三重	1,795	665	124	176	218	160
	1,193,441	440,213	84,924	123,984	147,882	104,055
	665	662	685	704	678	650
京都	26		26			
	21,294		21,294			
	819		819			
兵庫	12					
	26,460					
	2,205					
鳥取	6	6				
	11,340	11,340				
	1,890	1,890				
香川	3,440	200	280	224	232	488
	7,531,020	437,850	612,990	490,392	507,906	1,068,354
	2,189	2,189	2,189	2,189	2,189	2,189
長崎	6			6		
	63,000			63,000		
	10,500			10,500		
宮崎	4,775			2,720	770	430
	2,554,913			1,293,600	506,100	170,625
	535			476	657	397
冷凍めばち	147,613	10,695	9,218	7,574	14,479	13,111
合計	250,532,559	16,301,233	15,527,542	13,013,907	24,505,667	23,265,759
平均単価	1,697	1,524	1,684	1,718	1,692	1,775
福島	55,197	2,020	2,115	1,988	7,534	6,140
	107,033,350	3,574,853	3,718,655	3,516,538	13,851,044	11,440,689
	1,939	1,770	1,758	1,769	1,838	1,863
宮城	13,790	1,623	1,022	845	781	1,185
	26,822,513	3,147,776	2,430,979	1,976,291	1,805,062	2,713,008
	1,945	1,939	2,379	2,339	2,311	2,289
埼玉	19					19
	23,468					23,468
	1,235					1,235
東京	19,155	1,187	1,746	1,309	1,563	1,806
	29,155,991	1,770,884	2,685,205	1,948,611	2,207,210	2,647,586
	1,522	1,492	1,538	1,489	1,412	1,466
神奈川	7,132	49	25	44	29	39
	10,907,905	128,814	59,388	89,565	80,536	108,465
	1,529	2,629	2,376	2,036	2,777	2,781

上段：数量=kg  
 单位 中断：金額=円  
 下段：単価=円

9月	10月	11月	12月	1月	2月	3月
30		70	1,095	10	960	50
75,600		181,650	754,402	8,400	317,925	126,000
2,520		2,595	689	840	331	2,520
248	1,478	5,624	24,070	8,093	3,627	6,004
119,880	709,944	2,693,306	11,324,297	3,905,661	1,769,845	2,806,221
483	480	479	470	483	488	467
80	98	1,965	60	90	291	80
63,840	75,222	829,534	47,880	120,750	522,585	63,840
798	768	422	798	1,342	1,796	798
1,475	1,429	1,020	3,859	964	367	255
1,888,698	2,339,930	1,289,154	5,252,367	936,717	928,636	464,730
1,280	1,637	1,264	1,361	972	2,530	1,822
246	428	392	1,785	425	5,202	20
554,873	952,938	1,057,287	1,937,565	565,530	2,934,782	29,400
2,256	2,226	2,697	1,085	1,331	564	1,470
486	713	713	1,598	923	551	200
2,279,130	3,230,766	3,293,136	7,348,320	2,885,831	2,207,006	655,788
4,690	4,531	4,619	4,598	3,127	4,005	3,279
2,796	3,052	3,195	4,493	2,999	5,475	2,190
4,396,410	4,412,962	4,206,115	5,594,799	3,724,900	6,542,554	3,233,771
1,572	1,446	1,316	1,245	1,242	1,195	1,477
	10	10	10	10	10	
	50,400	50,400	50,400	50,400	50,400	
	5,040	5,040	5,040	5,040	5,040	
41	105	39	155	53	27	
50,904	131,292	49,392	194,922	66,780	34,272	
1,242	1,250	1,266	1,258	1,260	1,269	
84	82	86	32	72	30	66
54,936	50,883	57,204	21,168	44,688	18,900	44,604
654	621	665	662	621	630	676
		12				
		26,460				
		2,205				
264	216	240	608	328	224	136
577,962	472,878	525,420	1,331,064	718,074	490,392	297,738
2,189	2,189	2,189	2,189	2,189	2,189	2,189
	520	240		95		
	354,900	159,180		70,508		
	683	663		742		
10,372	11,957	12,295	23,273	13,681	12,565	8,393
18,353,728	19,448,772	19,713,723	42,960,849	23,213,088	20,118,185	14,110,106
1,770	1,627	1,603	1,846	1,697	1,601	1,681
4,633	4,263	4,022	11,730	4,846	4,118	1,788
8,784,125	8,120,252	7,714,418	25,530,741	9,656,352	7,773,537	3,352,146
1,896	1,905	1,918	2,177	1,993	1,888	1,875
746	1,098	1,283	1,808	1,448	1,165	786
1,587,081	2,043,790	2,383,529	3,482,059	2,542,745	1,667,345	1,042,848
2,127	1,861	1,858	1,926	1,756	1,431	1,327
1,812	1,757	1,637	2,147	1,393	1,422	1,376
2,811,567	2,740,923	2,362,275	3,215,756	2,284,833	2,162,213	2,318,928
1,552	1,560	1,443	1,498	1,640	1,521	1,685
29	49	345	2,406	1,693	1,924	500
82,950	133,329	582,750	3,635,205	2,708,097	2,590,518	708,288
2,860	2,721	1,689	1,511	1,600	1,346	1,417

# 冷凍魚

品目別・出荷地	計	4月	5月	6月	7月	8月
冷凍めばち	52,320	5,816	4,310	3,388	4,572	3,922
静岡	76,589,332	7,678,906	6,633,315	5,482,902	6,561,815	6,332,543
	1,464	1,320	1,539	1,618	1,435	1,615
冷凍きわだ	2,944	2,050	200	70	103	10
合計	2,913,884	1,591,800	256,515	76,440	102,354	13,650
平均単価	990	776	1,283	1,092	994	1,365
福島	409				3	
	741,644				3,654	
	1,813				1,218	
宮城	2,455	2,050	200	50	90	10
	2,069,340	1,591,800	256,515	50,190	85,050	13,650
	843	776	1,283	1,004	945	1,365
神奈川	50					
	63,000					
	1,260					
静岡	30			20	10	
	39,900			26,250	13,650	
	1,330			1,313	1,365	
冷凍かじき類	19,384	1,394	1,072	1,108	3,123	1,497
合計	15,144,524	1,047,381	839,640	770,107	2,985,651	1,159,143
平均単価	781	751	783	695	956	774
福島	4,155	96	114		1,604	157
	4,341,354	125,214	151,778		1,894,127	206,021
	1,045	1,304	1,331		1,181	1,312
宮城	4,822	369	243	237	328	514
	3,314,571	302,630	180,507	139,188	254,710	350,653
	687	820	743	587	777	682
千葉	5			5		
	8,978			8,978		
	1,796			1,796		
東京	8,805	820	640	760	1,040	680
	5,479,541	495,600	392,700	478,800	655,200	428,400
	622	604	614	630	630	630
神奈川	20					
	11,550					
	578					
静岡	1,577	109	75	106	151	146
	1,988,530	123,937	114,655	143,141	181,614	174,069
	1,261	1,137	1,529	1,350	1,203	1,192
冷インドまぐろ	2,456	935	20	80	580	241
合計	7,301,714	2,842,875	10,500	66,675	1,658,486	785,223
平均単価	2,973	3,041	525	833	2,859	3,258
福島	998	450			219	108
	3,573,560	1,488,375			736,512	397,268
	3,581	3,308			3,363	3,678
宮城	400	35	20	60	102	25
	370,033	18,375	10,500	31,500	191,510	13,388
	925	525	525	525	1,878	536
神奈川	510	450		20	40	
	1,434,300	1,336,125		35,175	63,000	
	2,812	2,969		1,759	1,575	
静岡	548				219	108
	1,923,821				667,464	374,567
	3,511				3,048	3,468
冷凍まぐろ類	122,376	10,409	13,185	9,098	10,479	14,370
合計	216,817,052	18,271,387	26,150,662	16,229,461	15,935,881	25,112,752
平均単価	1,772	1,755	1,983	1,784	1,521	1,748
福島	17,166	1,122	4,453	674	255	2,798
	48,369,629	3,148,149	10,419,616	2,590,683	1,252,767	7,137,276
	2,818	2,806	2,340	3,844	4,913	2,551
宮城	77,169	6,481	5,820	6,299	8,374	9,375
	106,326,050	9,181,880	8,967,611	8,859,983	10,536,728	11,720,007
	1,378	1,417	1,541	1,407	1,258	1,250
東京	3,015					
	4,924,349					
	1,633					

上段：数量=kg  
 单位 中断：金額=円  
 下段：単価=円

9月	10月	11月	12月	1月	2月	3月
3,152	4,790	5,008	5,182	4,301	3,936	3,943
5,088,005	6,410,478	6,670,751	7,097,088	6,021,061	5,924,572	6,687,896
1,614	1,338	1,332	1,370	1,400	1,505	1,696
10	10	50	305	63	47	26
13,650	14,070	63,000	626,935	78,358	48,153	28,959
1,365	1,407	1,260	2,056	1,244	1,025	1,114
	10		305	43	32	16
	14,070		626,935	51,058	30,618	15,309
	1,407		2,056	1,187	957	957
10				20	15	10
13,650				27,300	17,535	13,650
1,365				1,365	1,169	1,365
		50				
		63,000				
		1,260				
1,999	1,232	1,190	1,788	2,581	1,503	897
1,378,139	875,917	871,402	1,469,459	1,963,778	1,104,871	679,036
689	711	732	822	761	735	757
106	43	40	456	1,502	37	
126,542	42,179	50,049	531,907	1,165,762	47,775	
1,194	981	1,251	1,166	776	1,291	
622	359	174	391	478	690	417
377,823	225,126	101,430	260,748	307,645	492,737	321,374
607	627	583	667	644	714	771
1,120	680	805	820	400	640	400
686,658	428,400	516,338	510,300	244,650	390,495	252,000
613	630	641	622	612	610	630
	20					
	11,550					
	578					
151	130	171	121	201	136	80
187,116	168,662	203,585	166,504	245,721	173,864	105,662
1,239	1,297	1,191	1,376	1,222	1,278	1,321
55	492	10	30		13	
28,875	1,859,445	6,038	16,276		27,321	
525	3,779	604	543		2,102	
	221					
	951,405					
	4,305					
55	50	10	30		13	
28,875	26,250	6,038	16,276		27,321	
525	525	604	543		2,102	
	221					
	881,790					
	3,990					
8,062	7,150	10,373	9,386	13,001	9,118	7,745
14,316,136	14,449,765	14,567,196	23,159,600	20,415,491	16,114,681	12,094,040
1,776	2,021	1,404	2,467	1,570	1,767	1,562
369	460	394	4,475	350	1,607	209
2,275,729	2,347,538	2,250,600	9,327,546	2,502,090	3,573,184	1,544,451
6,167	5,103	5,712	2,084	7,149	2,224	7,390
5,830	5,091	7,222	3,078	11,062	4,725	3,812
7,458,150	7,946,515	8,592,246	8,835,249	13,725,020	6,125,823	4,376,838
1,279	1,561	1,190	2,870	1,241	1,296	1,148
		41	182		630	2,162
		283,702	1,310,016		1,092,480	2,238,151
		6,920	7,198		1,734	1,035

## 冷凍魚

品目別・出荷地	計	4月	5月	6月	7月	8月
冷凍まぐろ類	4,768	272	822	434	390	638
神奈川	16,419,254	432,957	2,391,524	1,162,329	1,161,853	2,992,563
	3,444	1,592	2,909	2,678	2,979	4,691
	20,258	2,534	2,090	1,691	1,460	1,559
静岡	40,777,770	5,508,401	4,371,911	3,616,466	2,984,533	3,262,906
	2,013	2,174	2,092	2,139	2,044	2,093



上段：数量=kg  
 单位 中断：金額=円  
 下段：単価=円

9月	10月	11月	12月	1月	2月	3月
771	547	157	296	125		316
2,416,535	1,957,920	604,964	785,801	1,021,199		1,491,609
3,134	3,579	3,853	2,655	8,170		4,720
1,092	1,052	2,559	1,355	1,464	2,156	1,246
2,165,722	2,197,792	2,835,684	2,900,988	3,167,182	5,323,194	2,442,991
1,983	2,089	1,108	2,141	2,163	2,469	1,961

## 塩干、加工品

品目別・出荷地	計	4月	5月	6月	7月	8月
塩さけ	532,080	43,780	39,537	47,165	56,720	52,546
合計	468,117,278	35,913,228	31,840,690	39,779,432	48,584,877	45,862,657
平均単価	880	820	805	843	857	873
福島	10,696	837	783	793	726	779
	14,833,008	1,159,977	1,086,540	1,106,112	1,045,002	1,098,069
	1,387	1,386	1,388	1,395	1,439	1,410
北海道	81,479	5,141	8,136	9,459	11,530	10,981
	68,257,568	3,306,981	5,867,297	8,502,783	8,840,670	9,479,031
	838	643	721	899	767	863
青森	103,406	11,963	9,412	9,017	9,147	9,081
	82,903,833	9,298,233	7,042,896	7,019,691	7,438,347	7,289,583
	802	777	748	778	813	803
宮城	215,456	16,358	12,689	18,274	21,823	19,965
	199,511,503	13,416,043	11,104,190	15,336,769	20,366,459	18,290,085
	926	820	875	839	933	916
茨城	3,650	320	160	120	648	368
	3,567,900	343,560	153,720	127,260	602,700	366,240
	978	1,074	961	1,061	930	995
千葉	84,447	5,456	5,762	6,356	9,474	8,298
	68,116,153	4,271,938	4,335,240	4,703,223	7,436,835	6,647,382
	807	783	752	740	785	801
東京	31,970	3,568	2,520	3,071	3,292	2,895
	29,806,736	3,959,749	2,163,393	2,896,180	2,767,450	2,519,257
	932	1,110	858	943	841	870
新潟	830	125	75	75	80	75
	961,553	145,689	87,414	87,414	87,414	87,414
	1,158	1,166	1,166	1,166	1,093	1,166
大阪	104					104
	85,596					85,596
	823					823
山口	12	12				
	11,058	11,058				
	922	922				
福岡	30					
	62,370					
	2,079					
塩ます	18,357	1,988	1,379	1,994	1,296	1,967
合計	14,739,970	1,898,411	1,075,983	1,486,926	1,041,600	1,553,538
平均単価	803	955	780	746	804	790
福島	605	88	30	36	78	40
	583,034	405,206	6,300	9,450	27,300	8,400
	964	4,605	210	263	350	210
北海道	231	43	8			
	115,500	17,325	3,675			
	500	403	459			
青森	67	11	6			
	48,589	3,465	1,549			
	725	315	258			
宮城	4,497	211	498	527	272	357
	2,937,585	157,710	360,675	348,012	211,554	238,917
	653	747	724	660	778	669
千葉	4,220	508	326	254	406	534
	4,054,554	425,334	298,977	239,841	385,749	496,797
	961	837	917	944	950	930
東京	8,715	1,120	500	1,177	536	1,036
	6,980,957	882,000	393,750	889,623	415,674	809,424
	801	788	788	756	776	781
山口	22	7	11		4	
	19,751	7,371	11,057		1,323	
	898	1,053	1,005		331	
塩ほっけ	37,416	4,007	2,720	1,987	2,034	3,437
合計	22,332,093	2,682,490	1,633,381	1,190,392	914,837	1,944,904
平均単価	597	669	601	599	450	566
福島	35,622	3,407	2,570	1,647	1,964	3,437
	20,728,428	2,140,900	1,490,581	870,877	858,242	1,944,904
	582	628	580	529	437	566

上段：数量=kg  
 单位 中断：金額=円  
 下段：単価=円

9月	10月	11月	12月	1月	2月	3月
34,296	33,787	40,939	103,543	23,599	28,862	27,306
29,932,648	29,012,529	35,704,058	101,814,154	20,156,500	24,812,286	24,704,219
873	859	872	983	854	860	905
791	845	744	2,298	873	807	420
1,049,475	1,113,357	996,534	3,416,237	1,144,999	1,026,438	590,268
1,327	1,318	1,339	1,487	1,312	1,272	1,405
5,209	5,559	8,084	14,312	769	1,495	804
4,143,908	4,500,755	6,741,053	13,977,346	697,338	1,342,868	857,538
796	810	834	977	907	898	1,067
7,313	6,030	6,042	11,977	8,480	8,763	6,181
6,099,345	5,036,148	4,947,852	10,069,878	6,673,485	6,996,108	4,992,267
834	835	819	841	787	798	808
13,603	14,536	17,174	51,181	8,189	10,552	11,112
11,781,430	12,547,599	15,471,982	53,575,936	7,354,451	9,470,136	10,796,423
866	863	901	1,047	898	897	972
210	368	312	840	160	48	96
198,156	376,320	302,484	799,260	169,680	42,840	85,680
944	1,023	970	952	1,061	893	893
4,780	5,764	6,699	17,421	4,426	5,080	4,931
3,812,529	4,561,389	5,519,913	14,830,501	3,662,610	4,230,059	4,104,534
798	791	824	851	828	833	832
2,284	648	1,797	5,464	652	2,042	3,737
2,719,283	822,623	1,611,626	5,086,720	395,661	1,616,423	3,248,371
1,191	1,269	897	931	607	792	869
100	25	75	50	50	75	25
116,552	29,138	87,414	58,276	58,276	87,414	29,138
1,166	1,166	1,166	1,166	1,166	1,166	1,166
6	12	12				
11,970	25,200	25,200				
1,995	2,100	2,100				
959	1,837	1,352	2,612	1,032	1,029	912
738,360	1,352,148	1,094,541	2,240,144	866,607	857,304	534,408
770	736	810	858	840	833	586
58	60	46	45	61	63	
23,100	12,600	22,890	28,035	19,845	19,908	
398	210	498	623	325	316	
20					56	104
10,500					29,400	54,600
525					525	525
			50			
			43,575			
			872			
94	757	452	554	103	114	558
64,890	463,365	286,965	372,372	59,430	116,382	257,313
690	612	635	672	577	1,021	461
200	388	280	698	310	192	124
176,820	363,510	309,120	694,827	330,225	204,708	128,646
884	937	1,104	995	1,065	1,066	1,037
587	632	574	1,265	558	604	126
463,050	512,673	475,566	1,101,335	457,107	486,906	93,849
789	811	829	871	819	806	745
3,827	2,275	3,174	5,041	3,627	3,211	2,076
2,385,469	1,476,269	1,992,286	3,146,961	1,881,061	1,786,737	1,297,306
623	649	628	624	519	556	625
3,413	2,135	3,094	5,041	3,627	3,211	2,076
2,022,379	1,359,194	1,929,286	3,146,961	1,881,061	1,786,737	1,297,306
593	637	624	624	519	556	625

## 塩干、加工品

品目別・出荷地	計	4月	5月	6月	7月	8月
塩ほっけ	24					
青森	8,190					
	341					
宮城	1,770	600	150	340	70	
	1,595,475	541,590	142,800	319,515	56,595	
	901	903	952	940	809	
筋子	88,238	5,484	5,038	5,753	10,090	12,168
合計	222,967,831	13,908,245	13,663,218	14,487,391	25,930,358	29,944,643
平均単価	2,527	2,536	2,712	2,518	2,570	2,461
福島	100			100		
	265,650			265,650		
	2,657			2,657		
北海道	3,849	86	539	1,229	1,396	162
	10,148,769	266,806	2,384,626	3,069,570	3,037,042	373,800
	2,637	3,102	4,424	2,498	2,176	2,307
青森	21,841	1,701	1,864	1,326	1,495	4,257
	59,858,211	4,732,021	5,261,756	3,859,396	4,263,426	10,924,626
	2,741	2,782	2,823	2,911	2,852	2,566
岩手	216				12	
	522,396				25,200	
	2,419				2,100	
宮城	25,255	2,061	1,427	920	3,506	4,176
	62,922,116	5,342,106	3,457,650	2,533,335	9,146,604	10,070,078
	2,491	2,592	2,423	2,754	2,609	2,411
秋田	7,055	365	160	475	395	580
	17,870,110	1,029,525	458,850	1,186,710	1,130,325	1,477,875
	2,533	2,821	2,868	2,498	2,862	2,548
山形	60	24	36			
	110,880	50,400	60,480			
	1,848	2,100	1,680			
埼玉	33					
	88,515					
	2,682					
東京	28,149	1,247	942	1,703	3,286	2,813
	67,006,961	2,487,387	1,813,056	3,572,730	8,327,761	6,644,664
	2,380	1,995	1,925	2,098	2,534	2,362
新潟	1,680		70			180
	4,174,223		226,800			453,600
	2,485		3,240			2,520
いくら	37,251	3,290	2,638	2,155	2,520	3,489
合計	124,178,068	11,166,066	9,024,281	7,998,472	9,332,393	12,028,110
平均単価	3,334	3,394	3,421	3,712	3,703	3,447
北海道	23,920	2,112	1,867	1,194	1,413	2,218
	73,522,997	7,077,056	5,999,861	4,149,613	4,873,631	7,318,923
	3,074	3,351	3,214	3,475	3,449	3,300
青森	1,467	217	113	110	170	223
	5,270,328	776,160	402,780	392,700	606,900	710,850
	3,593	3,577	3,564	3,570	3,570	3,188
岩手	2,151	73	87	211	206	52
	9,605,216	407,988	487,620	1,133,244	1,011,486	292,572
	4,465	5,589	5,605	5,371	4,910	5,626
宮城	1,396	76	138	64	120	305
	6,312,752	384,300	668,535	323,190	537,495	1,212,540
	4,522	5,057	4,844	5,050	4,479	3,976
東京	8,317	812	433	576	611	691
	29,466,775	2,520,562	1,465,485	1,999,725	2,302,881	2,493,225
	3,543	3,104	3,384	3,472	3,769	3,608
助子	103,883	7,646	7,305	7,398	14,882	9,329
合計	208,951,531	17,048,918	15,756,971	15,631,239	20,410,402	20,643,659
平均単価	2,011	2,230	2,157	2,113	1,371	2,213
北海道	4,570	353	197	244	457	482
	10,274,022	881,686	512,348	591,576	1,131,008	1,167,680
	2,248	2,498	2,601	2,424	2,475	2,423
青森	379	27	18	45	18	30
	610,166	46,494	30,996	77,490	30,996	56,196
	1,610	1,722	1,722	1,722	1,722	1,873

上段：数量=kg  
 单位 中断：金額=円  
 下段：単価=円

9月	10月	11月	12月	1月	2月	3月
24						
8,190						
341						
390	140	80				
354,900	117,075	63,000				
910	836	788				
7,107	5,509	7,471	16,900	4,592	4,410	3,716
17,077,575	13,238,618	18,340,491	43,701,512	11,739,309	11,492,664	9,443,807
2,403	2,403	2,455	2,586	2,556	2,606	2,541
183	62	24	120		32	16
407,925	126,000	63,000	294,000		84,000	42,000
2,229	2,032	2,625	2,450		2,625	2,625
2,008	1,308	1,218	2,759	1,049	1,516	1,340
5,337,050	3,399,908	3,461,319	7,775,466	3,075,401	4,216,636	3,551,206
2,658	2,599	2,842	2,818	2,932	2,781	2,650
	120		60	24		
	278,460		156,744	61,992		
	2,321		2,612	2,583		
1,170	1,739	2,925	4,500	1,241	773	817
2,522,625	4,100,460	6,979,560	11,454,871	3,089,626	2,007,705	2,217,496
2,156	2,358	2,386	2,546	2,490	2,597	2,714
1,040	690	950	1,440	490	470	
2,348,590	1,603,455	2,574,495	3,911,985	918,750	1,229,550	
2,258	2,324	2,710	2,717	1,875	2,616	
				33		
				88,515		
				2,682		
2,286	1,485	2,299	7,586	1,680	1,344	1,478
5,556,705	3,464,160	5,142,942	18,924,833	4,321,275	3,274,583	3,476,865
2,431	2,333	2,237	2,495	2,572	2,436	2,352
420	105	55	435	75	275	65
904,680	266,175	119,175	1,183,613	183,750	680,190	156,240
2,154	2,535	2,167	2,721	2,450	2,473	2,404
2,768	2,856	3,120	8,798	1,351	2,366	1,900
8,853,288	8,741,515	10,192,746	28,836,051	4,453,408	7,557,061	5,994,677
3,198	3,061	3,267	3,278	3,296	3,194	3,155
1,868	1,808	2,020	5,610	882	1,645	1,283
5,643,333	5,205,640	6,215,892	15,916,279	2,615,215	4,821,937	3,685,617
3,021	2,879	3,077	2,837	2,965	2,931	2,873
110	60	111	219	20	44	70
392,700	214,200	408,870	887,964	71,400	160,188	245,616
3,570	3,570	3,684	4,055	3,570	3,641	3,509
85	187	148	723	154	101	124
294,252	669,312	585,144	3,251,640	585,018	376,866	510,074
3,462	3,579	3,954	4,497	3,799	3,731	4,114
159	178	71	172	35	60	18
667,800	721,770	358,785	874,487	176,085	297,045	90,720
4,200	4,055	5,053	5,084	5,031	4,951	5,040
546	623	770	2,074	260	516	405
1,855,203	1,930,593	2,624,055	7,905,681	1,005,690	1,901,025	1,462,650
3,398	3,099	3,408	3,812	3,868	3,684	3,611
8,378	8,063	8,676	15,401	6,436	6,334	4,035
16,065,608	15,904,285	18,735,215	35,760,659	12,517,865	12,042,206	8,434,504
1,918	1,973	2,159	2,322	1,945	1,901	2,090
172	802	431	826	244	217	145
383,618	1,277,331	1,003,470	1,961,196	539,123	483,788	341,198
2,230	1,593	2,328	2,374	2,210	2,229	2,353
18	45	36	30	22	72	18
30,996	77,490	51,660	66,528	32,834	77,490	30,996
1,722	1,722	1,435	2,218	1,492	1,076	1,722

## 塩干、加工品

品目別・出荷地	計	4月	5月	6月	7月	8月
助子	16,917	1,521	1,653	1,456	2,099	1,335
宮城	34,361,916	3,108,686	3,317,126	2,775,986	4,406,886	2,700,582
	2,031	2,044	2,007	1,907	2,100	2,023
秋田	10				10	
	18,900				18,900	
	1,890				1,890	
千葉	1,016	128	160	121	69	95
	2,667,168	334,656	421,344	318,528	187,488	245,952
	2,625	2,615	2,633	2,632	2,717	2,589
東京	32,720	2,251	2,065	1,897	2,670	3,173
	56,301,794	4,136,433	3,901,338	3,340,974	4,076,318	5,838,689
	1,721	1,838	1,889	1,761	1,527	1,840
大阪	411	120	40	10	31	60
	657,825	189,000	63,000	16,800	40,950	85,050
	1,601	1,575	1,575	1,680	1,321	1,418
山口	567	56	38	18	72	45
	1,802,869	164,850	108,675	58,276	226,592	143,116
	3,180	2,944	2,860	3,238	3,147	3,180
福岡	47,293	3,190	3,134	3,607	9,456	4,109
	102,256,871	8,187,113	7,402,144	8,451,609	10,291,264	10,406,394
	2,162	2,566	2,362	2,343	1,088	2,533
数の子 合計 平均単価	26,708	135	146	145	354	190
	61,262,524	320,397	337,575	307,356	801,612	483,336
	2,294	2,373	2,312	2,120	2,264	2,544
福島	1,454					
	3,540,692					
	2,435					
北海道	4,169	60	79	50	262	82
	11,084,052	119,637	185,913	115,332	604,548	207,396
	2,659	1,994	2,353	2,307	2,307	2,529
青森	7,794		26	50	48	58
	17,673,034		59,220	94,752	94,752	130,284
	2,268		2,278	1,895	1,974	2,246
宮城	9,453	13	15	17	12	16
	20,123,826	64,680	33,642	40,572	26,712	70,056
	2,129	4,975	2,243	2,387	2,226	4,379
埼玉	210					
	378,000					
	1,800					
千葉	15					
	23,625					
	1,575					
東京	3,593	62	26	28	32	34
	8,365,685	136,080	58,800	56,700	75,600	75,600
	2,328	2,195	2,262	2,025	2,363	2,224
新潟	18					
	58,590					
	3,255					
兵庫	2					
	15,020					
	7,510					
丸干いわし 合計 平均単価	62,655	4,099	2,866	2,784	2,128	1,865
	38,451,783	2,644,207	1,840,301	1,944,172	1,399,253	1,279,415
	614	645	642	698	658	686
福島	1,800	90	57	78	83	66
	2,166,640	180,810	107,121	131,607	128,415	130,410
	1,204	2,009	1,879	1,687	1,547	1,976
宮城	25	2	2	2	3	2
	139,728	14,143	14,140	10,371	14,143	12,257
	5,589	7,072	7,070	5,186	4,714	6,129
茨城	7,998	95	45	69	28	23
	3,705,535	34,377	16,926	30,702	4,489	5,602
	463	362	376	445	160	244
千葉	51,592	3,904	2,762	2,635	2,014	1,774
	31,673,065	2,408,577	1,702,114	1,771,492	1,252,206	1,131,146
	614	617	616	672	622	638

上段：数量=kg  
 单位 中断：金額=円  
 下段：単価=円

9月	10月	11月	12月	1月	2月	3月
1,417	1,251	1,469	2,244	890	721	861
2,603,265	2,610,300	3,164,805	4,787,895	1,857,975	1,343,685	1,684,725
1,837	2,087	2,154	2,134	2,088	1,864	1,957
67	102	36	102	39	56	41
173,376	264,768	90,048	270,144	104,832	149,184	106,848
2,588	2,596	2,501	2,648	2,688	2,664	2,606
3,694	2,764	2,999	4,618	2,729	2,847	1,013
5,643,292	4,370,338	5,317,273	9,021,772	4,421,040	4,452,488	1,781,839
1,528	1,581	1,773	1,954	1,620	1,564	1,759
50	10	20	70			
84,000	16,800	33,600	128,625			
1,680	1,680	1,680	1,838			
47	50	87	58	18	50	28
141,752	156,190	292,744	212,732	58,276	158,290	81,376
3,016	3,124	3,365	3,668	3,238	3,166	2,906
2,913	3,039	3,598	7,453	2,494	2,371	1,929
7,005,309	7,131,068	8,781,615	19,311,767	5,503,785	5,377,281	4,407,522
2,405	2,347	2,441	2,591	2,207	2,268	2,285
359	333	2,347	21,907	153	368	271
817,457	737,730	5,645,664	50,183,678	368,760	781,721	477,238
2,277	2,215	2,405	2,291	2,410	2,124	1,761
		160	1,294			
		389,760	3,150,932			
		2,436	2,435			
231	127	428	2,788	9	19	34
497,322	273,294	1,310,568	7,621,110	34,104	70,644	44,184
2,153	2,152	3,062	2,734	3,789	3,718	1,300
107	142	325	6,735	104	125	74
240,335	319,788	734,328	15,323,207	226,296	284,256	165,816
2,246	2,252	2,259	2,275	2,176	2,274	2,241
13	18	1,048	7,961	14	188	138
64,680	40,068	2,426,109	16,812,256	34,020	347,861	163,170
4,975	2,226	2,315	2,112	2,430	1,850	1,182
		50	150	10		
		88,200	283,500	6,300		
		1,764	1,890	630		
		15				
		23,625				
		1,575				
8	46	320	2,961	16	36	24
15,120	104,580	665,564	6,934,083	68,040	78,960	96,558
1,890	2,273	2,080	2,342	4,253	2,193	4,023
			18			
			58,590			
			3,255			
		1				1
		7,510				7,510
		7,510				7,510
1,851	2,757	2,776	3,272	20,200	14,412	3,645
1,215,230	1,807,083	1,758,101	2,059,588	11,643,713	8,559,949	2,300,771
657	655	633	629	576	594	631
33	37	147	116	490	211	392
66,150	66,444	120,519	152,019	485,815	214,237	383,093
2,005	1,796	820	1,311	991	1,015	977
2	3	2	2	2	2	1
11,315	18,854	14,331	8,486	9,429	8,487	3,772
5,658	6,285	7,166	4,243	4,715	4,244	3,772
37	177	46	101	4,885	2,299	193
6,500	94,206	21,483	38,598	2,262,813	1,092,630	97,209
176	532	467	382	463	475	504
1,779	2,540	2,564	3,045	14,779	10,796	3,000
1,131,265	1,627,579	1,587,278	1,857,776	8,848,066	6,574,569	1,780,997
636	641	619	610	599	609	594

## 塩干、加工品

品目別・出荷地	計	4月	5月	6月	7月	8月
丸干いわし	1,160					
東京	696,927					
	601					
山口	80	8				
	69,888	6,300				
	874	788				
開干あじ	112,835	12,820	10,271	10,411	11,425	10,059
合計	96,349,192	10,380,434	8,214,967	13,146,689	8,798,612	7,628,177
平均単価	854	810	800	1,263	770	758
福島	20,547	1,596	1,790	2,012	1,746	1,769
	22,224,439	1,306,247	1,535,751	6,830,126	1,536,163	1,566,561
	1,082	818	858	3,395	880	886
宮城	5		5			
	5,040		5,040			
	1,008		1,008			
茨城	2,932	571	169	142	284	245
	1,609,270	268,985	87,385	102,243	104,857	119,671
	549	471	517	720	369	488
千葉	595	35	42	139	96	29
	1,338,882	87,426	118,213	347,056	149,534	89,982
	2,250	2,498	2,815	2,497	1,558	3,103
東京	379	48	68	15	83	63
	269,100	21,336	54,154	18,648	55,755	34,724
	710	445	796	1,243	672	551
神奈川	18,148	2,691	2,154	2,199	1,410	1,074
	5,846,228	850,028	650,239	751,173	475,653	346,816
	322	316	302	342	337	323
富山	3					
	1,890					
	630					
静岡	70,226	7,879	6,043	5,904	7,806	6,879
	65,054,343	7,846,412	5,764,185	5,097,443	6,476,650	5,470,423
	926	996	954	863	830	795
開干さんま	122,715	14,192	14,241	16,767	11,017	10,830
合計	54,934,916	5,659,095	5,318,390	5,521,284	5,192,519	4,913,970
平均単価	448	399	373	329	471	454
福島	114,421	13,480	13,746	16,201	10,469	10,170
	50,938,211	5,339,685	5,095,664	5,250,151	4,930,544	4,601,700
	445	396	371	324	471	452
北海道	1,080	96	40	72	116	180
	681,219	60,690	25,200	46,620	73,815	112,350
	631	632	630	648	636	624
宮城	5,024	616	444	436	432	480
	2,115,456	258,720	185,640	183,120	188,160	199,920
	421	420	418	420	436	417
茨城	1,479		6	53		
	386,490		5,796	34,673		
	261		966	654		
千葉	711		5	5		
	813,540		6,090	6,720		
	1,144		1,218	1,344		
丸干さんま	8,846	978	646	585	825	1,119
合計	9,078,916	533,738	376,456	397,708	576,038	2,380,234
平均単価	1,026	546	583	680	698	2,127
福島	8,777	978	646	585	824	1,119
	9,050,249	533,738	376,456	397,708	576,038	2,380,234
	1,031	546	583	680	699	2,127
北海道	47				1	
	14,931				0	
	318				0	
岩手	5					
	5,761					
	1,152					
宮城	12					
	5,051					
	421					



単位 上段：数量=kg  
 中断：金額=円  
 下段：単価=円

9月	10月	11月	12月	1月	2月	3月
		17	8	12	1,064	59
		14,490	2,709	9,072	634,956	35,700
		852	339	756	597	605
				32	40	
				28,518	35,070	
				891	877	
7,530	8,632	9,395	10,931	7,796	7,200	6,365
5,627,308	6,935,231	7,480,942	9,218,241	6,925,854	6,085,079	5,907,658
747	803	796	843	888	845	928
1,161	1,919	2,683	2,302	1,778	1,033	758
1,013,846	1,522,114	2,070,284	1,906,447	1,451,608	858,819	626,473
873	793	772	828	816	831	826
96	194	191	210	319	218	293
51,490	92,182	99,439	105,339	227,044	99,081	251,554
536	475	521	502	712	455	859
12	6	67	108	27	28	6
47,094	25,516	129,362	171,888	76,326	71,915	24,570
3,925	4,253	1,931	1,592	2,827	2,568	4,095
40		1	11			50
19,992		1,575	8,316			54,600
500		1,575	756			1,092
1,383	1,363	1,285	1,337	1,140	1,272	840
438,481	389,657	422,888	433,440	381,780	422,730	283,343
317	286	329	324	335	332	337
	3					
	1,890					
	630					
4,838	5,147	5,168	6,963	4,532	4,649	4,418
4,056,405	4,903,872	4,757,394	6,592,811	4,789,096	4,632,534	4,667,118
838	953	921	947	1,057	996	1,056
8,642	6,782	7,553	8,706	7,568	9,201	7,216
3,852,706	3,273,269	3,489,814	4,703,913	4,173,033	4,851,495	3,985,428
446	483	462	540	551	527	552
7,970	6,269	7,115	8,243	7,140	8,227	5,391
3,492,976	2,988,719	3,289,999	4,475,034	3,986,973	4,479,392	3,007,374
438	477	462	543	558	544	558
296	240	24	16			
187,530	152,964	13,650	8,400			
634	637	569	525			
360	248	396	404	416	484	308
150,780	105,336	166,320	176,400	174,720	203,280	123,060
419	425	420	437	420	420	400
	8		12		476	924
	7,560		11,340		150,301	176,820
	945		945		316	191
16	17	18	31	12	14	593
21,420	18,690	19,845	32,739	11,340	18,522	678,174
1,339	1,099	1,103	1,056	945	1,323	1,144
960	254	431	1,056	599	669	724
2,259,700	219,164	327,647	869,459	317,609	348,862	472,301
2,354	863	760	823	530	521	652
960	249	419	1,056	553	664	724
2,259,700	216,061	322,775	869,459	302,678	343,101	472,301
2,354	868	770	823	547	517	652
				46		
				14,931		
				325		
					5	
					5,761	
					1,152	
	0	12				
	179	4,872				
	0	406				

## 塩干、加工品

品目別・出荷地	計	4月	5月	6月	7月	8月
丸干さんま	5					
東京	2,924					
	585					
開干ほっけ	133,891	12,743	11,064	9,860	10,976	10,357
合計	136,177,877	13,089,558	11,456,354	10,553,028	12,044,961	11,548,520
平均単価	1,017	1,027	1,035	1,070	1,097	1,115
福島	59,778	4,397	4,723	3,982	3,452	3,733
	49,635,428	3,693,594	4,002,429	3,567,149	3,169,109	3,607,782
	830	840	847	896	918	966
北海道	15	10				
	10,416	2,100				
	694	210				
青森	333	30	39	48	21	
	120,699	11,970	14,175	16,380	5,670	
	362	399	363	341	270	
宮城	634				20	
	502,111				12,600	
	792				630	
茨城	36,113	3,673	3,529	3,154	2,696	2,681
	34,945,544	3,538,372	3,450,772	3,208,603	2,565,100	2,743,806
	968	963	978	1,017	951	1,023
千葉	34,489	4,288	2,557	2,466	4,461	3,713
	47,056,470	5,389,187	3,669,284	3,422,208	5,780,355	4,827,909
	1,364	1,257	1,435	1,388	1,296	1,300
東京	141	95	26		6	5
	84,243	51,135	13,262		6,615	6,143
	597	538	510		1,103	1,229
富山	2,365	250	190	210	320	225
	3,798,648	403,200	306,432	338,688	505,512	362,880
	1,606	1,613	1,613	1,613	1,580	1,613
静岡	10					
	16,128					
	1,613					
山口	13					
	8,190					
	630					
開干きちじ	8,676	812	469	631	852	1,196
合計	22,283,719	2,333,422	1,075,807	1,679,137	2,289,054	3,179,891
平均単価	2,568	2,874	2,294	2,661	2,687	2,659
福島	8,498	747	461	615	843	1,180
	21,903,841	2,149,054	1,061,527	1,650,577	2,270,049	3,151,331
	2,578	2,877	2,303	2,684	2,693	2,671
北海道	3	2			1	
	19,425	14,700			4,725	
	6,475	7,350			4,725	
宮城	151	63	8	16	8	16
	341,028	169,668	14,280	28,560	14,280	28,560
	2,258	2,693	1,785	1,785	1,785	1,785
茨城	24					
	19,425					
	809					
開干さば	27,464	2,610	2,208	1,817	1,567	1,845
合計	20,842,752	1,862,624	1,960,598	1,696,558	1,333,227	1,486,406
平均単価	759	714	888	934	851	806
福島	13,733	774	962	723	622	852
	10,714,992	645,249	1,101,324	612,311	599,230	747,896
	780	834	1,145	847	963	878
宮城	70					
	70,182					
	1,003					
茨城	6,282	633	672	593	488	447
	4,405,313	470,403	403,438	497,808	314,347	304,607
	701	743	600	839	644	681
千葉	3,868	804	252	195	145	235
	1,520,976	265,904	84,892	227,691	50,772	74,551
	393	331	337	1,168	350	317

単位 上段：数量=kg  
 中断：金額=円  
 下段：単価=円

9月	10月	11月	12月	1月	2月	3月
	5 2,924 585					
8,298 8,328,713 1,004	8,757 9,093,271 1,038	8,664 9,160,130 1,057	15,227 17,825,886 1,171	16,245 12,396,304 763	14,033 12,016,959 856	7,667 8,664,193 1,130
3,176 2,655,226 836	3,101 2,625,596 847	3,140 2,857,232 910	7,636 8,506,921 1,114	10,605 6,132,105 578	8,884 5,799,899 653	2,949 3,018,386 1,024
	5 8,316 1,663					
15 8,348 557	75 27,563 368	60 22,050 368	15 4,568 305	30 9,975 333		
44 24,570 558	518 443,573 856	41 15,120 369	11 6,248 568			
2,728 2,363,530 866	2,639 2,588,785 981	3,110 2,950,096 949	3,364 3,253,557 967	3,129 2,561,750 819	2,634 2,661,977 1,011	2,776 3,059,196 1,102
2,225 3,099,631 1,393	2,275 3,174,622 1,395	2,146 3,053,804 1,423	3,881 5,538,496 1,427	2,405 3,575,168 1,487	2,290 3,192,203 1,394	1,782 2,333,603 1,310
	9 7,088 788					
110 177,408 1,613	125 201,600 1,613	160 258,048 1,613	320 516,096 1,613	70 112,896 1,613	225 362,880 1,613	160 253,008 1,581
	10 16,128 1,613					
		7 3,780 540		6 4,410 735		
526 1,117,206 2,124	639 1,643,822 2,572	911 2,307,012 2,532	1,730 4,363,722 2,522	400 1,133,081 2,833	331 791,856 2,392	179 369,709 2,065
518 1,102,926 2,129	631 1,629,542 2,582	899 2,278,452 2,534	1,708 4,345,767 2,544	396 1,118,801 2,825	331 791,856 2,392	169 353,959 2,094
8 14,280 1,785	8 14,280 1,785	12 28,560 2,380	8 14,280 1,785	4 14,280 3,570		
			14 3,675 263			10 15,750 1,575
1,745 1,298,907 744	1,834 1,961,166 1,069	2,378 2,726,391 1,147	2,023 1,584,738 783	4,924 2,213,166 449	3,091 1,691,948 547	1,422 1,027,023 722
742 558,957 753	976 1,318,563 1,351	897 1,680,156 1,873	961 826,643 860	3,858 1,359,743 352	1,928 908,404 471	438 356,516 814
			42 38,682 921		28 31,500 1,125	
486 383,856 790	403 264,365 656	715 534,059 747	567 388,779 686	435 335,082 770	462 225,698 489	381 282,871 742
290 85,446 295	186 59,458 320	507 204,988 404	227 72,435 319	300 124,213 414	350 143,810 411	377 126,816 336

## 塩干、加工品

品目別・出荷地	計	4月	5月	6月	7月	8月
開干さば	3,511	399	322	306	312	311
静岡	4,131,289	481,068	370,944	358,748	368,878	359,352
	1,177	1,206	1,152	1,172	1,182	1,155
身欠にしん	34,566	6,625	7,911	2,915	1,540	1,326
合計	24,361,755	4,600,544	5,641,011	2,092,146	1,054,620	902,213
平均単価	705	694	713	718	685	680
北海道	34,100	6,625	7,911	2,915	1,540	1,326
	23,712,540	4,600,544	5,641,011	2,092,146	1,054,620	902,213
	695	694	713	718	685	680
東京	466					
	649,215					
	1,393					
煮干	91,545	11,456	7,136	7,504	9,699	7,508
合計	129,086,499	16,228,334	10,875,970	11,330,679	12,570,338	9,840,975
平均単価	1,410	1,417	1,524	1,510	1,296	1,311
福島	4,069	1,038	165	61	58	13
	8,789,214	907,568	302,505	130,568	85,838	26,040
	2,160	874	1,833	2,140	1,480	2,003
宮城	1,412	111	94	108	77	73
	7,351,525	728,965	623,897	914,137	596,833	573,735
	5,206	6,567	6,637	8,464	7,751	7,859
茨城	21,260	1,220	1,570	2,683	1,376	2,471
	26,896,422	2,049,600	2,527,498	3,516,135	1,856,065	3,031,616
	1,265	1,680	1,610	1,311	1,349	1,227
埼玉	10				10	
	10,836				10,836	
	1,084				1,084	
千葉	22,987	3,544	1,574	1,342	2,444	1,887
	34,785,335	5,597,143	2,690,230	2,302,716	3,593,880	2,780,949
	1,513	1,579	1,709	1,716	1,470	1,474
東京	33,841	4,701	3,040	2,607	5,191	2,594
	38,514,204	5,524,406	3,692,423	3,268,232	5,458,513	2,581,778
	1,138	1,175	1,215	1,254	1,052	995
神奈川	29					29
	70,770					70,770
	2,440					2,440
新潟	216	24	18	18	18	12
	487,620	54,180	40,635	40,635	40,635	27,090
	2,258	2,258	2,258	2,258	2,258	2,258
静岡	3,068	398	252	312	263	184
	5,788,026	696,173	435,037	635,146	554,001	367,532
	1,887	1,749	1,726	2,036	2,106	1,997
愛知	1,181	10		10	10	
	1,301,748	28,350		28,350	28,350	
	1,102	2,835		2,835	2,835	
兵庫	132		24	36	24	12
	157,122		15,120	22,680	15,120	7,560
	1,190		630	630	630	630
和歌山	124		50			
	209,160		107,100			
	1,687		2,142			
愛媛	443	60	24	56	23	48
	1,039,080	136,500	57,540	131,880	57,540	115,920
	2,346	2,275	2,398	2,355	2,502	2,415
福岡	2,773	350	325	271	205	185
	3,685,437	505,449	383,985	340,200	272,727	257,985
	1,329	1,444	1,181	1,255	1,330	1,395
みりん干	26,381	2,128	2,691	2,464	1,762	2,070
合計	41,091,637	3,049,457	4,902,774	4,734,559	2,634,976	3,146,147
平均単価	1,558	1,433	1,822	1,921	1,495	1,520
福島	22,715	1,740	2,351	2,089	1,475	1,770
	35,753,626	2,490,443	4,409,171	4,192,345	2,210,568	2,709,561
	1,574	1,431	1,875	2,007	1,499	1,531
宮城	3,548	366	340	366	279	300
	5,178,243	531,714	493,603	531,714	413,908	436,586
	1,459	1,453	1,452	1,453	1,484	1,455

単位 上段：数量=kg  
 中断：金額=円  
 下段：単価=円

9月	10月	11月	12月	1月	2月	3月
227	269	259	226	331	323	226
270,648	318,780	307,188	258,199	394,128	382,536	260,820
1,192	1,185	1,186	1,142	1,191	1,184	1,154
1,041	1,499	1,872	5,532	1,098	1,825	1,382
750,780	1,063,671	1,325,709	3,825,150	803,345	1,378,293	924,273
721	710	708	691	732	755	669
1,041	1,483	1,813	5,485	1,049	1,542	1,370
750,780	1,038,156	1,232,154	3,731,595	726,800	1,035,258	907,263
721	700	680	680	693	671	662
	16	59	47	49	283	12
	25,515	93,555	93,555	76,545	343,035	17,010
	1,595	1,586	1,991	1,562	1,212	1,418
7,073	8,640	7,668	7,566	4,504	6,313	6,478
8,275,217	14,624,147	10,232,044	10,096,356	6,807,687	9,053,030	9,151,722
1,170	1,693	1,334	1,334	1,511	1,434	1,413
24	291	144	228	60	396	1,591
47,250	3,455,737	241,920	390,600	100,800	636,143	2,464,245
1,969	11,875	1,680	1,713	1,680	1,606	1,549
71	182	141	140	112	107	196
516,056	658,792	622,846	508,557	742,837	542,213	322,657
7,268	3,620	4,417	3,633	6,632	5,067	1,646
2,855	2,857	1,657	1,883	769	1,251	668
2,777,041	2,930,395	1,886,683	2,465,871	1,238,591	1,893,204	723,723
973	1,026	1,139	1,310	1,611	1,513	1,083
1,439	2,032	1,996	2,830	1,199	1,477	1,223
1,760,333	3,239,153	2,947,026	3,567,191	1,972,683	2,280,188	2,053,843
1,223	1,594	1,476	1,260	1,645	1,544	1,679
2,206	2,623	2,442	1,579	1,974	2,507	2,377
2,346,389	3,224,127	2,706,231	1,756,388	2,178,751	2,819,754	2,957,212
1,064	1,229	1,108	1,112	1,104	1,125	1,244
18	12	24	36	18	18	
40,635	27,090	54,180	81,270	40,635	40,635	
2,258	2,258	2,258	2,258	2,258	2,258	
202	343	365	312	117	200	120
386,140	598,062	648,629	602,756	226,874	407,390	230,286
1,912	1,744	1,777	1,932	1,939	2,037	1,919
10		601	239	67	130	104
28,350		638,568	237,804	54,348	133,182	124,446
2,835		1,063	995	811	1,024	1,197
24			12			
15,372			81,270			
641			6,773			
	74					
	102,060					
	1,379					
40	49	63	26	24	18	12
90,720	119,280	147,840	59,220	52,080	42,840	27,720
2,268	2,434	2,347	2,278	2,170	2,380	2,310
184	177	235	281	164	209	187
266,931	269,451	338,121	345,429	200,088	257,481	247,590
1,451	1,522	1,439	1,229	1,220	1,232	1,324
2,076	2,296	2,644	2,358	2,027	2,279	1,586
2,891,178	3,127,269	4,239,511	3,984,310	2,803,634	3,571,148	2,006,674
1,393	1,362	1,603	1,690	1,383	1,567	1,265
1,813	2,040	2,360	2,035	1,671	1,943	1,428
2,510,240	2,754,002	3,830,225	3,512,524	2,268,980	3,086,743	1,778,824
1,385	1,350	1,623	1,726	1,358	1,589	1,246
255	256	270	300	336	330	150
370,438	373,267	393,116	434,700	502,734	479,113	217,350
1,453	1,458	1,456	1,449	1,496	1,452	1,449

## 塩干、加工品

品目別・出荷地	計	4月	5月	6月	7月	8月
みりん干	43	10				
茨城	70,686 1,644	16,800 1,680				
千葉	16 20,412 1,276					
東京	1 0 0			1 0 0		
静岡	6 5,670 945					
広島	52 63,000 1,212	12 10,500 875		8 10,500 1,313	8 10,500 1,313	
するめ 合計 平均単価	74,988 99,269,240 1,324	6,262 6,163,073 984	3,798 3,734,410 983	4,568 4,448,306 974	5,764 6,141,057 1,065	5,563 5,480,681 985
福島	20,691 27,214,477 1,315	1,759 1,467,460 834	1,275 1,228,059 963	1,511 1,463,774 969	1,548 1,764,138 1,140	1,223 1,463,648 1,197
北海道	13,087 22,087,996 1,688	590 911,925 1,546	260 396,585 1,525	420 658,245 1,567	730 1,096,620 1,502	710 1,215,323 1,712
青森	17,655 12,021,246 681	1,954 1,565,289 801	1,161 742,624 640	1,875 1,205,643 643	1,833 1,213,140 662	2,582 1,600,930 620
岩手	3,475 2,252,609 648	5 4,725 945	57 53,235 934	68 53,550 788	741 434,702 587	642 323,442 504
宮城	1,103 3,570,338 3,237	62 175,582 2,832	37 108,297 2,927	125 227,829 1,823	59 177,996 3,017	49 161,196 3,290
茨城	16 11,340 709					
群馬	2,406 1,768,978 735	1,332 950,292 713	600 428,400 714	150 107,100 714	30 26,461 882	30 26,397 880
埼玉	39 83,790 2,148	5 9,975 1,995	5 7,980 1,596	4 7,980 1,995	2 3,990 1,995	4 7,980 1,995
千葉	10,764 19,057,297 1,770	420 705,600 1,680	320 542,850 1,696	261 427,875 1,639	679 1,055,880 1,555	160 282,975 1,769
東京	4,718 7,350,189 1,558	60 78,225 1,304	28 37,380 1,335	60 70,980 1,183	52 62,580 1,203	98 131,040 1,337
福井	28 88,200 3,150					
兵庫	960 3,738,210 3,894	75 294,000 3,920	55 189,000 3,436	60 207,060 3,451	90 305,550 3,395	65 267,750 4,119
福岡	46 24,570 534			34 18,270 537		
その他干物 合計 平均単価	173,811 202,730,268 1,166	13,915 14,671,554 1,054	12,964 13,927,143 1,074	12,905 13,619,243 1,055	15,190 18,863,465 1,242	12,935 17,278,362 1,336
福島	65,860 101,179,663 1,536	4,862 6,372,670 1,311	4,438 6,666,123 1,502	3,999 5,626,040 1,407	5,663 9,294,942 1,641	5,551 9,822,912 1,770
北海道	15,934 7,898,923 496	1,766 912,996 517	1,908 859,788 451	1,801 748,940 416	1,147 539,916 471	705 413,716 587

単位 上段：数量=kg  
 中断：金額=円  
 下段：単価=円

9月	10月	11月	12月	1月	2月	3月
			23 37,086 1,612	10 16,800 1,680		
				10 15,120 1,512	6 5,292 882	
		6 5,670 945				
8 10,500 1,313		8 10,500 1,313				8 10,500 1,313
4,097 4,936,702 1,205	8,664 12,452,599 1,437	10,601 15,546,191 1,466	17,044 29,433,086 1,727	2,896 3,724,002 1,286	3,752 4,489,358 1,197	1,979 2,719,775 1,374
785 932,621 1,188	2,025 3,296,478 1,628	2,294 3,647,535 1,590	4,735 7,699,162 1,626	916 1,177,414 1,285	1,856 2,002,001 1,079	764 1,072,187 1,403
300 468,300 1,561	1,623 2,586,104 1,593	3,119 5,181,729 1,661	4,957 8,909,670 1,797	240 404,250 1,684	78 145,845 1,870	60 113,400 1,890
1,272 874,388 687	1,797 1,124,814 626	2,009 1,226,716 611	1,199 952,508 794	823 704,603 856	762 535,385 703	388 275,206 709
206 111,237 540	264 197,190 747	462 332,325 719	358 266,595 745	350 243,915 697	222 156,093 703	100 75,600 756
77 224,616 2,917	107 338,239 3,161	117 469,699 4,015	316 1,106,053 3,500	72 250,783 3,483	62 248,830 4,013	20 81,218 4,061
16 11,340 709						
42 36,855 878	36 31,437 873	42 36,603 872	54 46,998 870	42 36,603 872	36 31,374 872	12 10,458 872
4 7,980 1,995	2 3,990 1,995	8 15,960 1,995	2 7,980 3,990	1 1,995 1,995	2 7,980 3,990	
240 443,625 1,848	2,467 4,120,867 1,670	1,050 1,956,885 1,864	3,658 6,935,965 1,896	372 648,974 1,745	590 1,016,925 1,724	547 918,876 1,680
1,100 1,635,690 1,487	264 445,830 1,689	1,388 2,242,464 1,616	1,508 2,491,440 1,652	30 35,490 1,183	72 78,540 1,091	58 40,530 699
	4 12,600 3,150	12 37,800 3,150	12 37,800 3,150			
55 190,050 3,455	75 295,050 3,934	100 398,475 3,985	245 978,915 3,996	50 219,975 4,400	60 260,085 4,335	30 132,300 4,410
					12 6,300 525	
9,520 11,001,026 1,156	13,200 15,849,855 1,201	16,879 23,293,100 1,380	22,542 31,034,975 1,377	17,986 16,269,624 905	15,785 16,395,241 1,039	9,990 10,526,680 1,054
2,969 4,630,640 1,560	4,233 6,916,105 1,634	6,902 14,895,176 2,158	10,414 17,045,747 1,637	7,668 7,677,268 1,001	6,294 8,176,993 1,299	2,867 4,055,047 1,414
1,265 672,883 532	1,044 764,842 733	1,463 627,822 429	1,372 868,320 633	1,240 537,732 434	1,366 597,267 437	857 354,701 414

## 塩干、加工品

品目別・出荷地	計	4月	5月	6月	7月	8月
その他干物	10,825	553	250	303	212	90
青森	6,027,158	209,790	111,405	180,978	93,870	54,600
	557	379	446	597	443	607
岩手	10					
	3,413					
	341					
宮城	4,592	248	572	315	550	509
	7,856,249	438,382	543,351	354,054	694,060	693,713
	1,711	1,768	950	1,124	1,262	1,363
茨城	30,531	3,368	3,148	2,822	2,419	2,411
	22,032,841	2,284,665	2,294,968	2,224,704	1,713,439	1,686,880
	722	678	729	788	708	700
千葉	1,637	171	94	306	155	118
	2,084,452	231,336	84,672	387,198	194,670	92,946
	1,273	1,353	901	1,265	1,256	788
東京	8,709	586	422	400	957	487
	13,347,924	865,116	818,492	864,091	2,051,951	1,076,653
	1,533	1,476	1,940	2,160	2,144	2,211
神奈川	603	150	2	293	156	
	300,196	81,270	5,145	131,250	82,006	
	498	542	2,573	448	526	
新潟	2					
	5,544					
	2,772					
静岡	916	86	28	29	87	41
	2,634,466	202,703	72,450	110,145	274,155	90,510
	2,876	2,357	2,588	3,798	3,151	2,208
愛知	6		6			
	8,001		8,001			
	1,334		1,334			
大阪	8				8	
	16,800				16,800	
	2,100				2,100	
兵庫	21,450	1,445	1,629	2,099	2,234	1,635
	26,758,675	2,148,626	1,917,504	2,096,044	2,447,470	2,099,446
	1,247	1,487	1,177	999	1,096	1,284
鳥取	1,779	135	25	125	215	210
	2,747,542	208,467	51,975	212,469	423,836	370,677
	1,544	1,544	2,079	1,700	1,971	1,765
島根	70	15	5	5	10	10
	105,840	22,680	7,560	7,560	15,120	15,120
	1,512	1,512	1,512	1,512	1,512	1,512
山口	9,750	424	378	288	1,255	1,071
	7,273,351	421,050	351,981	400,166	767,655	623,679
	746	993	931	1,389	612	582
香川	20	4			4	
	92,820	23,100			23,100	
	4,641	5,775			5,775	
愛媛	923	102	59	120	83	85
	2,158,170	248,703	133,728	275,604	193,725	212,814
	2,338	2,438	2,267	2,297	2,334	2,504
福岡	174				35	
	173,544				36,750	
	997				1,050	
鹿児島	12					12
	24,696					24,696
	2,058					2,058
焼物	31,555	3,381	1,970	2,262	2,898	3,028
合計	29,020,333	3,246,400	2,363,187	2,588,508	2,986,581	2,645,167
平均単価	920	960	1,200	1,144	1,031	874
福島	11,821	519	384	397	382	244
	8,123,469	520,383	601,970	414,380	357,525	270,586
	687	1,003	1,568	1,044	936	1,109
青森	5,263	1,525	581	338	358	553
	4,040,232	1,193,325	441,000	262,374	299,460	404,376
	768	783	759	776	836	731



上段：数量=kg  
 单位 中断：金額=円  
 下段：単価=円

9月	10月	11月	12月	1月	2月	3月
170	1,715	1,818	2,788	1,314	1,368	244
98,406	586,068	834,078	2,059,785	749,543	937,125	111,510
579	342	459	739	570	685	457
					10	
					3,413	
					341	
247	628	453	362	202	308	198
324,694	2,236,758	399,468	864,334	520,055	460,415	326,965
1,315	3,562	882	2,388	2,575	1,495	1,651
1,551	1,870	1,703	1,602	4,214	2,773	2,650
1,163,582	1,412,323	1,387,056	1,408,182	2,818,140	1,941,117	1,697,785
750	755	814	879	669	700	641
160	81	113	197	27	85	130
117,621	83,853	232,418	316,365	43,534	137,246	162,593
735	1,035	2,057	1,606	1,612	1,615	1,251
379	472	1,172	1,532	793	998	511
822,940	846,430	1,046,043	2,446,186	773,135	830,524	906,363
2,171	1,793	893	1,597	975	832	1,774
	2					
	525					
	263					
					2	
					5,544	
					2,772	
62	17	113	174	80	145	54
181,965	21,315	347,868	543,807	225,908	392,280	171,360
2,935	1,254	3,078	3,125	2,824	2,705	3,173
1,522	1,731	1,944	2,798	1,643	1,517	1,253
1,837,988	1,911,412	2,388,908	3,946,360	2,194,191	1,972,882	1,797,844
1,208	1,104	1,229	1,410	1,335	1,301	1,435
195	85	165	370	20	19	215
280,508	127,496	244,566	489,195	27,090	23,699	287,564
1,439	1,500	1,482	1,322	1,355	1,247	1,338
5	10		5		5	
7,560	15,120		7,560		7,560	
1,512	1,512		1,512		1,512	
897	1,205	904	752	756	834	986
642,075	681,572	598,322	762,501	625,328	798,023	600,999
716	566	662	1,014	827	957	610
4				8		
23,310				23,310		
5,828				2,914		
73	107	129	82	21	37	25
174,804	246,036	291,375	181,545	54,390	91,497	53,949
2,395	2,299	2,259	2,214	2,590	2,473	2,158
21			94		24	
22,050			95,088		19,656	
1,050			1,012		819	
1,390	1,320	2,042	2,419	4,601	4,236	2,008
1,429,890	1,392,497	1,990,252	2,632,333	2,985,410	3,148,313	1,611,795
1,029	1,055	975	1,088	649	743	803
397	263	235	1,078	3,716	2,860	1,346
332,168	291,290	263,499	1,116,142	1,851,140	1,433,566	670,820
837	1,108	1,121	1,035	498	501	498
101	307	502	360	84	398	156
89,964	222,033	325,038	294,840	68,796	311,262	127,764
891	723	647	819	819	782	819

## 塩干、加工品

品目別・出荷地	計	4月	5月	6月	7月	8月
焼物	1,330	110	79	55	211	550
岩手	1,002,595	82,950	55,860	46,200	157,501	410,446
	754	754	707	840	746	746
宮城	10,323	996	760	1,198	1,654	1,566
	9,961,351	976,618	840,667	1,320,675	1,549,757	1,277,832
	965	981	1,106	1,102	937	816
茨城	114	6			12	24
	139,532	10,017			21,042	26,556
	1,224	1,670			1,754	1,107
千葉	1,246	123	118	137	88	66
	2,984,408	307,202	296,550	337,225	221,153	165,879
	2,395	2,498	2,513	2,461	2,513	2,513
東京	752	86	17	129	145	9
	820,363	83,665	21,956	171,534	192,823	13,892
	1,091	973	1,292	1,330	1,330	1,544
新潟	10					
	31,500					
	3,150					
静岡	168	16	16	8	48	16
	745,920	72,240	72,240	36,120	187,320	75,600
	4,440	4,515	4,515	4,515	3,903	4,725
兵庫	8					
	36,960					
	4,620					
大分	520		15			
	1,134,003		32,944			
	2,181		2,196			
揚物	535,457	43,914	44,387	40,885	36,780	35,372
合計	355,796,276	31,304,800	29,853,878	27,815,873	25,755,791	25,727,459
平均単価	664	713	673	680	700	727
福島	87,777	8,442	7,896	7,333	8,160	6,457
	77,885,507	6,784,462	5,907,148	6,137,693	6,079,870	6,195,060
	887	804	748	837	745	959
北海道	95	36	5	5	5	5
	130,200	37,800	11,550	11,550	11,550	11,550
	1,371	1,050	2,310	2,310	2,310	2,310
青森	95	11				
	68,040	7,560				
	716	687				
宮城	233,586	17,142	18,554	17,398	13,299	13,036
	136,905,026	11,726,171	11,363,876	10,289,919	9,096,295	8,536,901
	586	684	612	591	684	655
秋田	322			13		
	152,773			4,737		
	474			364		
山形	1,886	81	435	297	258	336
	1,965,244	74,844	410,634	366,030	338,752	313,488
	1,042	924	944	1,232	1,313	933
茨城	48,930	5,581	5,820	5,017	4,113	4,357
	40,024,217	4,624,084	4,657,154	4,066,206	3,231,586	3,287,240
	818	829	800	810	786	754
栃木	13,996	953	1,472	1,439	1,452	843
	4,138,697	326,039	429,245	398,180	443,400	262,954
	296	342	292	277	305	312
群馬	165	22	10	14	12	10
	453,999	49,434	22,470	31,458	26,964	22,470
	2,752	2,247	2,247	2,247	2,247	2,247
千葉	11,526	664	421	585	580	1,035
	8,694,508	395,834	288,240	334,136	430,932	865,450
	754	596	685	571	743	836
東京	1,228	9	123	58	23	23
	1,130,598	9,652	93,015	50,578	35,144	30,556
	921	1,072	756	872	1,528	1,329
神奈川	4,855	436	409	109	37	494
	2,322,443	149,952	112,218	35,395	13,830	282,703
	478	344	274	325	374	572

上段：数量=kg  
 单位 中断：金額=円  
 下段：単価=円

9月	10月	11月	12月	1月	2月	3月
120	105	100				
89,828	80,640	79,170				
749	768	792				
656	498	842	752	520	679	202
618,994	490,779	720,175	738,825	498,372	708,206	220,451
944	986	855	982	958	1,043	1,091
	9	30	24		9	
	8,269	37,580	27,563		8,505	
	919	1,253	1,148		945	
92	86	89	72	70	77	228
225,110	214,986	223,894	181,126	175,854	193,641	441,788
2,447	2,500	2,516	2,516	2,512	2,515	1,938
12	44	169	38	55	37	11
17,546	46,700	116,772	47,803	52,938	44,307	10,427
1,462	1,061	691	1,258	963	1,197	948
			10			
			31,500			
			3,150			
8	8	16	8	8	16	
37,800	37,800	75,600	37,800	37,800	75,600	
4,725	4,725	4,725	4,725	4,725	4,725	
4		4				
18,480		18,480				
4,620		4,620				
		55	77	148	160	65
		130,044	156,734	300,510	373,226	140,545
		2,364	2,036	2,030	2,333	2,162
42,169	52,353	57,942	56,094	49,332	46,202	30,027
28,703,167	32,526,294	34,898,807	40,599,204	30,239,109	28,918,446	19,453,448
681	621	602	724	613	626	648
8,084	8,308	8,521	9,708	6,155	6,087	2,626
6,830,989	6,780,706	7,183,414	11,343,331	6,262,116	5,965,904	2,414,814
845	816	843	1,168	1,017	980	920
10	1	18	10			
23,100	0	0	23,100			
2,310	0	0	2,310			
	22	40	22			
	15,120	30,240	15,120			
	687	756	687			
16,953	25,035	31,218	26,671	24,909	22,219	7,152
10,607,131	14,037,975	15,934,099	15,518,052	13,490,487	11,826,800	4,477,320
626	561	510	582	542	532	626
		63	30	106	27	83
		24,906	19,022	51,063	18,801	34,244
		395	634	482	696	413
109	83	63	64	54	72	34
115,164	80,388	57,792	61,740	51,156	63,504	31,752
1,057	969	917	965	947	882	934
3,601	3,395	4,034	3,885	3,044	3,642	2,441
3,006,310	2,928,962	3,411,265	3,447,452	2,406,646	3,014,572	1,942,740
835	863	846	887	791	828	796
1,149	1,117	1,203	783	601	912	2,072
319,190	317,875	330,598	306,466	178,878	289,457	536,415
278	285	275	391	298	317	259
18	17	4	25	12	16	5
40,446	30,030	23,730	129,423	26,964	35,952	14,658
2,247	1,766	5,933	5,177	2,247	2,247	2,932
1,120	1,266	1,264	944	1,230	1,595	822
896,960	1,077,064	968,477	764,543	950,837	1,146,692	575,343
801	851	766	810	773	719	700
101	200	227	120	81	93	170
88,211	148,344	210,945	164,388	70,991	129,780	98,994
873	742	929	1,370	876	1,395	582
838	714	159	229	273	1	1,156
186,186	162,771	37,548	461,927	57,593	0	822,320
222	228	236	2,017	211	0	711

## 塩干、加工品

品目別・出荷地	計	4月	5月	6月	7月	8月
揚物	75,813	4,114	3,465	3,292	4,800	5,347
新潟	46,794,531	2,646,197	2,223,144	2,101,118	3,077,895	3,391,633
	617	643	642	638	641	634
石川	563	47	49	46	47	53
	274,974	22,050	24,234	21,168	22,050	25,956
	488	469	495	460	469	490
福井	60	4	8	13	15	13
	43,585	2,898	5,862	9,423	10,872	9,456
	726	725	733	725	725	727
静岡	244	1				2
	433,892	3,360				43,890
	1,778	3,360				21,945
愛知	50,354	5,733	5,299	5,042	3,656	2,918
	30,063,367	3,750,102	3,885,709	3,705,151	2,566,826	1,935,292
	597	654	733	735	702	663
三重	57		12	3		9
	196,875		13,860	0		23,625
	3,454		1,155	0		2,625
滋賀	567	20	66	24	37	42
	240,853	15,120	21,233	8,379	25,398	19,831
	425	756	322	349	686	472
大阪	10					
	5,880					
	588					
兵庫	83	13	3	9	13	3
	395,546	45,371	23,520	60,060	45,045	23,520
	4,766	3,490	7,840	6,673	3,465	7,840
和歌山	73	24		1	24	
	47,880	23,940		0	0	
	656	998		0	0	
鳥取	45	10				10
	36,331	10,500				11,025
	807	1,050				1,103
島根	40					
	113,400					
	2,835					
岡山	2,476	503	304	166	158	268
	1,992,710	438,570	274,351	148,677	121,932	209,844
	805	872	902	896	772	783
山口	599	68	36	21	91	106
	1,249,080	160,860	86,415	36,015	177,450	218,085
	2,085	2,366	2,400	1,715	1,950	2,057
福岡	2					
	22,680					
	11,340					
長崎	10					5
	13,440					6,930
	1,344					1,386
かまぼこ	208,048	16,079	16,516	18,505	17,195	17,555
合計	189,768,361	15,408,541	15,298,573	15,540,531	15,307,153	15,957,295
平均単価	912	958	926	840	890	909
福島	106,276	8,324	8,737	9,774	7,172	7,098
	101,463,021	8,370,940	8,413,868	8,331,726	7,073,451	7,188,770
	955	1,006	963	852	986	1,013
北海道	713	50	46	65	45	72
	1,654,212	116,340	50,064	119,070	92,610	148,680
	2,320	2,327	1,088	1,832	2,058	2,065
宮城	45,869	4,434	4,240	4,069	3,793	3,728
	32,444,420	3,361,067	3,326,108	2,764,420	2,802,785	2,690,360
	707	758	784	679	739	722
山形	70		20	22	20	8
	52,290		14,700	16,170	15,120	6,300
	747		735	735	756	788
茨城	3,472	215	269	261	324	671
	1,106,080	56,443	172,638	82,378	124,920	185,909
	319	263	642	316	386	277

單位 上段：數量=kg  
 中斷：金額=円  
 下段：單價=円

9月	10月	11月	12月	1月	2月	3月
6,233 3,920,621 629	8,310 4,413,624 531	7,429 4,274,724 575	9,074 6,185,984 682	8,334 4,785,404 574	7,158 4,504,986 629	8,257 5,269,201 638
76 34,881 459	75 39,501 527	66 35,532 538	41 20,412 498	28 12,348 441	28 13,314 476	7 3,528 504
7 5,074 725						
30 15,750 525	4 12,863 3,216		3 693 231	36 8,316 231	40 29,316 733	128 319,704 2,498
3,656 2,336,647 639	3,580 2,089,757 584	3,271 1,841,180 563	4,015 1,672,951 417	4,415 1,820,023 412	4,212 1,764,897 419	4,557 2,694,832 591
6 41,580 6,930	9 62,370 6,930	18 55,440 3,080				
40 10,710 268	22 16,632 756	64 20,287 317	192 57,147 298		24 18,459 769	36 27,657 768
				10 5,880 588		
11 71,820 6,529	5 31,920 6,384	10 23,100 2,310	3 23,520 7,840		10 24,150 2,415	3 23,520 7,840
	24 23,940 998					
		10 3,780 378	10 5,513 551	5 5,513 1,103		
0 0 0	16 45,360 2,835	6 17,010 2,835	6 17,010 2,835	6 17,010 2,835	6 17,010 2,835	
93 66,402 714	98 69,972 714	204 329,480 1,615	151 135,240 896	11 7,854 714	48 34,272 714	472 156,116 331
27 61,215 2,267	52 141,120 2,714	50 85,260 1,705	108 221,760 2,053	22 30,030 1,365	12 20,580 1,715	6 10,290 1,715
2 18,270 9,135	0 0 0		0 4,410 0			0 0 0
5 6,510 1,302	0 0 0					
14,346 12,605,853 879	16,710 14,314,892 857	15,828 13,870,057 876	34,131 39,100,882 1,146	13,013 11,104,588 853	15,495 13,306,477 859	12,675 7,953,519 627
6,129 5,915,139 965	6,747 6,708,029 994	7,625 7,449,591 977	22,878 25,434,158 1,112	6,574 5,958,571 906	7,516 6,899,821 918	7,702 3,718,957 483
45 105,210 2,338	30 58,380 1,946	72 136,080 1,890	99 186,480 1,884	82 416,388 5,078	60 136,080 2,268	47 88,830 1,890
3,495 2,344,468 671	4,315 2,628,112 609	3,856 2,357,588 611	4,215 3,569,955 847	3,812 2,390,759 627	4,137 2,968,097 717	1,775 1,240,701 699
411 120,938 294	261 66,871 256	203 52,257 257	304 75,179 247	296 87,121 294	172 44,368 258	85 37,058 436

# 塩干、加工品

品目別・出荷地	計	4月	5月	6月	7月	8月
かまぼこ	10					
栃木	72,828					
	7,283					
埼玉	162	24	27	57	54	
	146,160	20,160	23,184	52,920	49,896	
	902	840	859	928	924	
千葉	2,657	180	236	263	213	135
	1,822,870	165,392	162,435	153,581	161,772	111,203
	686	919	688	584	759	824
東京	1,437	120	110	120	120	110
	7,105,342	538,965	526,166	697,620	663,222	992,387
	4,945	4,491	4,783	5,814	5,527	9,022
神奈川	15,986	396	625	1,528	2,577	2,189
	12,489,676	347,306	460,361	969,902	1,608,273	1,385,789
	781	877	737	635	624	633
新潟	18,076	1,244	1,137	1,242	1,587	2,231
	14,147,182	990,832	895,034	935,643	1,123,275	1,507,092
	783	796	787	753	708	676
石川	893	65	83	98	164	112
	904,953	62,244	79,275	93,156	197,148	105,672
	1,013	958	955	951	1,202	944
静岡	611	48	38	64	57	70
	1,273,755	111,825	79,800	142,800	96,705	117,495
	2,085	2,330	2,100	2,231	1,697	1,679
愛知	7,298	579	681	512	662	630
	6,254,577	541,044	581,721	433,524	547,932	602,910
	857	934	854	847	828	957
三重	37				12	
	49,896				16,632	
	1,349				1,386	
和歌山	3,614	350	244	395	350	452
	6,294,918	596,085	416,073	669,564	602,784	773,619
	1,742	1,703	1,705	1,695	1,722	1,712
山口	201		6			6
	346,626		9,450			9,450
	1,725		1,575			1,575
香川	28	4			4	
	67,200	16,800			16,800	
	2,400	4,200			4,200	
愛媛	632	46	17	35	41	39
	2,053,875	113,098	87,696	78,057	113,828	119,479
	3,250	2,459	5,159	2,230	2,776	3,064
長崎	6					4
	18,480					12,180
	3,080					3,045
ちくわ	96,646	7,438	7,808	8,303	8,678	7,903
合計	72,709,419	6,014,048	5,957,331	6,165,222	6,655,398	6,093,145
平均単価	752	809	763	743	767	771
福島	701	25	55	55	75	58
	1,769,377	63,840	140,448	140,448	157,398	143,598
	2,524	2,554	2,554	2,554	2,099	2,476
青森	15,912	1,563	1,330	1,318	1,338	1,150
	11,815,279	1,150,954	991,494	981,540	990,549	857,871
	743	736	745	745	740	746
宮城	52,449	4,245	4,032	4,437	4,876	4,302
	39,278,815	3,240,362	3,110,982	3,281,726	3,907,822	3,525,803
	749	763	772	740	801	820
神奈川	2		2			
	2,163		2,163			
	1,082		1,082			
新潟	22,015	759	1,916	2,133	2,118	2,190
	13,615,329	554,714	1,189,848	1,335,061	1,293,197	1,333,340
	618	731	621	626	611	609
石川	1					
	609					
	609					

単位 上段：数量=kg  
 中断：金額=円  
 下段：単価=円

9月	10月	11月	12月	1月	2月	3月
			10 72,828 7,283			
128 138,959 1,086	186 144,933 779	338 189,434 560	328 186,726 569	273 180,094 660	289 175,363 607	88 52,978 602
129 858,585 6,656	122 595,634 4,882	139 516,264 3,714	129 450,944 3,496	106 433,724 4,092	132 467,670 3,543	100 364,161 3,642
1,172 720,854 615	1,723 1,051,972 611	1,514 920,670 608	1,781 3,446,458 1,935	671 444,869 663	946 591,693 625	864 541,529 627
1,848 1,184,540 641	2,035 1,351,897 664	936 680,523 727	2,454 3,079,887 1,255	665 519,539 781	1,283 887,794 692	1,414 991,126 701
78 74,340 953	71 68,838 970	58 55,692 960	55 60,564 1,101	40 39,312 983	47 47,964 1,021	22 20,748 943
54 119,700 2,217	86 104,475 1,215	38 66,150 1,741	18 21,525 1,196	28 34,125 1,219	34 75,600 2,224	76 303,555 3,994
510 361,725 709	588 478,359 814	584 539,406 924	1,362 1,262,268 927	259 202,671 783	610 429,786 705	321 273,231 851
13 16,632 1,279			12 16,632 1,386			
308 549,507 1,784	355 621,054 1,749	383 666,330 1,740	342 643,818 1,883	141 250,404 1,776	164 281,505 1,716	130 224,175 1,724
	105 184,086 1,753	24 40,068 1,670	18 30,618 1,701	30 51,786 1,726	12 21,168 1,764	
		4 16,800 4,200			16 16,800 1,050	
26 95,256 3,664	86 252,252 2,933	52 176,904 3,402	126 562,842 4,467	36 95,225 2,645	77 262,768 3,413	51 96,470 1,892
		2 6,300 3,150				
8,259 6,026,892 730	8,812 6,624,279 752	9,686 7,070,013 730	8,832 6,357,478 720	8,011 5,798,050 724	8,215 6,274,765 764	4,701 3,672,798 781
60 153,216 2,554	65 165,984 2,554	65 165,984 2,554	85 186,356 2,192	50 127,680 2,554	84 247,817 2,950	24 76,608 3,192
1,324 982,485 742	1,558 1,156,995 743	1,425 1,057,329 742	1,525 1,130,724 741	1,265 944,685 747	1,343 998,298 743	773 572,355 740
4,512 3,390,450 751	5,307 4,060,425 765	5,606 4,094,593 730	4,878 3,383,151 694	4,477 3,169,095 708	4,230 3,034,825 717	1,547 1,079,581 698
2,275 1,383,561 608	1,769 1,082,955 612	2,169 1,311,448 605	1,935 1,177,817 609	1,523 947,178 622	1,756 1,089,649 621	1,472 916,561 623
	1 609 609					

## 塩干、加工品

品目別・出荷地	計	4月	5月	6月	7月	8月
ちくわ	5,296	810	449	329	229	170
愛知	5,794,974	945,588	500,976	367,542	237,132	174,258
	1,094	1,167	1,116	1,117	1,036	1,025
	109	12	24	1	12	12
兵庫	103,698	10,710	21,420	0	10,710	10,710
	951	893	893	0	893	893
	161	24		30	30	21
和歌山	329,175	47,880		58,905	58,590	47,565
	2,045	1,995		1,964	1,953	2,265
なると	32,165	1,238	1,449	1,584	1,211	1,496
合計	29,786,954	1,034,291	1,206,034	1,228,827	919,333	989,354
平均単価	926	835	832	776	759	661
	29,826	1,207	1,197	1,244	955	973
福島	27,954,475	940,883	1,004,496	1,006,487	814,501	823,058
	937	780	839	809	853	846
	1,552	6	30	23	250	520
宮城	854,183	3,528	16,759	12,571	73,080	150,420
	550	588	559	547	292	289
	560	10	210	310		
神奈川	321,825	10,500	121,275	172,725		
	575	1,050	578	557		
	118					
新潟	87,675					
	743					
	109	15	12	7	6	3
福岡	568,796	79,380	63,504	37,044	31,752	15,876
	5,218	5,292	5,292	5,292	5,292	5,292
その他練製品	752,997	72,675	58,660	60,301	65,918	61,632
合計	491,451,316	42,411,274	37,409,948	39,706,222	40,050,058	40,446,014
平均単価	653	584	638	658	608	656
	58,860	5,658	5,485	4,875	5,043	4,890
福島	92,575,175	8,850,584	8,100,305	7,774,782	7,734,401	7,847,793
	1,573	1,564	1,477	1,595	1,534	1,605
	282	10	10	20	30	16
北海道	524,454	21,000	21,000	32,550	63,000	42,000
	1,860	2,100	2,100	1,628	2,100	2,625
	1,137	78	56	83	131	194
青森	2,231,607	139,440	75,285	143,850	256,305	384,342
	1,963	1,788	1,344	1,733	1,957	1,981
	5,384	757	720	699	452	262
岩手	7,678,934	1,313,977	1,181,044	1,212,575	780,784	356,218
	1,426	1,736	1,640	1,735	1,727	1,360
	206,645	15,901	16,849	16,307	17,012	18,680
宮城	118,848,105	8,955,865	7,882,714	7,791,709	7,981,380	11,230,910
	575	563	468	478	469	601
	878	67	74	84	96	127
秋田	546,596	41,293	45,743	64,026	69,808	74,039
	623	616	618	762	727	583
	32,051	3,043	2,187	2,421	2,711	1,860
山形	12,742,846	1,611,645	1,048,460	1,183,862	1,156,711	906,951
	398	530	479	489	427	488
	144,508	11,298	10,982	11,733	16,006	14,837
茨城	51,668,226	4,495,793	4,280,888	4,331,523	5,095,314	5,021,030
	358	398	390	369	318	338
	340	31	31	21	30	35
栃木	439,395	40,352	40,415	27,437	38,745	43,785
	1,292	1,302	1,304	1,307	1,292	1,251
	22,423	2,310	2,085	2,102	1,978	1,866
群馬	8,710,366	872,132	734,221	745,560	698,632	753,544
	388	378	352	355	353	404
	267	42	8	20	33	78
埼玉	320,124	62,055	15,750	23,730	33,390	86,520
	1,199	1,478	1,969	1,187	1,012	1,109
	43,411	3,706	3,589	3,197	3,045	2,705
千葉	40,606,672	3,505,300	3,427,501	3,113,165	2,986,465	2,612,560
	935	946	955	974	981	966



上段：数量=kg  
 单位 中断：金額=円  
 下段：単価=円

9月	10月	11月	12月	1月	2月	3月
78	100	400	377	672	802	880
97,650	128,016	408,844	429,660	583,204	904,176	1,017,928
1,252	1,280	1,022	1,140	868	1,127	1,157
		12	12	24		
		11,970	11,970	26,208		
		998	998	1,092		
10	12	9	20			5
19,530	29,295	19,845	37,800			9,765
1,953	2,441	2,205	1,890			1,953
1,249	1,598	1,758	15,972	1,969	1,560	1,081
1,043,889	1,320,238	1,515,714	16,611,503	1,734,979	1,377,917	804,875
836	826	862	1,040	881	883	745
1,209	1,547	1,749	15,482	1,961	1,543	759
981,998	1,267,003	1,468,086	16,009,801	1,698,045	1,300,553	639,564
812	819	839	1,034	866	843	843
30	15		420		3	255
8,971	4,158		536,539		3,276	44,881
299	277		1,277		1,092	176
	30					
	17,325					
	578					
			66			52
			43,995			43,680
			667			840
10	6	9	4	8	14	15
52,920	31,752	47,628	21,168	36,934	74,088	76,750
5,292	5,292	5,292	5,292	4,617	5,292	5,117
62,481	65,166	70,966	69,258	62,757	58,423	44,760
38,694,235	41,191,266	46,800,426	57,096,618	39,108,442	38,290,931	30,245,882
619	632	659	824	623	655	676
5,390	4,841	5,483	6,110	4,450	4,449	2,186
8,039,829	7,440,819	8,805,138	11,233,287	6,169,145	7,194,387	3,384,705
1,492	1,537	1,606	1,839	1,386	1,617	1,548
10	13	29	109	25	10	
21,000	36,624	73,500	117,705	75,075	21,000	
2,100	2,817	2,534	1,080	3,003	2,100	
99	94	116	169	32	48	37
202,545	187,530	271,740	271,635	84,000	126,000	88,935
2,046	1,995	2,343	1,607	2,625	2,625	2,404
586	437	387	282	203	479	120
786,820	461,098	391,388	278,061	198,660	602,179	116,130
1,343	1,055	1,011	986	979	1,257	968
18,075	19,225	21,164	21,128	20,070	15,507	6,727
9,605,734	10,580,363	12,719,711	16,891,334	11,306,880	9,228,040	4,673,465
531	550	601	799	563	595	695
112	107	59	38	20	25	69
62,750	52,027	45,248	30,768	13,004	23,438	24,452
560	486	767	810	650	938	354
1,987	1,631	3,748	2,907	3,884	3,814	1,858
784,276	711,182	1,209,518	1,098,843	1,220,368	1,117,952	693,078
395	436	323	378	314	293	373
14,020	12,516	11,156	11,688	11,896	12,552	5,824
4,667,674	4,248,087	3,912,063	4,121,543	4,562,474	4,540,779	2,391,058
333	339	351	353	384	362	411
40	30	20	50	10	32	10
51,660	38,745	25,830	64,575	12,915	42,021	12,915
1,292	1,292	1,292	1,292	1,292	1,313	1,292
1,993	1,948	2,272	1,721	1,548	1,689	911
833,578	798,135	908,744	716,058	646,789	648,964	354,009
418	410	400	416	418	384	389
26	3	23	8	6	17	3
27,405	2,100	25,410	16,632	3,990	22,617	525
1,054	700	1,105	2,079	665	1,330	175
3,225	3,879	4,158	4,383	3,885	3,948	3,691
3,167,916	3,656,867	3,897,888	4,097,622	3,371,841	3,510,297	3,259,250
982	943	937	935	868	889	883

## 塩干、加工品

品目別・出荷地	計	4月	5月	6月	7月	8月
その他練製品	42,077	13,795	2,362	2,003	2,260	1,534
東京	23,854,616	1,531,932	2,182,991	1,881,847	2,227,902	1,438,032
	567	111	924	940	986	937
神奈川	6,959	985	635	762	676	439
	3,534,030	539,166	329,075	349,112	326,833	195,464
	508	547	518	458	483	445
新潟	119,579	9,188	9,797	10,179	11,261	9,081
	58,895,572	4,464,928	4,324,585	5,025,818	5,552,775	4,256,864
	493	486	441	494	493	469
石川	349					
	194,241					
	557					
福井	9,753	644	446	330	379	389
	5,602,060	306,135	200,923	171,131	197,001	207,459
	574	475	451	519	520	533
山梨	100					
	48,280					
	483					
長野	18	1	2	2	1	4
	215,267	12,128	24,256	24,256	12,128	48,511
	11,959	12,128	12,128	12,128	12,128	12,128
岐阜	314	39	48	43	22	34
	509,849	66,339	81,648	73,143	37,422	35,742
	1,624	1,701	1,701	1,701	1,701	1,051
静岡	5,530	435	402	430	412	409
	9,366,159	711,570	687,605	709,962	676,369	642,676
	1,694	1,636	1,710	1,651	1,642	1,571
愛知	46,039	4,134	1,958	4,179	3,632	3,609
	41,235,296	3,848,998	1,755,054	3,947,694	3,097,412	3,214,294
	896	931	896	945	853	891
三重	387	119	140	18	33	9
	909,930	85,680	111,090	15,120	76,923	7,560
	2,351	720	794	840	2,331	840
滋賀	2,226	86	522	270	401	323
	794,993	48,143	141,100	47,804	129,712	170,068
	357	560	270	177	323	527
大阪	45	4	9	1	6	6
	415,800	36,960	83,160	9,240	55,440	55,440
	9,240	9,240	9,240	9,240	9,240	9,240
兵庫	152	13	10	21	16	18
	716,616	61,111	47,250	99,068	75,600	85,050
	4,715	4,701	4,725	4,718	4,725	4,725
鳥取	11	1	1	1	1	1
	207,900	19,782	10,080	19,782	19,782	19,782
	18,900	19,782	10,080	19,782	19,782	19,782
島根	109					
	139,236					
	1,277					
岡山	439	91	45	252	9	2
	243,488	67,670	33,453	102,916	6,689	0
	555	744	743	408	743	0
広島	1,863	135	171	177	180	151
	4,016,670	292,950	371,070	384,090	390,600	325,500
	2,156	2,170	2,170	2,170	2,170	2,156
山口	12					1
	161,679					26,880
	13,473					26,880
香川	231	49	21	27	28	25
	494,600	101,430	49,592	57,834	58,692	58,842
	2,141	2,070	2,362	2,142	2,096	2,354
愛媛	537	39	11	34	34	47
	2,494,208	204,604	80,850	232,134	213,843	298,158
	4,645	5,246	7,350	6,827	6,290	6,344
福岡	79	16	4	10		
	508,326	102,312	42,840	110,502		
	6,435	6,395	10,710	11,050		

単位 上段：数量=kg  
 中断：金額=円  
 下段：単価=円

9月	10月	11月	12月	1月	2月	3月
1,685	2,198	2,548	2,863	2,368	2,506	5,955
1,523,722	1,780,212	2,224,983	2,756,648	1,636,459	1,857,124	2,812,764
904	810	873	963	691	741	472
414	399	548	419	437	776	469
180,462	214,462	242,365	207,047	177,324	519,445	253,275
436	537	442	494	406	669	540
10,950	12,525	12,256	9,775	8,187	7,066	9,314
4,557,290	4,726,968	5,250,833	7,112,113	4,534,232	3,565,885	5,523,281
416	377	428	728	554	505	593
28	146	155		17		3
22,209	79,333	69,386		19,816		3,497
793	543	448		1,166		1,166
793	667	864	1,289	1,271	2,038	643
389,038	375,421	648,882	758,224	790,873	1,159,137	397,836
491	563	751	588	622	569	619
			100			
			48,280			
			483			
2		2	3		0	1
21,799		24,256	36,383		0	11,550
10,900		12,128	12,128		0	11,550
17	24	24	18	20	18	7
28,697	38,934	40,824	30,618	34,020	30,618	11,844
1,688	1,622	1,701	1,701	1,701	1,701	1,692
418	716	378	400	329	365	836
697,192	1,170,834	616,620	873,923	531,636	545,934	1,501,838
1,668	1,635	1,631	2,185	1,616	1,496	1,796
2,234	3,378	5,182	4,988	4,008	2,783	5,954
2,218,003	3,505,160	4,319,786	4,674,030	3,413,601	2,940,887	4,300,377
993	1,038	834	937	852	1,057	722
20	22	4	14	4	2	2
51,030	86,310	71,820	259,560	71,820	37,107	35,910
2,552	3,923	17,955	18,540	17,955	18,554	17,955
94	30	50	350		100	
60,968	36,128	15,120	113,190		32,760	
649	1,204	302	323		328	
	4	5	10			
	36,960	46,200	92,400			
	9,240	9,240	9,240			
13	19	20	20		2	
61,425	89,775	94,500	94,500		8,337	
4,725	4,725	4,725	4,725		4,169	
		1	1	2	1	1
		19,782	19,782	39,564	19,782	19,782
		19,782	19,782	19,782	19,782	19,782
0	43	42	8	8	8	
0	55,320	50,652	11,088	11,088	11,088	
0	1,287	1,206	1,386	1,386	1,386	
	0	0		0	40	
	0	0		0	32,760	
	0	0		0	819	
146	183	198	315	33	78	96
312,480	397,110	416,640	677,040	71,610	169,260	208,320
2,140	2,170	2,104	2,149	2,170	2,170	2,170
3	6	1	1			
66,864	14,175	26,880	26,880			
22,288	2,363	26,880	26,880			
16	9	10	18	16	6	6
34,272	19,278	21,420	38,178	31,815	10,395	12,852
2,142	2,142	2,142	2,121	1,988	1,733	2,142
84	55	61	70	27	43	32
206,887	289,149	313,299	293,139	68,733	173,061	120,351
2,463	5,257	5,136	4,188	2,546	4,025	3,761
1	18		3	1	18	8
10,710	62,160		35,532	10,710	96,180	37,380
10,710	3,453		11,844	10,710	5,343	4,673

## 塩干、加工品

品目別・出荷地	計	4月	5月	6月	7月	8月
その他練製品	2					
長崎	0					
	0					
佃煮・漬物	68,481	5,733	4,908	5,239	5,152	6,594
合計	80,282,440	6,696,174	5,476,110	5,520,213	6,439,197	7,385,361
平均単価	1,172	1,168	1,116	1,054	1,250	1,120
	1,231	64	89	37	104	43
福島	2,882,767	57,342	57,917	26,448	1,035,962	55,336
	2,342	896	651	715	9,961	1,287
	1,485	97	84	60	123	205
青森	2,749,068	174,447	148,554	106,596	248,535	406,728
	1,851	1,798	1,769	1,777	2,021	1,984
	142	23	15	13	15	17
岩手	275,142	44,526	29,143	25,256	29,142	33,028
	1,938	1,936	1,943	1,943	1,943	1,943
	1,306	123	40	87	29	92
宮城	4,421,379	499,957	194,485	296,501	165,486	373,332
	3,385	4,065	4,862	3,408	5,706	4,058
	2,163	175	66	69	100	53
山形	2,826,474	227,388	87,087	97,608	109,200	65,940
	1,307	1,299	1,320	1,415	1,092	1,244
	266	28	24	27	24	16
茨城	453,600	45,360	45,360	45,360	45,360	30,240
	1,705	1,620	1,890	1,680	1,890	1,890
	140	15		12	22	36
栃木	164,094	20,034		9,450	26,670	49,056
	1,172	1,336		788	1,212	1,363
	691	54	69	41	57	87
埼玉	1,200,990	94,500	110,250	68,250	94,500	152,040
	1,738	1,750	1,598	1,665	1,658	1,748
	691	55	54	48	73	46
千葉	1,540,532	101,335	97,252	83,745	117,000	83,527
	2,229	1,842	1,801	1,745	1,603	1,816
	36,333	3,253	2,527	2,744	2,748	3,746
東京	41,683,451	3,845,065	3,014,403	2,935,821	2,934,456	4,136,230
	1,147	1,182	1,193	1,070	1,068	1,104
	215	21	18	18	15	35
神奈川	302,730	29,769	25,517	25,516	21,264	47,567
	1,408	1,418	1,418	1,418	1,418	1,359
	2,502	192	183	193	176	141
新潟	2,911,672	129,816	143,453	147,865	142,220	116,328
	1,164	676	784	766	808	825
	35					
静岡	89,565					
	2,559					
	1,183	102	140	124	84	118
愛知	1,302,978	109,221	157,437	139,881	88,998	129,990
	1,101	1,071	1,125	1,128	1,060	1,102
	10				5	
三重	10,080				5,040	
	1,008				1,008	
	16,529	1,356	1,424	1,384	1,279	1,689
兵庫	13,627,247	1,129,443	1,160,544	1,165,710	1,079,589	1,405,866
	824	833	815	842	844	832
	31					
和歌山	77,270					
	2,493					
	1,697	64	57	242	132	122
岡山	1,231,230	41,664	46,368	163,254	76,860	107,058
	726	651	813	675	582	878
	429	18	36	37	48	18
広島	632,679	34,020	49,140	53,865	65,678	29,295
	1,475	1,890	1,365	1,456	1,368	1,628
	1,314	88	80	88	113	130
香川	1,742,958	103,887	100,800	103,887	144,837	163,800
	1,326	1,181	1,260	1,181	1,282	1,260

単位 上段：数量=kg  
 中断：金額=円  
 下段：単価=円

9月	10月	11月	12月	1月	2月	3月
0		2				
0		0				
0		0				
5,001	5,321	6,148	10,412	3,321	4,736	5,916
6,062,016	5,993,781	6,859,200	14,391,123	3,909,610	5,678,221	5,871,434
1,212	1,126	1,116	1,382	1,177	1,199	992
52	199	176	320	63	68	16
582,475	250,333	226,282	389,401	96,435	81,188	23,648
11,201	1,258	1,286	1,217	1,531	1,194	1,478
170	183	131	145	86	134	67
322,623	334,467	251,559	247,779	155,358	249,039	103,383
1,898	1,828	1,920	1,709	1,806	1,859	1,543
14	10	10	7	4	10	4
27,201	18,846	19,428	13,600	7,771	19,429	7,772
1,943	1,885	1,943	1,943	1,943	1,943	1,943
70	108	138	309	107	152	51
233,389	338,347	437,777	841,400	302,021	543,977	194,707
3,334	3,133	3,172	2,723	2,823	3,579	3,818
496	193	235	218	175	252	131
630,840	277,536	302,232	277,977	258,657	327,789	164,220
1,272	1,438	1,286	1,275	1,478	1,301	1,254
18	27	36	18	20	28	
30,240	45,360	60,480	30,240	30,240	45,360	
1,680	1,680	1,680	1,680	1,512	1,620	
	14	17	24			
	14,700	25,284	18,900			
	1,050	1,487	788			
68	60	93	87	21	30	24
130,200	105,000	162,750	152,250	36,750	52,500	42,000
1,915	1,750	1,750	1,750	1,750	1,750	1,750
30	55	56	177	41	37	19
62,923	104,891	100,266	585,178	79,548	79,370	45,497
2,097	1,907	1,790	3,306	1,940	2,145	2,395
2,530	2,453	2,891	6,087	1,795	2,388	3,171
2,684,451	2,729,034	3,252,564	7,904,559	2,153,550	2,841,930	3,251,388
1,061	1,113	1,125	1,299	1,200	1,190	1,025
24	15	15	33	6	6	9
34,021	21,263	21,265	46,778	8,506	8,506	12,758
1,418	1,418	1,418	1,418	1,418	1,418	1,418
134	251	148	543	119	244	178
97,651	198,093	83,073	1,495,886	54,866	173,375	129,046
729	789	561	2,755	461	711	725
					11	24
					25,305	64,260
					2,300	2,678
60	72	100	249		74	60
67,453	77,154	116,645	270,816		81,753	63,630
1,124	1,072	1,166	1,088		1,105	1,061
5						
5,040						
1,008						
1,091	1,375	1,685	1,635	693	1,033	1,885
894,495	1,170,204	1,393,581	1,341,522	548,804	856,233	1,481,256
820	851	827	821	792	829	786
		5		8	18	
		14,175		20,003	43,092	
		2,835		2,500	2,394	
104	116	234	224	128	138	136
88,872	76,272	174,594	206,640	78,036	86,226	85,386
855	658	746	923	610	625	628
27	33	42	50	35	48	37
36,855	53,865	58,590	78,435	53,865	66,150	52,921
1,365	1,632	1,395	1,569	1,539	1,378	1,430
98	142	116	280	20	55	104
116,487	153,216	125,055	476,028	25,200	80,199	149,562
1,189	1,079	1,078	1,700	1,260	1,458	1,438

## 塩干、加工品

品目別・出荷地	計	4月	5月	6月	7月	8月
佃煮・漬物	88	5	2	15	5	
愛媛	156,534	8,400	8,400	25,200	8,400	
	1,779	1,680	4,200	1,680	1,680	
福岡	0	0				
	0	0				
	0	0				
切身もろみ	40,658	5,181	4,619	4,578	3,428	2,645
合計	39,522,610	4,341,881	3,717,195	4,015,800	3,700,353	3,081,949
平均単価	972	838	805	877	1,079	1,165
福島	9,661	1,219	781	892	912	890
	10,116,416	1,155,179	975,324	929,272	946,029	983,998
	1,047	948	1,249	1,042	1,037	1,106
北海道	103			5	20	10
	189,840			12,600	25,200	25,200
	1,843			2,520	1,260	2,520
青森	783	68	157	183	71	
	577,941	69,300	112,392	149,058	37,863	
	738	1,019	716	815	533	
宮城	29,521	3,894	3,634	3,458	2,290	1,717
	27,965,405	3,117,402	2,587,370	2,902,400	2,590,566	2,051,331
	947	801	712	839	1,131	1,195
茨城	155		19	32		
	86,856		18,547	14,700		
	560		976	459		
群馬	114				56	28
	84,735				41,895	21,420
	743				748	765
東京	213		22		71	
	195,237		9,072		50,610	
	917		412		713	
神奈川	6		6			
	14,490		14,490			
	2,415		2,415			
静岡	24			8	8	
	24,360			7,770	8,190	
	1,015			971	1,024	
三重	72					
	255,780					
	3,553					
山口	6					
	11,550					
	1,925					
切身粕	99,027	10,299	7,446	8,465	8,596	8,597
合計	87,743,680	8,931,046	7,003,026	8,028,319	7,608,878	7,715,689
平均単価	886	867	941	948	885	897
福島	862	752	-370		410	10
	366,955	302,400	-149,184		126,840	11,550
	426	402	403		309	1,155
青森	268	70	108	90		
	93,345	32,550	36,540	24,255		
	348	465	338	270		
宮城	74,143	7,034	6,022	6,989	6,674	7,462
	68,421,398	6,884,699	5,892,504	6,829,826	6,292,377	6,758,981
	923	979	978	977	943	906
茨城	390	50	20	40	30	30
	655,200	84,000	33,600	67,200	50,400	50,400
	1,680	1,680	1,680	1,680	1,680	1,680
群馬	16,146	1,869	1,332	922	1,097	783
	10,401,348	1,032,990	794,262	626,619	689,021	541,884
	644	553	596	680	628	692
埼玉	105	5	8	19	11	12
	268,002	11,172	22,218	39,102	27,930	33,516
	2,552	2,234	2,777	2,058	2,539	2,793
東京	4,685	144	150	105	75	115
	4,636,611	142,254	143,766	101,640	75,600	114,240
	990	988	958	968	1,008	993

単位 上段：数量=kg  
 中断：金額=円  
 下段：単価=円

9月	10月	11月	12月	1月	2月	3月
10 16,800 1,680	15 25,200 1,680	20 33,600 1,680	6 13,734 2,289		10 16,800 1,680	
3,281 3,285,042 1,001	2,717 2,887,547 1,063	3,430 3,342,040 974	3,174 3,126,270 985	2,808 2,786,857 992	2,735 2,923,475 1,069	2,062 2,314,201 1,122
814 846,028 1,039	781 826,555 1,058	747 791,170 1,059	791 716,187 905	701 727,987 1,038	679 730,479 1,076	454 488,208 1,075
	16 35,112 2,195	36 58,464 1,624	16 33,264 2,079			
40 25,200 630		120 92,400 770	100 59,220 592	20 12,600 630	12 7,560 630	12 12,348 1,029
2,413 2,403,104 996	1,872 1,994,485 1,065	2,511 2,379,846 948	2,243 2,292,924 1,022	2,049 2,018,235 985	1,988 2,152,197 1,083	1,452 1,475,545 1,016
	32 15,120 473			8 7,560 945	48 23,159 482	16 7,770 486
14 10,710 765	8 5,355 669		8 5,355 669			
	8 10,920 1,365	16 20,160 1,260	8 10,920 1,365	30 20,475 683	8 10,080 1,260	50 63,000 1,260
			8 8,400 1,050			
						72 255,780 3,553
						6 11,550 1,925
8,561 7,219,007 843	7,794 6,662,066 855	8,997 7,772,413 864	9,171 8,341,922 910	8,233 6,972,561 847	8,428 7,379,593 876	4,440 4,109,160 925
10 11,550 1,155			25 23,258 930	25 40,541 1,622		
6,939 5,856,012 844	5,656 4,898,507 866	6,299 5,611,576 891	6,837 6,405,480 937	5,751 4,991,514 868	5,726 5,213,012 910	2,754 2,786,910 1,012
30 50,400 1,680	40 67,200 1,680	30 50,400 1,680	70 117,600 1,680	20 33,600 1,680	30 50,400 1,680	
989 671,958 679	1,168 751,401 643	1,773 1,167,012 658	1,442 944,664 655	1,604 1,064,406 664	1,852 1,215,795 656	1,315 901,336 685
8 22,344 2,793	9 22,344 2,483	6 16,758 2,793	12 33,516 2,793	8 22,344 2,793	5 11,172 2,234	2 5,586 2,793
435 420,630 967	802 768,264 958	705 693,042 983	595 581,154 977	685 664,335 970	625 665,196 1,064	249 266,490 1,070

## 塩干、加工品

品目別・出荷地	計	4月	5月	6月	7月	8月
切身粕	7		7			
神奈川	15,435		15,435			
	2,205		2,205			
	2,380	355	165	300	290	185
石川	2,825,294	428,139	204,435	339,677	327,810	205,118
	1,187	1,206	1,239	1,132	1,130	1,109
	6	6				
静岡	2,237	2,237				
	373	373				
	35	14	4		9	
兵庫	57,855	10,605	9,450		18,900	
	1,653	758	2,363		2,100	
切身みりん	111,563	10,183	10,217	11,543	13,367	9,050
合計	86,493,585	8,395,896	7,940,980	8,308,396	9,277,391	7,367,618
平均単価	775	825	777	720	694	814
	8,872	602	653	1,004	1,299	1,058
福島	9,711,106	539,340	664,017	953,418	1,313,702	1,189,362
	1,095	896	1,017	950	1,011	1,124
	1,098	11	14	219	601	
北海道	845,671	21,252	9,072	153,899	459,900	
	770	1,932	648	703	765	
	26,874	980	2,557	3,506	3,734	2,280
青森	8,724,166	198,576	876,277	987,056	1,158,372	736,249
	325	203	343	282	310	323
	11,210	1,723	1,292	1,127	1,008	720
宮城	12,093,797	1,708,146	1,322,998	1,181,549	1,035,852	831,910
	1,079	991	1,024	1,048	1,028	1,155
	13,578	1,579	1,254	1,159	1,196	919
茨城	10,297,001	1,023,422	920,590	782,379	842,607	695,887
	758	648	734	675	705	757
	22,877	2,726	2,266	2,101	3,241	1,548
千葉	11,743,201	1,552,510	1,276,412	1,045,192	1,547,595	781,568
	513	570	563	497	478	505
	102			8	24	
東京	74,393			16,380	24,360	
	729			2,048	1,015	
	20,389	1,891	1,642	1,841	1,688	2,038
静岡	25,484,580	2,594,728	2,249,426	2,525,511	2,240,601	2,571,690
	1,250	1,372	1,370	1,372	1,327	1,262
	6,563	671	539	578	576	487
山口	7,519,670	757,922	622,188	663,012	654,402	560,952
	1,146	1,130	1,154	1,147	1,136	1,152
切身しょうが	7,181	787	725	764	732	706
合計	5,843,541	624,351	631,922	594,762	578,353	567,735
平均単価	814	793	872	778	790	804
	3,912	469	431	446	336	310
福島	3,216,850	369,873	334,908	347,613	277,528	262,647
	822	789	777	779	826	847
	3,132	285	294	318	384	372
青森	2,509,091	216,342	297,014	247,149	286,965	298,368
	801	759	1,010	777	747	802
	106	30			12	24
宮城	87,360	33,600			13,860	6,720
	824	1,120			1,155	280
	28					
茨城	25,704					
	918					
	3	3				
東京	4,536	4,536				
	1,512	1,512				
その他切身	166,873	13,083	11,857	11,215	14,238	12,924
合計	154,178,911	14,421,400	13,256,215	10,815,677	12,326,488	11,831,163
平均単価	924	1,102	1,118	964	866	915
	22,075	1,678	1,569	2,400	2,231	2,118
福島	26,788,502	4,527,775	4,390,599	2,306,389	1,925,722	1,814,126
	1,214	2,698	2,798	961	863	857



上段：数量=kg  
 单位 中断：金額=円  
 下段：単価=円

9月	10月	11月	12月	1月	2月	3月
150	115	180	190	140	190	120
186,113	144,900	224,175	236,250	155,821	224,018	148,838
1,241	1,260	1,245	1,243	1,113	1,179	1,240
	4	4				
	9,450	9,450				
	2,363	2,363				
10,231	8,142	7,213	8,010	5,992	8,763	8,852
6,969,964	6,731,499	6,436,168	6,816,910	5,477,630	6,584,068	6,187,065
681	827	892	851	914	751	699
821	888	707	756	284	361	439
954,129	974,265	847,625	981,057	352,916	441,210	500,065
1,162	1,097	1,199	1,298	1,243	1,222	1,139
8	144	11	8		72	10
5,513	127,008	21,252	1,575		37,800	8,400
689	882	1,932	197		525	840
5,071	1,790	376	819	828	2,357	2,576
1,648,777	703,742	190,134	324,639	340,326	713,773	846,245
325	393	506	396	411	303	329
664	909	861	635	755	864	652
771,392	1,046,862	930,514	718,994	894,281	980,929	670,370
1,162	1,152	1,081	1,132	1,184	1,135	1,028
594	798	1,075	1,170	794	1,214	1,826
490,956	651,243	877,271	963,336	617,435	901,317	1,530,558
827	816	816	823	778	742	838
952	1,615	1,861	2,365	1,330	1,596	1,276
499,847	820,638	932,663	1,160,028	700,512	811,545	614,691
525	508	501	490	527	508	482
		18	25		27	
		11,340	8,138		14,175	
		630	326		525	
1,646	1,504	1,819	1,682	1,441	1,607	1,590
2,046,714	1,836,583	2,062,527	2,020,701	1,929,371	1,916,672	1,490,056
1,243	1,221	1,134	1,201	1,339	1,193	937
475	494	485	550	560	665	483
552,636	571,158	562,842	638,442	642,789	766,647	526,680
1,163	1,156	1,160	1,161	1,148	1,153	1,090
510	530	497	484	554	583	309
390,487	418,973	408,009	425,082	453,222	481,005	269,640
766	791	821	878	818	825	873
318	307	273	251	285	292	194
257,242	254,207	230,454	216,972	246,078	251,748	167,580
809	828	844	864	863	862	864
168	223	192	221	269	291	115
116,865	164,766	147,231	195,930	207,144	229,257	102,060
696	739	767	887	770	788	887
24		4	12			
16,380		4,620	12,180			
683		1,155	1,015			
		28				
		25,704				
		918				
11,526	15,169	16,719	19,245	17,315	14,633	8,949
11,311,832	12,638,178	14,816,353	17,963,241	13,827,349	12,948,641	8,022,374
981	833	886	933	799	885	896
1,686	2,218	1,708	2,498	1,210	1,695	1,064
2,673,958	1,749,196	1,399,662	2,485,382	998,584	1,391,533	1,125,576
1,586	789	819	995	825	821	1,058

## 塩干、加工品

品目別・出荷地	計	4月	5月	6月	7月	8月
その他切身	480	47	51	18	42	41
北海道	1,769,493	225,015	135,345	104,370	117,621	186,375
	3,686	4,788	2,654	5,798	2,801	4,546
青森	11,712	1,008	1,035	1,129	2,203	1,322
	12,482,895	1,126,837	1,184,816	1,092,384	1,605,699	1,333,948
	1,066	1,118	1,145	968	729	1,009
宮城	67,279	4,540	3,806	3,119	4,395	3,162
	59,199,022	3,964,652	3,303,390	3,189,720	3,935,878	3,354,754
	880	873	868	1,023	896	1,061
茨城	41,992	3,626	3,641	2,802	3,299	3,691
	32,574,267	2,950,765	2,840,322	2,444,739	2,673,857	2,809,525
	776	814	780	872	811	761
千葉	17,982	1,763	1,566	1,419	1,762	2,060
	13,358,186	1,083,558	993,292	1,007,260	1,492,446	1,684,284
	743	615	634	710	847	818
東京	972	48	61	40	43	61
	2,802,102	264,285	235,515	182,301	191,646	212,226
	2,883	5,506	3,861	4,558	4,457	3,479
神奈川	119	24	12	10	10	13
	159,661	36,173	15,436	12,864	12,864	18,009
	1,342	1,507	1,286	1,286	1,286	1,385
静岡	2,295	228	24	227	162	129
	3,486,814	93,240	60,438	456,750	331,695	247,396
	1,519	409	2,518	2,012	2,048	1,918
愛知	233	41	25		6	10
	435,519	95,130	52,920		11,340	17,640
	1,869	2,320	2,117		1,890	1,764
京都	24	8	7	3	1	5
	59,010	21,840	19,110	5,670	1,890	10,500
	2,459	2,730	2,730	1,890	1,890	2,100
兵庫	3					
	6,426					
	2,142					
山口	317		12			
	450,030		12,432			
	1,420		1,036			
福岡	1,390	72	48	48	84	312
	606,984	32,130	12,600	13,230	25,830	142,380
	437	446	263	276	308	456
生珍味 合計 平均単価	254,425	27,294	20,847	22,829	24,242	23,723
	262,826,460	27,185,978	19,853,847	21,321,759	24,976,431	27,534,470
	1,033	996	952	934	1,030	1,161
福島	15,102	1,226	738	582	721	849
	19,119,883	1,469,285	984,169	565,157	1,937,256	2,530,538
	1,266	1,198	1,334	971	2,687	2,981
北海道	8,232	737	488	633	539	851
	15,277,548	1,591,201	942,294	1,190,991	1,043,496	1,668,885
	1,856	2,159	1,931	1,882	1,936	1,961
青森	3,861	456	441	333	302	332
	3,136,926	334,092	337,067	279,705	234,827	240,973
	812	733	764	840	778	726
岩手	2,847	799	651	550	136	95
	1,904,144	561,314	451,037	400,462	99,345	58,842
	669	703	693	728	730	619
宮城	87,561	11,349	7,363	9,009	9,796	7,208
	89,815,656	11,608,146	7,306,229	8,788,718	9,654,265	9,139,013
	1,026	1,023	992	976	986	1,268
山形	21			21		
	4,410			4,410		
	210			210		
茨城	15,567	1,379	1,346	1,395	1,387	1,798
	18,598,034	1,685,839	1,597,964	1,701,063	1,617,662	2,483,870
	1,195	1,223	1,187	1,219	1,166	1,381
群馬	43,322	5,404	5,059	4,920	3,967	3,764
	20,209,987	2,454,483	2,299,379	2,243,973	1,870,219	1,782,071
	467	454	455	456	471	473

単位 上段：数量=kg  
 中断：金額=円  
 下段：単価=円

9月	10月	11月	12月	1月	2月	3月
26	43	60	67	34	41	10
93,975	119,805	215,104	258,878	123,270	127,890	61,845
3,614	2,786	3,585	3,864	3,626	3,119	6,185
782	725	638	1,103	624	665	478
806,451	803,378	848,163	1,283,171	808,990	824,599	764,459
1,031	1,108	1,329	1,163	1,296	1,240	1,599
3,865	6,064	9,118	9,518	10,230	5,900	3,562
3,616,279	5,107,180	8,006,835	8,741,674	7,583,936	5,483,434	2,911,290
936	842	878	918	741	929	817
3,096	4,149	3,311	3,644	3,620	4,328	2,785
2,365,749	2,842,143	2,523,263	2,835,708	2,822,650	3,194,927	2,270,619
764	685	762	778	780	738	815
1,275	1,523	1,331	1,864	1,184	1,404	831
1,079,595	1,266,805	914,886	1,436,043	898,349	984,312	517,356
847	832	687	770	759	701	623
95	185	70	109	116	118	26
190,124	412,978	205,864	363,953	210,420	257,346	75,444
2,001	2,232	2,941	3,339	1,814	2,181	2,902
18	16	8	8			
23,155	20,580	10,290	10,290			
1,286	1,286	1,286	1,286			
540	120	241	204	150	174	96
368,550	245,700	491,400	331,695	307,125	356,265	196,560
683	2,048	2,039	1,626	2,048	2,048	2,048
20	6	62	50	3		10
35,280	7,875	107,289	88,200	3,465		16,380
1,764	1,313	1,730	1,764	1,155		1,638
3						
6,426						
2,142						
		28	36	24	166	51
		36,267	47,607	23,940	265,839	63,945
		1,295	1,322	998	1,601	1,254
120	120	144	144	120	142	36
52,290	62,538	57,330	80,640	46,620	62,496	18,900
436	521	398	560	389	440	525
20,817	21,189	20,036	26,610	14,005	19,913	12,920
19,908,510	22,329,749	21,224,442	32,363,002	13,569,825	18,357,519	14,200,928
956	1,054	1,059	1,216	969	922	1,099
1,414	2,191	1,887	1,863	1,605	1,475	551
1,679,474	2,700,541	1,504,414	2,486,008	1,482,177	1,049,616	731,248
1,188	1,233	797	1,334	923	712	1,327
556	952	941	1,290	394	469	382
1,042,773	1,709,020	1,418,870	2,350,999	740,556	873,511	704,952
1,875	1,795	1,508	1,822	1,880	1,862	1,845
289	321	249	304	272	303	259
239,991	239,126	196,309	266,772	231,069	253,764	283,231
830	745	788	878	850	838	1,094
34	122	134	32	122	122	50
20,412	63,252	79,884	17,892	63,252	63,252	25,200
600	518	596	559	518	518	504
6,926	6,787	5,998	9,333	4,083	6,387	3,322
6,914,926	7,525,073	6,483,184	9,487,467	3,748,756	6,036,491	3,123,388
998	1,109	1,081	1,017	918	945	940
1,210	1,360	1,278	1,197	944	1,139	1,134
1,422,120	1,551,207	1,478,642	1,496,597	1,074,780	1,269,450	1,218,840
1,175	1,141	1,157	1,250	1,139	1,115	1,075
3,980	3,746	2,875	2,170	2,350	3,596	1,491
1,848,745	1,746,677	1,385,581	1,033,698	1,119,398	1,696,292	729,471
465	466	482	476	476	472	489

## 塩干、加工品

品目別・出荷地	計	4月	5月	6月	7月	8月
生珍味	3,506	242	403	266	399	593
埼玉	3,715,468	260,505	452,582	259,896	350,952	528,350
	1,060	1,076	1,123	977	880	891
千葉	1,194	22	4	32	54	18
	2,992,374	181,440	30,240	111,888	264,600	151,200
	2,506	8,247	7,560	3,497	4,900	8,400
東京	35,586	3,193	2,557	2,648	3,015	3,292
	40,686,852	3,908,881	3,135,484	2,897,633	3,662,804	4,039,991
	1,143	1,224	1,226	1,094	1,215	1,227
神奈川	17,875	813	673	782	2,377	3,465
	21,220,716	1,114,652	937,173	1,147,079	2,322,114	3,123,084
	1,187	1,371	1,393	1,467	977	901
新潟	12,444	807	751	848	925	794
	15,204,689	982,645	853,234	902,974	1,102,673	848,911
	1,222	1,218	1,136	1,065	1,192	1,069
富山	70	10	20		10	
	122,220	17,640	34,020		17,640	
	1,746	1,764	1,701		1,764	
山梨	1,953	235	54	134	119	226
	3,097,353	271,824	57,582	146,622	163,800	333,942
	1,586	1,157	1,066	1,094	1,376	1,478
静岡	1				1	
	1,260				1,260	
	1,260				1,260	
愛知	206	23	14	39	15	15
	423,696	44,730	30,870	55,335	34,209	17,073
	2,057	1,945	2,205	1,419	2,281	1,138
三重	117	24		8	8	12
	559,703	65,783		21,840	21,840	32,760
	4,784	2,741		2,730	2,730	2,730
滋賀	147					
	407,229					
	2,770					
京都	12		12			
	13,608		13,608			
	1,134		1,134			
兵庫	3,428	427	198	495	334	342
	3,751,169	372,183	239,463	352,422	364,875	420,693
	1,094	872	1,209	712	1,092	1,230
鳥取	104	8	20	10	10	10
	105,336	9,576	19,152	9,576	9,576	9,576
	1,013	1,197	958	958	958	958
岡山	39		6	6	6	
	181,440		20,160	20,160	20,160	
	4,652		3,360	3,360	3,360	
山口	848	80	49	50	48	45
	1,585,136	132,059	112,140	131,135	99,278	105,378
	1,869	1,651	2,289	2,623	2,068	2,342
愛媛	280	60	0	25	36	4
	570,318	119,700	0	39,900	48,930	7,980
	2,037	1,995	0	1,596	1,359	1,995
福岡	82			33	27	10
	98,205			41,580	20,790	11,340
	1,198			1,260	770	1,134
長崎	20			10	10	
	23,100			9,240	13,860	
	1,155			924	1,386	
熊本	0	0				
	0	0				
	0	0				
干珍味	35,933	3,049	2,712	2,629	5,404	3,650
合計	67,181,444	6,648,307	5,036,928	4,969,626	5,724,212	6,872,441
平均単価	1,870	2,180	1,857	1,890	1,059	1,883
北海道	560	40	21	29	35	16
	1,356,315	92,244	55,473	75,223	90,533	41,896
	2,422	2,306	2,642	2,594	2,587	2,619

単位 上段：数量=kg  
 中断：金額=円  
 下段：単価=円

9月	10月	11月	12月	1月	2月	3月
212	298	168	416	208	119	182
185,472	234,276	235,956	610,323	261,114	135,618	200,424
875	786	1,405	1,467	1,255	1,140	1,101
8	14	36	72	13	15	906
60,480	120,960	193,410	323,820	120,960	120,960	1,312,416
7,560	8,640	5,373	4,498	9,305	8,064	1,449
3,308	2,799	3,173	4,370	2,175	2,952	2,104
3,357,170	3,128,816	3,464,967	4,878,707	2,446,579	2,904,338	2,861,482
1,015	1,118	1,092	1,116	1,125	984	1,360
1,617	1,117	1,114	1,314	750	2,107	1,746
1,501,224	1,460,780	1,744,051	2,641,568	915,188	2,252,438	2,061,365
928	1,308	1,566	2,010	1,220	1,069	1,181
760	785	1,436	3,297	734	704	603
904,813	882,863	1,759,288	4,667,453	845,329	795,715	658,791
1,191	1,125	1,225	1,416	1,152	1,130	1,093
	10		10		10	
	17,640		17,640		17,640	
	1,764		1,764		1,764	
114	176	219	302	100	212	62
123,102	211,680	302,967	969,003	119,322	326,487	71,022
1,080	1,203	1,383	3,209	1,193	1,540	1,146
13	13	1	7	37	28	1
27,342	22,722	15,750	24,066	48,531	87,318	15,750
2,103	1,748	15,750	3,438	1,312	3,119	15,750
12	12	10	19	2	10	
32,760	32,760	80,640	131,880	58,800	80,640	
2,730	2,730	8,064	6,941	29,400	8,064	
16	31	42	37	1	7	13
24,571	91,562	129,017	116,611	5,985	17,433	22,050
1,536	2,954	3,072	3,152	5,985	2,490	1,696
238	339	284	384	141	154	92
281,463	362,166	366,203	495,705	177,552	189,378	129,066
1,183	1,068	1,289	1,291	1,259	1,230	1,403
11	5		10	10	10	
9,576	9,576		9,576	9,576	9,576	
871	1,915		958	958	958	
3	3	3	6			6
20,160	20,160	20,160	40,320			20,160
6,720	6,720	6,720	6,720			3,360
80	82	138	142	52	66	16
180,016	156,724	264,634	168,062	75,596	128,042	32,072
2,250	1,911	1,918	1,184	1,454	1,940	2,005
16	26	38	35	12	28	
31,920	42,168	76,020	128,835	25,305	49,560	
1,995	1,622	2,001	3,681	2,109	1,770	
		12				
		24,495				
		2,041				
3,145	3,068	2,858	3,854	1,907	2,236	1,421
6,658,947	5,925,309	6,219,230	8,274,604	3,709,268	4,345,801	2,796,771
2,117	1,931	2,176	2,147	1,945	1,944	1,968
82	118	52	86	10	14	57
236,440	274,134	138,107	171,927	25,704	37,139	117,495
2,883	2,323	2,656	1,999	2,570	2,653	2,061

## 塩干、加工品

品目別・出荷地	計	4月	5月	6月	7月	8月
干珍味	4,443	440	240	191	431	345
青森	8,213,672	834,282	434,124	420,140	718,904	753,270
	1,849	1,896	1,809	2,200	1,668	2,183
宮城	8,204	547	770	754	549	670
	15,553,114	1,204,963	1,373,968	1,289,198	1,223,758	1,555,711
	1,896	2,203	1,784	1,710	2,229	2,322
茨城	501	67	35	37	79	35
	701,773	86,207	66,780	38,956	89,775	52,508
	1,401	1,287	1,908	1,053	1,136	1,500
群馬	143	12	46	6	9	6
	338,678	33,051	101,344	17,462	24,048	17,462
	2,368	2,754	2,203	2,910	2,672	2,910
埼玉	8,298	862	610	764	830	997
	19,592,100	2,004,905	1,385,580	1,623,574	1,912,995	2,277,178
	2,361	2,326	2,271	2,125	2,305	2,284
東京	2,973	186	278	254	548	456
	2,868,583	262,287	215,640	241,259	336,536	346,575
	965	1,410	776	950	614	760
神奈川	24	6			6	6
	34,021	8,505			8,505	8,505
	1,418	1,418			1,418	1,418
新潟	3,944	70	153	149	2,453	553
	1,740,693	86,153	87,098	145,112	208,005	354,900
	441	1,231	569	974	85	642
石川	424	106	64	62	44	36
	879,193	175,991	143,262	129,990	117,852	55,734
	2,074	1,660	2,238	2,097	2,678	1,548
福井	314	47	21	31	16	49
	1,057,980	146,160	76,860	109,200	59,850	144,270
	3,369	3,110	3,660	3,523	3,741	2,944
静岡	2,063	348	171	149	152	188
	5,916,218	969,024	463,659	417,575	415,055	548,993
	2,868	2,785	2,711	2,803	2,731	2,920
愛知	415	38	19	28	37	64
	654,696	79,884	36,792	36,792	55,188	110,376
	1,578	2,102	1,936	1,314	1,492	1,725
兵庫	862	108	85	26	64	63
	3,611,112	344,086	284,603	177,555	226,328	329,018
	4,189	3,186	3,348	6,829	3,536	5,223
和歌山	1					
	0					
	0					
岡山	1,769	112	143	88	84	77
	3,105,616	197,925	195,825	149,310	121,170	125,475
	1,756	1,767	1,369	1,697	1,443	1,630
広島	872	44	44	52	48	80
	1,211,915	73,500	73,500	68,250	63,000	105,000
	1,390	1,670	1,670	1,313	1,313	1,313
山口	5					
	6,825					
	1,365					
愛媛	88	10	8	5	15	5
	124,740	13,860	13,860	6,930	20,790	6,930
	1,418	1,386	1,733	1,386	1,386	1,386
熊本	30	6	4	4	4	4
	214,200	35,280	28,560	23,100	31,920	38,640
	7,140	5,880	7,140	5,775	7,980	9,660
たご類 合計 平均単価	11,846	1,355	631	677	662	837
	16,541,846	1,894,352	637,854	731,485	814,024	1,043,371
	1,396	1,398	1,011	1,080	1,230	1,247
福島	7,155	1,086	591	582	434	625
	9,331,245	1,393,322	576,975	565,740	500,704	845,067
	1,304	1,283	976	972	1,154	1,352
北海道	825	30				6
	1,078,195	12,600				11,089
	1,307	420				1,848

単位 上段：数量=kg  
 中断：金額=円  
 下段：単価=円

9月	10月	11月	12月	1月	2月	3月
374	515	444	616	310	337	200
661,275	854,974	888,880	1,165,504	541,307	626,851	314,161
1,768	1,660	2,002	1,892	1,746	1,860	1,571
948	725	561	949	593	796	342
1,871,801	1,164,645	1,139,732	1,721,153	1,001,717	1,390,043	616,425
1,974	1,606	2,032	1,814	1,689	1,746	1,802
40	56	38	61	6	27	20
53,183	74,184	46,411	95,541	15,750	35,228	47,250
1,330	1,325	1,221	1,566	2,625	1,305	2,363
12	6	10	12	6	12	6
30,347	17,462	21,902	25,200	12,600	25,200	12,600
2,529	2,910	2,190	2,100	2,100	2,100	2,100
670	788	867	1,002	270	361	277
1,638,925	1,768,980	2,110,227	2,530,063	703,311	917,574	718,788
2,446	2,245	2,434	2,525	2,605	2,542	2,595
263	240	244	210	31	176	87
170,804	228,681	306,695	349,188	78,792	197,022	135,104
649	953	1,257	1,663	2,542	1,119	1,553
		6				
		8,506				
		1,418				
85	65	83	173	40	83	37
86,835	100,800	151,830	244,755	80,535	131,880	62,790
1,022	1,551	1,829	1,415	2,013	1,589	1,697
29	8	25	20	5	20	5
71,039	15,750	53,550	47,775	15,750	36,750	15,750
2,450	1,969	2,142	2,389	3,150	1,838	3,150
15	26	26	37	10	35	1
51,660	88,830	99,540	124,740	34,650	110,880	11,340
3,444	3,417	3,828	3,371	3,465	3,168	11,340
154	200	215	227	81	111	67
454,230	568,302	632,069	666,015	218,820	327,811	234,665
2,950	2,842	2,940	2,934	2,701	2,953	3,502
28	28	52	40	13	28	40
43,092	42,840	80,136	61,488	24,192	43,344	40,572
1,539	1,530	1,541	1,537	1,861	1,548	1,014
30	100	95	132	114	12	33
385,875	397,373	273,000	547,366	346,290	140,805	158,813
12,863	3,974	2,874	4,147	3,038	11,734	4,813
		1				
		0				
		0				
373	159	104	249	115	159	106
828,261	226,924	175,615	434,849	222,836	252,496	174,930
2,221	1,427	1,689	1,746	1,938	1,588	1,650
36	24	28	26	296	60	134
68,250	63,000	73,500	68,250	367,484	65,848	122,333
1,896	2,625	2,625	2,625	1,242	1,097	913
1						4
0						6,825
0						1,706
5	6	5	14	5	5	5
6,930	6,930	6,930	20,790	6,930	6,930	6,930
1,386	1,155	1,386	1,485	1,386	1,386	1,386
	4	2		2		
	31,500	12,600		12,600		
	7,875	6,300		6,300		
435	364	600	5,278	501	319	187
534,617	440,221	786,797	8,355,618	663,657	415,948	223,902
1,229	1,209	1,311	1,583	1,325	1,304	1,197
435	345	482	1,773	464	228	110
534,617	416,596	616,655	2,826,944	603,177	304,028	147,420
1,229	1,208	1,279	1,594	1,300	1,333	1,340
	7	4	771		7	
	16,065	7,728	1,017,451		13,262	
	2,295	1,932	1,320		1,895	

## 塩干、加工品

品目別・出荷地	計	4月	5月	6月	7月	8月
たこ類	907	24	10	40	100	50
青森	1,114,575	3,150	14,700	45,150	131,250	68,250
	1,229	131	1,470	1,129	1,313	1,365
	2,287	35	8	49	44	
宮城	3,915,127	72,870	18,648	107,995	63,882	
	1,712	2,082	2,331	2,204	1,452	
	503	180	16		36	128
茨城	834,744	412,410	20,160		40,824	80,640
	1,660	2,291	1,260		1,134	630
	9					
群馬	7,560					
	840					
	108				30	6
千葉	186,795				51,975	10,080
	1,730				1,733	1,680
	24			6	12	6
東京	42,630			12,600	18,270	11,760
	1,776			2,100	1,523	1,960
	12		6		6	
愛知	14,490		7,371		7,119	
	1,208		1,229		1,187	
	16					16
鹿児島	16,485					16,485
	1,030					1,030
塩から	133,127	11,645	12,039	10,922	11,637	13,091
合計	143,044,499	13,580,599	13,536,104	12,380,606	13,784,715	15,731,147
平均単価	1,074	1,166	1,124	1,134	1,185	1,202
	3,179	229	300	170	329	370
福島	3,527,244	266,301	319,830	172,368	374,031	463,302
	1,110	1,163	1,066	1,014	1,137	1,252
	6,785	158	268	262	336	339
北海道	7,168,068	186,774	286,566	299,502	446,145	491,631
	1,056	1,182	1,069	1,143	1,328	1,450
	6,627	626	534	631	369	532
青森	4,847,181	439,383	381,465	417,900	269,073	370,524
	731	702	714	662	729	696
	340	18	25	31	21	47
岩手	1,184,610	65,520	90,300	104,160	76,440	169,680
	3,484	3,640	3,612	3,360	3,640	3,610
	101,065	9,062	9,441	8,587	9,163	10,220
宮城	107,758,655	10,814,105	10,775,782	9,896,838	10,822,082	12,244,690
	1,066	1,193	1,141	1,153	1,181	1,198
	823	178	232	73	129	138
茨城	539,190	85,787	119,659	65,079	87,993	114,564
	655	482	516	891	682	830
	20					
千葉	25,641					
	1,282					
	4,447	435	325	382	327	346
東京	3,661,453	401,974	296,965	314,748	284,215	275,310
	823	924	914	824	869	796
	3,726	345	438	276	333	403
神奈川	7,420,327	662,321	742,154	542,024	711,691	792,043
	1,991	1,920	1,694	1,964	2,137	1,965
	96	16	8	8		16
新潟	90,720	15,120	7,560	7,560		15,120
	945	945	945	945		945
	4,874	469	420	417	518	564
静岡	5,126,736	491,022	442,071	437,745	546,725	595,413
	1,052	1,047	1,053	1,050	1,055	1,056
	12					
愛知	13,230					
	1,103					
	38				16	2
大阪	77,606				23,520	24,360
	2,042				1,470	12,180



単位 上段：数量=kg  
 中断：金額=円  
 下段：単価=円

9月	10月	11月	12月	1月	2月	3月
	3	100	500		80	
	0	141,750	615,825		94,500	
	0	1,418	1,232		1,181	
		14	2,086	37	4	10
		20,664	3,562,902	60,480	4,158	3,528
		1,476	1,708	1,635	1,040	353
			76			67
			207,756			72,954
			2,734			1,089
	9					
	7,560					
	840					
			72			
			124,740			
			1,733			
11,387	11,641	11,798	14,093	8,601	10,369	5,904
12,781,635	12,779,335	11,218,273	13,925,138	7,964,521	9,654,667	5,707,759
1,122	1,098	951	988	926	931	967
210	250	300	581	170	190	80
249,018	276,150	319,452	594,972	186,354	222,474	82,992
1,186	1,105	1,065	1,024	1,096	1,171	1,037
777	756	655	1,242	574	658	760
846,731	790,844	702,782	1,147,839	544,530	606,480	818,244
1,090	1,046	1,073	924	949	922	1,077
301	601	611	733	383	441	865
217,266	415,149	402,213	496,104	272,370	324,996	840,738
722	691	658	677	711	737	972
37	33	31	54	15	24	4
125,790	123,060	104,160	180,600	54,600	76,440	13,860
3,400	3,729	3,360	3,344	3,640	3,185	3,465
8,832	8,839	8,961	10,055	6,779	7,942	3,184
9,772,856	9,745,427	8,077,261	9,783,303	5,944,428	6,964,478	2,917,405
1,107	1,103	901	973	877	877	916
32	17	15				9
18,732	18,606	14,028				14,742
585	1,094	935				1,638
3	2	3	6	5	1	
3,213	3,213	3,276	6,363	6,426	3,150	
1,071	1,607	1,092	1,061	1,285	3,150	
318	400	384	370	276	333	551
255,032	302,736	335,097	290,997	247,212	256,790	400,377
802	757	873	786	896	771	727
340	251	332	453	137	311	107
685,761	525,936	694,810	746,135	415,189	672,890	229,373
2,017	2,095	2,093	1,647	3,031	2,164	2,144
8		24		8		8
7,560		22,680		7,560		7,560
945		945		945		945
429	376	331	470	214	372	294
449,946	393,750	351,666	487,746	225,918	387,702	317,032
1,049	1,047	1,062	1,038	1,056	1,042	1,078
		4	4	4		
		4,410	4,410	4,410		
		1,103	1,103	1,103		
			2		18	
			3,213		26,513	
			1,607		1,473	

## 塩干、加工品

品目別・出荷地	計	4月	5月	6月	7月	8月
塩から	1,095	109	48	85	96	114
兵庫	1,603,838	152,292	73,752	122,682	142,800	174,510
	1,465	1,397	1,537	1,443	1,488	1,531
昆布・わかめ	177,907	17,833	15,518	15,380	15,966	15,005
合計	132,575,208	12,334,238	12,290,316	9,800,522	11,063,746	11,171,538
平均単価	745	692	792	637	693	745
福島	30,382	3,259	2,471	2,533	2,367	2,036
	21,412,509	2,170,010	2,711,245	1,675,871	1,512,885	1,369,488
	705	666	1,097	662	639	673
北海道	4,432	405	220	299	259	393
	9,577,948	791,114	463,239	652,387	528,382	810,927
	2,161	1,953	2,106	2,182	2,040	2,063
青森	73	2	15	3	12	
	126,736	6,510	40,163	3,465	18,585	
	1,736	3,255	2,678	1,155	1,549	
岩手	1,130	299	300	389	56	
	801,438	173,250	226,800	242,025	45,014	
	709	579	756	622	804	
宮城	83,898	8,370	7,550	5,923	8,206	8,489
	63,519,668	6,584,505	6,411,046	4,586,524	6,127,862	6,484,201
	757	787	849	774	747	764
山形	2			2		
	756			756		
	378			378		
茨城	206	82	25	20		6
	245,427	27,930	18,123	50,526		35,280
	1,191	341	725	2,526		5,880
栃木	509	50	22	45	66	52
	467,975	30,713	13,230	35,280	73,290	39,690
	919	614	601	784	1,110	763
群馬	33,680	3,489	3,291	4,163	2,695	2,370
	19,016,300	1,318,695	1,322,126	1,401,225	1,360,531	1,411,183
	565	378	402	337	505	595
埼玉	1,660	120	163	147	207	146
	2,517,086	173,250	252,294	237,385	344,916	218,127
	1,516	1,444	1,548	1,615	1,666	1,494
千葉	3					
	4,788					
	1,596					
東京	3,460	278	220	223	262	157
	4,595,969	355,647	231,632	323,146	354,167	249,113
	1,328	1,279	1,053	1,449	1,352	1,587
神奈川	27	12			5	10
	26,145	6,300			6,615	13,230
	968	525			1,323	1,323
新潟	204	10	32	50	16	21
	247,023	12,474	38,556	58,023	19,089	25,326
	1,211	1,247	1,205	1,160	1,193	1,206
富山	485					
	432,117					
	891					
石川	401	20	43	48	66	25
	846,302	70,718	93,772	92,121	98,690	65,205
	2,110	3,536	2,181	1,919	1,495	2,608
福井	263	29	6	12	6	20
	647,430	76,650	12,600	25,200	12,600	42,000
	2,462	2,643	2,100	2,100	2,100	2,100
静岡	60					
	122,850					
	2,048					
愛知	13,974	1,248	978	1,388	1,580	1,148
	2,777,261	249,375	213,150	228,900	316,680	219,240
	199	200	218	165	200	191
三重	585	28	14	16	16	16
	1,390,410	74,760	36,015	34,440	34,440	34,440
	2,377	2,670	2,573	2,153	2,153	2,153

上段：数量=kg  
 单位 中断：金額=円  
 下段：単価=円

9月	10月	11月	12月	1月	2月	3月
100	116	147	123	36	79	42
149,730	184,464	186,438	183,456	55,524	112,754	65,436
1,497	1,590	1,268	1,492	1,542	1,427	1,558
12,397	14,736	16,771	24,195	8,623	11,959	9,524
9,105,205	11,639,462	14,367,549	21,452,187	5,832,177	8,338,502	5,179,766
734	790	857	887	676	697	544
2,180	2,376	2,869	3,486	2,454	2,978	1,373
1,407,906	1,579,874	1,939,990	2,641,481	1,652,168	1,904,942	846,649
646	665	676	758	673	640	617
247	356	603	1,092	154	284	120
560,270	805,823	1,349,797	2,523,785	353,727	450,377	288,120
2,268	2,264	2,238	2,311	2,297	1,586	2,401
	2	19				20
	6,615	24,098				27,300
	3,308	1,268				1,365
4	27	18	8	4	4	21
11,970	29,611	6,301	23,469	11,970	11,970	19,058
2,993	1,097	350	2,934	2,993	2,993	908
5,946	7,193	8,281	12,962	3,202	4,918	2,858
4,341,725	5,435,360	6,107,202	9,607,696	2,153,812	3,684,091	1,995,644
730	756	737	741	673	749	698
4	40	8	21			
35,280	26,880	5,376	46,032			
8,820	672	672	2,192			
53	46	38	79	16	2	40
56,070	36,960	52,080	53,970	15,078	12,600	49,014
1,058	803	1,371	683	942	6,300	1,225
2,349	3,089	3,219	3,867	1,681	2,471	996
1,107,648	2,059,379	2,878,106	3,723,504	662,782	1,236,881	534,240
472	667	894	963	394	501	536
167	139	118	163	81	99	110
245,343	207,764	183,456	246,552	119,280	145,530	143,189
1,469	1,495	1,555	1,513	1,473	1,470	1,302
						3
						4,788
						1,596
210	425	294	525	159	146	561
311,641	611,460	517,178	613,959	250,982	254,478	522,566
1,484	1,439	1,759	1,169	1,579	1,743	931
10	10	15	10	10	15	5
12,474	12,474	18,711	12,474	12,474	18,711	6,237
1,247	1,247	1,247	1,247	1,247	1,247	1,247
	25	60	340	60		
	65,520	52,416	274,869	39,312		
	2,621	874	808	655		
19	40	43	32	18	28	19
41,948	85,500	79,534	70,046	37,199	60,958	50,611
2,208	2,138	1,850	2,189	2,067	2,177	2,664
4	36	76	65	2	7	
8,400	79,380	168,000	197,400	8,400	16,800	
2,100	2,205	2,211	3,037	4,200	2,400	
		0	60			
		0	122,850			
		0	2,048			
753	678	625	931	590	775	3,280
142,275	156,240	132,300	323,253	149,730	166,320	479,798
189	230	212	347	254	215	146
27	66	225	66	40	42	29
57,750	166,110	460,320	182,490	139,650	96,495	73,500
2,139	2,517	2,046	2,765	3,491	2,298	2,534

## 塩干、加工品

品目別・出荷地	計	4月	5月	6月	7月	8月
昆布・わかめ	1,472	44	64	33	46	36
兵庫	2,934,000	124,950	128,415	68,460	96,075	84,158
	1,993	2,840	2,006	2,075	2,089	2,338
広島	186	24	12	18	24	18
	292,950	37,800	18,900	28,350	37,800	28,350
	1,575	1,575	1,575	1,575	1,575	1,575
愛媛	27	4	2	7	2	2
	84,000	12,600	6,300	21,000	6,300	6,300
	3,111	3,150	3,150	3,000	3,150	3,150
熊本	788	60	90	61	75	60
	488,120	36,987	52,710	35,438	69,825	35,280
	619	616	586	581	931	588
ハム・ソーセージ	922	42	37	345	64	92
合計	870,698	71,562	59,073	231,945	90,197	66,171
平均単価	944	1,704	1,597	672	1,409	719
福島	422	25	18	331		42
	298,855	26,985	33,835	214,515		15,960
	708	1,079	1,880	648		380
宮城	494	17	19	14	61	49
	555,830	44,577	25,238	17,430	83,109	47,271
	1,125	2,622	1,328	1,245	1,362	965
埼玉	3					1
	8,925					2,940
	2,975					2,940
東京	3				3	
	7,088				7,088	
	2,363				2,363	
その他	252,995	22,416	21,671	20,092	21,515	23,110
合計	156,993,279	13,303,603	9,488,795	12,374,686	12,418,798	11,675,162
平均単価	621	593	438	616	577	505
福島	13,201	1,157	943	599	913	1,267
	14,926,351	776,403	776,333	884,715	929,714	1,148,766
	1,131	671	823	1,477	1,018	907
北海道	8,207	308	148	136	106	163
	8,410,446	333,858	237,678	241,416	189,504	294,504
	1,025	1,084	1,606	1,775	1,788	1,807
青森	6,326	473	623	523	701	557
	6,970,320	624,030	656,697	565,236	687,515	608,750
	1,102	1,319	1,054	1,081	981	1,093
岩手	1,283	160	115	251	155	286
	11,472,202	2,149,227	185,843	2,294,172	1,502,760	1,248,821
	8,942	13,433	1,616	9,140	9,695	4,367
宮城	141,741	12,720	13,759	11,237	11,585	12,484
	57,153,433	3,715,406	3,549,854	3,648,751	3,172,874	2,870,716
	403	292	258	325	274	230
秋田	128	24				
	101,386	6,452				
	792	269				
山形	27,771	2,545	2,168	2,817	2,802	3,135
	5,643,031	568,475	409,152	569,660	564,822	522,788
	203	223	189	202	202	167
茨城	3,011	214	284	118	371	1,086
	5,673,465	516,600	577,647	363,951	567,546	1,038,177
	1,884	2,414	2,034	3,084	1,530	956
栃木	635	92	77	80	45	40
	845,551	103,935	94,741	96,630	74,614	64,333
	1,332	1,130	1,230	1,208	1,658	1,608
群馬	7			7		
	1,638			1,638		
	234			234		
千葉	8,806	1,079	878	871	811	986
	7,808,722	1,123,522	598,164	589,638	765,114	970,368
	887	1,041	681	677	943	984
東京	9,949	633	628	765	1,011	506
	9,171,996	509,678	531,742	620,835	1,475,579	537,034
	922	805	847	812	1,460	1,061

單位 上段：數量=kg  
 中斷：金額=円  
 下段：單價=円

9月	10月	11月	12月	1月	2月	3月
354	96	178	362	100	106	53
706,755	192,612	332,834	685,877	189,703	212,199	111,962
1,996	2,006	1,870	1,895	1,897	2,002	2,112
18	18	12	24		12	6
28,350	28,350	18,900	37,800		18,900	9,450
1,575	1,575	1,575	1,575		1,575	1,575
	4		2	2	2	
	12,600		6,300	6,300	6,300	
	3,150		3,150	3,150	3,150	
52	70	70	100	50	70	30
29,400	40,950	40,950	58,380	29,610	40,950	17,640
565	585	585	584	592	585	588
30	70	2	66	56	75	43
47,565	150,885	6,930	48,825	35,280	42,525	19,740
1,586	2,156	3,465	740	630	567	459
	6					
	7,560					
	1,260					
28	64	2	66	56	75	43
41,580	143,325	6,930	48,825	35,280	42,525	19,740
1,485	2,239	3,465	740	630	567	459
2						
5,985						
2,993						
19,652	20,882	24,150	27,220	21,268	19,111	11,908
9,960,751	11,855,397	19,657,729	23,303,191	13,028,425	11,922,481	8,004,261
507	568	814	856	613	624	672
1,232	1,384	2,152	1,154	986	1,126	288
846,662	1,117,165	4,997,755	1,114,258	995,884	985,758	352,938
687	807	2,322	966	1,010	875	1,225
1,194	1,759	1,545	879	819	663	487
1,086,414	1,665,349	1,287,279	996,471	660,525	570,014	847,434
910	947	833	1,134	807	860	1,740
430	468	477	682	521	510	361
464,656	503,421	516,880	760,539	583,704	573,735	425,157
1,081	1,076	1,084	1,115	1,120	1,125	1,178
38	34	34	118	66	24	2
514,553	478,800	488,880	1,609,787	640,742	328,377	30,240
13,541	14,082	14,379	13,642	9,708	13,682	15,120
10,759	11,035	12,592	15,037	12,674	10,797	7,062
3,444,537	3,735,406	6,720,423	10,489,510	6,282,353	5,477,452	4,046,151
320	339	534	698	496	507	573
	10	34	33	11	16	
	8,820	31,455	29,988	11,567	13,104	
	882	925	909	1,052	819	
2,322	2,092	2,178	2,148	2,291	2,064	1,209
436,431	436,349	466,302	441,152	464,035	471,974	291,891
188	209	214	205	203	229	241
146	153	182	235	114	63	45
370,650	395,808	472,653	556,211	374,787	312,067	127,368
2,539	2,587	2,597	2,367	3,288	4,953	2,830
38	39	49	41	56	55	23
61,951	63,146	71,327	60,499	68,870	59,713	25,792
1,630	1,619	1,456	1,476	1,230	1,086	1,121
768	719	599	756	475	616	248
634,635	637,852	576,195	720,968	456,063	512,519	223,684
826	887	962	954	960	832	902
1,083	796	804	1,327	783	698	915
660,127	682,223	774,270	1,727,699	505,152	566,788	580,869
610	857	963	1,302	645	812	635

## 塩干、加工品

品目別・出荷地	計	4月	5月	6月	7月	8月
その他	1,250	268	71	74	170	120
神奈川	1,020,846	197,895	67,853	69,144	154,898	111,061
	817	738	956	934	911	926
新潟	14,383	1,280	1,049	1,020	1,287	1,036
	9,610,323	1,049,746	662,102	676,707	838,699	644,618
	668	820	631	663	652	622
石川	11					
	27,259					
	2,478					
福井	336	40	24	32	24	24
	473,340	56,700	34,020	44,520	32,760	34,020
	1,409	1,418	1,418	1,391	1,365	1,418
山梨	45					11
	285,810					101,010
	6,351					9,183
静岡	9,683	869	492	1,137	1,055	895
	9,850,579	844,910	542,932	1,166,470	880,188	823,120
	1,017	972	1,104	1,026	834	920
愛知	1,882	114	161	121	267	204
	2,914,649	217,728	268,821	230,958	362,880	348,301
	1,549	1,910	1,670	1,909	1,359	1,707
三重	4		4			
	11,130		11,130			
	2,783		2,783			
大阪	26				6	
	32,445				15,750	
	1,248				2,625	
兵庫	1,402	24	12	24	24	12
	1,459,553	26,460	8,190	26,460	16,380	8,190
	1,041	1,103	683	1,103	683	683
鳥取	2,219	336	163	140	142	250
	2,465,137	388,078	195,046	161,985	157,801	264,045
	1,111	1,155	1,197	1,157	1,111	1,056
山口	163					
	75,037					
	460					
愛媛	6					
	16,800					
	2,800					
長崎	520	80	72	140	40	48
	571,830	94,500	80,850	121,800	29,400	36,540
	1,100	1,181	1,123	870	735	761

單位 上段：數量=kg  
 中斷：金額=円  
 下段：單價=円

9月	10月	11月	12月	1月	2月	3月
102	59	42	196	44	74	30
93,076	56,144	35,385	147,547	24,780	44,478	18,585
913	952	843	753	563	601	620
931	1,072	1,404	1,783	1,427	1,403	691
619,090	690,590	882,680	1,394,691	813,874	886,976	450,550
665	644	629	782	570	632	652
1	7	3				
609	21,987	4,663				
609	3,141	1,554				
24	24	64	8	32	40	
34,020	33,180	90,720	11,340	45,360	56,700	
1,418	1,383	1,418	1,418	1,418	1,418	
30		2	2			
116,550		29,400	38,850			
3,885		14,700	19,425			
218	737	1,278	1,909	564	388	141
183,142	772,543	1,440,375	2,117,306	595,068	375,325	109,200
840	1,048	1,127	1,109	1,055	967	774
133	80	202	234	102	121	143
192,864	151,956	223,294	374,367	132,237	191,625	219,618
1,450	1,899	1,105	1,600	1,296	1,584	1,536
				10	7	3
				5,880	6,405	4,410
				588	915	1,470
12	159	302	274	100	294	165
8,190	175,298	327,915	294,840	110,250	314,055	143,325
683	1,103	1,086	1,076	1,103	1,068	869
171	150	172	273	180	147	95
160,044	168,721	183,422	304,616	208,364	165,966	107,049
936	1,125	1,066	1,116	1,158	1,129	1,127
	45	7	110	1		
	16,539	14,616	43,252	630		
	368	2,088	393	630		
			6			
			16,800			
			2,800			
20	60	28	15	12	5	
32,550	44,100	21,840	52,500	48,300	9,450	
1,628	735	780	3,500	4,025	1,890	

## 市の木 くろ松

(昭和46年10月1日制定)



いわき市誕生5周年を記念して制定。くろまつは、いわき七浜のシンボルであり、また、当地方の気候・風土に適し、陸前浜街道の松並木は有名である。松は百木の長といわれ、成長が強く、造園の核となるものとして欠かさず、本市の発展を象徴している。