

水産物部

1. 平成21年度概況

1. 総取扱高

本年度の開市日数は275日、総取扱数量は19,859,893kgで前年度対比は93.8%、総取扱金額は15,168,934,826円で前年度対比は95.4%であった。

一ヶ月平均取扱数量は1,654,991kgで、最高は12月の2,029,829kg、最低は1月の1,251,429kgであった。

一日平均取扱数量は72,218kgで、最高は9月30日の230,511kg、最低は1月6日の31,267kgであり、また、一日平均取扱金額は55,159,763円で、最高は12月29日の152,786,253円、最低は1月20日の24,701,439円であった。

種別取扱数量では、鮮魚は9,716,038kgで前年度対比93.8%、冷凍魚は4,900,796kgで前年度対比89.9%、塩干・加工品は5,243,059kgで前年度対比97.7%となっている。

また、種別取扱金額では、鮮魚は6,801,430,562円で前年度対比94.7%、冷凍魚は3,533,548,716円で前年度対比95.3%、塩干・加工品は4,833,955,548円で前年度対比96.6%となっている。

2. 出荷地別取扱状況

順位	取扱数量		取扱金額	
	出荷地	割合	出荷地	割合
1	宮城	23.9	宮城	22.3
2	福島	20.2	福島	18.4
3	東京都	10.5	東京都	14.5
4	千葉県	9.1	千葉県	8.0
5	北海道	6.4	北海道	7.3
6	青森	6.3	青森	5.1
7	茨城	4.0	茨城	4.1
8	岩手	3.8	静岡県	3.5
9	静岡県	2.3	岩手	2.0
10	新潟	1.7	沖縄	1.4
11	愛知	1.3	新潟	1.3
12	愛媛	0.9	愛知	1.2
13	沖縄	0.9	福岡	1.0
14	神奈川県	0.8	兵庫	1.0
15	兵庫	0.7	愛媛	0.9
	計	92.8	計	92.0

3. kg当たりの平均単価

本年度の総平均価格は764円で前年度対比101.7%、種別にみると鮮魚は700円で前年度対比100.9%、冷凍魚は721円で前年度対比106.0%、塩干・加工品は922円で前年度対比98.8%となっている。

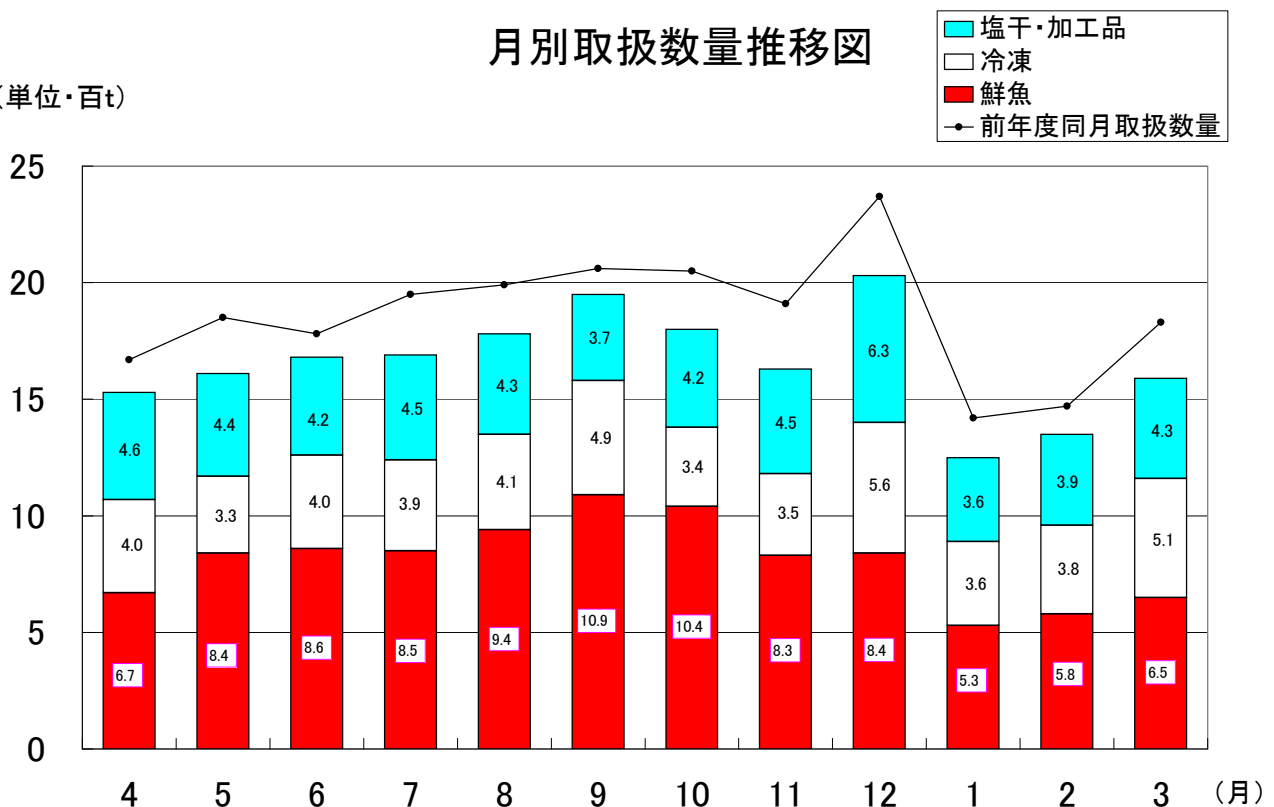
2. 取 扱

(1)総括表

区 分	総 計	4 月	5 月	6 月	7 月	8 月
開市日数	275 日	23 日	22 日	22 日	25 日	23 日
総 計	19,859,893	1,532,728	1,602,032	1,680,525	1,681,690	1,775,436
	15,168,934,826	1,244,720,805	1,244,390,521	1,201,551,244	1,345,339,093	1,415,163,212
一日平均取扱高	72,218	66,640	72,820	76,388	67,268	77,193
	55,159,763	54,118,296	56,563,206	54,615,966	53,813,564	61,528,835
平均単価	764	812	777	715	800	797
鮮 魚	9,716,038	668,457	840,888	861,600	845,638	936,377
	6,801,430,562	535,262,224	613,611,976	556,023,939	599,438,854	678,827,425
平均単価	700	801	730	645	709	725
冷 凍	4,900,796	399,764	325,854	395,063	389,198	407,048
	3,533,548,716	297,435,705	249,696,784	259,512,770	324,959,618	322,600,228
平均単価	721	744	766	657	835	793
塩干・加工品	5,243,059	464,507	435,290	423,862	446,854	432,011
	4,833,955,548	412,022,876	381,081,761	386,014,535	420,940,621	413,735,559
平均単価	922	887	875	911	942	958

月別取扱数量推移図

(単位・百t)



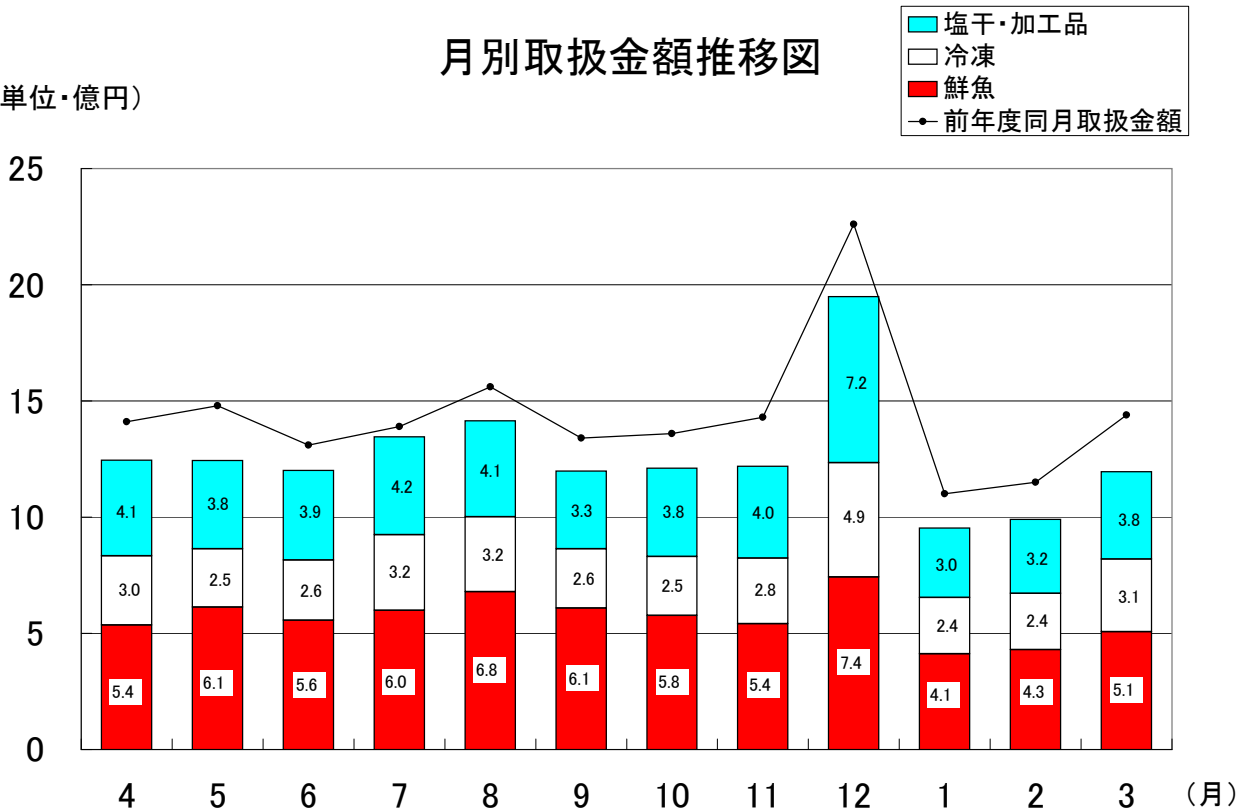
概 況

単位 上段：数量 = kg
下段：金額 = 円

9 月	10 月	11 月	12 月	1 月	2 月	3 月
23 日	24 日	22 日	25 日	21 日	22 日	23 日
1,951,450	1,800,421	1,617,666	2,029,829	1,251,429	1,349,452	1,587,235
1,198,396,293	1,210,474,319	1,219,294,523	1,949,353,377	953,667,060	990,376,275	1,196,208,104
84,846	75,018	73,530	81,193	59,592	61,339	69,010
52,104,187	50,436,430	55,422,478	77,974,135	45,412,717	45,017,103	52,009,048
614	672	754	960	762	734	754
1,091,217	1,042,125	826,093	841,918	532,410	582,002	647,313
608,991,922	577,048,057	540,649,400	742,304,709	412,491,019	429,706,132	507,074,905
558	554	654	882	775	738	783
487,413	338,397	346,361	560,745	359,936	378,525	512,492
255,150,798	253,338,201	282,880,385	491,348,450	241,880,740	242,448,990	312,296,047
523	749	817	876	672	641	609
372,820	419,899	445,212	627,166	359,083	388,925	427,430
334,253,573	380,088,061	395,764,738	715,700,218	299,295,301	318,221,153	376,837,152
897	905	889	1,141	833	818	882

月別取扱金額推移図

(単位・億円)



(2)県内・県外別取扱高表

区 分		総 計	4 月	5 月	6 月	7 月	8 月
鮮 魚	県内	2,413,800	110,129	242,592	353,329	238,767	153,049
		1,410,921,440	78,050,481	148,449,396	200,971,960	164,988,557	124,801,765
	県外	7,302,238	558,328	598,296	508,271	606,871	783,328
		5,390,509,122	457,211,743	465,162,580	355,051,979	434,450,297	554,025,660
冷 凍	県内	642,718	78,294	69,813	53,204	42,537	52,553
		450,668,648	44,524,284	39,632,991	32,595,783	31,133,746	39,413,377
	県外	4,258,078	321,470	256,041	341,859	346,661	354,495
		3,082,880,068	252,911,421	210,063,793	226,916,987	293,825,872	283,186,851
塩干・加工品	県内	947,849	84,971	79,882	74,899	83,666	75,364
		922,651,206	80,338,165	68,126,871	75,803,189	77,233,653	68,682,637
	県外	4,295,210	379,536	355,408	348,963	363,188	356,647
		3,911,304,342	331,684,711	312,954,890	310,211,346	343,706,968	345,052,922
総 計	県内	4,004,367	273,394	392,287	481,432	364,970	280,966
		2,784,241,294	202,912,930	256,209,258	309,370,932	273,355,956	232,897,779
	県外	15,855,526	1,259,334	1,209,745	1,199,093	1,316,720	1,494,470
		12,384,693,532	1,041,807,875	988,181,263	892,180,312	1,071,983,137	1,182,265,433
総合計		19,859,893	1,532,728	1,602,032	1,680,525	1,681,690	1,775,436
		15,168,934,826	1,244,720,805	1,244,390,521	1,201,551,244	1,345,339,093	1,415,163,212

(3)委託・買付別取扱高表

区 分		総 計	4 月	5 月	6 月	7 月	8 月
鮮 魚	委託	7,580,747	542,445	704,659	710,330	626,747	693,526
		4,845,867,007	398,545,307	455,107,871	413,302,894	421,056,334	480,764,283
	買付	2,135,291	126,012	136,229	151,270	218,891	242,851
		1,955,563,555	136,716,917	158,504,105	142,721,045	178,382,520	198,063,142
冷 凍	委託	71,407	4,714	3,335	6,676	7,689	11,189
		43,786,199	2,930,447	2,208,330	4,080,026	5,052,689	6,518,384
	買付	4,829,389	395,050	322,519	388,387	381,509	395,859
		3,489,762,517	294,505,258	247,488,454	255,432,744	319,906,929	316,081,844
塩干・加工品	委託	2,394,112	223,193	212,567	199,183	198,024	187,625
		1,733,905,081	157,946,991	148,815,255	146,349,642	142,581,676	140,842,545
	買付	2,848,947	241,314	222,723	224,679	248,830	244,386
		3,100,050,467	254,075,885	232,266,506	239,664,893	278,358,945	272,893,014
総 計	委託	10,046,266	770,352	920,561	916,189	832,460	892,340
		6,623,558,287	559,422,745	606,131,456	563,732,562	568,690,699	628,125,212
	買付	9,813,627	762,376	681,471	764,336	849,230	883,096
		8,545,376,539	685,298,060	638,259,065	637,818,682	776,648,394	787,038,000
総合計		19,859,893	1,532,728	1,602,032	1,680,525	1,681,690	1,775,436
		15,168,934,826	1,244,720,805	1,244,390,521	1,201,551,244	1,345,339,093	1,415,163,212

単位 上段：数量 = kg
下段：金額 = 円

9 月	10 月	11 月	12 月	1 月	2 月	3 月
281,586	339,095	218,630	153,388	98,774	109,938	114,523
120,602,048	130,141,282	98,388,752	134,266,573	68,346,748	66,910,695	75,003,183
809,631	703,030	607,463	688,530	433,636	472,064	532,790
488,389,874	446,906,775	442,260,648	608,038,136	344,144,271	362,795,437	432,071,722
42,168	40,034	48,081	66,797	51,497	46,189	51,551
30,647,787	32,884,311	37,027,406	52,692,262	34,725,208	34,186,893	41,204,600
445,245	298,363	298,280	493,948	308,439	332,336	460,941
224,503,011	220,453,890	245,852,979	438,656,188	207,155,532	208,262,097	271,091,447
63,108	77,355	71,599	116,521	57,217	78,086	85,181
60,265,303	83,652,456	73,919,837	140,286,754	55,963,248	62,307,236	76,071,857
309,712	342,544	373,613	510,645	301,866	310,839	342,249
273,988,270	296,435,605	321,844,901	575,413,464	243,332,053	255,913,917	300,765,295
386,862	456,484	338,310	336,706	207,488	234,213	251,255
211,515,138	246,678,049	209,335,995	327,245,589	159,035,204	163,404,824	192,279,640
1,564,588	1,343,937	1,279,356	1,693,123	1,043,941	1,115,239	1,335,980
986,881,155	963,796,270	1,009,958,528	1,622,107,788	794,631,856	826,971,451	1,003,928,464
1,951,450	1,800,421	1,617,666	2,029,829	1,251,429	1,349,452	1,587,235
1,198,396,293	1,210,474,319	1,219,294,523	1,949,353,377	953,667,060	990,376,275	1,196,208,104

単位 上段：数量 = kg
下段：金額 = 円

9 月	10 月	11 月	12 月	1 月	2 月	3 月
894,357	840,889	618,501	601,247	390,784	452,053	505,209
453,141,452	416,512,345	381,528,680	487,466,189	272,332,526	304,990,588	361,118,538
196,860	201,236	207,592	240,671	141,626	129,949	142,104
155,850,470	160,535,712	159,120,720	254,838,520	140,158,493	124,715,544	145,956,367
8,414	6,104	4,442	9,457	3,541	2,576	3,270
4,987,491	3,852,782	2,653,679	5,816,705	2,271,663	1,526,848	1,887,155
478,999	332,293	341,919	551,288	356,395	375,949	509,222
250,163,307	249,485,419	280,226,706	485,531,745	239,609,077	240,922,142	310,408,892
170,583	191,758	197,329	245,244	177,228	190,640	200,738
123,814,885	134,188,215	140,152,065	215,889,950	119,359,737	125,144,372	138,819,748
202,237	228,141	247,883	381,922	181,855	198,285	226,692
210,438,688	245,899,846	255,612,673	499,810,268	179,935,564	193,076,781	238,017,404
1,073,354	1,038,751	820,272	855,948	571,553	645,269	709,217
581,943,828	554,553,342	524,334,424	709,172,844	393,963,926	431,661,808	501,825,441
878,096	761,670	797,394	1,173,881	679,876	704,183	878,018
616,452,465	655,920,977	694,960,099	1,240,180,533	559,703,134	558,714,467	694,382,663
1,951,450	1,800,421	1,617,666	2,029,829	1,251,429	1,349,452	1,587,235
1,198,396,293	1,210,474,319	1,219,294,523	1,949,353,377	953,667,060	990,376,275	1,196,208,104

3 . 種 別 ・ 出 荷

種別 出荷地	合計		鮮 魚		冷 凍		塩干・加工品	
	数 量	金 額	数 量	金 額	数 量	金 額	数 量	金 額
福島	4,004,366	2,784,241,294	2,413,800	1,410,921,440	642,718	450,668,648	947,848	922,651,206
北海道	1,266,807	1,101,501,947	871,204	688,407,674	139,641	119,731,784	255,962	293,362,489
青森	1,248,103	775,240,957	682,036	356,895,749	259,168	117,484,641	306,899	300,860,567
岩手	755,097	299,991,004	712,466	254,302,400	27,022	16,103,774	15,609	29,584,830
宮城	4,744,468	3,376,133,824	1,055,553	765,756,872	2,074,611	1,272,305,776	1,614,304	1,338,071,176
秋田	66,509	55,355,338	44,390	24,545,923	11,922	5,841,780	10,197	24,967,635
山形	108,272	51,039,712	36,022	23,823,035	108	221,130	72,142	26,995,547
茨城	791,975	625,571,439	247,775	179,536,369	130,889	143,196,381	413,311	302,838,689
栃木	18,861	9,119,694	655	1,292,067			18,206	7,827,627
群馬	128,848	74,380,584	1,538	3,330,448	18,719	17,999,796	108,591	53,050,340
埼玉	98,942	107,836,816	43,908	41,279,367	4,460	3,479,439	50,574	63,078,010
千葉	1,816,676	1,210,079,823	1,277,584	887,306,817	198,355	26,055,474	340,737	296,717,532
東京	2,080,830	2,203,900,097	699,661	838,594,154	1,102,266	944,293,639	278,903	421,012,304
神奈川	168,411	117,856,588	84,606	37,556,619	13,010	27,478,470	70,795	52,821,499
新潟	332,351	197,235,156	47,150	26,571,428	6,463	6,942,460	278,738	163,721,268
富山	54,342	28,823,161	49,838	22,063,649			4,504	6,759,512
石川	10,887	10,628,601	4,842	3,190,856	416	617,400	5,629	6,820,345
福井	17,898	10,086,183	5,133	2,698,572	81	142,800	12,684	7,244,811
山梨	2,214	3,396,705	32	83,496			2,182	3,313,209
長野	75	696,181			50	252,000	25	444,181
岐阜	16,032	15,462,341			15,417	14,466,922	615	995,419
静岡	463,768	533,402,994	147,439	114,430,694	166,661	252,746,379	149,668	166,225,921
愛知	248,934	174,832,982	115,501	76,803,615	3,125	2,082,331	130,308	95,947,036
三重	99,310	94,380,603	58,808	47,644,456	33,042	40,195,706	7,460	6,540,441
滋賀	2,735	1,641,956	486	611,384			2,249	1,030,572
京都	9,179	8,558,245	5,382	5,629,456	3,797	2,928,789		
大阪	106,097	131,365,645	83,148	100,882,627	21,414	27,352,642	1,535	3,130,376
兵庫	130,979	149,472,641	78,089	81,957,334	8,367	10,479,037	44,523	57,036,270
奈良								
和歌山	9,933	13,816,442	4,682	3,330,237	30	57,120	5,221	10,429,085
鳥取	21,594	26,154,904	14,102	11,547,348	4,064	9,626,279	3,428	4,981,277
島根	16,976	19,496,454	16,437	18,791,258	10	18,900	529	686,296
岡山	16,621	11,515,148	283	411,287			16,338	11,103,861
広島	60,048	63,958,103	56,748	58,204,695	570	500,788	2,730	5,252,620
山口	64,969	78,677,268	49,201	57,308,233	27	54,936	15,741	21,314,099
徳島								
香川	8,067	12,930,837	303	736,949	5,023	8,447,495	2,741	3,746,393
愛媛	183,386	133,302,749	179,183	123,879,896	16	30,240	4,187	9,392,613
高知	744	487,335	744	487,335				
福岡	107,642	151,527,118	59,638	40,308,292	3,080	1,249,080	44,924	109,969,746

地 別 取 扱 高 表

単位：kg・円

種別 出荷地	合計		鮮 魚		冷 凍		塩干・加工品	
	数 量	金 額	数 量	金 額	数 量	金 額	数 量	金 額
佐賀	46,602	43,075,300	45,051	41,350,045	1,110	518,175	441	1,207,080
長崎	71,797	68,492,423	68,554	62,111,333	2,154	5,018,830	1,089	1,362,260
熊本	96,431	57,037,848	95,520	56,265,562			911	772,286
大分	54,006	34,861,904	53,451	34,213,818			555	648,086
宮崎	75,308	53,149,582	75,308	53,149,582				
鹿児島	49,969	42,813,479	49,942	42,772,445			27	41,034
沖縄	182,837	205,405,421	179,844	200,445,746	2,993	4,959,675		
総 計	19,859,896	15,168,934,826	9,716,037	6,801,430,562	4,900,799	3,533,548,716	5,243,060	4,833,955,548
平均単価		764		700		721		922

4.品目別取扱高順位表

(鮮魚)

数量 順位	品 目	数量(Kg)	比率(%)	金額 順位	金 額	比率(%)	平均単価
1	さんま	1,514,448	15.6	3	452,472,977	6.7	299
2	かつお	1,451,907	14.9	2	870,007,683	12.8	599
3	めばち	917,125	9.4	1	1,018,491,928	15.0	1,111
4	いか類	764,939	7.9	7	300,792,370	4.4	393
5	かれい類	434,421	4.5	5	317,572,027	4.7	731
6	はまち	401,855	4.1	6	317,182,749	4.7	789
7	たい	311,631	3.2	9	229,719,539	3.4	737
8	まぐろ	287,302	3.0	4	402,791,425	5.9	1,402
9	あじ	250,355	2.6	14	138,970,895	2.0	555
10	たこ類	210,608	2.2	11	195,191,022	2.9	927
11	ほたて	210,315	2.2	17	117,029,488	1.7	556
12	かに類	207,370	2.1	10	201,660,822	3.0	972
13	あんこう	197,823	2.0	13	152,238,324	2.2	770
14	さば類	188,659	1.9	25	54,766,718	0.8	290
15	あさり	184,749	1.9	16	119,615,393	1.8	647
16	さけ	168,063	1.7	18	113,588,209	1.7	676
17	かき	165,680	1.7	15	126,741,189	1.9	765
18	いわし	157,502	1.6	23	60,666,850	0.9	385
19	ほっき	130,330	1.3	24	55,006,547	0.8	422
20	きちじ	120,006	1.2	12	177,824,937	2.6	1,482
21	しじみ	114,818	1.2	19	86,621,431	1.3	754
22	たら類	110,465	1.1	26	49,717,976	0.7	450
23	どんこ	79,467	0.8	31	24,549,741	0.4	309
24	わかめ	65,641	0.7	29	30,213,569	0.4	460
25	ひらめ	59,831	0.6	20	76,593,040	1.1	1,280
26	すずき	55,023	0.6	28	31,222,887	0.5	567
27	うなぎ類	40,782	0.4	8	252,961,550	3.7	6,203
28	えび類	32,579	0.3	22	68,276,905	1.0	2,096
29	はまぐり	29,863	0.3	32	21,534,948	0.3	721

(鮮魚)

数量 順位	品 目	数量(K g)	比率(%)	金額 順位	金 額	比率(%)	平均単価
30	き わ だ	23,587	0.2	30	30,045,161	0.4	1,274
31	ほ う ぼ う 類	19,785	0.2	35	8,439,518	0.1	427
32	さ ざ え	16,352	0.2	33	15,836,130	0.2	968
33	こ ん ぶ	13,522	0.1	41	3,858,451	0.1	285
34	か じ き 類	12,154	0.1	36	7,251,599	0.1	597
35	あ わ び	12,024	0.1	21	72,187,064	1.1	6,004
36	い し も ち	11,824	0.1	42	3,032,150	0.0	256
37	め ん け 類	10,065	0.1	34	11,743,509	0.2	1,167
38	は た は た	7,896	0.1	44	2,645,280	0.0	335
39	ま す	6,442	0.1	39	4,367,590	0.1	678
40	貝 焼	4,608	0.0	27	41,206,188	0.6	8,942
41	あ ゆ	4,472	0.0	37	6,592,692	0.1	1,474
42	に し ん	3,824	0.0	46	1,847,850	0.0	483
43	こ の し ろ	3,651	0.0	43	2,650,288	0.0	726
44	な ま こ	2,374	0.0	45	2,467,942	0.0	1,040
45	し ら う お	2,238	0.0	40	4,129,415	0.1	1,845
46	どじょう(うなぎ)	1,505	0.0	38	5,366,297	0.1	3,566
1	そ の 他 鮮 魚	430,879	4.4	1	311,806,475	4.6	724
2	そ の 他 藻 類	118,929	1.2	3	67,453,781	1.0	567
3	そ の 他 貝 類	117,939	1.2	2	104,899,792	1.5	889
4	そ の 他	28,410	0.3	4	29,580,251	0.4	1,041
	鮮 魚 計	9,716,037	100.0		6,801,430,562	100.0	700

(冷凍魚)

数量 順位	品 目	数量(K g)	比率(%)	金額 順位	金 額	比率(%)	平均単価
1	冷 ほ っ け	872,288	17.8	3	277,788,373	7.9	318
2	冷 赤 魚	581,240	11.9	4	257,002,036	7.3	442
3	冷 か れ い	352,619	7.2	8	164,390,198	4.7	466
4	冷 い か	325,832	6.6	10	136,373,275	3.9	419
5	冷 え び	305,145	6.2	1	415,220,584	11.8	1,361

(冷凍魚)

数量 順位	品 目	数量(K g)	比率(%)	金額 順位	金 額	比率(%)	平均単価
6	冷 さ ん ま	255,122	5.2	16	30,895,349	0.9	121
7	冷 か つ お	243,132	5.0	6	206,436,032	5.8	849
8	冷 さ け	216,593	4.4	9	142,382,067	4.0	657
9	冷 か に	192,309	3.9	2	290,307,188	8.2	1,510
10	冷 さ ば	173,870	3.5	14	65,288,336	1.8	376
11	冷 ほ た て	146,438	3.0	11	128,421,712	3.6	877
12	冷 凍 ま ぐ ろ 類	127,216	2.6	5	244,201,689	6.9	1,920
13	冷 凍 め ば ち	126,280	2.6	7	188,171,198	5.3	1,490
14	冷 き ん き	83,990	1.7	13	68,248,936	1.9	813
15	冷 た ら	58,827	1.2	12	75,356,720	2.1	1,281
16	冷 た い	48,811	1.0	15	41,706,391	1.2	854
17	冷 た こ	46,084	0.9	17	28,751,841	0.8	624
18	冷 あ じ	37,978	0.8	21	9,475,358	0.3	249
19	冷 凍 き わ だ	21,390	0.4	18	19,164,339	0.5	896
20	冷 さ わ ら	15,738	0.3	24	7,757,050	0.2	493
21	冷 凍 か じ き 類	12,539	0.3	22	8,817,773	0.2	703
22	冷 き す	12,249	0.2	23	8,750,839	0.2	714
23	冷 め ん け	11,285	0.2	20	12,688,419	0.4	1,124
24	冷 に し ん	8,598	0.2	27	2,352,206	0.1	274
25	冷 プ ロ イ ラ ー	6,564	0.1	25	5,006,806	0.1	763
26	冷 イ ン ド ま ぐ ろ	4,990	0.1	19	13,313,240	0.4	2,668
27	冷 ま す	1,960	0.0	30	881,896	0.0	450
28	冷 メ ル ル ー サ	1,836	0.0	28	1,160,838	0.0	632
29	冷 く じ ら	710	0.0	26	3,155,250	0.1	4,444
30	冷 あ ゆ	660	0.0	29	1,130,850	0.0	1,713
31	冷カラスフィーレ	100	0.0	31	102,900	0.0	1,029
32	冷 す り み	90	0.0	32	79,443	0.0	883
1	そ の 他 冷 凍	332,720	6.8	1	317,808,304	9.0	955
2	冷 食 品	225,616	4.6	2	288,736,678	8.2	1,280
3	そ の 他 冷 貝 類	49,979	1.0	3	72,224,602	2.0	1,445

(冷凍魚)

	冷 凍 魚 計	4,900,798	100.0		3,533,548,716	100.0	721
--	---------	-----------	-------	--	---------------	-------	-----

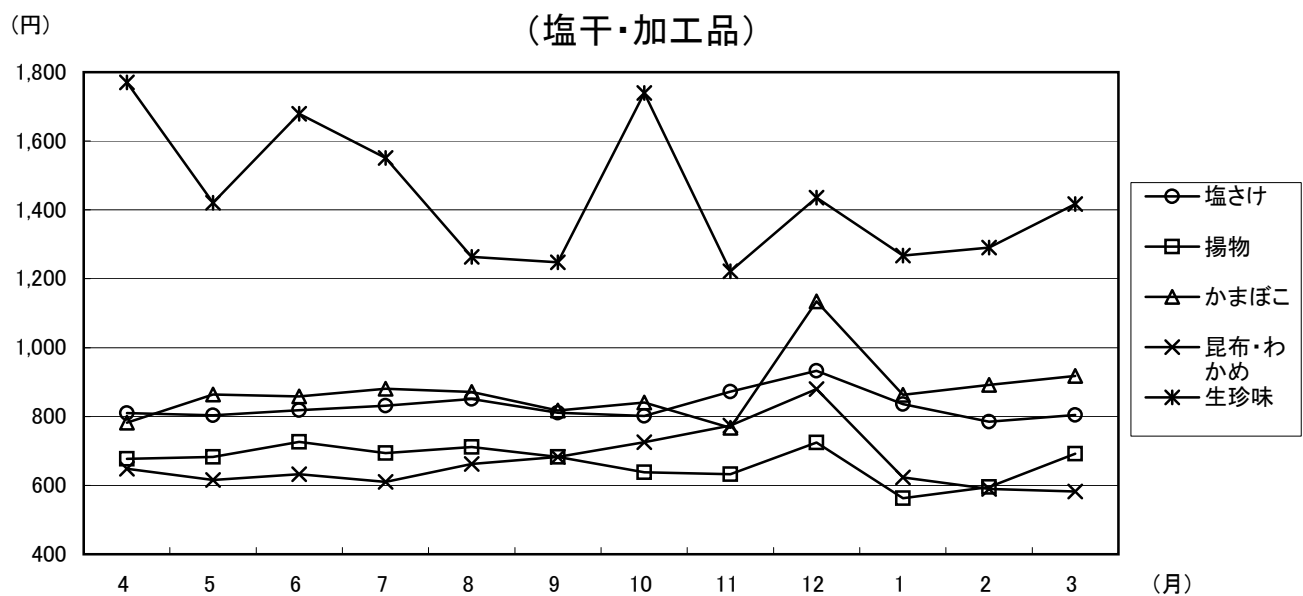
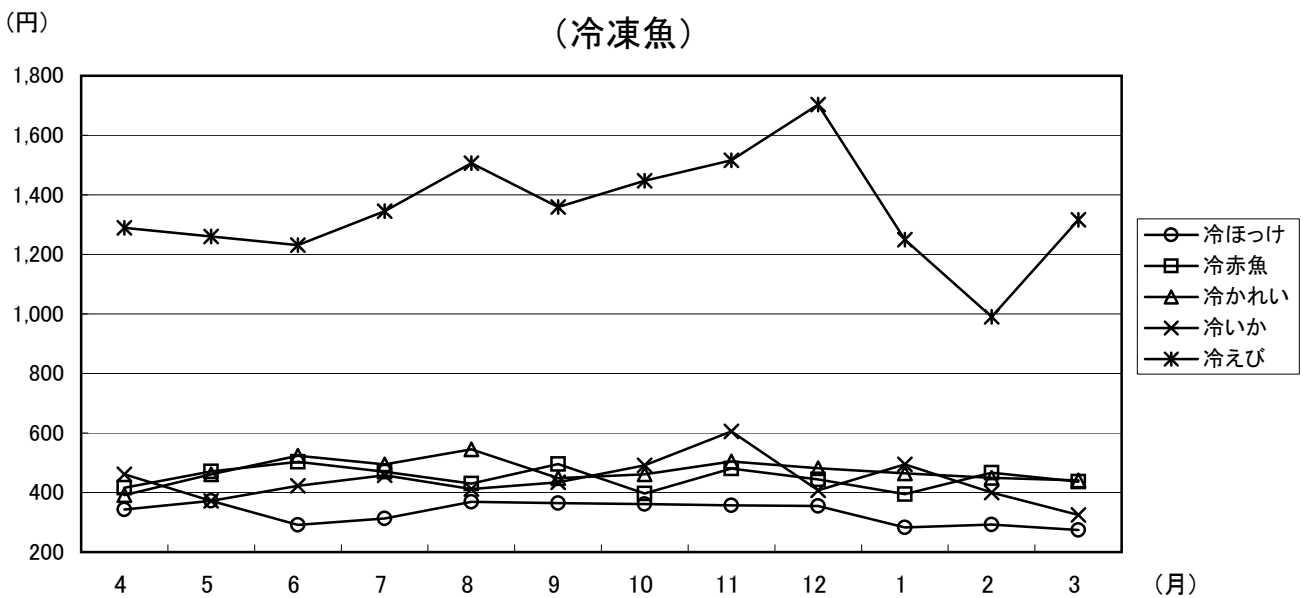
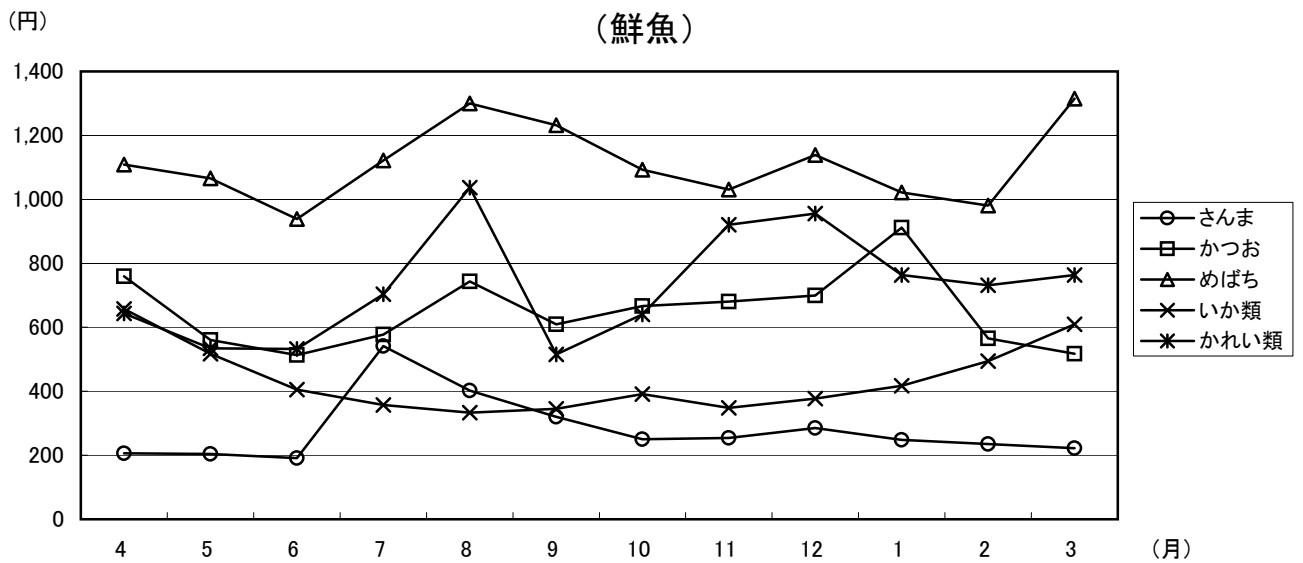
(塩干、加工品)

数量 順位	品 目	数量(Kg)	比率(%)	金額 順位	金 額	比率(%)	平均単価
1	塩 さ け	626,577	12.0	1	527,140,192	10.9	841
2	揚 物	608,413	11.6	2	404,261,291	8.4	664
3	か ま ぼ こ	252,169	4.8	6	223,521,705	4.6	886
4	昆 布 ・ わ か め	243,046	4.6	8	163,510,625	3.4	673
5	生 珍 味	202,260	3.9	3	294,210,553	6.1	1,455
6	開 干 さ ん ま	169,641	3.2	20	62,182,832	1.3	367
7	塩 か ら	149,602	2.9	7	170,540,732	3.5	1,140
8	開 干 あ じ	141,841	2.7	12	127,507,478	2.6	899
9	切 身 み り ん	130,884	2.5	14	94,368,512	2.0	721
10	開 干 ほ っ け	129,428	2.5	10	131,163,968	2.7	1,013
11	ち く わ	107,295	2.0	16	77,461,992	1.6	722
12	助 子	100,856	1.9	4	235,473,075	4.9	2,335
13	切 身 粕	91,165	1.7	15	90,360,378	1.9	991
14	煮 干	89,352	1.7	9	148,810,513	3.1	1,665
15	す る め	86,849	1.7	13	102,676,911	2.1	1,182
16	筋 子	84,158	1.6	5	225,713,393	4.7	2,682
17	丸 干 い わ し	73,201	1.4	22	42,038,601	0.9	574
18	佃 煮 ・ 漬 物	67,002	1.3	18	75,158,859	1.6	1,122
19	身 欠 に し ん	57,175	1.1	26	27,969,786	0.6	489
20	切 身 も ろ み	50,875	1.0	21	48,432,682	1.0	952
21	干 珍 味	37,617	0.7	17	76,997,430	1.6	2,047
22	い く ら	32,438	0.6	11	128,561,156	2.7	3,963
23	な る と	31,340	0.6	24	30,122,646	0.6	961
24	塩 ま す	30,219	0.6	29	23,741,692	0.5	786
25	開 干 さ ば	27,623	0.5	27	27,806,154	0.6	1,007
26	数 の 子	27,365	0.5	19	64,352,570	1.3	2,352
27	み り ん 干	23,106	0.4	23	36,841,584	0.8	1,594

(塩干、加工品)

数量 順位	品 目	数量(K g)	比率(%)	金額 順位	金 額	比率(%)	平均単価
28	焼 物	22,999	0.4	28	23,989,607	0.5	1,043
29	た こ 類	20,850	0.4	30	22,446,007	0.5	1,077
30	塩 ほ っ け	20,298	0.4	31	12,448,055	0.3	613
31	丸 干 さ ん ま	16,996	0.3	32	9,345,064	0.2	550
32	開 干 き ち じ	12,291	0.2	25	29,982,106	0.6	2,439
33	切 身 し ょ う が	7,959	0.2	33	6,548,415	0.1	823
34	ハム・ソーセージ	727	0.0	34	556,403	0.0	765
1	そ の 他 練 製 品	798,418	15.2	1	535,330,514	11.1	670
2	そ の 他	273,271	5.2	4	140,620,307	2.9	515
3	そ の 他 干 物	200,692	3.8	2	238,415,460	4.9	1,188
4	そ の 他 切 身	196,818	3.8	3	153,109,121	3.2	778
	塩 干 、 加 工 品 計	5,242,816	100.0		4,833,718,369	100.0	922

5. 主要品目月別平均単価推移図



6 .種別・出荷地

種別・出荷地	計	4月	5月	6月	7月	8月
福島	4,004,368	273,394	392,287	481,432	364,970	280,966
合計	2,784,241,294	202,912,930	256,209,258	309,370,932	273,355,956	232,897,779
鮮魚	2,413,801	110,129	242,592	353,329	238,767	153,049
冷凍	1,410,921,440	78,050,481	148,449,396	200,971,960	164,988,557	124,801,765
塩干・加工品	642,718	78,294	69,813	53,204	42,537	52,553
	450,668,648	44,524,284	39,632,991	32,595,783	31,133,746	39,413,377
	947,849	84,971	79,882	74,899	83,666	75,364
	922,651,206	80,338,165	68,126,871	75,803,189	77,233,653	68,682,637
北海道	1,266,808	84,404	79,012	69,129	93,456	192,428
合計	1,101,501,947	78,512,526	77,474,957	70,385,854	89,593,426	137,627,578
鮮魚	871,205	58,165	51,707	38,086	57,465	166,164
冷凍	688,407,674	48,173,147	46,960,662	37,382,305	50,880,554	102,823,678
塩干・加工品	139,641	6,930	3,653	9,455	9,524	10,032
	119,731,784	9,227,273	5,622,020	10,945,678	10,447,093	13,830,637
	255,962	19,309	23,652	21,588	26,467	16,232
	293,362,489	21,112,106	24,892,275	22,057,871	28,265,779	20,973,263
青森	1,248,101	92,208	104,834	100,020	110,117	124,047
合計	775,240,957	69,013,013	66,758,621	61,527,981	62,552,613	73,058,960
鮮魚	682,035	48,027	48,814	50,513	67,520	84,948
冷凍	356,895,749	34,956,086	32,373,186	28,271,132	29,609,378	39,666,878
塩干・加工品	259,167	12,059	25,389	21,720	15,312	12,278
	117,484,641	5,738,537	8,627,538	7,607,004	6,540,435	7,507,670
	306,899	32,122	30,631	27,787	27,285	26,821
	300,860,567	28,318,390	25,757,897	25,649,845	26,402,800	25,884,412
岩手	755,096	14,123	14,518	19,672	33,600	97,269
合計	299,991,004	10,138,648	10,940,400	12,687,814	19,063,564	37,546,743
鮮魚	712,466	12,538	12,939	18,154	31,800	95,749
冷凍	254,302,400	7,323,111	7,963,522	9,822,744	15,261,091	34,477,242
塩干・加工品	27,022	244	200	160	370	370
	16,103,774	221,361	208,425	148,575	248,535	252,525
	15,608	1,341	1,379	1,358	1,430	1,150
	29,584,830	2,594,176	2,768,453	2,716,495	3,553,938	2,816,976
宮城	4,744,468	359,393	296,165	406,305	449,672	445,715
合計	3,376,133,824	253,063,009	228,172,661	252,923,285	316,588,116	323,412,740
鮮魚	1,055,553	56,058	68,929	95,408	128,749	117,451
冷凍	765,756,872	46,754,809	51,379,675	56,825,023	83,149,196	82,149,795
塩干・加工品	2,074,611	170,675	105,279	187,655	192,142	191,314
	1,272,305,776	100,916,720	76,917,935	93,451,579	118,211,147	122,515,754
	1,614,304	132,660	121,957	123,242	128,781	136,950
	1,338,071,176	105,391,480	99,875,051	102,646,683	115,227,773	118,747,191
秋田	66,509	4,296	7,690	9,852	2,996	3,741
合計	55,355,338	3,144,547	3,519,636	4,991,952	2,773,748	4,599,319
鮮魚	44,390	3,385	6,686	8,793	1,658	1,157
冷凍	24,545,923	2,680,383	3,019,258	3,911,290	1,093,000	1,270,093
塩干・加工品	11,922	840	960	840	837	1,440
	5,841,780	411,600	470,400	411,600	410,130	705,600
	10,197	71	44	219	501	1,144
	24,967,635	52,564	29,978	669,062	1,270,618	2,623,626
山形	108,272	9,082	8,800	14,203	9,916	14,034
合計	51,039,712	3,987,376	4,043,599	5,500,949	5,085,703	9,040,733
鮮魚	36,022	1,992	2,933	7,354	3,999	8,512
冷凍	23,823,035	1,362,849	1,505,332	2,694,860	2,567,550	7,019,527
塩干・加工品	108	108	108	108	108	108
	221,130	7,090	5,759	6,849	5,917	5,522
	72,142	2,624,527	2,317,137	2,806,089	2,518,153	2,021,206
茨城	791,974	69,947	67,418	69,481	54,496	55,861
合計	625,571,439	54,082,484	47,592,979	48,417,156	43,833,669	48,001,773
鮮魚	247,776	21,519	21,241	19,863	10,114	9,242
冷凍	179,536,369	15,239,007	12,949,375	12,179,454	8,502,456	8,802,072
塩干・加工品	130,888	10,054	10,394	13,773	13,041	11,973
	143,196,381	10,090,042	9,226,908	9,407,650	12,614,405	13,111,680
	413,310	38,374	35,783	35,845	31,341	34,646
	302,838,689	28,753,435	25,416,696	26,830,052	22,716,808	26,088,021

別・月別取扱高表

単位 上段：数量=kg
下段：金額=円

9月	10月	11月	12月	1月	2月	3月
386,862	456,484	338,310	336,706	207,488	234,213	251,256
211,515,138	246,678,049	209,335,995	327,245,589	159,035,204	163,404,824	192,279,640
281,586	339,095	218,630	153,388	98,774	109,938	114,524
120,602,048	130,141,282	98,388,752	134,266,573	68,346,748	66,910,695	75,003,183
42,168	40,034	48,081	66,797	51,497	46,189	51,551
30,647,787	32,884,311	37,027,406	52,692,262	34,725,208	34,186,893	41,204,600
63,108	77,355	71,599	116,521	57,217	78,086	85,181
60,265,303	83,652,456	73,919,837	140,286,754	55,963,248	62,307,236	76,071,857
158,294	101,238	113,385	180,793	52,210	59,947	82,512
97,857,124	81,398,483	101,719,682	206,587,608	49,082,869	49,320,063	61,941,777
143,443	75,889	67,819	102,829	34,068	36,388	39,182
78,640,782	53,238,547	66,801,944	108,136,990	30,457,292	29,507,576	35,404,197
5,336	7,143	6,635	25,349	10,444	13,993	31,147
6,024,648	7,441,262	6,974,637	21,711,374	7,253,191	8,370,820	11,883,151
9,515	18,206	38,931	52,615	7,698	9,566	12,183
13,191,694	20,718,674	27,943,101	76,739,244	11,372,386	11,441,667	14,654,429
71,602	85,917	134,290	158,528	78,620	87,869	100,049
45,988,737	48,981,263	66,816,557	108,761,930	49,506,517	59,132,954	63,141,811
40,061	49,704	91,052	62,841	43,990	48,514	46,051
18,803,191	21,391,133	35,287,227	35,454,762	23,862,692	30,989,515	26,230,569
10,103	15,920	20,546	59,380	16,869	19,266	30,325
5,009,628	8,187,240	10,784,104	26,611,862	8,384,206	8,680,575	13,805,842
21,438	20,293	22,692	36,307	17,761	20,089	23,673
22,175,918	19,402,890	20,745,226	46,695,306	17,259,619	19,462,864	23,105,400
236,236	169,683	62,348	51,062	21,068	15,571	19,946
74,839,345	46,524,369	25,421,084	28,637,048	10,993,367	9,725,078	13,473,544
234,460	168,058	54,095	36,970	16,226	13,057	18,420
72,827,322	44,237,997	18,362,933	18,014,530	7,564,236	7,202,715	11,244,957
448	110	6,980	12,406	4,162	1,452	120
226,842	112,665	4,681,044	6,894,809	2,117,759	867,439	123,795
1,328	1,515	1,273	1,686	680	1,062	1,406
1,785,181	2,173,707	2,377,107	3,727,709	1,311,372	1,654,924	2,104,792
406,899	406,761	358,494	476,488	359,274	351,220	428,082
281,595,581	292,471,294	275,853,254	430,042,744	229,303,862	229,484,542	263,222,736
120,651	130,960	87,358	80,736	55,188	63,269	50,796
84,644,187	91,207,087	65,024,973	65,216,531	45,033,191	51,210,432	43,161,973
163,896	140,848	129,498	195,825	180,463	170,610	246,406
100,389,723	96,157,316	96,545,243	165,343,711	96,922,315	88,102,851	116,831,482
122,352	134,953	141,638	199,927	123,623	117,341	130,880
96,561,671	105,106,891	114,283,038	199,482,502	87,348,356	90,171,259	103,229,281
7,125	5,306	4,855	9,041	2,917	4,534	4,156
3,970,321	4,473,866	3,538,324	10,640,891	4,850,315	3,964,183	4,888,236
5,746	3,580	3,237	5,050	761	2,572	1,765
2,616,902	2,296,579	1,508,851	3,566,143	381,570	1,109,103	1,092,751
960	957	960	1,536	492	960	1,140
470,400	468,930	470,400	752,640	241,080	470,400	558,600
419	769	658	2,455	1,664	1,002	1,251
883,019	1,708,357	1,559,073	6,322,108	4,227,665	2,384,680	3,236,885
8,006	8,067	8,783	6,482	7,224	6,133	7,542
3,830,065	4,115,008	4,057,463	3,081,324	2,718,264	2,420,108	3,159,120
2,767	1,645	1,351	1,709	668	1,730	1,362
1,887,516	1,642,025	1,246,696	1,187,888	573,361	1,042,813	1,092,618
5,239	6,422	7,432	4,773	6,556	4,403	6,180
1,942,549	2,472,983	2,810,767	1,893,436	2,144,903	1,377,295	2,066,502
60,960	68,391	67,634	87,251	64,183	62,554	63,798
45,334,964	51,502,726	55,429,907	85,686,716	47,738,918	46,696,328	51,253,819
20,439	25,000	23,236	32,072	23,614	20,940	20,496
14,047,146	17,112,832	17,069,770	23,658,047	17,851,361	15,805,093	16,319,756
10,183	7,852	11,378	18,775	5,542	8,694	9,229
8,704,024	8,228,972	12,431,214	32,292,063	7,239,101	9,136,974	10,713,348
30,338	35,539	33,020	36,404	35,027	32,920	34,073
22,583,794	26,160,922	25,928,923	29,736,606	22,648,456	21,754,261	24,220,715

種別・出荷地	計	4月	5月	6月	7月	8月
栃木	18,862	2,652	2,515	1,453	1,868	1,937
合計	9,119,694	961,732	922,327	1,068,175	1,455,094	867,273
鮮魚	655		0	258	345	37
	1,292,067		0	435,120	753,060	71,505
塩干・加工品	18,207	2,652	2,515	1,195	1,523	1,900
	7,827,627	961,732	922,327	633,055	702,034	795,768
群馬	128,846	12,514	15,463	13,971	11,961	9,726
合計	74,380,584	7,187,465	9,244,461	7,492,461	6,545,194	4,655,667
鮮魚	1,538	72	50	47	48	52
	3,330,448	178,206	136,206	132,930	136,962	145,026
冷凍	18,719	1,593	5,616	3,870	2,350	540
	17,999,796	2,125,116	4,823,712	3,000,982	2,010,279	367,920
塩干・加工品	108,589	10,849	9,797	10,054	9,563	9,134
	53,050,340	4,884,143	4,284,543	4,358,549	4,397,953	4,142,721
埼玉	98,942	4,520	4,000	8,278	21,360	14,501
合計	107,836,816	5,383,898	4,487,883	8,565,339	18,624,430	15,275,441
鮮魚	43,906	1,048	1,166	1,887	12,884	9,360
	41,279,367	1,132,986	928,581	1,619,987	10,786,833	8,105,748
冷凍	4,460	375	270	815	705	90
	3,479,439	344,295	229,320	548,625	415,696	100,958
塩干・加工品	50,576	3,097	2,564	5,576	7,771	5,051
	63,078,010	3,906,617	3,329,982	6,396,727	7,421,901	7,068,735
千葉	1,816,677	175,856	217,412	125,635	150,971	137,211
合計	1,210,079,823	135,023,997	153,227,063	80,514,661	93,693,468	104,758,539
鮮魚	1,277,586	145,607	187,693	98,176	122,235	108,119
	887,306,817	110,532,530	129,585,982	58,480,325	68,551,390	77,802,451
冷凍	198,354	719	1,091	2,243	1,855	1,571
	26,055,474	620,498	795,933	1,270,244	1,040,509	1,831,013
塩干・加工品	340,737	29,530	28,628	25,216	26,881	27,521
	296,717,532	23,870,969	22,845,148	20,764,092	24,101,569	25,125,075
東京	2,080,828	160,087	161,798	149,569	155,043	176,676
合計	2,203,900,097	182,583,328	173,763,609	156,655,083	191,774,412	203,718,983
鮮魚	699,660	48,370	60,946	49,580	48,581	56,443
	838,594,154	59,698,559	69,935,637	55,289,599	59,902,811	76,193,699
冷凍	1,102,266	83,421	76,443	80,179	82,710	97,110
	944,293,639	80,051,405	67,008,934	70,947,394	94,116,562	87,879,288
塩干・加工品	278,902	28,296	24,409	19,810	23,752	23,123
	421,012,304	42,833,364	36,819,038	30,418,090	37,755,039	39,645,996
神奈川	168,411	18,186	18,620	20,029	18,586	17,058
合計	117,856,588	13,686,341	13,255,830	10,251,908	12,126,805	11,248,482
鮮魚	84,606	8,916	10,002	12,859	10,140	9,175
	37,556,619	3,960,167	5,082,325	3,919,956	3,775,637	3,424,263
冷凍	13,010	2,364	1,151	885	1,660	1,360
	27,478,470	4,026,381	2,432,589	1,248,308	3,047,942	2,196,911
塩干・加工品	70,795	6,906	7,467	6,285	6,786	6,523
	52,821,499	5,699,793	5,740,916	5,083,644	5,303,226	5,627,308
新潟	332,353	31,286	26,817	27,722	25,039	27,713
合計	197,235,156	16,296,423	16,325,763	16,764,681	15,413,519	16,926,420
鮮魚	47,152	5,195	5,075	6,320	2,921	3,732
	26,571,428	3,013,475	2,788,738	3,211,700	1,745,420	2,487,531
冷凍	6,464	541	291	253	307	2,884
	6,942,460	777,526	449,820	418,373	426,657	1,363,362
塩干・加工品	278,737	25,550	21,451	21,149	21,811	21,097
	163,721,268	12,505,422	13,087,205	13,134,608	13,241,442	13,075,527
富山	54,343	3,369	8,085	10,011	3,104	2,160
合計	28,823,161	2,483,729	4,372,506	4,523,360	1,784,820	1,254,116
鮮魚	49,839	2,866	7,535	9,701	2,759	1,740
	22,063,649	1,776,732	3,619,971	4,025,660	1,230,924	618,362
塩干・加工品	4,504	503	550	310	345	420
	6,759,512	706,997	752,535	497,700	553,896	635,754

9月	10月	11月	12月	1月	2月	3月
1,269	1,397	1,298	1,281	994	1,009	1,189
655,106	594,690	630,493	711,452	380,445	387,135	485,772
5			10			
9,282			23,100			
1,264	1,397	1,298	1,271	994	1,009	1,189
645,824	594,690	630,493	688,352	380,445	387,135	485,772
8,237	8,475	7,947	7,743	6,980	9,939	15,890
4,271,681	4,897,702	4,715,854	6,431,142	3,875,278	5,350,753	9,712,926
49	86	70	93	208	345	418
127,292	189,189	181,776	189,063	313,047	721,219	879,532
120	140	170	680	350	220	3,070
190,050	235,725	267,225	1,081,817	415,800	346,290	3,134,880
8,068	8,249	7,707	6,970	6,422	9,374	12,402
3,954,339	4,472,788	4,266,853	5,160,262	3,146,431	4,283,244	5,698,514
11,103	7,773	6,795	13,150	3,061	2,301	2,100
10,967,118	8,694,502	7,960,451	16,919,850	4,534,678	3,402,389	3,020,837
7,532	2,110	2,218	2,151	1,714	1,127	709
6,415,828	2,633,218	1,639,411	3,763,045	2,412,754	1,338,173	502,803
635	855	215	200	55	105	140
501,795	618,345	194,985	202,230	71,820	105,840	145,530
2,936	4,808	4,362	10,799	1,292	1,069	1,251
4,049,495	5,442,939	6,126,055	12,954,575	2,050,104	1,958,376	2,372,504
239,117	133,270	115,575	125,612	99,146	114,366	182,506
80,948,066	82,343,596	88,642,609	104,894,318	73,154,766	78,773,540	134,105,200
65,039	77,233	89,307	85,449	65,436	82,338	150,954
51,370,013	58,964,927	64,803,878	65,275,910	47,054,767	53,369,141	101,515,503
151,219	31,917	1,687	2,101	1,631	345	1,975
9,251,419	2,743,559	1,107,725	2,269,791	903,026	316,367	3,905,390
22,859	24,120	24,581	38,062	32,079	31,683	29,577
20,326,634	20,635,110	22,731,006	37,348,617	25,196,973	25,088,032	28,684,307
155,518	150,096	176,794	264,132	152,905	178,329	199,881
160,078,608	157,135,653	173,760,545	313,277,202	151,994,738	153,195,866	185,962,070
48,720	52,349	58,130	85,990	67,695	60,552	62,304
60,528,050	56,025,268	62,879,197	117,889,355	74,861,007	65,876,218	79,514,754
84,539	76,599	97,901	143,768	69,823	96,312	113,461
66,781,403	69,107,340	79,184,485	135,963,437	54,640,027	62,777,594	75,835,770
22,259	21,148	20,763	34,374	15,387	21,465	24,116
32,769,155	32,003,045	31,696,863	59,424,410	22,493,704	24,542,054	30,611,546
10,860	10,076	7,475	14,105	6,545	13,163	13,708
7,973,822	8,335,526	6,733,952	10,909,979	4,688,007	7,527,668	11,118,268
4,202	4,197	2,426	7,136	3,183	6,348	6,022
2,237,317	2,617,603	1,568,439	3,851,071	1,871,346	2,228,786	3,019,709
903	702	907	212	216	1,173	1,477
1,883,023	2,374,297	2,165,186	476,280	752,034	2,373,447	4,502,072
5,755	5,177	4,142	6,757	3,146	5,642	6,209
3,853,482	3,343,626	3,000,327	6,582,628	2,064,627	2,925,435	3,596,487
30,159	28,620	26,724	34,394	26,600	25,654	21,625
15,452,934	14,806,021	14,285,764	29,329,515	13,292,067	14,947,898	13,394,151
4,336	2,621	1,447	3,373	5,268	5,703	1,161
2,467,414	2,022,581	1,126,572	1,649,453	2,071,041	3,135,543	851,960
179	203	457	461	175	312	401
281,873	296,374	780,561	829,196	261,797	519,940	536,981
25,644	25,796	24,820	30,560	21,157	19,639	20,063
12,703,647	12,487,066	12,378,631	26,850,866	10,959,229	11,292,415	12,005,210
2,630	2,915	2,898	4,931	2,687	6,715	4,838
1,214,721	1,442,315	1,737,923	3,139,225	1,328,444	2,981,644	2,560,358
2,320	2,526	2,329	4,243	2,557	6,540	4,723
722,817	807,149	900,527	2,154,829	1,118,780	2,714,524	2,373,374
310	389	569	688	130	175	115
491,904	635,166	837,396	984,396	209,664	267,120	186,984

種別・出荷地	計	4月	5月	6月	7月	8月
石川	10,887	946	960	1,260	1,058	1,030
合計	10,628,601	986,623	774,081	971,433	945,696	1,379,931
鮮魚	4,842	268	592	866	492	236
	3,190,856	192,990	395,115	569,157	307,757	173,985
冷凍	416	48	32	32	32	32
	617,400	87,360	27,720	43,680	43,680	65,520
塩干・加工品	5,629	630	336	362	534	762
	6,820,345	706,273	351,246	358,596	594,259	1,140,426
福井	17,902	3,328	2,979	2,223	1,618	1,136
合計	10,086,183	1,455,729	1,526,017	1,065,559	941,334	667,143
鮮魚	5,134	1,869	1,832	599	419	22
	2,698,572	730,798	938,964	258,039	264,705	46,200
冷凍	81					
	142,800					
塩干・加工品	12,687	1,459	1,147	1,624	1,199	1,114
	7,244,811	724,931	587,053	807,520	676,629	620,943
山梨	2,214	186	162	138	164	222
合計	3,396,705	232,596	180,852	161,376	213,675	252,284
鮮魚	32					
	83,496					
塩干・加工品	2,182	186	162	138	164	222
	3,313,209	232,596	180,852	161,376	213,675	252,284
長野	75	2	1	1	1	2
合計	696,181	24,255	24,120	12,128	12,128	24,256
冷凍	50					
	252,000					
塩干・加工品	25	2	1	1	1	2
	444,181	24,255	24,120	12,128	12,128	24,256
岐阜	16,032	2,793	1,569	1,470	1,488	1,121
合計	15,462,341	2,064,896	1,549,622	1,457,075	1,459,196	1,113,693
冷凍	15,417	2,715	1,504	1,378	1,428	1,068
	14,466,922	1,945,650	1,440,758	1,335,863	1,357,230	1,023,540
塩干・加工品	615	78	65	92	60	53
	995,419	119,246	108,864	121,212	101,966	90,153
静岡	463,768	48,089	50,946	38,711	45,833	35,305
合計	533,402,994	54,387,454	51,922,249	42,256,495	60,704,656	44,233,575
鮮魚	147,439	13,156	18,517	9,849	13,181	7,467
	114,430,694	11,672,301	14,595,588	7,849,791	12,449,849	7,029,008
冷凍	166,660	21,367	18,129	12,861	15,084	14,116
	252,746,379	27,492,076	22,788,006	18,216,960	31,025,033	20,185,914
塩干・加工品	149,669	13,566	14,300	16,001	17,568	13,722
	166,225,921	15,223,077	14,538,655	16,189,744	17,229,774	17,018,653
愛知	248,934	26,227	25,965	28,207	19,196	17,074
合計	174,832,982	19,236,419	18,415,480	20,663,923	14,813,587	13,903,417
鮮魚	115,503	14,597	16,026	15,532	8,075	6,224
	76,803,615	10,634,774	11,162,604	11,315,904	6,372,026	4,970,430
冷凍	3,125	235	230	260	340	280
	2,082,331	145,845	189,735	164,850	220,395	180,180
塩干・加工品	130,306	11,395	9,709	12,415	10,781	10,570
	95,947,036	8,455,800	7,063,141	9,183,169	8,221,166	8,752,807
三重	99,309	10,738	11,503	7,661	8,241	10,843
合計	94,380,603	9,274,042	10,727,349	6,350,711	7,830,296	10,191,045
鮮魚	58,807	5,547	7,679	4,945	4,695	4,920
	47,644,456	4,203,201	5,828,785	3,949,707	3,718,732	4,206,897
冷凍	33,041	4,588	3,032	1,634	3,230	4,562
	40,195,706	4,277,629	4,207,055	1,491,189	3,734,782	5,286,801
塩干・加工品	7,461	603	792	1,082	316	1,361
	6,540,441	793,212	691,509	909,815	376,782	697,347
滋賀	2,735	20	111	266	336	305
合計	1,641,956	15,120	60,270	274,092	406,687	215,246
鮮魚	486			140	266	80
	611,384			188,160	330,614	92,610
塩干・加工品	2,249	20	111	126	70	225
	1,030,572	15,120	60,270	85,932	76,073	122,636

9月	10月	11月	12月	1月	2月	3月
759	750	587	944	555	1,258	780
828,503	772,959	624,940	945,127	641,561	1,029,025	728,722
226	216	168	305	133	917	423
161,700	147,420	114,660	212,100	95,235	547,001	273,736
32	32	16	96		32	32
43,680	43,680	43,680	131,040		43,680	43,680
501	502	403	543	422	309	325
623,123	581,859	466,600	601,987	546,326	438,344	411,306
885	1,396	722	705	499	1,475	936
522,761	577,772	509,420	639,575	296,623	978,841	905,409
162	9	4			12	206
65,363	27,300	8,400			43,050	315,753
				20	26	35
				33,600	50,400	58,800
723	1,387	718	705	479	1,437	695
457,398	550,472	501,020	639,575	263,023	885,391	530,856
190	170	247	309	96	164	166
272,202	210,504	317,767	1,040,109	107,982	225,120	182,238
26					6	
54,516					28,980	
164	170	247	309	96	158	166
217,686	210,504	317,767	1,040,109	107,982	196,140	182,238
4	13	22	3	11	3	12
122,956	124,006	142,381	36,384	62,528	36,383	74,656
	10	20		10		10
	50,400	100,800		50,400		50,400
4	3	2	3	1	3	2
122,956	73,606	41,581	36,384	12,128	36,383	24,256
1,270	1,072	971	1,155	992	901	1,230
1,292,319	951,006	1,058,610	1,209,390	999,327	935,886	1,371,321
1,222	1,026	941	1,125	965	865	1,180
1,210,671	872,760	1,007,580	1,158,360	953,400	874,650	1,286,460
48	46	30	30	27	36	50
81,648	78,246	51,030	51,030	45,927	61,236	84,861
28,984	35,629	36,540	39,915	31,981	34,624	37,211
34,169,939	38,737,001	41,104,952	45,324,679	37,582,977	38,397,947	44,581,070
9,398	16,452	13,417	12,741	11,647	10,540	11,074
7,109,415	10,416,153	10,287,084	9,741,605	7,401,063	7,684,087	8,194,750
10,994	10,232	11,856	13,927	12,312	12,726	13,056
16,630,662	17,074,071	18,566,829	20,734,845	21,232,182	18,782,409	20,017,392
8,592	8,945	11,267	13,247	8,022	11,358	13,081
10,429,862	11,246,777	12,251,039	14,848,229	8,949,732	11,931,451	16,368,928
18,609	18,031	21,252	19,946	16,473	18,804	19,150
12,609,522	12,001,972	13,826,986	14,130,277	10,296,475	11,431,786	13,503,138
10,080	8,216	6,800	7,307	7,234	8,368	7,044
5,789,998	4,355,380	4,165,734	4,676,555	4,464,069	4,407,997	4,488,144
350	230	290	390	130	190	200
220,290	150,150	192,885	299,116	73,710	118,020	127,155
8,179	9,585	14,162	12,249	9,109	10,246	11,906
6,599,234	7,496,442	9,468,367	9,154,606	5,758,696	6,905,769	8,887,839
6,968	6,064	6,650	10,689	4,639	6,810	8,503
6,921,245	5,971,555	7,463,806	11,633,652	4,372,255	5,883,621	7,761,026
4,318	3,931	3,868	5,379	3,130	5,146	5,249
3,458,808	3,435,791	3,302,529	4,525,211	2,665,661	4,132,734	4,216,400
1,668	1,262	2,457	4,719	1,252	1,593	3,044
2,972,843	2,134,433	3,849,952	6,261,616	1,446,929	1,369,737	3,162,740
982	871	325	591	257	71	210
489,594	401,331	311,325	846,825	259,665	381,150	381,886
199	138	450	463	180	26	241
53,697	73,227	159,968	148,239	78,750	42,210	114,450
199	138	450	463	180	26	241
53,697	73,227	159,968	148,239	78,750	42,210	114,450

種別・出荷地	計	4月	5月	6月	7月	8月
京都	9,178	599	520	438	580	707
合計	8,558,245	555,632	492,457	412,891	560,068	682,647
鮮魚	5,381	599	520	390	562	707
	5,629,456	555,632	492,457	372,571	544,948	682,647
冷凍	3,797			48	18	
	2,928,789			40,320	15,120	
大阪	106,098	3,711	4,809	9,503	12,298	12,902
合計	131,365,645	4,905,549	6,753,280	11,831,980	15,800,061	18,033,362
鮮魚	83,148	2,715	3,926	7,022	8,940	11,478
	100,882,627	3,320,123	5,326,632	8,152,973	10,863,240	16,120,261
冷凍	21,414	837	644	2,315	3,182	1,254
	27,352,642	1,239,976	1,010,428	3,361,602	4,501,596	1,617,715
塩干・加工品	1,536	159	239	166	176	170
	3,130,376	345,450	416,220	317,405	435,225	295,386
兵庫	130,977	9,978	9,211	6,912	7,858	8,874
合計	149,472,641	12,025,438	10,149,114	8,511,740	10,332,414	11,736,528
鮮魚	78,087	5,293	4,770	2,545	2,998	3,694
	81,957,334	5,876,317	4,759,075	3,025,547	3,834,481	4,981,022
冷凍	8,367	498	271	292	875	972
	10,479,037	830,828	626,317	621,858	1,243,750	1,218,819
塩干・加工品	44,523	4,187	4,170	4,075	3,985	4,208
	57,036,270	5,318,293	4,763,722	4,864,335	5,254,183	5,536,687
和歌山	9,934	853	511	347	639	732
合計	13,816,442	1,052,620	1,176,925	634,263	1,027,530	1,421,847
鮮魚	4,683	475		44	291	59
	3,330,237	266,632		10,080	343,707	80,262
冷凍	30		5	10	10	
	57,120		14,280	14,280	14,280	
塩干・加工品	5,221	378	506	293	338	673
	10,429,085	785,988	1,162,645	609,903	669,543	1,341,585
鳥取	21,595	2,271	1,204	1,492	2,162	934
合計	26,154,904	2,033,508	2,077,134	2,339,999	2,868,720	1,135,682
鮮魚	14,102	1,705	421	973	1,536	589
	11,547,348	970,345	425,782	1,194,816	1,521,591	585,555
冷凍	4,064	336	508	319	331	155
	9,626,279	803,502	1,282,575	865,998	880,614	331,170
塩干・加工品	3,429	230	275	200	295	190
	4,981,277	259,661	368,777	279,185	466,515	218,957
島根	16,977	942	1,280	1,041	856	2,220
合計	19,496,454	1,049,187	1,303,680	866,829	1,244,208	2,545,142
鮮魚	16,437	922	1,265	1,031	746	2,210
	18,791,258	1,018,947	1,277,220	851,709	1,129,800	2,530,022
冷凍	10		10			
	18,900		18,900			
塩干・加工品	530	20	5	10	110	10
	686,296	30,240	7,560	15,120	114,408	15,120
岡山	16,622	640	652	470	398	225
合計	11,515,148	854,657	763,541	527,041	475,882	297,192
鮮魚	283	107	48	24	68	24
	411,287	155,348	66,413	31,500	108,151	32,025
塩干・加工品	16,339	533	604	446	330	201
	11,103,861	699,309	697,128	495,541	367,731	265,167
広島	60,048	5,239	3,117	4,378	4,757	2,312
合計	63,958,103	5,080,660	3,194,890	3,829,689	4,601,891	2,553,731
鮮魚	56,748	4,927	2,807	4,178	4,418	2,034
	58,204,695	4,531,825	2,603,005	3,401,058	4,003,339	2,085,930
冷凍	570	60	60	20	20	40
	500,788	53,550	53,550	17,850	17,850	35,700
塩干・加工品	2,730	252	250	180	319	238
	5,252,620	495,285	538,335	410,781	580,702	432,101

9月	10月	11月	12月	1月	2月	3月
293	592	3,089	1,231	199	435	495
283,923	619,814	2,511,612	1,199,654	246,463	464,308	528,776
293	391	378	488	199	385	469
283,923	460,158	455,097	603,114	246,463	424,145	508,301
	201	2,711	743		50	26
	159,656	2,056,515	596,540		40,163	20,475
8,740	9,735	6,989	18,198	4,948	5,416	8,849
11,867,113	11,294,355	7,370,180	19,518,279	5,607,109	6,988,637	11,395,740
8,199	9,447	5,836	10,165	3,366	4,069	7,985
10,980,680	10,871,100	5,928,533	11,123,160	3,665,029	4,609,819	9,921,077
443	218	1,064	7,934	1,472	1,317	734
659,633	305,655	1,224,087	8,085,159	1,761,060	2,328,418	1,257,313
98	70	89	99	110	30	130
226,800	117,600	217,560	309,960	181,020	50,400	217,350
7,536	9,767	12,226	24,959	10,958	12,587	10,111
9,315,950	11,266,020	14,732,316	25,203,900	10,626,028	13,309,189	12,264,004
3,432	5,505	8,534	19,040	8,771	8,474	5,031
4,096,662	5,924,019	9,467,574	17,943,431	7,461,908	8,290,429	6,296,869
917	803	422	963	55	1,194	1,105
1,126,881	985,497	594,279	930,867	101,115	1,262,415	936,411
3,187	3,459	3,270	4,956	2,132	2,919	3,975
4,092,407	4,356,504	4,670,463	6,329,602	3,063,005	3,756,345	5,030,724
318	547	579	581	1,115	471	3,241
671,265	903,798	948,686	1,048,950	1,862,649	641,273	2,426,636
		150		575	168	2,921
		58,275		627,754	81,035	1,862,492
5						
14,280						
313	547	429	581	540	303	320
656,985	903,798	890,411	1,048,950	1,234,895	560,238	564,144
1,916	1,779	1,606	2,689	1,520	1,259	2,763
1,605,905	1,794,733	2,646,171	4,426,653	1,518,179	1,215,134	2,493,086
1,571	1,334	765	905	1,168	984	2,151
867,944	899,293	692,288	1,088,493	867,734	858,578	1,574,929
206	255	582	830	132	86	324
565,656	651,378	1,601,146	1,717,254	277,107	132,559	517,320
139	190	259	954	220	189	288
172,305	244,062	352,737	1,620,906	373,338	223,997	400,837
2,124	1,801	3,414	2,126	322	324	527
1,738,632	2,050,259	5,180,466	2,761,368	247,748	191,150	317,785
2,109	1,625	3,363	2,076	268	310	512
1,710,858	1,829,189	5,116,231	2,685,912	173,515	170,520	297,335
15	176	51	50	54	14	15
27,774	221,070	64,235	75,456	74,233	20,630	20,450
1,718	1,863	1,838	3,418	2,514	1,775	1,111
1,106,915	902,824	849,338	2,290,588	1,452,002	987,884	1,007,284
12						
17,850						
1,706	1,863	1,838	3,418	2,514	1,775	1,111
1,089,065	902,824	849,338	2,290,588	1,452,002	987,884	1,007,284
2,569	3,477	5,111	9,162	6,920	6,654	6,352
2,632,320	4,067,314	6,453,721	10,499,219	7,662,325	6,951,623	6,430,720
2,290	3,170	4,824	8,823	6,822	6,408	6,047
2,212,036	3,563,765	5,993,611	9,903,501	7,517,635	6,526,478	5,862,512
70	70	60	60	30	40	40
59,189	59,084	52,185	53,550	26,880	35,700	35,700
209	237	227	279	68	206	265
361,095	444,465	407,925	542,168	117,810	389,445	532,508

種別・出荷地	計	4月	5月	6月	7月	8月
山口	64,971	6,335	4,821	4,774	5,531	5,273
合計	78,677,268	7,213,638	5,355,742	4,504,968	5,497,106	5,481,459
鮮魚	49,202	3,716	3,568	3,490	4,291	4,121
	57,308,233	5,056,045	3,702,464	2,802,025	3,622,593	3,723,840
冷凍	27				15	
	54,936				18,144	
塩干・加工品	15,742	2,619	1,253	1,284	1,225	1,152
	21,314,099	2,157,593	1,653,278	1,702,943	1,856,369	1,757,619
香川	8,067	436	558	494	742	1,009
合計	12,930,837	700,033	980,066	842,793	961,223	1,513,356
鮮魚	303					
	736,949					
冷凍	5,023	310	382	276	358	612
	8,447,495	503,738	716,600	524,979	543,816	994,635
塩干・加工品	2,741	126	176	218	384	397
	3,746,393	196,295	263,466	317,814	417,407	518,721
愛媛	183,387	13,260	9,074	6,628	10,301	9,052
合計	133,302,749	9,804,893	6,632,861	4,884,051	8,291,721	7,541,070
鮮魚	179,183	12,651	8,789	6,259	9,977	8,601
	123,879,896	8,625,407	5,925,413	4,150,878	7,507,654	6,565,630
冷凍	16					
	30,240					
塩干・加工品	4,188	609	285	369	324	451
	9,392,613	1,179,486	707,448	733,173	784,067	975,440
高知	744			48	91	
合計	487,335			54,674	122,578	
鮮魚	744			48	91	
	487,335			54,674	122,578	
福岡	107,643	9,393	7,205	5,836	7,506	10,008
合計	151,527,118	12,618,488	11,410,097	9,374,717	13,538,624	13,148,301
鮮魚	59,638	5,502	3,351	2,788	2,349	6,341
	40,308,292	3,587,437	2,468,261	1,762,174	1,869,218	3,649,309
冷凍	3,080	250		10	570	165
	1,249,080	236,250		2,730	143,640	60,060
塩干・加工品	44,925	3,641	3,854	3,038	4,587	3,502
	109,969,746	8,794,801	8,941,836	7,609,813	11,525,766	9,438,932
佐賀	46,603	4,371	4,605	4,523	3,764	4,041
合計	43,075,300	4,913,114	5,827,113	4,324,440	3,814,899	4,241,462
鮮魚	45,052	4,048	4,395	4,505	3,764	4,041
	41,350,045	4,286,579	5,247,513	4,271,520	3,814,899	4,241,462
冷凍	1,110	110				
	518,175	51,975				
塩干・加工品	441	213	210	18		
	1,207,080	574,560	579,600	52,920		
長崎	71,796	3,986	2,174	1,214	3,712	13,178
合計	68,492,423	4,021,276	2,227,558	1,795,698	3,880,895	11,566,667
鮮魚	68,553	3,784	2,009	909	3,291	12,917
	62,111,333	3,567,863	2,014,618	1,483,532	3,311,793	11,034,788
冷凍	2,154	102	38	176	276	197
	5,018,830	345,788	66,780	154,666	397,952	398,529
塩干・加工品	1,089	100	127	129	145	64
	1,362,260	107,625	146,160	157,500	171,150	133,350
熊本	96,432	10,944	8,200	7,018	8,470	8,640
合計	57,037,848	6,523,695	4,849,003	3,976,827	4,998,827	4,967,541
鮮魚	95,522	10,890	8,053	6,863	8,380	8,574
	56,265,562	6,462,795	4,730,615	3,902,592	4,907,687	4,901,706
塩干・加工品	910	54	147	155	90	66
	772,286	60,900	118,388	74,235	91,140	65,835
大分	54,005	4,306	3,837	3,620	4,988	2,821
合計	34,861,904	3,388,699	2,930,245	2,668,002	3,243,264	2,226,906
鮮魚	53,450	4,181	3,757	3,570	4,956	2,758
	34,213,818	3,219,699	2,818,829	2,596,392	3,205,883	2,159,968
塩干・加工品	555	125	80	50	32	63
	648,086	169,000	111,416	71,610	37,381	66,938

9月	10月	11月	12月	1月	2月	3月
5,182	5,507	6,368	6,903	3,887	5,942	4,448
6,121,281	7,991,791	8,056,265	10,011,848	5,817,411	6,013,434	6,612,325
4,119	4,457	5,210	5,442	2,876	4,564	3,348
4,398,047	6,287,758	6,242,648	7,742,844	4,462,582	4,165,712	5,101,675
				6	6	
				18,648	18,144	
1,063	1,050	1,158	1,461	1,005	1,372	1,100
1,723,234	1,704,033	1,813,617	2,269,004	1,336,181	1,829,578	1,510,650
685	593	498	1,061	847	467	677
864,659	972,223	850,386	1,968,175	1,347,222	848,368	1,082,333
	15	15	36	35	61	141
	51,167	51,398	120,603	116,256	152,166	245,359
402	337	291	747	691	310	307
592,185	574,135	525,148	1,412,809	1,044,895	506,950	507,605
283	241	192	278	121	96	229
272,474	346,921	273,840	434,763	186,071	189,252	329,369
8,048	12,448	18,749	36,708	21,707	17,578	19,834
6,558,750	9,150,761	13,095,197	25,726,951	15,000,562	12,333,575	14,282,357
7,762	11,868	18,317	36,382	21,562	17,426	19,589
5,897,943	8,156,348	12,074,030	24,787,642	14,637,619	11,949,682	13,601,650
						16
						30,240
286	580	432	326	145	152	229
660,807	994,413	1,021,167	939,309	362,943	383,893	650,467
						605
						310,083
						605
						310,083
13,749	6,900	7,786	13,287	7,674	8,033	10,266
13,550,384	10,041,134	12,781,780	23,070,652	9,161,191	10,885,617	11,946,133
10,625	3,342	3,773	7,030	4,694	4,465	5,378
6,022,052	2,116,867	2,614,776	5,681,443	3,008,789	3,354,291	4,173,675
40	40			300		1,705
8,820	7,980			109,200		680,400
3,084	3,518	4,013	6,257	2,680	3,568	3,183
7,519,512	7,916,287	10,167,004	17,389,209	6,043,202	7,531,326	7,092,058
3,836	3,702	3,400	2,351	5,687	3,349	2,974
3,923,079	3,995,294	3,306,776	1,733,566	2,473,538	2,451,817	2,070,202
3,836	3,702	3,400	1,981	5,197	3,209	2,974
3,923,079	3,995,294	3,306,776	1,559,161	2,244,953	2,388,607	2,070,202
			370	490	140	
			174,405	228,585	63,210	
11,960	3,517	5,643	9,132	5,381	5,539	6,360
8,080,210	5,115,362	6,260,296	11,220,479	3,478,268	4,917,588	5,928,126
11,814	3,377	5,416	8,101	5,287	5,419	6,229
7,888,952	4,100,851	5,843,809	9,108,187	3,309,743	4,680,183	5,767,014
35	128	107	951	72	48	24
95,393	945,211	225,859	2,035,642	150,465	153,405	49,140
111	12	120	80	22	72	107
95,865	69,300	190,628	76,650	18,060	84,000	111,972
6,243	6,455	7,134	12,101	6,480	6,733	8,014
3,504,100	3,741,964	4,207,300	7,453,156	3,910,163	3,973,632	4,931,640
6,191	6,401	7,088	12,017	6,434	6,671	7,960
3,457,270	3,693,454	4,164,880	7,371,886	3,857,033	3,935,538	4,880,106
52	54	46	84	46	62	54
46,830	48,510	42,420	81,270	53,130	38,094	51,534
2,136	2,792	3,691	5,246	7,650	6,824	6,094
1,580,661	1,780,589	2,202,795	3,147,347	4,316,938	3,764,895	3,611,563
2,086	2,672	3,691	5,211	7,650	6,824	6,094
1,531,048	1,686,089	2,202,795	3,099,719	4,316,938	3,764,895	3,611,563
50	120		35			
49,613	94,500		47,628			

種別・出荷地	計	4月	5月	6月	7月	8月
宮崎	75,309	23,527	4,419	1,130	2,751	4,097
合計	53,149,582	17,996,833	3,259,180	695,340	3,755,711	4,751,801
鮮魚	75,309	23,527	4,419	1,130	2,751	4,097
	53,149,582	17,996,833	3,259,180	695,340	3,755,711	4,751,801
鹿児島	49,968	8,032	3,065	1,552	7,478	2,948
合計	42,813,479	7,543,320	2,966,502	1,168,097	5,515,883	2,055,437
鮮魚	49,941	8,032	3,045	1,545	7,478	2,948
	42,772,445	7,543,320	2,932,482	1,161,083	5,515,883	2,055,437
塩干・加工品	27		20	7		
	41,034		34,020	7,014		
沖縄	182,839	16,260	13,142	12,408	11,719	17,385
合計	205,405,421	16,300,985	16,549,540	13,452,822	13,215,796	22,391,945
鮮魚	179,846	16,060	12,792	12,028	11,639	17,305
	200,445,746	15,954,485	15,963,115	12,798,672	13,077,196	22,266,995
冷凍	2,993	200	350	380	80	80
	4,959,675	346,500	586,425	654,150	138,600	124,950
総計	19,859,907	1,532,729	1,602,034	1,680,525	1,681,691	1,775,439
合計	15,168,934,826	1,244,720,805	1,244,390,521	1,201,551,244	1,345,339,093	1,415,163,212
鮮魚	9,716,045	668,458	840,889	861,601	845,639	936,377
	6,801,430,562	535,262,224	613,611,976	556,023,939	599,438,854	678,827,425
冷凍	4,900,795	399,765	325,853	395,063	389,199	407,048
	3,533,548,716	297,435,705	249,696,784	259,512,770	324,959,618	322,600,228
塩干・加工品	5,243,067	464,506	435,292	423,861	446,853	432,014
	4,833,955,548	412,022,876	381,081,761	386,014,535	420,940,621	413,735,559

9月	10月	11月	12月	1月	2月	3月
1,697	1,804	10,359	5,525	3,056	7,048	9,896
1,446,703	1,632,654	5,976,024	3,060,862	2,036,555	3,802,014	4,735,905
1,697	1,804	10,359	5,525	3,056	7,048	9,896
1,446,703	1,632,654	5,976,024	3,060,862	2,036,555	3,802,014	4,735,905
4,318	1,984	3,318	5,520	1,554	4,310	5,889
3,282,292	1,632,015	2,591,993	4,698,242	1,831,372	3,939,560	5,588,766
4,318	1,984	3,318	5,520	1,554	4,310	5,889
3,282,292	1,632,015	2,591,993	4,698,242	1,831,372	3,939,560	5,588,766
15,638	17,425	14,828	23,803	11,681	17,127	11,423
16,975,676	17,706,350	13,424,534	28,909,523	14,155,120	17,020,785	15,302,345
15,298	17,152	14,698	23,403	11,401	16,857	11,213
16,387,676	17,238,575	13,199,309	28,273,748	13,709,920	16,607,085	14,968,970
340	273	130	400	280	270	210
588,000	467,775	225,225	635,775	445,200	413,700	333,375
1,951,451	1,800,420	1,617,672	2,029,829	1,251,428	1,349,453	1,587,236
1,198,396,293	1,210,474,319	1,219,294,523	1,949,353,377	953,667,060	990,376,275	1,196,208,104
1,091,218	1,042,123	826,097	841,917	532,409	582,002	647,315
608,991,922	577,048,057	540,649,400	742,304,709	412,491,019	429,706,132	507,074,905
487,413	338,397	346,362	560,745	359,936	378,524	512,490
255,150,798	253,338,201	282,880,385	491,348,450	241,880,740	242,448,990	312,296,047
372,820	419,900	445,213	627,167	359,083	388,927	427,431
334,253,573	380,088,061	395,764,738	715,700,218	299,295,301	318,221,153	376,837,152

鮮魚

7 . 品目別・出荷地

品目別・出荷地	計	4月	5月	6月	7月	8月
まぐろ	287,306	19,128	21,902	30,886	22,006	19,027
合計	402,791,425	30,174,683	33,348,963	32,473,616	28,712,679	33,740,657
平均単価	1,402	1,578	1,523	1,051	1,305	1,773
福島	45,990 65,888,327 1,433	1,155 5,029,433 4,354	1,611 4,113,760 2,554	9,198 6,743,701 733	5,953 5,322,938 894	2,802 5,314,214 1,897
青森	2,447 3,291,011 1,345		46 55,734 1,212	341 274,244 804	181 277,478 1,533	586 905,566 1,545
岩手	1,267 1,328,911 1,049			764 636,912 834	87 143,378 1,648	35 56,858 1,625
宮城	72,062 72,826,983 1,011	4,766 6,298,668 1,322	4,866 6,666,741 1,370	6,950 5,982,921 861	6,546 6,541,894 999	4,377 6,140,010 1,403
秋田	263 809,603 3,078	216 748,440 3,465				47 61,163 1,301
山形	1,007 1,656,409 1,645				22 26,786 1,218	985 1,629,623 1,654
茨城	582 269,099 462			336 105,936 315		
群馬	1,134 2,117,758 1,868	22 52,206 2,373	18 38,556 2,142	18 41,580 2,310	17 39,312 2,312	18 41,076 2,282
埼玉	426 325,529 764			426 325,529 764		
千葉	60,173 31,303,826 520	7,700 3,476,274 451	7,034 2,486,138 353	3,543 1,145,896 323	815 619,518 760	1,081 1,213,131 1,122
東京	74,457 176,148,309 2,366	3,305 11,036,531 3,339	7,052 16,149,154 2,290	6,197 12,819,811 2,069	5,520 11,162,722 2,022	5,526 12,095,347 2,189
新潟	752 667,022 887		65 79,392 1,221	105 82,018 781	4 3,990 998	439 326,039 743
富山	192 143,504 747			174 117,957 678		
石川	64 113,926 1,780					
福井	186 247,923 1,333					
静岡	855 1,626,591 1,902	66 130,636 1,979	71 137,133 1,931	80 149,284 1,866	66 131,836 1,998	111 221,375 1,994
三重	298 633,666 2,126				43 50,358 1,171	55 120,614 2,193
大阪	5,266 16,082,450 3,054	212 734,235 3,463	303 1,009,555 3,332	487 1,466,516 3,011	388 1,254,988 3,235	888 2,845,587 3,204
鳥取	1,614 1,581,221 980			286 420,420 1,470	1,167 1,070,132 917	161 90,669 563
島根	33 60,848 1,844					
山口	1,316 1,382,549 1,051					

別・月別取扱高表

単位 上段：数量=kg
 中断：金額=円
 下段：単価=円

9月	10月	11月	12月	1月	2月	3月
25,608	22,638	23,442	38,465	21,937	18,963	23,304
28,318,575	31,234,807	30,203,804	60,192,724	32,353,353	27,235,807	34,801,757
1,106	1,380	1,288	1,565	1,475	1,436	1,493
11,106	5,409	1,756	3,325	1,542	867	1,266
6,490,073	7,037,200	4,132,089	9,778,755	4,892,981	2,854,524	4,178,659
584	1,301	2,353	2,941	3,173	3,292	3,301
823	294	176				
1,007,047	441,116	329,826				
1,224	1,500	1,874				
		329	52			
		386,290	105,473			
		1,174	2,028			
4,977	6,894	6,939	8,162	6,037	5,613	5,935
5,625,509	6,906,600	5,962,433	7,226,730	5,189,261	4,793,685	5,492,531
1,130	1,002	859	885	860	854	925
152	94					
93,312	69,851					
614	743					
19	55	38	63	179	301	386
33,044	91,539	84,126	94,563	221,319	599,973	780,464
1,739	1,664	2,214	1,501	1,236	1,993	2,022
2,182	3,870	8,035	10,102	5,279	5,162	5,370
1,466,614	2,748,471	5,297,427	4,930,103	2,651,267	2,274,110	2,994,877
672	710	659	488	502	441	558
3,701	4,682	4,802	13,624	7,546	5,485	7,017
9,176,458	9,935,385	11,122,488	33,834,862	17,429,859	14,036,822	17,348,870
2,479	2,122	2,316	2,483	2,310	2,559	2,472
				106	33	
				133,205	42,378	
				1,257	1,284	
					18	
					25,547	
					1,419	
					64	
					113,926	
					1,780	
						186
						247,923
						1,333
98	57	80	45	97	39	45
167,636	108,574	138,372	96,865	160,128	85,526	99,226
1,711	1,905	1,730	2,153	1,651	2,193	2,205
66	134					
153,384	309,310					
2,324	2,308					
505	530	329	404	303	398	519
1,676,417	1,723,387	955,810	1,099,592	815,000	1,083,401	1,417,962
3,320	3,252	2,905	2,722	2,690	2,722	2,732
						33
						60,848
						1,844
43		421	549	286	17	
16,601		445,348	560,575	328,273	31,752	
386		1,058	1,021	1,148	1,868	

鮮魚

品目別・出荷地	計	4月	5月	6月	7月	8月
まぐろ	2,955	66		289	398	558
愛媛	1,990,326	55,188		141,992	319,728	398,871
	674	836		491	803	715
福岡	8,737	1,011	158	971	362	778
	7,297,580	593,044	99,792	366,027	233,692	305,876
	835	587	632	377	646	393
佐賀	4,715	505	678	721	437	515
	14,450,140	1,872,524	2,513,008	1,652,872	1,513,929	1,797,188
	3,065	3,708	3,707	2,292	3,464	3,490
長崎	388	42				
	252,717	29,757				
	651	709				
鹿児島	65					65
	177,450					177,450
	2,730					2,730
沖縄	62	62				
	117,747	117,747				
	1,899	1,899				
めばち	917,127	77,200	79,747	73,825	66,348	74,976
合計	1,018,491,928	85,609,563	85,048,039	69,343,878	74,429,692	97,484,553
平均単価	1,111	1,109	1,066	939	1,122	1,300
福島	80,134	7,352	10,754	14,439	7,403	4,476
	113,118,233	10,515,629	15,295,436	14,223,308	10,422,535	9,369,183
	1,412	1,430	1,422	985	1,408	2,093
宮城	53,341	2,748	5,158	1,795	1,836	2,615
	57,015,497	3,466,171	3,936,855	1,345,870	2,330,749	3,336,860
	1,069	1,261	763	750	1,269	1,276
秋田	4,373	134				53
	3,524,120	146,160				66,780
	806	1,091				1,260
茨城	1,012			1,012		
	370,145			370,145		
	366			366		
群馬	398	50	32	29	31	34
	1,201,032	126,000	97,650	91,350	97,650	103,950
	3,018	2,520	3,052	3,150	3,150	3,057
千葉	225,516	24,645	20,299	13,279	10,289	13,968
	252,216,285	29,274,224	21,305,857	10,846,875	9,324,870	15,433,268
	1,118	1,188	1,050	817	906	1,105
東京	235,839	17,125	24,117	20,825	20,849	22,746
	252,232,197	17,723,066	22,594,645	19,866,780	24,063,118	30,380,655
	1,070	1,035	937	954	1,154	1,336
静岡	3,385	264	298	224	284	229
	5,734,259	431,604	478,434	359,680	354,167	380,785
	1,694	1,635	1,605	1,606	1,247	1,663
愛知	758	415	343			
	703,658	361,358	342,300			
	928	871	998			
大阪	73,779	2,462	2,357	5,855	8,141	10,281
	78,542,724	2,464,298	2,531,552	6,055,197	9,153,433	12,502,040
	1,065	1,001	1,074	1,034	1,124	1,216
兵庫	23,106	1,906	1,379	857	1,543	1,671
	23,190,362	1,972,216	1,145,604	748,388	1,592,956	2,041,149
	1,004	1,035	831	873	1,032	1,222
和歌山	440				291	59
	555,429				343,707	80,262
	1,262				1,181	1,360
鳥取	168			168		
	299,880			299,880		
	1,785			1,785		
広島	35,149	4,502	2,597	3,637	4,234	1,886
	33,231,271	4,224,154	2,507,035	3,042,220	3,945,379	2,026,080
	945	938	965	836	932	1,074
愛媛	5					5
	19,215					19,215
	3,843					3,843

単位 上段：数量=kg
 中断：金額=円
 下段：単価=円

9月	10月	11月	12月	1月	2月	3月
1,374			270			
824,408			250,139			
600			926			
106		100	1,821	562	667	2,201
38,918		57,146	2,092,873	532,060	1,020,715	1,957,437
367		571	1,149	947	1,530	889
456	619	437	48		299	
1,549,154	1,863,374	1,292,449	122,194		273,448	
3,397	3,010	2,958	2,546		915	
						346
						222,960
						644
61,846	80,384	79,515	113,411	66,591	75,173	68,111
76,197,591	87,870,143	81,976,754	129,142,795	68,060,525	73,761,973	89,566,422
1,232	1,093	1,031	1,139	1,022	981	1,315
3,693	6,964	5,827	8,301	4,846	3,564	2,515
6,496,624	10,247,225	7,610,602	13,180,138	6,882,919	4,388,792	4,485,842
1,759	1,471	1,306	1,588	1,420	1,231	1,784
2,067	8,829	6,209	8,654	3,516	9,888	26
3,054,927	10,484,293	7,849,550	9,622,767	2,740,754	8,789,317	57,384
1,478	1,187	1,264	1,112	780	889	2,207
	323	921	2,725			217
	348,075	547,890	2,159,015			256,200
	1,078	595	792			1,181
30	31	32	30	29	39	31
94,248	97,650	97,650	94,500	91,728	111,531	97,125
3,142	3,150	3,052	3,150	3,163	2,860	3,133
14,352	19,246	25,152	26,674	19,332	16,420	21,860
18,070,780	22,237,544	28,619,062	30,450,717	19,081,180	17,172,958	30,398,950
1,259	1,155	1,138	1,142	987	1,046	1,391
16,076	14,560	17,725	24,937	17,854	19,046	19,979
20,229,989	14,038,040	16,181,804	27,808,162	16,509,842	17,639,289	25,196,807
1,258	964	913	1,115	925	926	1,261
277	273	292	298	233	381	332
508,833	462,736	512,690	546,162	429,556	663,654	605,958
1,837	1,695	1,756	1,833	1,844	1,742	1,825
7,498	8,755	5,346	9,134	2,842	3,651	7,457
8,936,342	8,980,657	4,729,152	8,732,068	2,485,667	3,497,658	8,474,660
1,192	1,026	885	956	875	958	1,136
1,332	2,514	2,064	4,227	1,798	2,620	1,195
1,472,625	2,362,448	1,911,894	4,310,881	1,724,626	2,369,325	1,538,250
1,106	940	926	1,020	959	904	1,287
						90
						131,460
						1,461
1,466	1,800	1,345	4,947	3,816	1,934	2,985
1,466,536	1,738,384	1,340,641	4,550,600	3,408,250	1,754,079	3,227,913
1,000	966	997	920	893	907	1,081

鮮魚

品目別・出荷地	計	4月	5月	6月	7月	8月
めばち	50					
福岡	113,778					
	2,276					
宮崎	151			151		
	46,432			46,432		
	307			307		
鹿児島	2,893	77			202	67
	3,794,491	52,238			244,230	75,180
	1,312	678			1,209	1,122
沖縄	176,630	15,520	12,413	11,554	11,245	16,886
	192,582,920	14,852,445	14,812,671	12,047,753	12,556,898	21,669,146
	1,090	957	1,193	1,043	1,117	1,283
きわだ	23,589	1,449	4,178	1,998	1,704	4,037
合計	30,045,161	1,292,106	3,493,836	1,609,242	1,684,191	5,703,992
平均単価	1,274	892	836	805	988	1,413
福島	5,309	53	1,009	58	464	1,406
	12,584,565	66,780	1,035,603	30,618	239,742	3,727,343
	2,370	1,260	1,026	528	517	2,651
宮城	369	29	16	20	100	
	466,023	54,201	29,904	37,380	186,900	
	1,263	1,869	1,869	1,869	1,869	
秋田	608					
	542,220					
	892					
千葉	7,629	390	1,629	307		2,178
	6,212,957	352,380	761,946	151,421		1,477,374
	814	904	468	493		678
東京	3,742	305	358	496	515	103
	3,704,102	321,720	413,490	407,453	657,421	118,965
	990	1,055	1,155	821	1,277	1,155
静岡	1,298	99	196	86	99	105
	2,133,255	164,850	260,275	143,682	124,058	175,560
	1,643	1,665	1,328	1,671	1,253	1,672
大阪	2,044		790	534	205	
	1,898,295		832,125	405,720	175,140	
	929		1,053	760	854	
和歌山	170					
	351,078					
	2,065					
広島	560			349		
	502,058			298,358		
	897			855		
鹿児島	1,315	573	180	148	321	43
	1,037,828	332,175	160,493	134,610	300,930	36,120
	789	580	892	910	937	840
沖縄	545					202
	612,780					168,630
	1,124					835
かじき類	12,156	489	170	801	2,604	2,381
合計	7,251,599	382,470	126,618	259,772	1,306,359	1,429,072
平均単価	597	782	745	324	502	600
福島	1,305			143	1,047	
	460,923			53,078	317,209	
	353			371	303	
青森	8					
	8,505					
	1,063					
岩手	40					40
	49,245					49,245
	1,231					1,231
宮城	9,509	317	170	234	1,557	2,341
	6,361,614	331,519	126,618	151,956	989,150	1,379,827
	669	1,046	745	649	635	589
群馬	6					
	11,658					
	1,943					

上段：数量=kg
 单位 中断：金額=円
 下段：単価=円

9月	10月	11月	12月	1月	2月	3月
						50
						113,778
						2,276
96			443	979	815	214
139,440			585,060	1,324,733	1,032,885	340,725
1,453			1,321	1,353	1,267	1,592
14,959	17,089	14,602	23,041	11,346	16,815	11,160
15,727,247	16,873,091	12,575,819	27,102,725	13,381,270	16,342,485	14,641,370
1,051	987	861	1,176	1,179	972	1,312
1,627	77	162	5,788	1,312	524	733
2,717,559	129,675	247,738	10,296,836	1,371,884	546,424	951,678
1,670	1,684	1,529	1,779	1,046	1,043	1,298
346			1,866	107		
786,608			6,509,160	188,711		
2,273			3,488	1,764		
		51	7		125	21
		38,263	7,938		94,679	16,758
		750	1,134		757	798
			608			
			542,220			
			892			
1,042			926	456	301	400
1,595,266			723,030	324,105	283,640	543,795
1,531			781	711	942	1,359
			1,660	118		187
			1,570,643	48,930		165,480
			946	415		885
107	77	111	113	82	98	125
179,550	129,675	209,475	207,690	144,690	168,105	225,645
1,678	1,684	1,887	1,838	1,765	1,715	1,805
			397	118		
			448,140	37,170		
			1,129	315		
				170		
				351,078		
				2,065		
				211		
				203,700		
				965		
				50		
				73,500		
				1,470		
132			211			
156,135			288,015			
1,183			1,365			
1,437	1,678	627	488	175	372	934
867,350	918,229	509,517	459,241	114,021	240,517	638,433
604	547	813	941	652	647	684
5	110					
1,050	89,586					
210	814					
	8					
	8,505					
	1,063					
1,432	983	627	373	175	367	933
866,300	624,196	509,517	401,218	114,021	230,802	636,490
605	635	813	1,076	652	629	682
					5	1
					9,715	1,943
					1,943	1,943

鮮魚

品目別・出荷地	計	4月	5月	6月	7月	8月
かじき類	1,288	172		424		
千葉	359,654	50,951		54,738		
	279	296		129		
たい	311,636	31,529	31,869	22,801	24,480	27,584
合計	229,719,539	23,465,095	22,652,538	16,231,236	18,669,767	20,806,465
平均単価	737	744	711	712	763	754
福島	48,170	7,652	7,988	4,989	4,612	6,356
	29,116,227	4,876,945	4,995,895	2,941,554	2,840,658	4,045,814
	604	637	625	590	616	637
青森	2,135	115	329	659	191	147
	1,656,489	114,126	184,933	388,445	221,344	129,818
	776	992	562	589	1,159	883
岩手	3,080			270	1,576	1,118
	1,840,585			160,612	939,492	689,742
	598			595	596	617
宮城	5,255	177	372	542	806	1,025
	3,063,529	123,181	230,050	330,187	501,179	564,223
	583	696	618	609	622	550
秋田	381		219	13	38	29
	317,908		125,161	17,058	44,142	50,096
	834		572	1,312	1,162	1,727
山形	3,358	301	664	967	347	247
	3,413,896	354,778	555,748	668,613	358,920	280,168
	1,017	1,179	837	691	1,034	1,134
茨城	4,559	169	523	1,149	519	10
	2,202,352	78,673	350,089	533,913	348,061	10,416
	483	466	669	465	671	1,042
埼玉	96			40	56	
	46,410			9,450	36,960	
	483			236	660	
千葉	17,808	3,637	2,477	1,716	774	475
	21,816,053	3,547,812	2,376,173	2,050,927	1,189,964	678,366
	1,225	975	959	1,195	1,537	1,428
東京	35,498	2,241	3,028	2,061	3,279	4,958
	30,522,506	1,980,213	2,626,542	1,795,803	2,657,265	4,104,829
	860	884	867	871	810	828
神奈川	188		5			
	374,223		2,100			
	1,991		420			
新潟	1,150	178	511	179	31	16
	774,488	187,868	338,363	85,338	12,968	11,760
	673	1,055	662	477	418	735
富山	646	19	144			
	424,866	21,599	127,315			
	658	1,137	884			
福井	18					
	52,920					
	2,940					
静岡	51,093	6,229	6,491	3,989	4,247	4,067
	41,228,723	4,745,032	4,514,529	2,814,853	3,824,864	3,951,881
	807	762	696	706	901	972
愛知	94	57	34			
	61,175	43,985	16,875			
	651	772	496			
三重	9,588	1,022	1,762	639	1,108	802
	6,355,689	696,280	1,182,484	432,982	718,268	531,926
	663	681	671	678	648	663
京都	5				5	
	22,197				22,197	
	4,439				4,439	
鳥取	55					
	31,589					
	574					
山口	4,993	241	408	416	270	588
	5,058,498	234,950	323,402	387,265	307,787	667,248
	1,013	975	793	931	1,140	1,135

上段：数量=kg
 单位 中断：金額=円
 下段：単価=円

9月	10月	11月	12月	1月	2月	3月
	577		115			
	195,942		58,023			
	340		505			
23,039	24,401	23,422	34,010	22,368	18,884	27,249
15,980,036	17,249,980	17,000,914	25,069,040	16,650,768	14,734,623	21,209,077
694	707	726	737	744	780	778
7,884	4,276	1,955	1,544	372	54	488
4,325,053	2,446,124	1,181,651	943,291	197,056	27,059	295,127
549	572	604	611	530	501	605
100	49	5	58	108		374
96,357	29,968	966	45,597	43,943		400,992
964	612	193	786	407		1,072
41	21	18	33	1	2	
18,498	8,295	8,495	14,065	252	1,134	
451	395	472	426	252	567	
106	514	6	28	54	176	1,449
41,854	256,692	6,510	7,361	28,178	88,380	885,734
395	499	1,085	263	522	502	611
22	40	20				
20,859	27,390	33,202				
948	685	1,660				
207	73	73	139		36	304
206,580	104,865	61,394	168,049		65,815	588,966
998	1,437	841	1,209		1,828	1,937
283	848	504	461	45	48	
84,104	342,816	210,632	201,532	23,226	18,890	
297	404	418	437	516	394	
783	1,209	1,075	2,869	1,030	774	989
929,327	1,530,644	1,725,606	3,254,626	1,433,825	1,306,161	1,792,622
1,187	1,266	1,605	1,134	1,392	1,688	1,813
4,155	3,118	2,778	2,566	3,041	2,207	2,066
3,099,491	2,543,976	2,290,385	2,300,848	3,057,317	2,197,888	1,867,949
746	816	824	897	1,005	996	904
	23			24		136
	41,895			53,971		276,257
	1,822			2,249		2,031
6	8			10	20	191
4,032	3,360			1,050	7,581	122,168
672	420			105	379	640
30		30	45	104	274	
19,688		16,538	27,564	49,772	162,390	
656		551	613	479	593	
					6	12
					17,640	35,280
					2,940	2,940
2,437	4,515	4,356	4,555	4,242	3,062	2,903
2,306,784	3,433,533	3,120,904	3,950,091	3,150,210	2,627,036	2,789,006
947	760	716	867	743	858	961
		3				
		315				
		105				
938	712	506	585	508	479	527
608,914	433,992	326,976	376,912	352,918	337,754	356,283
649	610	646	644	695	705	676
	55					
	31,589					
	574					
451	469	523	452	355	422	398
469,939	461,584	506,024	502,073	380,287	425,759	392,180
1,042	984	968	1,111	1,071	1,009	985

鮮魚

品目別・出荷地	計	4月	5月	6月	7月	8月
たい	71,768	3,631	2,897	2,444	3,031	3,480
愛媛	46,481,947	2,512,284	1,932,265	1,632,783	2,026,904	2,269,056
	648	692	667	668	669	652
高知	164			48	91	
	216,312			54,674	122,578	
	1,319			1,139	1,347	
福岡	1,091	336	324	20	11	18
	839,468	196,215	183,103	49,592	27,826	27,867
	769	584	565	2,480	2,530	1,548
佐賀	179					
	95,509					
	534					
長崎	1,835	851	83			209
	982,772	421,058	40,971			123,853
	536	495	494			593
熊本	43,770	3,870	3,135	2,113	3,283	3,692
	27,618,665	2,608,028	2,043,411	1,387,174	2,231,155	2,296,270
	631	674	652	656	680	622
大分	798	52	79	141	90	226
	734,618	55,147	80,472	111,953	77,098	215,910
	921	1,061	1,019	794	857	955
宮崎	803	181	132	56	61	59
	964,373	188,398	138,493	90,112	67,642	80,782
	1,201	1,041	1,049	1,609	1,109	1,369
鹿児島	3,058	570	264	350	54	62
	3,405,552	478,523	284,164	287,948	92,495	76,440
	1,114	840	1,076	823	1,713	1,233
かつお	1,451,905	98,149	273,844	291,955	271,944	170,241
合計	870,007,683	74,587,504	153,471,803	149,863,145	156,935,766	126,621,973
平均単価	599	760	560	513	577	744
福島	630,894	8,043	139,173	233,258	147,394	70,088
	348,805,561	5,189,173	64,346,378	121,814,272	88,406,157	53,367,360
	553	645	462	522	600	761
岩手	1,334				5	1,046
	705,136				14,312	487,812
	529				2,862	466
宮城	205,533	18	7,753	32,522	50,066	29,997
	126,278,344	19,184	2,553,643	13,331,465	28,461,372	22,940,646
	614	1,066	329	410	568	765
秋田	4					
	221					
	55					
茨城	3,285	933	10	1,414		
	2,218,819	828,147	7,560	760,716		
	675	888	756	538		
千葉	453,266	57,802	109,473	23,268	62,234	52,621
	283,357,923	44,102,969	73,744,493	13,117,280	31,362,029	38,160,736
	625	763	674	564	504	725
東京	7,400	430	2,167	40	242	297
	6,166,380	408,729	1,501,075	31,500	243,280	297,067
	833	951	693	788	1,005	1,000
神奈川	315					
	161,128					
	512					
静岡	22,921	3,641	8,829	36	4,559	978
	16,761,915	2,829,584	6,183,641	19,782	3,344,249	856,529
	731	777	700	550	734	876
三重	697					
	512,905					
	736					
和歌山	3,204	325				
	2,044,152	214,132				
	638	659				
愛媛	132					132
	70,418					70,418
	533					533

上段：数量=kg
 单位 中断：金額=円
 下段：単価=円

9月	10月	11月	12月	1月	2月	3月
2,833 1,865,574 659	5,360 3,516,434 656	7,101 4,587,050 646	13,049 8,365,879 641	8,409 5,346,103 636	7,487 4,784,299 639	12,046 7,643,316 635
						25 39,060 1,562
	34 37,150 1,093	44 44,657 1,015	66 118,944 1,802	8 20,538 2,567	9 16,275 1,808	221 117,301 531
						179 95,509 534
	153 79,506 520	254 122,005 480				285 195,379 686
2,446 1,567,903 641	2,775 1,699,995 613	3,782 2,286,661 605	7,109 4,285,269 603	3,759 2,268,614 604	3,573 2,219,491 621	4,233 2,724,694 644
200 170,812 854			4 12,285 3,071			6 10,941 1,824
38 36,557 962	50 57,520 1,150	100 109,662 1,097	9 18,690 2,077		14 29,820 2,130	103 146,697 1,424
79 107,710 1,363	99 162,652 1,643	289 361,281 1,250	438 475,964 1,087	298 243,508 817	241 401,251 1,665	314 433,616 1,381
109,228 66,574,188 609	68,581 45,680,994 666	26,147 17,774,418 680	10,637 7,438,907 699	4,781 4,361,106 912	28,896 16,319,540 565	97,502 50,378,339 517
22,585 9,397,689 416	8,678 5,032,391 580	873 693,403 794	58 49,996 862		28 35,280 1,260	716 473,462 661
225 166,220 739	58 36,792 634					
43,811 30,424,699 694	35,017 23,587,145 674	5,666 4,575,006 807	683 385,184 564			
4 221 55						
	381 242,073 635		132 162,710 1,233			415 217,613 524
19,443 12,540,456 645	21,222 14,232,271 671	8,241 5,753,204 698	1,762 1,414,350 803	1,477 1,194,821 809	18,621 9,868,028 530	77,102 37,867,286 491
280 346,327 1,237	40 33,600 840	30 24,675 823	644 569,607 884	874 1,085,337 1,242	629 376,543 599	1,727 1,248,640 723
152 39,197 258		163 121,931 748				
690 510,361 740	263 203,491 774	237 188,124 794	290 224,758 775	972 941,368 968	994 709,782 714	1,432 750,246 524
				70 85,880 1,227	496 331,180 668	131 95,845 732
				405 276,676 683	168 81,035 482	2,306 1,472,309 638

鮮魚

品目別・出荷地	計	4月	5月	6月	7月	8月
かつお	10,631					1,948
福岡	6,477,247					1,170,427
	609					601
長崎	22,676				619	10,568
	14,610,649				300,643	7,711,006
	644				486	730
宮崎	50,441	20,381	4,041	734	95	
	30,772,765	14,648,128	2,839,549	357,588	58,716	
	610	719	703	487	618	
鹿児島	39,172	6,576	2,398	683	6,730	2,566
	31,064,120	6,347,458	2,295,464	430,542	4,745,008	1,559,972
	793	965	957	630	705	608
さけ	168,065	8,730	10,159	10,318	13,689	10,961
合計	113,588,209	7,782,844	8,793,502	8,851,491	10,879,929	8,823,329
平均単価	676	892	866	858	795	805
福島	14,681	86				
	3,013,942	61,187				
	205	711				
北海道	29,446	448	1,503	1,513	1,303	2,009
	16,634,167	405,807	1,007,797	1,022,041	1,188,928	1,354,171
	565	906	671	676	912	674
青森	11,994	20	115		132	316
	6,205,623	29,705	99,257		100,602	165,728
	517	1,485	863		762	524
岩手	15,751		3			429
	6,170,621		2,079			217,874
	392		693			508
宮城	51,620	5,067	5,197	6,749	9,373	4,473
	44,211,848	4,559,883	4,655,292	5,919,560	6,853,854	3,627,564
	856	900	896	877	731	811
茨城	50					
	14,700					
	294					
埼玉	7,487		40	200	240	839
	4,688,435		32,288	161,176	190,576	717,163
	626		807	806	794	855
千葉	3,683			149	212	170
	2,919,579			133,006	203,676	161,490
	793			893	961	950
東京	12,225	977	1,152	529	781	771
	10,551,273	836,964	1,031,972	519,384	762,099	697,925
	863	857	896	982	976	905
愛知	995					
	834,895					
	839					
京都	4,768	574	520	390	547	707
	4,557,878	540,932	492,457	372,571	513,868	682,647
	956	942	947	955	939	966
兵庫	9,070	788	1,037	427	323	648
	8,169,566	699,093	945,790	400,724	310,995	622,757
	901	887	912	938	963	961
愛媛	6,295	770	592	361	778	599
	5,615,682	649,273	526,570	323,029	755,331	576,010
	892	843	889	895	971	962
ます	6,445	966	1,750	1,133	288	218
合計	4,367,590	838,975	1,081,037	603,675	142,567	67,568
平均単価	678	869	618	533	495	310
福島	72	15	5		1	
	24,901	8,064	683		95	
	346	538	137		95	
北海道	4,179	829	852	730	42	153
	2,705,273	652,682	413,610	382,374	15,288	47,880
	647	787	485	524	364	313
青森	481	52				5
	425,740	78,425				4,725
	885	1,508				945

上段：数量=kg
 单位 中断：金額=円
 下段：単価=円

9月	10月	11月	12月	1月	2月	3月
7,788	821		74			
4,569,250	689,706		47,864			
587	840		647			
10,355	344		224	269	297	
5,773,371	338,478		165,419	150,738	170,994	
558	984		738	560	576	
	363	8,182	2,598	714	4,874	8,459
	201,602	4,381,001	1,389,948	626,286	2,589,681	3,680,266
	555	535	535	877	531	435
3,895	1,394	2,755	4,172		2,789	5,214
2,806,397	1,083,445	2,037,074	3,029,071		2,157,017	4,572,672
721	777	739	726		773	877
22,146	38,666	21,986	12,439	5,557	5,643	7,771
13,508,782	17,818,729	11,146,944	8,942,424	4,936,031	5,023,821	7,080,383
610	461	507	719	888	890	911
236	10,153	4,055	38	47	30	36
53,202	1,992,200	865,940	12,748	16,380	5,670	6,615
225	196	214	335	349	189	184
9,588	12,617	243	67	39	69	47
4,842,639	6,082,707	220,771	156,241	89,933	162,383	100,749
505	482	909	2,332	2,306	2,353	2,144
1,890	3,496	4,084	1,941			
972,148	1,717,471	2,144,344	976,368			
514	491	525	503			
1,219	4,977	6,643	2,395	5		80
602,430	2,041,495	2,436,862	844,124	557		25,200
494	410	367	352	111		315
4,039	3,299	2,210	2,957	2,193	2,308	3,755
3,170,994	2,867,815	2,021,228	2,938,725	1,999,481	2,091,257	3,506,195
785	869	915	994	912	906	934
		50				
		14,700				
		294				
2,448	1,175	1,565	760	140	80	
1,561,247	651,528	799,579	386,664	121,801	66,413	
638	554	511	509	870	830	
260	238	178	175	488	861	952
230,389	205,946	155,794	148,503	408,709	668,597	603,469
886	865	875	849	838	777	634
1,027	827	699	1,718	1,060	1,018	1,666
758,329	617,731	542,352	1,376,394	886,884	877,616	1,643,623
738	747	776	801	837	862	987
	302	367	263	63		
	251,477	309,080	217,937	56,401		
	833	842	829	895		
283	330	328	438	159	183	309
267,333	316,938	312,297	418,314	156,163	180,545	303,813
945	960	952	955	982	987	983
645	681	742	1,428	785	791	775
584,756	592,180	628,840	1,238,396	696,291	705,754	743,990
907	870	847	867	887	892	960
511	571	822	259	578	303	151
465,315	481,241	695,157	228,010	503,431	265,586	146,729
911	843	846	880	871	877	972
		30	70	259	558	1,173
		72,450	169,050	151,187	416,658	824,423
		2,415	2,415	584	747	703
					6	45
					588	15,471
					98	344
		30	70	117	341	1,015
		72,450	169,050	57,889	235,957	658,093
		2,415	2,415	495	692	648
				122	202	100
				49,943	166,405	126,242
				409	824	1,262

鮮魚

品目別・出荷地	計	4月	5月	6月	7月	8月
ます	576	62	394	53	41	
岩手	667,269	94,522	416,550	49,089	53,825	
	1,158	1,525	1,057	926	1,313	
宮城	35		17	18		
	26,933		15,593	11,340		
	770		917	630		
秋田	8	8				
	5,282	5,282				
	660	660				
埼玉	66			66		
	83,370			83,370		
	1,263			1,263		
東京	1,028		482	266	204	60
	428,822		234,601	77,502	73,359	14,963
	417		487	291	360	249
にしん	3,823	844	178	32	76	
合計	1,847,850	321,434	114,315	27,462	50,820	
平均単価	483	381	642	858	669	
北海道	1,399	763			64	
	689,554	295,420			42,000	
	493	387			656	
岩手	40		20	16		
	58,170		32,340	20,160		
	1,454		1,617	1,260		
宮城	186		158	16	12	
	98,097		81,975	7,302	8,820	
	527		519	456	735	
東京	2,198	81				
	1,002,029	26,014				
	456	321				
いわし	157,503	6,672	7,241	22,052	21,814	16,994
合計	60,666,850	3,227,185	3,077,019	6,063,233	7,708,998	5,765,167
平均単価	385	484	425	275	353	339
福島	16,473	1,610	1,152	5,945	914	1,451
	7,911,622	1,032,413	767,088	1,488,822	756,441	755,266
	480	641	666	250	828	521
北海道	154			54		
	99,100			13,787		
	644			255		
青森	505				40	250
	161,701				18,900	78,488
	320				473	314
岩手	1,590				927	598
	612,589				433,625	161,114
	385				468	269
宮城	1,179	4	6	477	267	247
	826,805	23,575	25,437	223,656	217,814	144,649
	701	5,894	4,240	469	816	586
茨城	112	12		100		
	39,900	18,900		21,000		
	356	1,575		210		
千葉	60,620	1,867	3,127	12,141	16,706	9,722
	16,648,748	641,918	986,791	2,927,236	4,917,267	2,521,231
	275	344	316	241	294	259
東京	11,205	315	475	225	237	575
	5,580,204	217,089	310,594	90,300	141,384	367,766
	498	689	654	401	597	640
神奈川	18,714	50	1,450	1,110	1,591	2,710
	6,964,106	31,763	459,116	524,685	680,505	1,128,070
	372	635	317	473	428	416
新潟	85					
	53,025					
	624					
富山	140	25	15		100	
	76,915	28,875	3,938		44,102	
	549	1,155	263		441	

単位 上段：数量=kg
 中断：金額=円
 下段：単価=円

9月	10月	11月	12月	1月	2月	3月
				20	6	
				43,355	9,928	
				2,168	1,655	
					3	13
					3,780	24,617
					1,260	1,894
	161	70	82	854	1,200	326
	114,555	54,180	52,159	440,229	475,657	197,039
	712	774	636	515	396	604
	136	70	82		20	264
	92,505	54,180	52,159		8,400	144,890
	680	774	636		420	549
				4		
				5,670		
				1,418		
	25			850	1,180	62
	22,050			434,559	467,257	52,149
	882			511	396	841
5,770	12,168	12,093	14,057	14,435	13,941	10,266
2,907,454	4,563,817	4,738,802	5,307,805	6,799,749	5,940,232	4,567,389
504	375	392	378	471	426	445
899	1,088	1,914	403	621	456	20
621,117	685,041	1,102,437	135,870	313,951	171,696	81,480
691	630	576	337	506	377	4,074
		100				
		85,313				
		853				
	215					
	64,313					
	299					
25			40			
11,550			6,300			
462			158			
163	3	3	2	2	2	3
100,223	22,624	17,913	11,315	15,083	10,373	14,143
615	7,541	5,971	5,658	7,542	5,187	4,714
630	2,378	4,193	2,181	4,151	2,636	888
114,083	368,016	1,080,721	597,023	1,425,367	925,138	143,957
181	155	258	274	343	351	162
2,475	900	575	453	225	798	3,952
1,263,846	622,184	252,842	215,012	129,939	337,579	1,631,669
511	691	440	475	578	423	413
	1,075	763	5,915	2,050	1,900	100
	467,040	254,732	1,740,962	1,027,595	595,825	53,813
	434	334	294	501	314	538
	10	75				
	7,350	45,675				
	735	609				

鮮魚

品目別・出荷地	計	4月	5月	6月	7月	8月
いわし	9,075	385	20	920		445
静岡	2,635,157	135,872	3,675	191,627		121,593
	290	353	184	208		273
愛知	73					
	48,300					
	662					
京都	15	15				
	4,200	4,200				
	280	280				
和歌山	150	150				
	52,500	52,500				
	350	350				
愛媛	975	925				
	368,553	323,140				
	378	349				
大分	36,438	1,314	996	1,080	1,032	996
	18,583,425	716,940	520,380	582,120	498,960	486,990
	510	546	522	539	483	489
あじ	250,369	19,161	25,541	28,537	23,933	25,652
合計	138,970,895	13,334,108	15,330,397	14,099,307	14,193,894	13,926,673
平均単価	555	696	600	494	593	543
福島	2,049	1	28	111	48	1
	539,462	305	11,446	20,748	12,570	1,008
	263	305	409	187	262	1,008
青森	95					
	16,800					
	177					
岩手	349					157
	69,484					41,685
	199					266
宮城	5,149	52	55	54	114	4,017
	2,694,416	114,660	121,275	118,440	137,865	1,469,430
	523	2,205	2,205	2,193	1,209	366
秋田	328		17	126		185
	122,820		2,647	41,675		78,498
	374		156	331		424
山形	2,577		970	310	581	611
	983,175		321,716	95,729	233,291	297,919
	382		332	309	402	488
茨城	6,176		35	1,016		
	1,455,209		12,863	279,638		
	236		368	275		
埼玉	50					50
	12,075					12,075
	242					242
千葉	42,804	2,391	3,474	7,034	5,740	4,746
	16,461,756	1,545,835	1,720,896	2,073,387	2,213,073	1,452,220
	385	647	495	295	386	306
東京	36,971	4,156	3,723	2,650	2,132	3,750
	24,014,323	2,954,195	2,197,577	1,599,381	1,659,388	2,527,124
	650	711	590	604	778	674
神奈川	8,055	1,068	1,112	387	463	553
	8,523,212	1,242,539	1,479,316	712,127	844,168	871,279
	1,058	1,163	1,330	1,840	1,823	1,576
新潟	13,461	1,105	455	340	363	270
	5,423,417	452,093	234,415	189,473	243,470	177,188
	403	409	515	557	671	656
富山	29,506	698	5,052	7,372	2,541	1,508
	11,839,873	213,781	2,260,555	3,269,317	1,115,889	487,200
	401	306	447	443	439	323
石川	653					
	286,546					
	439					
福井	520	460			60	
	128,415	115,290			13,125	
	247	251			219	

上段：数量=kg
 单位 中断：金額=円
 下段：単価=円

9月	10月	11月	12月	1月	2月	3月
	4,015	1,140	125	150	1,625	250
	1,115,948	263,185	32,813	72,975	612,680	84,789
	278	231	263	487	377	339
					68	5
					38,220	10,080
					562	2,016
						50
						45,413
						908
1,578	2,484	3,330	4,938	7,236	6,456	4,998
796,635	1,211,301	1,635,984	2,568,510	3,814,839	3,248,721	2,502,045
505	488	491	520	527	503	501
26,162	16,613	16,552	20,656	15,447	17,953	14,162
10,881,742	9,010,648	9,046,887	11,520,513	8,185,032	9,660,301	9,781,393
416	542	547	558	530	538	691
946	332	128	159		261	34
159,024	74,010	42,727	66,124		116,844	34,656
168	223	334	416		448	1,019
45		50				
6,300		10,500				
140		210				
	18	174				
	3,780	24,019				
	210	138				
639	33	18	30	29	47	61
252,161	72,765	39,690	66,150	63,945	103,635	134,400
395	2,205	2,205	2,205	2,205	2,205	2,203
3		68			14	20
788		21,263			3,544	8,925
263		313			253	446
3,002	1,406	323		394		
594,083	344,344	66,760		157,521		
198	245	207		400		
5,631	1,643	1,919	3,901	1,090	3,051	2,184
1,395,163	691,764	833,757	2,147,784	493,821	1,207,688	686,368
248	421	434	551	453	396	314
3,088	2,959	3,241	1,790	3,542	3,054	2,886
1,931,492	2,047,009	1,836,547	1,314,742	1,786,392	1,779,116	2,381,360
625	692	567	734	504	583	825
2,223	1,353	234	245	98	77	242
1,113,087	780,407	418,134	433,300	168,893	136,811	323,151
501	577	1,787	1,769	1,723	1,777	1,335
1,160	285	520	2,405	2,795	3,493	270
324,096	99,411	163,119	924,658	876,953	1,572,534	166,007
279	349	314	384	314	450	615
1,910	1,865	2,145	2,821	1,250	493	1,851
559,231	603,490	752,224	1,174,486	631,787	134,190	637,723
293	324	351	416	505	272	345
				75	388	190
				47,775	127,995	110,776
				637	330	583

鮮魚

品目別・出荷地	計	4月	5月	6月	7月	8月
あじ	1,352	75	55	20	50	103
静岡	482,583	65,625	37,800	12,600	28,876	72,555
	357	875	687	630	578	704
三重	221		11	39	9	
	205,851		9,156	50,085	8,505	
	931		832	1,284	945	
兵庫	130			130		
	69,300			69,300		
	533			533		
和歌山	675					
	316,998					
	470					
鳥取	120			120		
	67,410			67,410		
	562			562		
島根	483			483		
	223,809			223,809		
	463			463		
山口	10,835	1,109	900	672	1,065	1,520
	7,161,321	1,030,524	712,690	466,411	601,757	1,119,565
	661	929	792	694	565	737
香川	65					
	110,200					
	1,695					
愛媛	20,759	1,150	2,515	1,954	3,870	1,310
	11,320,808	644,283	1,231,974	957,241	2,559,922	824,351
	545	560	490	490	661	629
福岡	14,144	1,029	1,784	1,343	1,425	1,839
	9,717,382	862,189	1,202,421	851,816	937,543	1,146,421
	687	838	674	634	658	623
佐賀	34,477	3,230	3,474	3,486	3,147	3,234
	23,166,627	2,085,930	2,469,201	2,359,214	2,098,005	2,143,428
	672	646	711	677	667	663
長崎	12,364	1,824	1,281	598	1,927	1,533
	7,782,690	1,272,298	801,648	350,756	1,110,462	973,149
	629	698	626	587	576	635
大分	2,865	561	465	60	280	153
	2,824,689	481,615	385,096	55,130	278,933	137,655
	986	858	828	919	996	900
宮崎	1,674	252	45	117	6	12
	1,859,551	252,946	37,800	118,020	6,300	12,810
	1,111	1,004	840	1,009	1,050	1,068
鹿児島	1,462		90	115	112	100
	1,090,693		79,905	117,600	90,752	81,113
	746		888	1,023	810	811
さば類	188,664	15,282	11,747	16,065	17,066	15,472
合計	54,766,718	4,777,856	3,511,980	4,142,366	4,411,249	3,762,532
平均単価	290	313	299	258	258	243
福島	6,723	30		318	19	509
	1,642,058	12,600		38,946	4,626	114,839
	244	420		122	243	226
青森	7,543			3	675	1,220
	2,157,855			630	147,788	281,400
	286			210	219	231
岩手	3,721			52	1,010	919
	1,132,327			14,648	252,112	262,852
	304			282	250	286
宮城	42,875	27	3	1,002	7,728	5,707
	10,939,163	42,525	4,725	311,227	1,777,325	1,295,333
	255	1,575	1,575	311	230	227
茨城	36					
	3,402					
	95					
埼玉	470				155	318
	79,643				29,873	56,354
	169				193	177

単位 上段：数量=kg
 中断：金額=円
 下段：単価=円

9月	10月	11月	12月	1月	2月	3月
194		5			850	
83,265		4,463			177,399	
429		893			209	
		146			8	8
		105,462			15,609	17,034
		722			1,951	2,129
		150				525
		58,275				258,723
		389				493
1,285	1,125	1,474	1,130	74	55	426
633,678	586,427	735,645	691,691	47,208	62,644	473,081
493	521	499	612	638	1,139	1,111
						65
						110,200
						1,695
416	1,320	1,239	4,868	901	449	767
176,457	602,965	717,986	2,159,316	475,422	342,671	628,220
424	457	579	444	528	763	819
1,514	699	1,311	1,004	1,026	796	374
907,968	560,427	867,096	795,522	559,718	607,878	418,383
600	802	661	792	546	764	1,119
3,088	2,874	2,786	1,706	2,314	2,441	2,697
2,104,915	1,929,060	1,836,072	1,206,093	1,475,861	1,641,865	1,816,983
682	671	659	707	638	673	674
756	240	126	204	945	1,732	1,198
467,885	159,078	90,931	119,438	469,354	836,913	1,130,778
619	663	722	585	497	483	944
126	65	161	101	313	265	315
91,350	65,993	187,163	105,525	340,597	301,617	394,015
725	1,015	1,163	1,045	1,088	1,138	1,251
	252	135	162	405	288	
	306,180	141,120	204,435	446,355	333,585	
	1,215	1,045	1,262	1,102	1,158	
136	144	199	130	196	191	49
80,799	83,538	93,934	111,249	143,430	157,763	50,610
594	580	472	856	732	826	1,033
12,078	18,466	24,847	17,576	14,209	14,739	11,117
3,385,566	4,957,173	6,763,064	5,342,914	4,455,535	4,960,048	4,296,435
280	268	272	304	314	337	386
4	176	1,307	1,591	225	2,544	
1,355	61,229	316,571	438,318	55,650	597,924	
339	348	242	275	247	235	
489	3,708	1,405	43			
146,895	1,111,320	458,535	11,287			
300	300	326	262			
338	434	444	524			
110,513	135,803	137,016	219,383			
327	313	309	419			
6,276	6,912	9,167	4,002	1,976	25	50
1,502,300	1,500,956	2,207,356	1,211,242	1,011,519	23,625	51,030
239	217	241	303	512	945	1,021
36						
3,402						
95						
-3						
-6,584						
2,195						

鮮魚

品目別・出荷地	計	4月	5月	6月	7月	8月
さば類	46,278	6,658	4,859	4,092	674	2,368
千葉	10,831,563	1,766,164	1,095,293	994,163	139,126	366,713
	234	265	225	243	206	155
東京	8,532	834	822	286	248	10
	5,421,895	766,190	726,070	485,118	121,586	25,515
	635	919	883	1,696	490	2,552
神奈川	43,495	6,524	5,343	10,008	6,078	4,115
	9,577,367	1,510,740	1,281,000	2,064,090	1,297,223	755,738
	220	232	240	206	213	184
新潟	2,246					
	708,960					
	316					
富山	309					
	205,557					
	665					
静岡	16,240	124	60			
	3,749,047	84,798	29,925			
	231	684	499			
三重	1,493	400	558	275	246	7
	725,446	87,780	255,350	188,063	176,949	6,279
	486	219	458	684	719	897
山口	148					
	127,272					
	860					
香川	101					
	168,885					
	1,672					
愛媛	967	339				
	756,480	242,026				
	782	714				
福岡	2,426	245	70			
	1,368,488	198,775	61,142			
	564	811	873			
佐賀	238		11			
	116,626		22,544			
	490		2,049			
長崎	2,880	50				
	1,343,129	15,015				
	466	300				
大分	62	51		8		
	64,862	51,243		7,445		
	1,046	1,005		931		
宮崎	1,881		21	21	233	299
	3,646,693		35,931	38,036	464,641	597,509
	1,939		1,711	1,811	1,994	1,998
さんま	1,514,449	30,301	22,709	23,185	34,177	221,256
合計	452,472,977	6,249,631	4,635,565	4,428,900	18,475,131	88,924,205
平均単価	299	206	204	191	541	402
福島	758,176	26,630	20,214	17,368	15,293	21,047
	184,298,239	4,897,735	3,547,660	2,994,924	2,781,768	6,317,475
	243	184	176	172	182	300
北海道	224,553	66		60	15,016	123,209
	98,430,104	87,549		16,538	13,778,520	54,531,709
	438	1,327		276	918	443
青森	309	150		159		
	46,726	30,030		16,696		
	151	200		105		
岩手	432,813			1,441	351	62,637
	119,400,776			232,550	44,291	20,312,744
	276			161	126	324
宮城	74,535	3,455	2,495	4,157	2,179	7,951
	42,148,752	1,234,317	1,087,905	1,168,192	852,262	5,127,407
	565	357	436	281	391	645
埼玉	10,910				1,338	5,932
	4,461,072				1,018,290	2,378,670
	409				761	401

上段：数量=kg
 单位 中断：金額=円
 下段：単価=円

9月	10月	11月	12月	1月	2月	3月
1,473	5,217	7,346	4,160	3,798	4,771	862
429,555	1,160,513	1,673,018	786,084	911,432	1,267,582	241,920
292	222	228	189	240	266	281
914	332	1,739	756	952	1,050	589
308,963	146,770	652,674	378,413	500,475	718,668	591,453
338	442	375	501	526	684	1,004
475	1,193	810		430	3,932	4,587
91,088	210,945	149,100		93,450	886,883	1,237,110
192	177	184		217	226	270
			325	1,495	426	
			68,565	384,510	255,885	
			211	257	601	
68		67	66		42	66
24,570		61,530	46,521		20,328	52,608
361		918	705		484	797
1,660		963	3,468	4,346	1,295	4,324
258,090		168,420	609,641	793,905	533,190	1,271,078
155		175	176	183	412	294
		7				
		11,025				
		1,575				
63		13	22			50
33,495		12,285	20,696			60,796
532		945	941			1,216
					34	67
					62,286	106,599
					1,832	1,591
7			150		182	289
11,760			67,515		159,948	275,231
1,680			450		879	952
	106	217	1,250	319	191	28
	36,960	151,202	508,901	198,312	151,246	61,950
	349	697	407	622	792	2,213
50		1	1	100	75	
14,700		3,719	9,513	34,755	31,395	
294		3,719	9,513	348	419	
	125	1,166	954	462	74	49
	68,985	371,385	530,040	260,810	56,574	40,320
	552	319	556	565	765	823
						3
						6,174
						2,058
228	263	195	264	106	98	153
455,464	523,692	389,228	436,795	210,717	194,514	300,166
1,998	1,991	1,996	1,655	1,988	1,985	1,962
471,016	404,580	181,927	40,423	23,891	25,246	35,738
150,809,109	101,333,865	46,279,955	11,522,102	5,934,288	5,938,593	7,941,633
320	250	254	285	248	235	222
173,714	240,470	141,250	27,086	20,437	21,483	33,184
51,838,768	56,385,313	32,253,470	6,838,921	4,678,614	4,789,449	6,974,142
298	234	228	252	229	223	210
78,047	6,095	1,408	380			272
27,399,833	2,031,924	356,895	119,175			107,961
351	333	253	314			397
201,818	140,237	24,436	963	880	50	
60,444,904	32,968,457	4,998,882	246,173	138,600	14,175	
300	235	205	256	158	284	
13,797	17,778	9,497	5,318	2,574	3,058	2,276
10,061,492	9,948,171	7,259,592	2,440,853	1,117,074	995,107	856,380
729	560	764	459	434	325	376
3,640						
1,064,112						
292						

鮮魚

品目別・出荷地	計	4月	5月	6月	7月	8月
さんま	12,012					
千葉	3,288,096					
	274					
東京	480					480
	256,200					256,200
	534					534
新潟	5					
	1,050					
	210					
富山	650					
	138,812					
	214					
熊本	6					
	3,150					
	525					
はまち	401,862	34,632	27,686	18,763	19,582	28,211
合計	317,182,749	25,815,753	21,866,971	16,156,917	18,735,133	23,014,388
平均単価	789	745	790	861	957	816
福島	11,189	632	140	107	304	1,019
	6,804,826	509,505	99,311	98,653	268,192	740,912
	608	806	709	922	882	727
北海道	677					145
	314,750					74,057
	465					511
青森	15,421		244	611	414	2,293
	4,672,326		96,498	252,994	184,650	903,375
	303		395	414	446	394
岩手	8,018			399	846	1,766
	2,663,215			174,050	471,230	653,027
	332			436	557	370
宮城	24,018		46	740	1,128	3,947
	8,873,965		19,404	223,336	536,392	1,061,266
	369		422	302	476	269
秋田	2,075		1,780	185		
	602,952		527,372	48,731		
	291		296	263		
山形	873		464		120	127
	297,278		151,417		48,006	47,240
	341		326		400	372
茨城	23					
	16,826					
	732					
埼玉	137			46		41
	70,177			20,291		17,052
	512			441		416
千葉	66,393	11,283	6,223	3,940	2,109	1,469
	33,154,286	5,093,141	2,934,363	2,204,969	1,567,716	1,450,231
	499	451	472	560	743	987
東京	159,762	12,436	10,670	8,208	10,210	11,313
	180,473,765	13,377,747	12,473,401	9,960,299	12,228,483	14,008,610
	1,130	1,076	1,169	1,213	1,198	1,238
神奈川	5,169	262	1,045	587	1,146	1,273
	1,552,091	84,801	334,110	176,725	336,782	380,426
	300	324	320	301	294	299
新潟	969		161	293		205
	439,156		69,647	98,901		67,369
	453		433	338		329
富山	3,839		577	487	77	
	1,914,722		229,438	177,068	49,093	
	499		398	364	638	
石川	310					
	198,610					
	641					
福井	346			346		
	99,173			99,173		
	287			287		

単位 上段：数量=kg
 中断：金額=円
 下段：単価=円

9月	10月	11月	12月	1月	2月	3月
		5,336	6,676			
		1,411,116	1,876,980			
		264	281			
					5	
					1,050	
					210	
					650	
					138,812	
					214	
						6
						3,150
						525
29,098	35,245	44,686	51,215	38,283	34,600	39,861
20,811,805	24,476,523	29,716,310	44,338,821	32,047,271	28,724,164	31,478,693
715	694	665	866	837	830	790
1,486	2,025	1,079	1,587	1,287	1,087	436
758,540	738,111	613,780	946,377	837,689	863,348	330,408
510	364	569	596	651	794	758
	532					
	240,693					
	452					
1,417	4,366	6,076				
395,017	1,098,984	1,740,808				
279	252	287				
2,349	1,037	1,369	252			
708,460	216,200	382,261	57,987			
302	208	279	230			
5,080	4,038	2,166	1,787	704	2,391	1,991
1,368,920	873,882	399,629	481,267	570,015	1,790,770	1,549,084
269	216	185	269	810	749	778
		110				
		26,849				
		244				
		13	149			
		2,709	47,906			
		208	322			
		13				10
		3,386				13,440
		260				1,344
			50			
			32,834			
			657			
1,873	3,324	10,402	6,725	4,404	5,362	9,279
1,523,239	2,054,789	3,934,224	3,549,630	2,353,841	2,432,405	4,055,738
813	618	378	528	534	454	437
10,798	12,673	13,687	21,305	19,073	14,544	14,845
12,592,436	14,358,697	15,691,175	23,336,157	19,872,668	15,683,451	16,890,641
1,166	1,133	1,146	1,095	1,042	1,078	1,138
688	6		41			121
112,679	9,408		49,235			67,925
164	1,568		1,201			561
40	15	26			229	
12,600	2,316	16,244			172,079	
315	154	625			751	
150	100	42	1,232	500	316	358
25,725	15,645	58,422	876,858	130,726	214,947	136,800
172	156	1,391	712	261	680	382
					310	
					198,610	
					641	

鮮魚

品目別・出荷地	計	4月	5月	6月	7月	8月
はまち	268	65		3		
静岡	92,684	45,171		3,465		
	346	695		1,155		
愛知	13					
	1,386					
	107					
三重	15,302	1,785	2,205	1,293	873	903
	15,365,463	1,471,359	1,960,130	1,254,801	946,743	1,021,768
	1,004	824	889	970	1,084	1,132
鳥取	2,344					
	851,771					
	363					
島根	479					
	236,487					
	494					
山口	2,272	292	321	143	134	8
	1,630,673	147,727	159,072	106,377	78,427	8,505
	718	506	496	744	585	1,063
愛媛	60,811	5,650	2,731	940	1,602	2,201
	47,158,927	4,114,256	2,189,664	931,346	1,610,187	2,054,695
	775	728	802	991	1,005	934
高知	580					
	271,023					
	467					
福岡	9,882	1,299	189	114	228	1,351
	3,296,870	439,633	53,294	36,085	90,700	348,448
	334	338	282	317	398	258
佐賀	2,869					
	849,014					
	296					
長崎	3,909	587	364		172	
	1,723,007	251,585	141,273		84,727	
	441	429	388		493	
熊本	2,028	244	426	172	118	79
	1,471,476	179,385	321,570	140,362	96,801	65,553
	726	735	755	816	820	830
大分	944	55	53	79	101	71
	1,382,239	76,400	75,270	112,357	137,004	111,854
	1,464	1,389	1,420	1,422	1,356	1,575
宮崎	72	7				
	42,604	10,553				
	592	1,508				
鹿児島	870	35	47	70		
	661,007	14,490	31,737	36,934		
	760	414	675	528		
ひらめ	59,831	3,066	3,935	4,861	4,215	4,756
合計	76,593,040	4,383,140	4,965,994	4,435,000	5,434,453	7,128,935
平均単価	1,280	1,430	1,262	912	1,289	1,499
福島	38,436	1,721	2,272	2,789	2,255	2,305
	47,246,626	2,328,002	2,698,390	2,450,592	2,987,969	3,573,538
	1,229	1,353	1,188	879	1,325	1,550
北海道	466		133	260	19	
	393,621		137,698	204,210	30,293	
	845		1,035	785	1,594	
青森	865	64	174	158	53	23
	913,297	75,196	238,561	125,456	57,410	9,429
	1,056	1,175	1,371	794	1,083	410
岩手	4,158	5	139	263	806	1,044
	2,824,510	6,143	88,450	151,709	595,542	830,915
	679	1,229	636	577	739	796
宮城	1,235	44	76	125	232	299
	1,620,357	35,512	93,608	101,394	357,626	303,528
	1,312	807	1,232	811	1,541	1,015
秋田	22		19			
	23,510		22,166			
	1,069		1,167			

上段：数量=kg
 单位 中断：金額=円
 下段：単価=円

9月	10月	11月	12月	1月	2月	3月
200						
44,048						
220						
	13					
	1,386					
	107					
385	840	1,115	2,216	1,420	1,424	843
507,526	955,183	1,241,645	2,249,022	1,323,611	1,387,711	1,045,964
1,318	1,137	1,114	1,015	932	975	1,241
990	310	162		345		537
327,304	99,530	31,673		182,648		210,616
331	321	196		529		392
						479
						236,487
						494
	50	6	150	251	687	230
	15,750	4,788	268,874	229,018	424,341	187,794
	315	798	1,792	912	618	816
2,453	4,139	7,675	14,697	6,916	5,875	5,932
2,055,889	3,029,145	5,012,786	11,619,995	5,537,237	4,393,229	4,610,498
838	732	653	791	801	748	777
						580
						271,023
						467
1,043	1,166	566	130	647	1,663	1,486
217,478	242,026	331,573	156,021	309,316	533,733	538,563
209	208	586	1,200	478	321	362
				2,598	271	
				548,235	300,779	
				211	1,110	
	127				101	2,558
	46,746				54,075	1,144,601
	368				535	447
78	79	45	704	70	13	
62,434	61,399	37,465	440,945	55,981	9,581	
800	777	833	626	800	737	
62	78	106	76	68	84	111
96,864	120,553	165,646	113,308	96,286	119,637	157,060
1,562	1,546	1,563	1,491	1,416	1,424	1,415
						65
						32,051
						493
6	327	28	114		243	
2,646	296,080	21,247	112,405		145,468	
441	905	759	986		599	
4,073	6,040	6,906	10,436	4,593	3,004	3,946
5,963,583	7,442,574	8,551,431	10,864,252	6,510,170	4,546,143	6,367,365
1,464	1,232	1,238	1,041	1,417	1,513	1,614
2,211	3,898	5,106	8,229	3,403	1,950	2,297
3,369,962	4,960,591	6,251,552	8,343,367	4,547,983	2,619,231	3,115,449
1,524	1,273	1,224	1,014	1,336	1,343	1,356
	54					0
	21,420					0
	397					0
17	50	13	209	19	38	47
19,110	27,321	24,948	161,040	35,564	64,880	74,382
1,124	546	1,919	771	1,872	1,707	1,583
712	574	307	199	62	31	16
472,581	330,852	185,646	87,402	36,364	23,947	14,959
664	576	605	439	587	772	935
42	31	45	7	4	111	219
62,108	52,185	55,482	20,433	2,756	140,953	394,772
1,479	1,683	1,233	2,919	689	1,270	1,803
	3					
	1,344					
	448					

鮮魚

品目別・出荷地	計	4月	5月	6月	7月	8月
ひらめ	222	57	22	66	47	9
山形	254,546	86,900	32,246	47,493	40,772	9,933
	1,147	1,525	1,466	720	867	1,104
茨城	5,475	392	327	786	299	90
	5,175,458	425,323	356,057	643,264	479,633	212,608
	945	1,085	1,089	818	1,604	2,362
千葉	1,920	440	330	123	175	291
	3,488,180	703,936	475,578	201,482	292,700	530,514
	1,817	1,600	1,441	1,638	1,673	1,823
東京	5,696	291	364	266	262	657
	12,004,689	579,950	682,537	442,693	485,890	1,542,917
	2,108	1,993	1,875	1,664	1,855	2,348
新潟	82	14	52	16		
	93,030	22,834	59,118	11,078		
	1,135	1,631	1,137	692		
富山	15		15			
	6,300		6,300			
	420		420			
静岡	1,042	5				
	1,850,365	12,317				
	1,776	2,463				
山口	17	7			10	
	24,340	11,655			12,685	
	1,432	1,665			1,269	
愛媛	24					24
	45,927					45,927
	1,914					1,914
福岡	50				47	3
	32,393				29,358	3,035
	648				625	1,012
佐賀	93	13	12	9	10	11
	582,104	81,585	75,285	55,629	64,575	66,591
	6,259	6,276	6,274	6,181	6,458	6,054
熊本	13	13				
	13,787	13,787				
	1,061	1,061				
かれい類	434,424	48,471	40,296	26,830	10,100	7,306
合計	317,572,027	31,162,559	21,503,766	14,271,524	7,112,216	7,579,615
平均単価	731	643	534	532	704	1,037
福島	185,219	14,666	16,506	13,301	4,242	741
	120,005,475	9,674,824	8,206,568	6,525,698	2,686,416	643,519
	648	660	497	491	633	868
北海道	69,199	4,746	4,310	2,549	1,395	1,272
	62,545,495	2,312,713	1,771,785	1,590,918	1,278,309	1,541,361
	904	487	411	624	916	1,212
青森	50,208	7,872	5,663	2,249	363	1,239
	34,316,808	4,136,596	2,437,364	873,279	231,905	1,401,507
	683	525	430	388	639	1,131
岩手	25,183	4,174	1,918	1,444	1,690	829
	18,825,721	2,610,182	981,309	853,745	1,230,682	766,451
	748	625	512	591	728	925
宮城	28,842	8,966	4,195	1,167	382	601
	27,885,067	7,777,820	3,867,358	1,090,788	313,373	646,111
	967	867	922	935	820	1,075
秋田	18,996	2,711	3,367	3,282	465	394
	10,828,138	1,561,950	1,763,678	1,851,775	268,385	561,687
	570	576	524	564	577	1,426
山形	3,461	608	151	580	129	127
	2,315,474	356,067	84,840	335,240	93,493	105,064
	669	586	562	578	725	827
茨城	20,425	997	1,801	903	21	4
	12,783,783	658,397	907,838	486,802	20,529	5,922
	626	660	504	539	978	1,481
埼玉	90					
	67,095					
	746					

単位 上段：数量=kg
 中断：金額=円
 下段：単価=円

9月	10月	11月	12月	1月	2月	3月
4					17	
4,515					32,687	
1,129					1,923	
288	718	796	953	421	144	261
298,702	595,858	730,128	611,959	328,440	131,054	362,432
1,037	830	917	642	780	910	1,389
137	36	28	36		42	282
228,155	48,846	53,456	34,819		180,916	737,778
1,665	1,357	1,909	967		4,308	2,616
506	504	482	693	569	507	595
1,174,000	1,057,176	992,847	1,375,123	1,332,186	1,060,137	1,279,233
2,320	2,098	2,060	1,984	2,341	2,091	2,150
144	163	124	104	109	164	229
259,795	292,171	224,061	189,348	191,975	292,338	388,360
1,804	1,792	1,807	1,821	1,761	1,783	1,696
12	9	5	6	6		
74,655	54,810	33,311	40,761	34,902		
6,221	6,090	6,662	6,794	5,817		
36,464	31,367	43,478	68,206	39,566	42,371	39,969
18,786,976	20,064,291	40,062,343	65,236,539	30,226,339	31,022,709	30,543,150
515	640	921	956	764	732	764
21,328	18,039	17,461	27,789	18,858	17,818	14,470
9,445,760	9,168,429	12,896,708	24,293,808	12,908,303	12,340,621	11,214,821
443	508	739	874	685	693	775
1,197	1,267	14,530	23,937	6,209	5,282	2,505
1,110,073	1,180,837	15,813,892	26,351,063	5,271,128	2,746,882	1,576,534
927	932	1,088	1,101	849	520	629
960	644	561	4,221	5,725	10,625	10,086
539,371	333,794	363,306	2,945,742	4,736,522	8,973,789	7,343,633
562	518	648	698	827	845	728
224	156	84	651	1,311	4,009	8,693
190,099	101,094	67,983	628,853	1,279,615	3,419,912	6,695,796
849	648	809	966	976	853	770
1,179	1,372	889	2,835	3,598	1,465	2,193
990,984	1,559,187	1,317,732	3,329,917	3,077,366	1,637,925	2,276,506
841	1,136	1,482	1,175	855	1,118	1,038
5,103	2,613	379	86		367	229
2,437,113	1,596,393	288,106	81,948		237,647	179,456
478	611	760	953		648	784
1,023	529	21	51	64	73	105
554,120	458,499	27,027	59,787	68,544	75,453	97,340
542	867	1,287	1,172	1,071	1,034	927
1,762	3,140	4,091	4,368	1,740	983	615
1,068,415	2,137,110	2,632,906	2,910,300	1,068,013	511,635	375,916
606	681	644	666	614	520	611
					90	
					67,095	
					746	

鮮魚

品目別・出荷地	計	4月	5月	6月	7月	8月
かれい類	4,344	211	10	271	765	274
千葉	3,855,911	196,872	3,213	198,373	676,989	319,662
	888	933	321	732	885	1,167
東京	7,293	801	1,077	1,037	630	683
	3,445,409	225,730	706,367	436,834	294,810	379,629
	472	282	656	421	468	556
新潟	8,866	2,244	591	2		
	6,241,379	1,187,350	257,734	2,415		
	704	529	436	1,208		
福井	150					
	40,163					
	268					
愛知	782	36	54	31		
	482,935	29,874	30,871	14,359		
	618	830	572	463		
兵庫	446	51	263	14		
	239,898	32,346	100,073	11,298		
	538	634	381	807		
鳥取	610	56	25			31
	753,044	29,691	8,448			33,390
	1,234	530	338			1,077
島根	10,232	332	365			1,109
	12,893,832	372,147	376,320			1,173,002
	1,260	1,121	1,031			1,058
山口	18				18	
	17,325				17,325	
	963				963	
大分	40					
	16,076					
	402					
宮崎	20					2
	12,999					2,310
	650					1,155
たら類	110,468	3,158	1,195	697	480	873
合計	49,717,976	1,941,929	824,469	645,974	375,501	747,735
平均単価	450	615	690	927	782	857
福島	35,762	900	146	30	286	240
	6,602,323	169,917	23,575	5,613	112,654	81,418
	185	189	161	187	394	339
北海道	23,340	1,016	383	87	91	93
	15,369,642	913,469	360,781	155,400	170,205	148,365
	659	899	942	1,786	1,870	1,595
青森	22,261	90	14	153	33	78
	7,282,837	32,760	1,896	72,923	21,735	38,836
	327	364	135	477	659	498
岩手	1,957	10	34			
	863,183	2,205	14,385			
	441	221	423			
宮城	18,878	1,118	435	420	70	462
	15,484,125	790,818	413,647	410,631	70,907	479,116
	820	707	951	978	1,013	1,037
秋田	1,487		10			
	294,055		2,058			
	198		206			
山形	428			7		
	212,634			1,407		
	497			201		
茨城	2,977		173			
	1,023,131		8,127			
	344		47			
埼玉	520					
	103,950					
	200					
千葉	1,070					
	1,012,127					
	946					

上段：数量=kg
 单位 中断：金額=円
 下段：単価=円

9月	10月	11月	12月	1月	2月	3月
61	9	35	1,403	851	78	376
37,023	5,670	20,633	985,147	1,029,194	55,923	327,212
607	630	590	702	1,209	717	870
355	183	1,253	410	373	330	161
108,151	83,970	597,973	253,535	134,465	130,646	93,299
305	459	477	618	360	396	579
1,438	1,981	489	154	515	1,020	432
944,271	1,659,448	621,611	205,292	399,864	669,375	294,019
657	838	1,271	1,333	776	656	681
150						
40,163						
268						
27	6	114	137	102	171	104
16,223	6,615	54,591	89,650	69,878	102,256	68,618
601	1,103	479	654	685	598	660
	6	112				
	10,994	85,187				
	1,832	761				
		143	298	57		
		168,421	476,385	36,709		
		1,178	1,599	644		
1,642	1,422	3,273	1,866	163	60	
1,296,201	1,762,251	5,088,511	2,625,112	146,738	53,550	
789	1,239	1,555	1,407	900	893	
		40				
		16,076				
		402				
15		3				
9,009		1,680				
601		560				
4,641	7,762	11,973	16,631	20,444	28,467	14,147
2,031,154	3,222,862	7,441,008	10,688,127	9,160,794	8,771,273	3,867,150
438	415	621	643	448	308	273
612	1,748	1,801	1,833	5,897	12,702	9,567
117,099	479,038	660,433	584,109	1,069,732	1,832,448	1,466,287
191	274	367	319	181	144	153
1,859	3,267	3,295	5,617	4,106	2,979	547
937,452	1,328,608	2,654,715	4,345,281	2,570,521	1,431,257	353,588
504	407	806	774	626	480	646
1,505	1,200	2,981	4,630	4,412	5,790	1,375
439,870	285,730	853,068	1,733,763	1,751,564	1,605,138	445,554
292	238	286	374	397	277	324
	10		110	771	747	275
	4,725		76,650	369,537	207,992	187,689
	473		697	479	278	683
489	1,186	2,799	2,983	3,245	4,098	1,573
491,724	1,019,727	2,582,397	2,904,753	2,241,918	2,904,999	1,173,488
1,006	860	923	974	691	709	746
50		315		40	964	108
7,140		40,950		4,200	219,311	20,396
143		130		105	228	189
90	22		245		64	
24,675	5,776		165,900		14,876	
274	263		677		232	
30	228	521	629	513	336	547
11,619	39,933	355,424	410,106	63,348	42,106	92,468
387	175	682	652	123	125	169
				298	222	
				51,030	52,920	
				171	238	
				544	445	81
				551,481	388,826	71,820
				1,014	874	887

鮮魚

品目別・出荷地	計	4月	5月	6月	7月	8月
たら類	1,758	24				
東京	1,451,909	32,760				
	826	1,365				
愛知	6					
	1,575					
	263					
京都	24					
	16,485					
	687					
めぬけ類	10,069	1,783	728	1,456	340	570
合計	11,743,509	2,198,410	1,075,108	1,528,242	421,108	701,059
平均単価	1,166	1,233	1,477	1,050	1,239	1,230
福島	110	4	1	1		3
	111,151	3,886	1,785	252		10,101
	1,010	972	1,785	252		3,367
北海道	88	32	18	15		23
	115,984	32,550	34,693	9,450		39,291
	1,318	1,017	1,927	630		1,708
青森	3,601	308	103	24	40	326
	3,158,684	423,211	155,538	35,732	28,104	425,200
	877	1,374	1,510	1,489	703	1,304
岩手	10			10		
	26,230			26,230		
	2,623			2,623		
宮城	61		11	32		
	59,556		13,356	33,915		
	976		1,214	1,060		
茨城	11					
	30,377					
	2,762					
埼玉	65					40
	43,050					16,800
	662					420
千葉	1,805	640	305	117		
	2,975,196	859,512	507,189	156,513		
	1,648	1,343	1,663	1,338		
東京	183	6	11			
	283,218	7,056	21,042			
	1,548	1,176	1,913			
静岡	4,135	793	279	1,257	300	178
	4,940,063	872,195	341,505	1,266,150	393,004	209,667
	1,195	1,100	1,224	1,007	1,310	1,178
きちじ	120,008	14,666	14,825	12,718	4,732	8,535
合計	177,824,937	23,231,834	21,436,867	13,519,109	6,307,764	14,633,658
平均単価	1,482	1,584	1,446	1,063	1,333	1,715
福島	34,845	2,064	1,972	1,672	276	30
	41,687,605	2,502,713	2,131,168	1,470,675	256,883	32,130
	1,196	1,213	1,081	880	931	1,071
北海道	7,450	1,321	1,176	604	523	934
	24,260,596	3,725,306	3,079,241	1,864,308	2,073,689	3,346,079
	3,256	2,820	2,618	3,087	3,965	3,583
青森	32,715	7,942	7,096	6,547	449	3,389
	49,622,706	12,405,450	10,525,475	5,742,808	649,593	6,225,388
	1,517	1,562	1,483	877	1,447	1,837
岩手	597	25	103	105	30	
	2,019,120	81,984	247,118	303,377	81,900	
	3,382	3,279	2,399	2,889	2,730	
宮城	34,912	2,330	3,553	3,194	3,325	3,369
	42,501,000	2,685,653	4,288,714	3,684,327	3,064,957	3,010,689
	1,217	1,153	1,207	1,154	922	894
山形	21					18
	71,505					62,055
	3,405					3,448
茨城	2,535	32	269	378	20	105
	2,396,886	8,400	108,755	156,589	7,166	316,260
	946	263	404	414	358	3,012

単位 上段：数量=kg
 中断：金額=円
 下段：単価=円

9月	10月	11月	12月	1月	2月	3月
	101	261	584	618	120	50
	59,325	294,021	467,565	487,463	71,400	39,375
	587	1,127	801	789	595	788
6						
1,575						
263						
						24
						16,485
						687
257	225	1,929	720	828	634	599
290,232	251,121	1,316,271	777,561	1,268,554	985,542	930,301
1,129	1,116	682	1,080	1,532	1,554	1,553
	0	13	4	4	38	42
	630	29,075	7,456	5,696	46,096	6,174
	0	2,237	1,864	1,424	1,213	147
151	19	1,842	611	57	63	57
154,686	39,060	1,128,560	493,354	21,021	133,676	120,542
1,024	2,056	613	807	369	2,122	2,115
	18					
	12,285					
	683					
7			4			
19,499			10,878			
2,786			2,720			
25						
26,250						
1,050						
		45	77	455	132	34
		123,345	206,190	813,534	236,452	72,461
		2,741	2,678	1,788	1,791	2,131
				64	14	88
				85,418	17,903	151,799
				1,335	1,279	1,725
74	188	29	24	248	387	378
89,797	199,146	35,291	59,683	342,885	551,415	579,325
1,213	1,059	1,217	2,487	1,383	1,425	1,533
7,309	8,126	8,181	11,769	7,721	7,703	13,723
10,949,922	12,836,550	11,167,117	22,444,085	10,951,178	11,855,704	18,491,149
1,498	1,580	1,365	1,907	1,418	1,539	1,347
2,177	3,603	4,485	6,020	4,145	2,224	6,177
2,719,069	5,197,634	5,771,214	8,566,244	3,902,944	2,252,515	6,884,416
1,249	1,443	1,287	1,423	942	1,013	1,115
954	605	553	653	33	6	88
2,750,666	2,046,450	2,093,669	2,914,475	126,420	21,105	219,188
2,883	3,383	3,786	4,463	3,831	3,518	2,491
638	252	47	764	784	2,098	2,709
745,122	338,415	160,378	1,732,710	2,035,740	4,527,726	4,533,901
1,168	1,343	3,412	2,268	2,597	2,158	1,674
			314			20
			1,237,646			67,095
			3,942			3,355
2,900	3,265	2,235	2,534	1,772	2,496	3,939
3,887,786	4,639,692	2,307,812	3,661,952	2,403,106	3,424,168	5,442,144
1,341	1,421	1,033	1,445	1,356	1,372	1,382
3						
9,450						
3,150						
87	158	577	324	53	223	309
115,034	187,658	539,979	345,643	34,083	251,918	325,401
1,322	1,188	936	1,067	643	1,130	1,053

鮮魚

品目別・出荷地	計	4月	5月	6月	7月	8月
きちじ	2,553		40	70	38	613
埼玉	7,681,979		39,900	69,090	87,801	1,534,365
	3,009		998	987	2,311	2,503
千葉	748	117	85	120	8	34
	1,843,305	159,548	122,841	201,160	11,907	49,677
	2,464	1,364	1,445	1,676	1,488	1,461
東京	1,956	796	531	8		
	4,114,425	1,621,620	893,655	9,975		
	2,103	2,037	1,683	1,247		
静岡	1,371	18				
	1,321,581	19,110				
	964	1,062				
宮崎	96				63	16
	119,858				73,868	24,570
	1,249				1,173	1,536
鹿児島	209	21		20		27
	184,371	22,050		16,800		32,445
	882	1,050		840		1,202
はたはた 合計 平均単価	7,898	1,425	165	119		
	2,645,280	509,933	88,515	30,241		
	335	358	536	254		
福島	47					
	12,569					
	267					
北海道	468					
	231,580					
	495					
青森	713					
	133,714					
	188					
秋田	1,322					
	396,772					
	300					
山形	3,357	291		119		
	1,178,778	51,502		30,241		
	351	177		254		
千葉	166	50				
	19,478	5,198				
	117	104				
東京	576					
	130,641					
	227					
富山	556	556				
	127,208	127,208				
	229	229				
兵庫	693	528	165			
	414,540	326,025	88,515			
	598	617	536			
いしもち 合計 平均単価	11,827	1,616	365	584	1,357	1,073
	3,032,150	372,548	79,502	171,488	568,256	393,980
	256	231	218	294	419	367
福島	3,837	652	160	88	458	398
	1,073,259	119,714	24,863	24,244	200,481	163,737
	280	184	155	276	438	411
宮城	2,622			105	681	520
	683,741			33,548	253,139	153,717
	261			320	372	296
山形	2					2
	630					630
	315					315
茨城	4,689	946	167	317	13	20
	969,926	245,316	43,561	79,823	3,360	6,300
	207	259	261	252	258	315
千葉	427	9	35	74	146	102
	207,851	3,654	9,975	33,873	77,176	54,602
	487	406	285	458	529	535

上段：数量=kg
 单位 中断：金額=円
 下段：単価=円

9月	10月	11月	12月	1月	2月	3月
168			720	676	228	
344,925			2,931,443	1,952,265	722,190	
2,053			4,071	2,888	3,168	
20	7	4	116	138	37	62
18,975	7,634	3,864	561,069	394,234	97,251	215,145
949	1,091	966	4,837	2,857	2,628	3,470
	53		55		171	342
	224,175		252,945		371,280	740,775
	4,230		4,599		2,171	2,166
309	183	270	209	101	220	61
305,261	194,892	279,386	192,959	94,038	187,551	48,384
988	1,065	1,035	923	931	853	793
17						
21,420						
1,260						
36		10	60	19		16
32,214		10,815	46,999	8,348		14,700
895		1,082	783	439		919
57	59	2,196	1,964	198	947	768
8,978	39,155	679,764	575,715	129,651	358,317	225,011
158	664	310	293	655	378	293
		20	27			
		8,316	4,253			
		416	158			
	33	435				
	17,483	214,097				
	530	492				
			713			
			133,714			
			188			
		770	552			
		207,482	189,290			
		269	343			
57	26	399	552	198	947	768
8,978	21,672	122,588	230,818	129,651	358,317	225,011
158	834	307	418	655	378	293
			116			
			14,280			
			123			
		572	4			
		127,281	3,360			
		223	840			
741	1,287	1,190	750	191	479	2,194
166,372	269,359	210,884	118,476	43,157	126,768	511,360
225	209	177	158	226	265	233
172	179	395	156	39	298	842
31,038	31,351	75,159	28,736	12,937	100,229	260,770
180	175	190	184	332	336	310
280	525	412	54			45
55,284	100,428	63,527	16,065			8,033
197	191	154	298			179
228	465	366	536	152	172	1,307
51,857	107,167	63,247	72,814	30,220	23,704	242,557
227	230	173	136	199	138	186
49		8	4			
22,838		4,872	861			
466		609	215			

鮮魚

品目別・出荷地	計	4月	5月	6月	7月	8月
いしもち	9					
東京	2,835					
	315					
神奈川	100					
	24,150					
	242					
宮崎	141	9	3		59	31
	69,758	3,864	1,103		34,100	14,994
	495	429	368		578	484
ほうぼう類	19,787	4,250	3,104	2,164	648	44
合計	8,439,518	1,479,693	850,576	714,316	375,815	43,372
平均単価	427	348	274	330	580	986
福島	5,732	817	320	233	79	28
	2,760,387	240,044	100,244	69,276	26,525	32,734
	482	294	313	297	336	1,169
北海道	450	90	105	30		
	180,062	26,460	24,618	7,425		
	400	294	234	248		
青森	193		186	7		
	11,109		9,408	1,701		
	58		51	243		
岩手	1,242		812	380	8	10
	299,540		178,827	93,860	4,311	5,272
	241		220	247	539	527
宮城	383		151	26	74	2
	230,658		32,321	15,121	41,087	3,381
	602		214	582	555	1,691
秋田	552	60	136	52		
	81,794	10,418	27,754	5,666		
	148	174	204	109		
山形	100	76	8		8	4
	46,117	34,178	5,985		2,646	1,985
	461	450	748		331	496
茨城	8,931	2,936	1,309	1,258	73	
	3,280,635	956,276	416,241	391,145	72,435	
	367	326	318	311	992	
千葉	1,674	204	69	121	332	
	1,367,921	193,417	50,138	121,144	214,767	
	817	948	727	1,001	647	
東京	28					
	8,663					
	309					
新潟	193			57	74	
	31,847			8,978	14,044	
	165			158	190	
富山	176	60				
	34,818	9,450				
	198	158				
静岡	56	4	8			
	55,183	5,880	5,040			
	985	1,470	630			
山口	21					
	21,972					
	1,046					
長崎	53					
	25,242					
	476					
大分	3	3				
	3,570	3,570				
	1,190	1,190				
すずき	55,025	7,229	5,056	3,780	4,586	4,977
合計	31,222,887	3,448,239	2,704,658	2,826,451	4,547,478	4,562,628
平均単価	567	477	535	748	992	917
福島	8,343	704	727	834	1,032	752
	5,399,913	464,783	629,683	770,649	1,293,093	820,371
	647	660	866	924	1,253	1,091

單位 上段：數量=kg
 中斷：金額=円
 下段：單價=円

9月	10月	11月	12月	1月	2月	3月
					9	
					2,835	
					315	
	100					
	24,150					
	242					
12	18	9				
5,355	6,263	4,079				
446	348	453				
1,418	1,849	919	1,213	1,041	1,410	1,727
535,773	632,712	494,168	728,421	724,591	811,418	1,048,663
378	342	538	601	696	575	607
367	281	187	616	881	1,013	910
154,812	111,238	114,070	405,898	579,310	543,360	382,876
422	396	610	659	658	536	421
					18	207
					9,608	111,951
					534	541
3	6	5	1	17		
1,261	3,382	1,271	840	10,516		
420	564	254	840	619		
		2			4	124
		6,038			3,780	128,930
		3,019			945	1,040
238	20	6				24
19,733	6,757	1,260				6,174
83	338	210				257
						4
						1,323
						331
666	1,362	551	476	87	158	55
306,464	413,453	286,757	267,329	101,574	55,484	13,477
460	304	520	562	1,168	351	245
82	174	109	92	52	69	370
44,678	93,251	53,907	45,691	29,411	66,539	454,978
545	536	495	497	566	964	1,230
			28			
			8,663			
			309			
62						
8,825						
142						
						116
						25,368
						219
						44
						44,263
						1,006
	6	6				9
	4,631	5,623				11,718
	772	937				1,302
		53				
		25,242				
		476				
3,745	4,553	4,757	5,989	3,958	1,956	4,439
2,626,339	2,386,020	2,201,300	1,875,885	1,300,022	755,193	1,988,674
701	524	463	313	328	386	448
167	166	528	2,049	635	520	229
121,503	68,994	215,766	600,709	160,318	161,157	92,887
728	416	409	293	252	310	406

鮮魚

品目別・出荷地	計	4月	5月	6月	7月	8月
すずき	37				37	
北海道	25,452				25,452	
	688				688	
青森	113			14		
	138,847			18,370		
	1,229			1,312		
岩手	261		191	13	8	
	145,136		93,224	20,160	9,471	
	556		488	1,551	1,184	
宮城	2,778		356	127	684	626
	2,750,359		110,766	135,625	839,282	787,242
	990		311	1,068	1,227	1,258
秋田	8					
	6,720					
	840					
山形	96	49				41
	84,883	26,460				53,950
	884	540				1,316
茨城	175	89				
	65,406	25,689				
	374	289				
千葉	42,126	6,333	3,750	2,792	2,488	3,099
	21,842,667	2,900,246	1,841,857	1,881,647	2,140,843	2,549,564
	519	458	491	674	860	823
東京	193				128	30
	175,021				112,506	27,303
	907				879	910
神奈川	100					
	30,555					
	306					
新潟	72	54	18			
	44,208	31,061	13,147			
	614	575	730			
静岡	34					
	18,061					
	531					
三重	210				10	200
	205,219				11,025	194,194
	977				1,103	971
大阪	46				46	
	20,171				20,171	
	439				439	
山口	9					
	11,156					
	1,240					
愛媛	405				153	229
	232,422				95,635	130,004
	574				625	568
大分	17		14			
	22,911		15,981			
	1,348		1,142			
宮崎	0					
	0					
	0					
鹿児島	2					
	3,780					
	1,890					
あんこう	197,827	21,884	26,003	18,992	1,871	629
合計	152,238,324	10,458,852	11,386,916	8,294,316	1,493,153	1,637,848
平均単価	770	478	438	437	798	2,604
福島	21,512	834	375	123	118	46
	19,612,780	509,100	180,244	38,259	26,406	11,503
	912	610	481	311	224	250
北海道	2,910	129	112	624	199	
	2,614,970	40,746	30,640	170,333	56,072	
	899	316	274	273	282	

単位 上段：数量=kg
 中断：金額=円
 下段：単価=円

9月	10月	11月	12月	1月	2月	3月
		42	17	36	4	
		49,812	21,546	44,919	4,200	
		1,186	1,267	1,248	1,050	
		49				
		22,281				
		455				
801	80		29			75
745,787	43,188		2,819			85,650
931	540		97			1,142
5						3
4,032						2,688
806						896
2						4
1,680						2,793
840						698
		61	25			
		27,300	12,417			
		448	497			
2,747	4,082	4,267	3,858	3,187	1,432	4,091
1,746,554	2,115,461	2,009,306	1,223,458	1,064,230	589,836	1,779,665
636	518	471	317	334	412	435
	35					
	35,212					
	1,006					
				100		
				30,555		
				306		
						34
						18,061
						531
			9			
			11,156			
			1,240			
23						
6,783						
295						
						3
						6,930
						2,310
	190	-190				
	123,165	-123,165				
	648	648				
			2			
			3,780			
			1,890			
3,287	6,345	16,929	37,281	24,043	23,298	17,265
2,899,822	6,989,847	19,406,698	35,854,738	20,534,559	21,374,414	11,907,161
882	1,102	1,146	962	854	917	690
736	1,368	1,921	6,172	2,539	3,651	3,629
262,607	1,193,558	2,326,257	5,825,523	2,674,884	4,333,031	2,231,408
357	872	1,211	944	1,054	1,187	615
	64	908	660	214		
	126,777	1,146,251	789,336	254,815		
	1,981	1,262	1,196	1,191		

鮮魚

品目別・出荷地	計	4月	5月	6月	7月	8月
あんこう	84,451	18,286	23,580	16,914	361	
青森	48,957,961	7,505,879	9,318,532	6,885,914	144,976	
	580	410	395	407	402	
岩手	9,090	960	690	992	863	53
	4,298,937	428,766	179,551	239,931	260,933	13,125
	473	447	260	242	302	248
宮城	2,881	51	94	18		
	2,601,400	24,512	25,200	2,573		
	903	481	268	143		
秋田	166	19	32			
	117,113	8,421	7,744			
	706	443	242			
山形	1,841	140				
	2,217,947	71,442				
	1,205	510				
茨城	12,668	1,096	449	321	330	530
	30,881,214	1,624,742	1,202,901	957,306	1,004,766	1,613,220
	2,438	1,482	2,679	2,982	3,045	3,044
千葉	2,352	11				0
	1,232,312	1,654				0
	524	150				0
東京	5,196	100				
	4,906,012	121,905				
	944	1,219				
神奈川	67					
	39,906					
	596					
新潟	1,200	248	671			
	756,048	111,185	442,104			
	630	448	659			
愛知	33					
	31,605					
	958					
京都	391	10				
	877,170	10,500				
	2,243	1,050				
兵庫	19,491					
	12,354,069					
	634					
山口	18					
	20,528					
	1,140					
愛媛	12,967					
	8,049,854					
	621					
福岡	3,307					
	2,072,147					
	627					
長崎	17,286					
	10,596,351					
	613					
しらうお	2,238	194	22			66
合計	4,129,415	495,758	72,072			46,358
平均単価	1,845	2,555	3,276			702
福島	637	79	8			54
	1,515,159	323,663	47,250			29,348
	2,379	4,097	5,906			543
北海道	8		8			
	21,420		21,420			
	2,678		2,678			
青森	1,289					
	2,065,641					
	1,603					
宮城	114	86	6			
	168,042	85,995	3,402			
	1,474	1,000	567			

單位 上段：數量=kg
 中斷：金額=円
 下段：單價=円

9月	10月	11月	12月	1月	2月	3月
927	572	1,618	4,611	3,882	5,616	8,084
395,918	610,158	2,567,947	7,536,629	4,055,166	5,930,059	4,006,783
427	1,067	1,587	1,634	1,045	1,056	496
9	4		78	690	2,723	2,028
3,056	1,565		103,049	592,926	1,198,841	1,277,194
340	391		1,321	859	440	630
	22	297	137	221	1,460	581
	32,382	337,193	110,692	378,126	1,319,545	371,177
	1,472	1,135	808	1,711	904	639
51	16	5			43	
31,427	24,507	6,426			38,588	
616	1,532	1,285			897	
230	441	398	162	261	205	4
150,369	566,882	687,579	229,059	288,299	221,083	3,234
654	1,285	1,728	1,414	1,105	1,078	809
771	958	1,511	2,972	1,529	1,150	1,051
1,773,422	2,308,172	3,428,179	6,712,656	4,362,229	3,031,470	2,862,151
2,300	2,409	2,269	2,259	2,853	2,636	2,723
306	30	118	694	688	75	430
120,488	20,475	129,203	393,048	371,895	29,894	165,655
394	683	1,095	566	541	399	385
12	674	1,985	1,612	575	146	92
6,300	499,001	2,568,493	995,131	367,212	263,340	84,630
525	740	1,294	617	639	1,804	920
						67
						39,906
						596
108				148	20	5
48,904				132,214	19,940	1,701
453				893	997	340
			23	10		
			26,355	5,250		
			1,146	525		
10	61	50	50	40	70	100
16,590	143,220	142,800	184,800	90,300	122,430	166,530
1,659	2,348	2,856	3,696	2,258	1,749	1,665
	25	2,568	9,949	4,404	2,545	
	11,635	2,179,368	6,380,407	2,241,224	1,541,435	
	465	849	641	509	606	
					18	
					20,528	
					1,140	
39	435	1,414	3,021	4,751	3,121	186
36,855	325,424	945,760	1,909,866	2,752,714	1,970,296	108,939
945	748	669	632	579	631	586
	2	1,027	1,430	764	76	8
	4,620	605,842	983,527	407,876	51,802	18,480
	2,310	590	688	534	682	2,310
88	1,673	3,109	5,710	3,327	2,379	1,000
53,886	1,121,471	2,335,400	3,674,660	1,559,429	1,282,132	569,373
612	670	751	644	469	539	569
314	473	317	296	216	199	141
758,862	719,514	442,785	434,753	295,208	326,921	537,184
2,417	1,521	1,397	1,469	1,367	1,643	3,810
			104	122	158	112
			240,923	206,535	246,491	420,949
			2,317	1,693	1,560	3,758
314	360	317	177	94	27	
758,862	572,881	442,785	164,430	88,673	38,010	
2,417	1,591	1,397	929	943	1,408	
	5					17
	13,230					65,415
	2,646					3,848

鮮魚

品目別・出荷地	計	4月	5月	6月	7月	8月
しらうお	118	10				
秋田	157,553	24,150				
	1,335	2,415				
茨城	43	19				
	78,750	39,900				
	1,831	2,100				
愛知	3					
	9,450					
	3,150					
広島	24					12
	34,020					17,010
	1,418					1,418
佐賀	2	0				
	79,380	22,050				
	39,690	0				
このしろ	3,652	625	475	300	200	298
合計	2,650,288	296,584	220,888	219,030	191,625	272,129
平均単価	726	475	465	730	958	913
福島	671	174	229			1
	52,608	17,557	14,353			74
	78	101	63			74
茨城	156	37	12			
	13,944	3,297	1,260			
	89	89	105			
千葉	178	101		36	16	
	46,621	18,165		3,780	20,160	
	262	180		105	1,260	
愛知	207	13	14	14	14	15
	548,100	33,075	37,800	33,075	33,075	37,800
	2,648	2,544	2,700	2,363	2,363	2,520
佐賀	2,440	300	220	250	170	282
	1,989,015	224,490	167,475	182,175	138,390	234,255
	815	748	761	729	814	831
どんこ	79,471	8,502	6,525	5,558	6,084	3,914
合計	24,549,741	2,349,321	1,436,164	1,067,197	1,475,131	1,078,771
平均単価	309	276	220	192	242	276
福島	23,852	3,141	3,549	2,338	2,639	1,604
	6,528,749	841,126	711,874	401,442	600,109	346,967
	274	268	201	172	227	216
北海道	27,154	4,960	1,672	1,174	520	22
	8,947,161	1,416,003	466,737	234,385	100,693	4,032
	329	285	279	200	194	183
青森	6,941	72	332	511	405	537
	2,030,512	15,498	44,483	80,747	87,461	159,694
	293	215	134	158	216	297
岩手	11,339	149	730	1,302	2,013	1,287
	3,444,352	42,210	173,200	308,766	564,499	422,289
	304	283	237	237	280	328
宮城	3,256		107	156	391	433
	786,410		19,001	29,729	92,590	140,875
	242		178	191	237	325
山形	20					
	4,830					
	242					
茨城	5,176	20	125	77	20	
	2,387,192	3,404	19,247	12,128	4,158	
	461	170	154	158	208	
千葉	1,699	160	10		96	31
	411,610	31,080	1,622		25,621	4,914
	242	194	162		267	159
愛知	34					
	8,925					
	263					
えび類	32,580	3,221	2,716	2,870	2,480	2,461
合計	68,276,905	6,929,813	6,277,236	6,989,159	5,424,891	5,724,301
平均単価	2,096	2,151	2,311	2,435	2,187	2,326

単位 上段：数量=kg
 中断：金額=円
 下段：単価=円

9月	10月	11月	12月	1月	2月	3月
	108 133,403 1,235					
			12 19,950 1,663		12 18,900 1,575	
			3 9,450 3,150			
						12 17,010 1,418
					2 23,520 11,760	0 33,810 0
261 223,834 858	231 197,296 854	191 189,525 992	248 260,925 1,052	484 222,102 459	178 166,258 934	161 190,092 1,181
4 184 46				220 14,307 65	43 6,133 143	
				65 4,620 71		42 4,767 114
9 1,470 163	11 1,996 181	5 1,050 210				
18 42,525 2,363	20 47,250 2,363	16 47,250 2,953	28 80,325 2,869	19 51,975 2,736	15 42,525 2,835	21 61,425 2,925
230 179,655 781	200 148,050 740	170 141,225 831	220 180,600 821	180 151,200 840	120 117,600 980	98 123,900 1,264
4,053 1,199,049 296	5,256 1,844,460 351	5,913 2,324,580 393	9,158 2,887,690 315	5,280 2,159,693 409	9,366 3,273,248 349	9,862 3,454,437 350
1,496 390,079 261	1,770 594,841 336	1,831 648,287 354	1,272 378,128 297	1,133 443,141 391	1,762 637,983 362	1,317 534,772 406
5 1,113 223	35 14,679 419	168 74,246 442		3,096 1,276,968 412	7,208 2,524,788 350	8,294 2,833,517 342
574 187,058 326	1,199 406,083 339	927 356,215 384	1,825 538,260 295	89 25,037 281	305 71,821 235	165 58,155 352
1,657 537,286 324	1,032 337,945 327	1,185 396,213 334	1,706 566,814 332	254 83,580 329	5 1,575 315	19 9,975 525
177 35,732 202			1,992 468,483 235			
20 4,830 242						
58 26,256 453	911 411,673 452	1,589 784,906 494	1,770 804,790 455	530 287,303 542	40 25,137 628	36 8,190 228
66 16,695 253	275 70,314 256	213 64,713 304	593 131,215 221	178 43,664 245	46 11,944 260	31 9,828 317
	34 8,925 263					
2,991 5,614,714 1,877	2,699 5,078,009 1,881	2,419 5,304,995 2,193	4,024 8,011,414 1,991	1,943 3,625,695 1,866	2,135 4,160,380 1,949	2,621 5,136,298 1,960

鮮魚

品目別・出荷地	計	4月	5月	6月	7月	8月
えび類	1,207	38	46	97	5	8
福島	2,283,738	21,831	41,475	198,590	19,752	10,049
	1,892	575	902	2,047	3,950	1,256
北海道	3,249	413	384	485	534	323
	4,292,974	522,326	403,971	567,506	866,816	518,177
	1,321	1,265	1,052	1,170	1,623	1,604
青森	134	57	42	35		
	648,937	314,404	176,160	158,373		
	4,843	5,516	4,194	4,525		
宮城	941	74	57	151	111	97
	1,916,288	127,691	136,563	325,395	241,437	207,648
	2,036	1,726	2,396	2,155	2,175	2,141
秋田	99	24	6	26		
	57,309	7,560	672	4,032		
	579	315	112	155		
山形	103					
	115,416					
	1,121					
茨城	2,056	128	94	140	92	161
	3,088,561	165,900	137,603	329,168	180,621	392,816
	1,502	1,296	1,464	2,351	1,963	2,440
埼玉	109	17		3	16	21
	586,166	99,689		12,600	103,950	125,277
	5,378	5,864		4,200	6,497	5,966
千葉	2,375	136	134	473	85	108
	7,121,815	457,044	583,189	1,917,364	451,827	493,899
	2,999	3,361	4,352	4,054	5,316	4,573
東京	1,717	14	8	16	18	15
	1,692,451	43,890	30,891	51,713	52,689	50,621
	986	3,135	3,861	3,232	2,927	3,375
神奈川	102	12	6	12	12	12
	176,400	21,420	10,710	21,420	21,420	15,750
	1,729	1,785	1,785	1,785	1,785	1,313
新潟	877	165	20	38	90	86
	600,852	123,522	13,650	34,125	61,425	54,600
	685	749	683	898	683	635
富山	162	63	84	15		
	353,640	133,035	191,940	28,665		
	2,183	2,112	2,285	1,911		
山梨	12					
	57,960					
	4,830					
静岡	630	158	119	36	30	26
	3,372,034	660,164	585,118	211,680	187,740	170,940
	5,352	4,178	4,917	5,880	6,258	6,575
愛知	6,524	759	723	523	582	608
	9,337,152	969,361	923,265	673,995	763,140	954,839
	1,431	1,277	1,277	1,289	1,311	1,570
三重	39	13	13			
	62,496	20,832	20,832			
	1,602	1,602	1,602			
兵庫	6,854	776	567	531	504	564
	19,088,395	1,963,501	1,475,040	1,397,235	1,453,200	1,698,585
	2,785	2,530	2,601	2,631	2,883	3,012
鳥取	4,259	262	230	192	343	375
	5,055,332	371,386	326,025	272,160	413,911	425,460
	1,187	1,418	1,418	1,418	1,207	1,135
愛媛	3					
	25,200					
	8,400					
福岡	67	3	18	3	4	7
	270,082	9,450	64,397	4,463	7,938	49,140
	4,031	3,150	3,578	1,488	1,985	7,020
長崎	18					
	74,025					
	4,113					

単位 上段：数量=kg
 中断：金額=円
 下段：単価=円

9月	10月	11月	12月	1月	2月	3月
46	191	51	89	291	238	107
160,769	266,871	297,992	235,506	491,002	302,999	236,902
3,495	1,397	5,843	2,646	1,687	1,273	2,214
211	285	162	27	79	42	304
247,885	311,485	203,670	35,343	110,880	44,594	460,321
1,175	1,093	1,257	1,309	1,404	1,062	1,514
47	81	70	64	53	64	72
97,002	122,280	130,919	139,592	107,735	125,775	154,251
2,064	1,510	1,870	2,181	2,033	1,965	2,142
					43	
					45,045	
					1,048	
		26	64			13
		26,796	73,920			14,700
		1,031	1,155			1,131
576	347	58	300	52	53	55
829,569	478,534	81,900	271,320	72,450	72,450	76,230
1,440	1,379	1,412	904	1,393	1,367	1,386
27	25					
143,850	100,800					
5,328	4,032					
626	259	82	374	28	62	8
899,685	372,265	414,687	1,082,469	128,757	298,316	22,313
1,437	1,437	5,057	2,894	4,598	4,812	2,789
6	79	290	435	255	238	343
21,231	82,006	236,754	375,260	215,586	208,690	323,120
3,539	1,038	816	863	845	877	942
6	6	6	12	6	6	6
10,710	10,710	10,710	21,420	10,710	10,710	10,710
1,785	1,785	1,785	1,785	1,785	1,785	1,785
88		102	288			
54,600		68,250	190,680			
620		669	662			
6					6	
28,980					28,980	
4,830					4,830	
27	27	45	92	18	19	33
163,485	154,560	233,520	557,211	111,826	121,275	214,515
6,055	5,724	5,189	6,057	6,213	6,383	6,500
493	441	407	666	394	381	547
793,485	736,786	612,150	965,214	565,740	555,977	823,200
1,610	1,671	1,504	1,449	1,436	1,459	1,505
13						
20,832						
1,602						
463	510	660	842	359	545	533
1,311,555	1,461,600	1,864,115	2,393,454	1,054,326	1,523,524	1,492,260
2,833	2,866	2,824	2,843	2,937	2,795	2,800
297	375	349	605	345	381	505
357,210	425,250	425,250	601,020	391,230	444,360	602,070
1,203	1,134	1,218	993	1,134	1,166	1,192
						3
						25,200
						8,400
		2	17	3	8	2
		6,909	70,875	6,090	44,100	6,720
		3,455	4,169	2,030	5,513	3,360
		3	15			
		18,900	55,125			
		6,300	3,675			

鮮魚

品目別・出荷地	計	4月	5月	6月	7月	8月
えび類	12					
熊本	113,400					
	9,450					
大分	259	26	48	39	43	42
	2,943,612	300,300	554,400	450,450	511,350	493,500
	11,365	11,550	11,550	11,550	11,892	11,750
鹿児島	75	24	3			
	479,750	153,932	18,480			
	6,397	6,414	6,160			
沖縄	697	59	114	55	11	8
	4,462,920	442,575	582,855	330,225	87,675	63,000
	6,403	7,501	5,113	6,004	7,970	7,875
かに類	207,374	17,261	20,003	14,039	22,536	19,603
合計	201,660,822	15,725,343	16,662,100	13,027,033	17,928,277	16,267,279
平均単価	972	911	833	928	796	830
福島	24,858	2,153	2,230	1,544	2,455	2,351
	17,644,202	1,556,518	1,483,823	947,064	1,764,423	1,416,307
	710	723	665	613	719	602
北海道	148,307	12,554	15,981	10,494	8,651	14,750
	128,860,263	9,514,154	11,486,911	8,328,542	5,689,386	10,272,068
	869	758	719	794	658	696
青森	1,406	111	96	85	142	121
	3,925,197	450,944	308,711	341,093	375,901	421,523
	2,792	4,063	3,216	4,013	2,647	3,484
岩手	1,409	43	28	175	217	521
	587,228	30,387	9,230	44,595	65,805	194,562
	417	707	330	255	303	373
宮城	1,303	293	185	79	88	85
	4,047,158	419,955	397,957	315,011	318,947	372,475
	3,106	1,433	2,151	3,987	3,624	4,382
秋田	17		17			
	8,925		8,925			
	525		525			
山形	9					
	8,127					
	903					
茨城	3,532	44		60	8	
	2,178,650	36,677		34,723	7,645	
	617	834		579	956	
埼玉	9,814				9,814	
	7,533,132				7,533,132	
	768				768	
千葉	20					11
	15,645					11,025
	782					1,002
東京	15,709	1,657	1,381	1,560	1,140	1,735
	35,500,833	3,493,456	2,804,039	2,931,089	2,142,430	3,522,019
	2,260	2,108	2,030	1,879	1,879	2,030
新潟	363	349	14			
	129,744	117,065	12,679			
	357	335	906			
兵庫	490	41	65	26	2	24
	956,012	83,297	130,925	52,469	4,620	48,480
	1,951	2,032	2,014	2,018	2,310	2,020
鳥取	1					
	2,625					
	2,625					
長崎	64					
	136,710					
	2,136					
宮崎	60	13		13	19	5
	88,571	13,440		22,997	25,988	8,820
	1,476	1,034		1,769	1,368	1,764
鹿児島	12	3	6	3		
	37,800	9,450	18,900	9,450		
	3,150	3,150	3,150	3,150		

単位 上段：数量=kg
 中断：金額=円
 下段：単価=円

9月	10月	11月	12月	1月	2月	3月
						12
						113,400
						9,450
15	26	1	5		4	10
177,450	225,162	11,550	57,750		46,200	115,500
11,830	8,660	11,550	11,550		11,550	11,550
11		9	5	5	3	15
70,141		37,433	28,980	30,713	22,785	117,286
6,376		4,159	5,796	6,143	7,595	7,819
33	47	96	124	55	42	53
226,275	329,700	623,490	856,275	328,650	264,600	327,600
6,857	7,015	6,495	6,905	5,975	6,300	6,181
15,289	15,537	17,812	34,946	11,714	9,202	9,432
12,663,267	11,774,705	18,462,404	45,124,190	11,147,268	10,863,302	12,015,654
828	758	1,037	1,291	952	1,181	1,274
1,906	1,662	842	2,311	2,906	2,418	2,080
1,220,768	1,066,461	538,452	2,132,391	1,795,971	1,957,469	1,764,555
640	642	639	923	618	810	848
11,928	12,656	15,416	29,613	7,327	4,242	4,695
8,372,539	7,607,752	15,088,235	34,998,421	6,294,221	5,094,341	6,113,693
702	601	979	1,182	859	1,201	1,302
188	121	88	179	92	82	101
382,935	276,780	241,500	450,450	233,100	193,725	248,535
2,037	2,287	2,744	2,516	2,534	2,363	2,461
204	14		79	128		
66,719	5,670		63,159	107,101		
327	405		799	837		
61	77	70	87	77	66	135
275,893	297,114	306,945	415,017	279,171	287,050	361,623
4,523	3,859	4,385	4,770	3,626	4,349	2,679
9						
8,127						
903						
		547	75	146	1,253	1,399
		193,307	26,618	59,651	724,938	1,095,091
		353	355	409	579	783
	9					
	4,620					
	513					
933	944	815	2,414	1,002	1,114	1,014
2,218,978	2,406,983	2,027,132	6,649,508	2,322,275	2,565,152	2,417,772
2,378	2,550	2,487	2,755	2,318	2,303	2,384
49	54	34	124	36	27	8
97,357	109,325	66,833	251,916	55,778	40,627	14,385
1,987	2,025	1,966	2,032	1,549	1,505	1,798
1						
2,625						
2,625						
			64			
			136,710			
			2,136			
10						
17,326						
1,733						

鮮魚

品目別・出荷地	計	4月	5月	6月	7月	8月
いか類	764,946	19,257	24,288	57,760	102,778	110,609
合計	300,792,370	12,659,919	12,563,329	23,376,498	36,655,520	36,840,661
平均単価	393	657	517	405	357	333
福島	40,444	2,566	2,357	6,256	1,636	872
	18,720,746	1,537,941	1,094,826	2,089,578	1,044,117	605,972
	463	599	464	334	638	695
北海道	101,890	696	3	3,526	14,653	11,423
	35,642,393	229,068	4,725	996,450	5,226,743	3,461,168
	350	329	1,575	283	357	303
青森	322,400	3,120	2,290	14,130	55,982	67,459
	109,696,968	1,411,577	996,686	5,245,840	18,160,999	21,064,190
	340	452	435	371	324	312
岩手	90,071	61		2,915	12,203	15,034
	30,311,759	108,045		1,000,347	3,944,903	4,604,829
	337	1,771		343	323	306
宮城	56,329		3,111	9,892	11,311	11,428
	20,160,270		835,905	3,289,809	4,178,666	4,338,131
	358		269	333	369	380
秋田	5,153		300	4,203	626	
	1,554,474		72,030	1,161,090	307,545	
	302		240	276	491	
山形	1,156		22	658	444	
	380,573		7,560	201,401	139,860	
	329		344	306	315	
茨城	54,206	4,900	6,535	1,864	1,562	1,202
	27,356,965	3,200,180	3,052,544	981,157	908,271	704,319
	505	653	467	526	581	586
埼玉	152				110	
	65,940				35,070	
	434				319	
千葉	28,082	3,028	1,779	2,908	623	1,290
	19,302,848	3,327,189	1,914,956	2,669,701	221,760	474,894
	687	1,099	1,076	918	356	368
東京	14,665		1,611	3,261	53	75
	7,948,254		1,099,468	1,946,858	83,204	70,875
	542		682	597	1,570	945
神奈川	115		60			
	116,477		84,084			
	1,013		1,401			
新潟	7,074	100	1,697	4,299	480	
	3,257,060	138,863	671,055	1,884,708	145,320	
	460	1,389	395	438	303	
富山	11,754	832	1,403	1,593		
	5,655,465	709,741	612,780	413,753		
	481	853	437	260		
福井	3,199	1,290	1,815	80		
	1,507,123	501,798	905,364	42,001		
	471	389	499	525		
静岡	6,200		115	1,344	1,952	780
	3,153,046		120,373	631,927	743,385	233,513
	509		1,047	470	381	299
愛知	1,488					
	811,519					
	545					
大阪	335		335			
	521,325		521,325			
	1,556		1,556			
兵庫	6,858	654	512	464	416	560
	4,217,707	400,995	293,790	269,535	244,440	381,828
	615	613	574	581	588	682
鳥取	4,583	1,360	150			
	2,531,768	513,198	65,101			
	552	377	434			
島根	250					
	116,970					
	468					

上段：数量=kg
 单位 中断：金額=円
 下段：単価=円

9月	10月	11月	12月	1月	2月	3月
83,373	73,884	96,329	84,572	42,694	39,340	30,062
28,786,087	28,900,245	33,544,419	31,912,745	17,803,740	19,440,131	18,309,076
345	391	348	377	417	494	609
2,333	1,228	4,155	7,233	2,703	2,991	6,114
933,078	636,256	1,717,580	2,548,097	1,231,189	1,610,468	3,671,644
400	518	413	352	455	538	601
25,507	22,196	10,930	11,966			990
8,505,893	8,306,459	4,450,269	4,098,423			363,195
333	374	407	343			367
26,003	30,669	67,678	30,765	14,810	5,976	3,518
8,751,582	11,648,145	21,414,395	12,156,860	5,088,870	2,443,003	1,314,821
337	380	316	395	344	409	374
18,431	11,335	6,593	16,129	5,670	245	1,455
5,721,378	3,686,393	2,024,198	6,373,042	2,315,119	76,545	456,960
310	325	307	395	408	312	314
5,265	2,935	3,439	6,592	1,187	1,045	124
1,676,955	1,108,118	1,622,957	1,860,071	445,515	675,833	128,310
319	378	472	282	375	647	1,035
	21	3				
	12,129	1,680				
	578	560				
					32	
					31,752	
					992	
2,094	1,289	1,644	7,752	10,101	9,444	5,819
805,844	645,426	826,714	2,859,358	5,231,522	4,607,065	3,534,565
385	501	503	369	518	488	607
				42		
				30,870		
				735		
138	164	230	922	3,745	6,938	6,317
34,965	93,870	57,750	314,370	1,384,896	3,907,160	4,901,337
253	572	251	341	370	563	776
1,000	264		1,685	1,504	3,881	1,331
252,000	118,965		753,795	705,978	2,008,808	908,303
252	451		447	469	518	682
				5		50
				6,143		26,250
				1,229		525
		10		116	237	135
		10,500		69,300	187,689	149,625
		1,050		597	792	1,108
	90	9	80	667	4,748	2,332
	53,088	6,143	29,400	291,375	2,018,310	1,520,875
	590	683	368	437	425	652
					6	8
					25,410	32,550
					4,235	4,069
295	480	483	196	45	450	60
149,521	346,333	490,043	204,483	20,727	165,491	47,250
507	722	1,015	1,043	461	368	788
590	883	15				
359,074	444,570	7,875				
609	503	525				
908	1,300	820	466	112	192	454
577,344	818,287	513,051	282,477	59,640	105,000	271,320
636	629	626	606	533	547	598
268	583	101		417	599	1,105
156,235	324,906	50,564		258,407	407,666	755,691
583	557	501		620	681	684
					250	
					116,970	
					468	

鮮魚

品目別・出荷地	計	4月	5月	6月	7月	8月
いか類	5,097			174	512	353
山口	5,394,627			332,241	979,125	728,280
	1,058			1,909	1,912	2,063
福岡	2,237	253		12	40	16
	1,037,663	152,250		25,200	95,025	35,700
	464	602		2,100	2,376	2,231
大分	44					
	41,297					
	939					
沖縄	1,164	397	193	181	175	117
	1,289,133	429,074	210,757	194,902	197,087	136,962
	1,108	1,081	1,092	1,077	1,126	1,171
たこ類	210,611	17,434	18,906	16,233	18,229	19,109
合計	195,191,022	17,379,278	17,528,397	14,444,174	16,664,863	19,048,119
平均単価	927	997	927	890	914	997
福島	181,596	16,096	17,300	14,695	16,112	17,128
	171,757,460	16,024,671	16,249,295	13,131,673	14,827,214	17,292,930
	946	996	939	894	920	1,010
北海道	9,088	328	287	169	835	559
	8,577,455	385,665	154,351	193,305	725,163	606,900
	944	1,176	538	1,144	868	1,086
青森	1,896	166	161	125	131	258
	1,161,323	151,974	129,894	102,378	106,675	160,189
	613	916	807	819	814	621
岩手	12,976	373	680	855	870	1,041
	9,314,184	295,534	589,178	620,565	712,341	758,643
	718	792	866	726	819	729
宮城	443	9	54	114	34	18
	591,172	26,460	99,320	134,421	58,611	53,676
	1,334	2,940	1,839	1,179	1,724	2,982
秋田	7	2		5		
	1,166	347		819		
	167	174		164		
山形	111	33				
	68,093	24,402				
	613	739				
茨城	4,305	374	424	270	237	96
	3,513,675	365,697	306,359	261,013	225,073	160,167
	816	978	723	967	950	1,668
埼玉	63					
	9,891					
	157					
千葉	18				1	9
	25,337				903	15,614
	1,408				903	1,735
東京	85	53				
	160,178	104,528				
	1,884	1,972				
愛知	14					
	2,205					
	158					
京都	9				9	
	8,883				8,883	
	987				987	
うに類	40,783	3,451	4,573	5,179	5,961	5,726
合計	252,961,550	21,702,458	24,516,455	21,732,031	25,952,543	30,900,293
平均単価	6,203	6,289	5,361	4,196	4,354	5,396
福島	757	25	280	204	173	75
	1,753,704	103,240	671,467	372,693	427,488	178,816
	2,317	4,130	2,398	1,827	2,471	2,384
北海道	9,304	892	1,126	1,190	940	1,491
	105,962,098	9,320,118	10,986,842	10,428,347	9,222,924	16,057,131
	11,389	10,449	9,757	8,763	9,812	10,769
青森	9,066	915	1,548	2,212	2,493	1,569
	15,997,063	2,588,137	3,343,507	3,631,325	3,906,163	1,726,883
	1,765	2,829	2,160	1,642	1,567	1,101

上段：数量=kg
 单位 中断：金額=円
 下段：単価=円

9月	10月	11月	12月	1月	2月	3月
467	447	219	75	500	2,100	250
768,600	657,300	350,700	134,925	265,965	951,111	226,380
1,646	1,470	1,601	1,799	532	453	906
			661	1,049	206	
			250,005	377,633	101,850	
			378	360	494	
			23	21		
			20,706	20,591		
			900	981		
74			27			
93,618			26,733			
1,265			990			
14,625	12,448	14,983	34,698	13,211	12,346	18,389
13,776,457	12,029,303	13,524,437	34,017,924	10,426,710	10,137,766	16,213,594
942	966	903	980	789	821	882
12,934	11,001	10,421	28,205	11,333	10,590	15,781
12,151,549	10,612,514	10,302,488	28,852,347	9,253,881	8,889,078	14,169,820
940	965	989	1,023	817	839	898
891	780	890	2,173	490	464	1,222
968,783	815,011	846,195	1,872,045	451,080	488,544	1,070,413
1,087	1,045	951	862	921	1,053	876
37	25	21	198	192	260	322
14,333	25,988	10,064	97,407	73,623	113,585	175,213
387	1,040	479	492	383	437	544
515	291	3,469	3,598	541	419	324
322,390	260,264	2,186,945	2,647,930	331,229	299,919	289,246
626	894	630	736	612	716	893
16	27	33	67	35	21	15
34,272	24,948	33,506	58,926	30,996	22,176	13,860
2,142	924	1,015	879	886	1,056	924
				66		12
				31,595		12,096
				479		1,008
232	286	149	449	491	592	705
285,130	246,163	145,239	480,449	244,415	324,464	469,506
1,229	861	975	1,070	498	548	666
				63		
				9,891		
				157		
			8			
			8,820			
			1,103			
	24					8
	42,210					13,440
	1,759					1,680
	14					
	2,205					
	158					
2,565	2,086	2,187	3,569	1,385	1,835	2,266
21,078,105	17,412,932	17,144,185	31,469,615	11,751,987	12,393,272	16,907,674
8,218	8,348	7,839	8,817	8,485	6,754	7,461
661	419	427	665	345	584	564
8,997,453	6,394,238	6,438,026	11,264,086	4,600,000	5,469,721	6,783,212
13,612	15,261	15,077	16,938	13,333	9,366	12,027
4						325
62,475						738,573
15,619						2,273

鮮魚

品目別・出荷地	計	4月	5月	6月	7月	8月
うに類	333	36	53	104	119	21
岩手	2,332,103	274,838	368,025	662,340	841,050	185,850
	7,003	7,634	6,944	6,369	7,068	8,850
宮城	4,023	208	407	699	1,141	740
	25,023,123	1,445,033	2,439,695	3,479,360	6,777,907	4,076,427
	6,220	6,947	5,994	4,978	5,940	5,509
茨城	30		30			
	27,038		27,038			
	901		901			
埼玉	1,872	89	35	133	290	642
	7,743,761	284,761	123,955	468,406	1,342,635	2,370,590
	4,137	3,200	3,542	3,522	4,630	3,693
千葉	1,810	154	177	179	103	
	10,706,287	1,054,620	999,603	746,551	391,965	
	5,915	6,848	5,647	4,171	3,805	
東京	5,126	378	352	173	266	610
	33,304,916	2,311,418	2,292,193	748,073	1,177,292	3,552,730
	6,497	6,115	6,512	4,324	4,426	5,824
神奈川	748	80	101	3	3	7
	5,385,254	544,638	768,864	7,350	7,350	22,680
	7,200	6,808	7,613	2,450	2,450	3,240
新潟	7		7			
	5,723		5,723			
	818		818			
大阪	815	20	73	38	52	177
	3,384,768	86,940	385,560	173,880	215,408	720,974
	4,153	4,347	5,282	4,576	4,142	4,073
鳥取	10				10	
	11,340				11,340	
	1,134				1,134	
広島	25					
	32,760					
	1,310					
山口	2,182	309	139			
	19,050,211	2,284,593	1,153,950			
	8,731	7,394	8,302			
長崎	4,675	345	245	244	371	394
	22,241,401	1,404,122	950,033	1,013,706	1,631,021	2,008,212
	4,758	4,070	3,878	4,155	4,396	5,097
なまこ	2,375	394	254	205	132	37
合計	2,467,942	350,308	228,774	227,567	179,887	109,778
平均単価	1,039	889	901	1,110	1,363	2,967
福島	177		44	58	43	2
	101,601		27,720	40,667	29,422	1,103
	574		630	701	684	552
青森	8	8				
	5,513	5,513				
	689	689				
宮城	980	28	30	36	39	35
	1,389,780	89,145	95,445	111,825	123,480	108,675
	1,418	3,184	3,182	3,106	3,166	3,105
秋田	58	48	10			
	19,824	17,640	2,184			
	342	368	218			
山形	517	178	68	81	50	
	382,516	140,700	34,965	49,770	26,985	
	740	790	514	614	540	
茨城	5					
	6,300					
	1,260					
東京	2					
	8,400					
	4,200					
新潟	438	132	102	30		
	340,700	97,310	68,460	25,305		
	778	737	671	844		

単位 上段：数量=kg
 中断：金額=円
 下段：単価=円

9月	10月	11月	12月	1月	2月	3月
416	29	17	54	33	159	120
3,375,497	129,150	105,840	310,590	374,010	1,047,485	1,462,129
8,114	4,453	6,226	5,752	11,334	6,588	12,184
414	269					
2,041,725	1,111,689					
4,932	4,133					
45	125	363	265	175	109	115
371,806	1,069,426	1,815,506	2,026,397	876,856	596,873	756,684
8,262	8,555	5,001	7,647	5,011	5,476	6,580
429	360	433	1,141	357	285	342
2,717,156	2,510,853	3,128,433	8,351,903	2,490,192	1,755,486	2,269,187
6,334	6,975	7,225	7,320	6,975	6,160	6,635
78	120	62	120	29	58	87
536,498	905,783	419,267	1,074,203	202,283	347,239	549,099
6,878	7,548	6,762	8,952	6,975	5,987	6,311
78	24	77	194	65	8	9
323,611	112,456	217,111	803,166	297,519	19,688	28,455
4,149	4,686	2,820	4,140	4,577	2,461	3,162
1			24			
2,520			30,240			
2,520			1,260			
150	330	254	330	240	150	280
1,296,541	3,160,081	2,292,518	3,315,165	2,158,433	1,162,561	2,226,369
8,644	9,576	9,026	10,046	8,993	7,750	7,951
289	410	554	776	141	482	424
1,352,823	2,019,256	2,727,484	4,293,865	752,694	1,994,219	2,093,966
4,681	4,925	4,923	5,533	5,338	4,137	4,939
118	120	125	157	276	341	216
103,163	118,125	129,150	166,525	261,466	360,466	232,733
874	984	1,033	1,061	947	1,057	1,077
2			24	4		
473			1,255	961		
237			52	240		
116	120	120	121	97	111	127
102,690	118,125	123,480	147,420	110,880	130,725	127,890
885	984	1,029	1,218	1,143	1,178	1,007
				19	83	38
				14,700	83,633	31,763
				774	1,008	836
				5		
				6,300		
				1,260		
			2			
			8,400			
			4,200			
		5	5	48	74	42
		5,670	8,400	42,315	60,690	32,550
		1,134	1,680	882	820	775

鮮魚

品目別・出荷地	計	4月	5月	6月	7月	8月
なまこ	153					
静岡	123,008					
	804					
	5					
愛知	1,050					
	210					
	32					
広島	89,250					
	2,789					
あゆ	4,474	161	522	1,270	1,577	744
合計	6,592,692	396,060	736,796	1,824,157	2,143,377	1,091,370
平均単価	1,474	2,460	1,411	1,436	1,359	1,467
	6	6				
宮城	28,560	28,560				
	4,760	4,760				
	505		0	258	205	27
栃木	866,817		0	435,120	356,160	43,155
	1,716		0	1,687	1,737	1,598
	1,753	101	107	140	583	637
東京	2,797,988	291,585	159,905	213,423	808,920	955,605
	1,596	2,887	1,494	1,524	1,388	1,500
	14		12	2		
新潟	50,904		25,200	25,704		
	3,636		2,100	12,852		
	1,710	54	403	730	523	
静岡	2,237,039	75,915	551,691	961,750	647,683	
	1,308	1,406	1,369	1,317	1,238	
	486			140	266	80
滋賀	611,384			188,160	330,614	92,610
	1,258			1,344	1,243	1,158
どじょう(うなぎ)	1,506	71	85	97	614	165
合計	5,366,297	271,110	288,530	405,789	2,647,345	472,500
平均単価	3,563	3,818	3,394	4,183	4,312	2,864
	25					11
福島	55,881					25,935
	2,235					2,358
	9	6			3	
青森	16,065	10,710			5,355	
	1,785	1,785			1,785	
	63	9	5		5	4
宮城	327,706	76,440	41,423		42,315	29,400
	5,202	8,493	8,285		8,463	7,350
	150				140	10
栃木	425,250				396,900	28,350
	2,835				2,835	2,835
	1,259	56	80	97	466	140
静岡	4,541,395	183,960	247,107	405,789	2,202,775	388,815
	3,607	3,285	3,089	4,183	4,727	2,777
あわび	12,026	713	1,072	1,130	1,256	1,236
合計	72,187,064	4,348,367	6,276,283	6,230,469	6,945,244	7,274,620
平均単価	6,003	6,099	5,855	5,514	5,530	5,886
	1,936		261	452	496	463
福島	12,675,685		1,691,736	2,803,651	2,977,243	3,091,037
	6,547		6,482	6,203	6,003	6,676
	80	5	5			
北海道	640,500	34,125	34,125			
	8,006	6,825	6,825			
	75	10	5	10	10	5
青森	332,640	44,352	22,176	44,352	44,352	22,176
	4,435	4,435	4,435	4,435	4,435	4,435
	1,107	221	367	304	215	
岩手	5,162,725	1,030,318	1,709,267	1,415,856	1,007,284	
	4,664	4,662	4,657	4,657	4,685	
	4,112	422	360	149	158	228
宮城	28,098,628	2,969,932	2,436,841	946,576	1,007,370	1,467,501
	6,833	7,038	6,769	6,353	6,376	6,436

上段：数量=kg
 单位 中断：金額=円
 下段：単価=円

9月	10月	11月	12月	1月	2月	3月
				99 82,950 838	54 40,058 742	
			5 1,050 210			
				4 3,360 840	19 45,360 2,387	9 40,530 4,503
158 313,257 1,983	22 38,325 1,742	10 26,250 2,625	10 23,100 2,310			
5 9,282 1,856			10 23,100 2,310			
153 303,975 1,987	22 38,325 1,742	10 26,250 2,625				
75 303,052 4,041	76 116,497 1,533	62 175,089 2,824	83 215,775 2,600	44 125,475 2,852	44 114,450 2,601	90 230,685 2,563
8 18,816 2,352	6 11,130 1,855					
5 16,800 3,360	3 17,850 5,950	3 11,813 3,938	6 22,050 3,675	6 17,325 2,888	9 25,200 2,800	8 27,090 3,386
62 267,436 4,313	67 87,517 1,306	59 163,276 2,767	77 193,725 2,516	38 108,150 2,846	35 89,250 2,550	82 203,595 2,483
1,081 6,132,484 5,673	1,124 6,761,526 6,016	1,060 6,336,707 5,978	1,188 7,627,863 6,421	674 4,343,067 6,444	644 4,237,945 6,581	848 5,672,489 6,689
139 1,041,781 7,495	108 926,334 8,577	15 132,983 8,866				2 10,920 5,460
	15 123,375 8,225	10 94,500 9,450	45 354,375 7,875			
5 22,176 4,435	5 22,176 4,435	10 44,352 4,435	10 44,352 4,435			5 22,176 4,435
225 1,452,770 6,457	245 1,615,320 6,593	394 2,651,477 6,730	585 4,032,231 6,893	423 2,882,331 6,814	396 2,824,770 7,133	527 3,811,509 7,232

鮮魚

品目別・出荷地	計	4月	5月	6月	7月	8月
あわび	3					3
山形	19,530					19,530
	6,510					6,510
茨城	91			2		6
	359,784			6,511		45,570
	3,954			3,256		7,595
千葉	4,087	9	69	173	299	465
	22,160,904	41,580	355,888	829,353	1,501,595	2,320,106
	5,422	4,620	5,158	4,794	5,022	4,989
東京	24					
	182,700					
	7,613					
新潟	98	11		22		11
	450,765	55,335		87,570		57,750
	4,600	5,030		3,980		5,250
静岡	53					
	344,453					
	6,499					
愛知	40	35	5			
	198,975	172,725	26,250			
	4,974	4,935	5,250			
島根	118			18	78	21
	622,650			96,600	407,400	111,300
	5,277			5,367	5,223	5,300
愛媛	202					34
	937,125					139,650
	4,639					4,107
はまぐり	29,863	2,151	2,615	2,052	1,471	2,592
合計	21,534,948	1,712,382	1,914,465	1,397,500	1,159,200	1,903,335
平均単価	721	796	732	681	788	734
宮城	7					
	7,938					
	1,134					
秋田	5,576	70	130	180	90	134
	2,852,430	43,575	65,100	77,280	44,415	85,890
	512	623	501	429	494	641
茨城	8,580	1,048	1,175	831	323	1,015
	7,199,276	839,790	887,040	533,140	316,680	727,125
	839	801	755	642	980	716
埼玉	7				7	
	6,300				6,300	
	900				900	
千葉	1,273	60				
	826,403	55,125				
	649	919				
三重	14,287	945	1,286	1,029	1,051	1,443
	10,411,809	695,625	944,685	778,260	791,805	1,090,320
	729	736	735	756	753	756
山口	9					
	4,568					
	508					
福岡	84	12	24	12		
	59,220	8,820	17,640	8,820		
	705	735	735	735		
長崎	40	16				
	167,004	69,447				
	4,175	4,340				
あさり	184,749	22,842	22,092	17,565	16,543	13,771
合計	119,615,393	14,183,319	12,885,625	10,908,265	10,742,728	9,497,391
平均単価	647	621	583	621	649	690
福島	715				440	275
	488,671				297,308	191,363
	683				676	696
北海道	34,105	2,022	3,550	2,817	4,400	3,351
	23,190,053	1,341,428	1,689,085	1,717,261	2,678,306	2,267,981
	680	663	476	610	609	677

単位 上段：数量=kg
 中断：金額=円
 下段：単価=円

9月	10月	11月	12月	1月	2月	3月
0	17	58	8			
1,050	116,393	134,295	55,965			
0	6,847	2,315	6,996			
585	655	537	507	248	234	306
2,984,875	3,470,350	3,099,970	2,994,150	1,444,986	1,348,915	1,769,136
5,102	5,298	5,773	5,906	5,827	5,765	5,781
6	18					
47,250	135,450					
7,875	7,525					
6		12	27		9	
28,350		69,300	115,290		37,170	
4,725		5,775	4,270		4,130	
18	24	6				5
102,060	164,115	35,280				42,998
5,670	6,838	5,880				8,600
1						
7,350						
7,350						
96	37	18	6	3	5	3
444,822	188,013	74,550	31,500	15,750	27,090	15,750
4,634	5,081	4,142	5,250	5,250	5,418	5,250
1,767	2,050	2,730	3,545	1,703	3,568	3,619
1,215,480	1,427,538	1,747,568	2,425,815	1,100,568	2,830,266	2,700,831
688	696	640	684	646	793	746
				7		
				7,938		
				1,134		
30	220	664	1,080	721	1,095	1,162
14,700	111,300	349,230	593,670	377,370	514,920	574,980
490	506	526	550	523	470	495
600	651	787	817	246	540	547
365,400	450,975	479,325	667,800	193,200	992,776	746,025
609	693	609	817	785	1,838	1,364
				5	750	458
				11,550	471,660	288,068
				2,310	629	629
1,137	1,179	1,270	1,648	724	1,141	1,434
835,380	865,263	914,445	1,164,345	510,510	802,316	1,018,855
735	734	720	707	705	703	710
		9				
		4,568				
		508				
					36	
					23,940	
					665	
					6	18
					24,654	72,903
					4,109	4,050
12,251	12,140	11,487	11,252	11,523	14,354	18,929
8,396,880	8,217,980	7,993,008	7,906,399	7,771,941	9,027,267	12,084,590
685	677	696	703	674	629	638
2,807	2,965	2,764	3,189	1,782	1,880	2,578
2,006,871	2,123,952	2,068,530	2,482,576	1,381,650	1,451,002	1,981,411
715	716	748	778	775	772	769

鮮魚

品目別・出荷地	計	4月	5月	6月	7月	8月
あさり	10			10		
青森	4,200			4,200		
	420			420		
宮城	60,344	6,198	6,224	6,067	6,055	6,190
	44,663,544	4,205,573	4,172,930	4,233,166	4,498,445	4,673,418
	740	679	670	698	743	755
茨城	1,698	132	126	122	106	150
	2,480,940	185,640	176,820	177,240	154,560	211,260
	1,461	1,406	1,403	1,453	1,458	1,408
千葉	69,369	9,777	8,995	7,483	4,474	2,629
	37,693,852	5,789,170	5,071,262	4,090,905	2,442,841	1,432,224
	543	592	564	547	546	545
東京	8,741	1,303	500	216	410	615
	4,606,835	682,388	264,418	101,745	212,313	321,200
	527	524	529	471	518	522
愛知	3,105	670	2,115	300		
	1,602,329	369,574	1,081,555	141,750		
	516	552	511	473		
三重	4,552	650	572	540	658	561
	3,773,963	513,818	421,050	435,225	458,955	399,945
	829	790	736	806	698	713
熊本	2,110	2,090	10	10		
	1,111,006	1,095,728	8,505	6,773		
	527	524	851	677		
ほたて	210,318	23,455	19,437	13,934	18,840	21,520
合計	117,029,488	10,992,583	10,177,712	7,833,190	10,935,326	12,761,356
平均単価	556	469	524	562	580	593
福島	135				135	
	40,163				40,163	
	298				298	
北海道	52,034	12,117	3,568	2,372	2,287	1,422
	39,592,137	6,247,495	3,509,512	2,455,008	2,406,076	2,162,581
	761	516	984	1,035	1,052	1,521
青森	21,141	2,522	1,664	1,696	2,090	1,712
	10,227,891	864,157	617,509	936,864	1,399,882	1,420,756
	484	343	371	552	670	830
岩手	10,703	704	850	1,024	2,084	1,960
	5,281,158	347,130	424,263	474,276	838,961	927,424
	493	493	499	463	403	473
宮城	124,438	8,045	13,315	8,790	12,093	16,228
	59,808,628	3,433,971	5,552,508	3,870,022	6,070,798	7,987,679
	481	427	417	440	502	492
山形	4				4	
	3,308				3,308	
	827				827	
千葉	10					
	8,926					
	893					
東京	1,826	40	40	52	147	198
	2,042,207	74,760	73,920	97,020	176,138	262,916
	1,118	1,869	1,848	1,866	1,198	1,328
長崎	27	27				
	25,070	25,070				
	929	929				
かき	165,682	4,594	6,539	9,481	9,941	12,943
合計	126,741,189	3,157,913	5,061,536	4,567,428	6,087,886	8,387,768
平均単価	765	687	774	482	612	648
福島	1,592	51	50	17	595	706
	1,269,531	37,958	30,871	7,350	482,536	577,253
	797	744	617	432	811	818
北海道	76			56		
	50,505			20,370		
	665			364		
青森	656			355	87	
	229,469			61,058	54,171	
	350			172	623	

上段：数量=kg
 单位 中断：金額=円
 下段：単価=円

9月	10月	11月	12月	1月	2月	3月
4,832	4,425	4,314	3,872	3,837	3,568	4,762
3,728,344	3,358,063	3,325,377	2,988,909	3,019,312	2,777,227	3,682,780
772	759	771	772	787	778	773
114	114	150	132	186	186	180
160,020	160,020	211,260	185,220	260,820	345,240	252,840
1,404	1,404	1,408	1,403	1,402	1,856	1,405
3,307	3,636	3,434	3,155	4,466	7,779	10,234
1,800,189	1,948,199	1,850,659	1,707,369	2,326,019	3,860,495	5,374,520
544	536	539	541	521	496	525
745	720	634	780	1,096	777	945
360,521	363,881	330,647	405,615	612,150	412,493	539,464
484	505	522	520	559	531	571
	20					
	9,450					
	473					
446	260	191	124	156	164	230
340,935	254,415	206,535	136,710	171,990	180,810	253,575
764	979	1,081	1,103	1,103	1,103	1,103
17,019	17,008	15,130	20,076	11,708	13,746	18,445
9,526,556	8,604,049	8,798,459	12,154,225	7,264,585	7,680,163	10,301,284
560	506	582	605	620	559	558
1,217	1,041	1,072	9,326	4,074	5,938	7,600
1,598,237	1,376,130	1,625,925	5,836,048	2,807,282	3,968,402	5,599,441
1,313	1,322	1,517	626	689	668	737
1,674	866	604	645	1,466	2,721	3,481
971,040	503,066	557,173	688,086	602,281	740,850	926,227
580	581	922	1,067	411	272	266
998	650	447	596	430	440	520
611,730	393,961	230,685	326,130	211,208	225,435	269,955
613	606	516	547	491	512	519
12,716	14,244	12,894	9,393	5,629	4,479	6,612
6,117,875	6,177,403	6,214,156	5,108,555	3,487,994	2,558,366	3,229,301
481	434	482	544	620	571	488
			10			
			8,926			
			893			
414	207	113	106	109	168	232
227,674	153,489	170,520	186,480	155,820	187,110	276,360
550	741	1,509	1,759	1,430	1,114	1,191
5,752	21,079	25,651	26,231	21,585	14,808	7,078
3,180,958	14,288,723	20,164,238	23,270,009	18,073,048	14,042,083	6,459,599
553	678	786	887	837	948	913
98	22	34				19
77,116	9,870	32,087				14,490
787	449	944				763
		20				
		30,135				
		1,507				
			60		264	-110
			28,455		135,975	-50,190
			474		515	456

鮮魚

品目別・出荷地	計	4月	5月	6月	7月	8月
かき	8,714					
岩手	2,647,002					
	304					
宮城	67,761	1,962	3,045	1,615	1,472	2,734
	52,277,690	1,136,060	2,381,173	1,142,038	963,954	1,715,386
	772	579	782	707	655	627
秋田	1,142		100	430	362	250
	1,051,132		97,493	412,519	283,449	257,671
	920		975	959	783	1,031
山形	9,620		60	2,969	1,320	5,135
	4,842,717		31,920	488,252	809,868	3,355,492
	503		532	164	614	653
茨城	411	75	250	20	16	
	237,090	50,400	139,230	8,400	8,400	
	577	672	557	420	525	
千葉	3,539	149	426	1,045	1,078	475
	3,000,839	218,075	795,375	677,628	776,361	309,750
	848	1,464	1,867	648	720	652
東京	26,591					
	15,756,744					
	593					
新潟	4,526			583	1,477	2,126
	2,663,721			338,468	918,987	1,256,641
	589			581	622	591
石川	672	16	328	256	24	48
	458,588	21,000	214,935	171,728	12,600	38,325
	682	1,313	655	671	525	798
三重	139					
	160,020					
	1,151					
兵庫	9,569	10	148	32	120	203
	12,051,190	8,925	152,985	31,710	135,765	171,843
	1,259	893	1,034	991	1,131	847
広島	19,042	243	42			
	23,455,364	249,921	43,050			
	1,232	1,028	1,025			
大分	11,619	2,088	2,090	2,103	3,390	1,266
	6,569,427	1,435,574	1,174,504	1,207,907	1,641,795	705,407
	565	688	562	574	484	557
鹿児島	13					
	20,160					
	1,551					
ほっき	130,330	7,064	7,449	13,989	14,707	12,417
合計	55,006,547	3,617,902	4,065,164	5,503,655	5,639,465	5,719,065
平均単価	422	512	546	393	383	461
福島	54,350	340	451	10,979	12,527	10,919
	26,188,633	570,676	705,705	3,989,964	4,548,073	5,034,500
	482	1,678	1,565	363	363	461
北海道	39,206	4,748	6,250	2,980	2,122	1,516
	19,588,106	2,265,811	3,009,859	1,505,816	1,072,349	676,623
	500	477	482	505	505	446
青森	35,616	1,976	616		12	
	8,882,257	781,415	295,735		5,040	
	249	395	480		420	
宮城	300					
	4,725					
	16					
茨城	180		132	30		18
	67,410		53,865	7,875		5,670
	375		408	263		315
千葉	0				46	46
	0				14,003	-14,003
	0				304	304
東京	528					10
	226,380					16,275
	429					1,628

上段：数量=kg
 单位 中断：金額=円
 下段：単価=円

9月	10月	11月	12月	1月	2月	3月
214	2,188	2,796	2,484	1,032		
93,870	591,570	711,953	865,149	384,460		
439	270	255	348	373		
3,820	11,578	12,279	11,867	10,914	5,212	1,263
1,732,500	8,767,615	9,372,397	10,126,366	8,495,677	5,238,294	1,206,230
454	757	763	853	778	1,005	955
136						
157,185						
1,156						
30	20					
18,060	12,600					
602	630					
286	80					
188,790	34,860					
660	436					
45	5,540	5,575	6,002	5,637	3,027	765
19,320	2,576,532	3,312,415	3,908,889	3,705,608	1,796,025	437,955
429	465	594	651	657	593	572
340						
149,625						
440						
					139	
					160,020	
					1,151	
32	404	1,522	2,002	1,276	1,754	2,066
23,100	535,500	2,079,686	3,055,975	1,614,273	2,004,764	2,236,664
722	1,325	1,366	1,526	1,265	1,143	1,083
711	1,247	3,412	3,816	2,726	4,412	2,433
707,700	1,760,176	4,605,405	5,285,175	3,873,030	4,707,005	2,223,902
995	1,412	1,350	1,385	1,421	1,067	914
40						642
13,692						390,548
342						608
		13				
		20,160				
		1,551				
7,962	9,408	7,148	14,424	9,103	12,375	14,284
4,130,686	4,379,487	4,106,937	5,726,030	3,213,554	3,845,331	5,059,271
519	466	575	397	353	311	354
4,687	5,814	3,378	2,287	1,153	823	992
2,370,755	2,535,159	2,135,031	1,560,789	858,481	819,105	1,060,395
506	436	632	682	745	995	1,069
3,125	3,294	3,770	4,601	1,746	2,054	3,000
1,710,895	1,839,603	1,971,906	2,076,926	949,491	1,064,650	1,444,177
547	558	523	451	544	518	481
			7,536	6,204	9,350	9,922
			2,088,315	1,405,582	1,903,091	2,403,079
			277	227	204	242
	300					
	4,725					
	16					
					148	370
					58,485	151,620
					395	410

鮮魚

品目別・出荷地	計	4月	5月	6月	7月	8月
ほっき	150					
三重	49,036					
	327					
さざえ	16,353	1,615	1,846	1,425	2,111	2,458
合計	15,836,130	1,486,014	1,649,741	1,307,414	1,945,414	2,585,732
平均単価	968	920	894	917	922	1,052
福島	34			2		32
	35,837			11,813		24,024
	1,054			5,907		751
青森	151		7		24	36
	130,641		6,216		23,310	39,060
	865		888		971	1,085
宮城	287	10	10	27		
	350,700	12,600	11,550	99,750		
	1,222	1,260	1,155	3,694		
山形	1,371			11	332	458
	1,362,901			9,555	329,700	501,375
	994			869	993	1,095
千葉	1,610	180	154	70	92	299
	1,391,362	120,225	172,212	50,400	78,667	237,207
	864	668	1,118	720	855	793
東京	2					2
	5,733					5,733
	2,867					2,867
神奈川	429	70				
	529,767	52,500				
	1,235	750				
新潟	2,872	95	120	240	375	511
	2,441,630	76,126	97,125	201,654	321,985	472,238
	850	801	809	840	859	924
石川	690			430	240	20
	451,506			274,579	155,927	21,000
	654			639	650	1,050
福井	275			30	245	
	216,825			21,000	195,825	
	788			700	799	
静岡	3,505	360	175	145	90	20
	3,694,889	380,363	170,888	131,513	83,475	22,050
	1,054	1,057	977	907	928	1,103
大阪	30					
	16,800					
	560					
兵庫	750	310	420	10		
	460,425	197,400	249,900	6,825		
	614	637	595	683		
島根	3,959	590	900	430	668	1,065
	4,347,589	646,800	900,900	479,850	722,400	1,240,995
	1,098	1,096	1,001	1,116	1,081	1,165
山口	315		60	30	45	
	245,175		40,950	20,475	34,125	
	778		683	683	758	
福岡	58					
	132,300					
	2,281					
長崎	15					15
	22,050					22,050
	1,470					1,470
しじみ	114,819	6,964	6,968	8,015	11,372	10,107
合計	86,621,431	6,223,145	5,619,689	5,935,043	8,025,324	7,244,513
平均単価	754	894	806	740	706	717
北海道	58				58	
	64,260				64,260	
	1,108				1,108	
青森	15,181	1,341	931	924	1,605	1,954
	13,300,376	1,546,287	1,069,534	862,785	1,260,189	1,433,356
	876	1,153	1,149	934	785	734

単位 上段：数量=kg
 中断：金額=円
 下段：単価=円

9月	10月	11月	12月	1月	2月	3月
150						
49,036						
327						
1,686	1,065	1,052	1,398	501	470	726
1,566,259	974,498	961,844	1,476,073	590,583	491,925	800,633
929	915	914	1,056	1,179	1,047	1,103
72	12					
52,290	9,765					
726	814					
120	100	10	10			
113,400	94,500	9,450	9,450			
945	945	945	945			
268	106	36	90		45	25
251,895	100,013	31,500	75,600		43,050	20,213
940	944	875	840		957	809
56	63	303	230	66	5	92
44,688	50,967	213,719	205,720	93,492	5,775	118,290
798	809	705	894	1,417	1,155	1,286
		10	148	76	35	90
		14,700	210,231	99,036	49,350	103,950
		1,470	1,420	1,303	1,410	1,155
869	269	125	130	9	65	64
751,017	209,425	92,400	98,700	9,030	54,600	57,330
864	779	739	759	1,003	840	896
	470	400	720	350	320	455
	483,053	429,450	765,072	389,025	339,150	500,850
	1,028	1,074	1,063	1,112	1,060	1,101
	30					
	16,800					
	560					
	10					
	6,300					
	630					
301	5					
352,969	3,675					
1,173	735					
		160	20			
		132,825	16,800			
		830	840			
		8	50			
		37,800	94,500			
		4,725	1,890			
9,569	10,897	9,490	8,640	11,187	10,058	11,552
6,647,074	7,004,108	6,423,169	6,030,936	9,198,005	8,794,548	9,475,877
695	643	677	698	822	874	820
1,521	865	483	549	927	2,515	1,566
1,096,204	639,822	456,094	498,803	800,783	2,224,216	1,412,303
721	740	944	909	864	884	902

鮮魚

品目別・出荷地	計	4月	5月	6月	7月	8月
しじみ	69		44		14	8
岩手	130,972		81,596		27,048	20,501
	1,898		1,854		1,932	2,563
宮城	99			84	6	
	129,938			114,660	8,190	
	1,313			1,365	1,365	
秋田	20					20
	10,500					10,500
	525					525
茨城	60,520	3,277	3,255	4,022	5,907	5,528
	47,969,581	3,230,903	2,799,794	3,205,673	4,378,632	4,199,591
	793	986	860	797	741	760
埼玉	264		108	132		
	77,490		34,020	37,170		
	294		315	282		
千葉	22,111	804	1,062	1,512	2,182	1,296
	15,264,309	493,920	669,375	938,385	1,362,060	816,480
	690	614	630	621	624	630
東京	20		20			
	5,250		5,250			
	263		263			
愛知	399	90	288	21		
	272,790	63,315	194,040	15,435		
	684	704	674	735		
島根	780					15
	235,785					4,725
	302					315
山口	13,864	1,380	1,260	1,320	1,600	1,286
	8,072,485	828,240	766,080	760,935	924,945	759,360
	582	600	608	576	578	590
福岡	1,434	72				
	1,087,695	60,480				
	759	840				
その他貝類	117,943	11,661	11,280	10,028	12,863	12,045
合計	104,899,792	10,921,553	10,556,541	9,077,650	9,959,900	10,480,067
平均単価	889	937	936	905	774	870
福島	13,149	777	542	835	2,944	1,751
	13,911,972	1,124,533	807,767	1,038,018	2,431,100	1,618,419
	1,058	1,447	1,490	1,243	826	924
北海道	34,509	4,698	4,917	3,749	2,283	3,083
	52,820,700	5,897,579	5,975,046	4,371,056	3,478,603	5,142,257
	1,531	1,255	1,215	1,166	1,524	1,668
青森	2,146	171	606	495	125	65
	1,908,378	141,205	277,242	273,682	181,614	218,739
	889	826	457	553	1,453	3,365
岩手	331				10	70
	71,953				2,494	18,638
	217				249	266
宮城	11,918	1,100	1,251	1,156	1,947	1,044
	5,227,778	519,096	748,898	621,176	631,428	459,966
	439	472	599	537	324	441
山形	144			64	6	74
	49,077			29,547	2,835	16,695
	341			462	473	226
茨城	895	13	93	108	84	14
	462,247	3,728	54,077	67,920	33,595	13,587
	516	287	581	629	400	971
埼玉	1,738	206	271	142	151	112
	1,178,205	135,450	168,000	89,985	99,120	93,450
	678	658	620	634	656	834
千葉	44,821	3,873	2,799	2,693	4,477	5,360
	20,504,897	2,170,870	1,596,772	1,688,637	2,173,763	2,482,628
	457	561	570	627	486	463
東京	597		2	270	201	65
	294,277		7,676	142,539	108,099	14,963
	493		3,838	528	538	230

上段：数量=kg
 单位 中断：金額=円
 下段：単価=円

9月	10月	11月	12月	1月	2月	3月
						3
						1,827
						609
9						
7,088						
788						
5,358	5,833	6,059	5,649	4,954	4,341	6,337
4,031,246	4,143,494	4,382,067	4,219,259	4,236,069	3,898,916	5,243,937
752	710	723	747	855	898	828
12	12					
2,520	3,780					
210	315					
1,278	2,754	1,650	652	4,677	2,358	1,886
804,195	1,527,120	846,984	316,156	3,791,498	2,021,991	1,676,145
629	555	513	485	811	858	889
165	195	90	210	105		
54,338	61,425	27,720	60,800	26,777		
329	315	308	290	255		
1,226	1,238	1,196	1,508	350	280	1,220
651,483	628,467	702,744	885,518	217,823	217,245	729,645
531	508	588	587	622	776	598
		12	72	174	564	540
		7,560	50,400	125,055	432,180	412,020
		630	700	719	766	763
9,092	8,753	8,516	11,326	6,297	7,319	8,763
7,961,107	7,567,216	8,043,683	10,186,300	5,680,783	6,446,666	8,018,326
876	865	945	899	902	881	915
556	738	590	1,607	834	1,122	853
741,727	873,144	763,757	1,430,038	903,099	1,124,481	1,055,889
1,334	1,183	1,295	890	1,083	1,002	1,238
2,627	2,233	2,339	3,459	1,533	1,647	1,941
4,226,152	4,038,360	4,194,024	5,902,218	2,877,480	2,989,738	3,728,187
1,609	1,808	1,793	1,706	1,877	1,815	1,921
77	73	128	135	30	181	60
120,131	125,927	220,273	112,651	58,800	138,811	39,303
1,560	1,725	1,721	834	1,960	767	655
		10	241			
		2,625	48,196			
		263	200			
470	781	901	1,004	786	734	744
233,692	379,634	360,940	353,976	286,566	295,554	336,852
497	486	401	353	365	403	453
	36	287	90	29	87	54
	5,985	124,856	28,350	20,749	66,833	42,567
	166	435	315	715	768	788
7	28	76	215	166	133	231
5,775	22,575	62,475	126,525	120,225	90,300	164,325
825	806	822	588	724	679	711
4,553	4,240	3,603	4,035	2,548	2,587	4,053
1,836,855	1,530,202	1,617,686	1,536,629	1,052,000	1,065,234	1,753,621
403	361	449	381	413	412	433
59						
21,000						
356						

鮮魚

品目別・出荷地	計	4月	5月	6月	7月	8月
その他貝類	227		78	36	10	
神奈川	439,845		197,085	95,760	31,500	
	1,938		2,527	2,660	3,150	
新潟	103				6	46
	55,783				2,021	32,446
	542				337	705
山梨	20					
	25,536					
	1,277					
静岡	1,009		5			
	989,888		7,875			
	981		1,575			
愛知	1,851	318	212	221	136	73
	2,050,849	348,046	214,516	340,087	218,036	52,964
	1,108	1,094	1,012	1,539	1,603	726
三重	303	10	164	36	57	36
	323,978	11,025	137,498	32,025	96,180	47,250
	1,069	1,103	838	890	1,687	1,313
兵庫	524	229	204	15	52	24
	431,384	192,519	165,953	10,332	46,200	16,380
	823	841	813	689	888	683
岡山	283	107	48	24	68	24
	411,287	155,348	66,413	31,500	108,151	32,025
	1,453	1,452	1,384	1,313	1,590	1,334
山口	642	103	29	94	90	30
	488,460	86,205	18,270	58,380	52,920	17,010
	761	837	630	621	588	567
愛媛	5					
	8,400					
	1,680					
福岡	198		18	17	12	12
	224,648		23,310	23,310	23,310	23,310
	1,135		1,295	1,371	1,943	1,943
長崎	2,238	22	37	57	184	158
	2,044,589	34,466	80,693	112,770	178,188	170,688
	914	1,567	2,181	1,978	968	1,080
大分	286	28	4	16	20	4
	968,678	94,500	9,450	50,926	60,743	8,652
	3,387	3,375	2,363	3,183	3,037	2,163
宮崎	1	1				
	2,520	2,520				
	2,520	2,520				
鹿児島	5	5				
	4,463	4,463				
	893	893				
貝焼	4,609	215	660	587	1,285	767
合計	41,206,188	1,072,050	8,869,353	6,801,873	13,702,749	5,353,923
平均単価	8,940	4,986	13,438	11,588	10,664	6,980
福島	2,550	40	552	463	1,007	288
	32,317,518	260,610	8,419,113	6,263,433	12,500,079	3,068,913
	12,674	6,515	15,252	13,528	12,413	10,656
青森	1,919	175	108	124	273	379
	7,832,370	811,440	450,240	538,440	1,165,920	1,530,060
	4,081	4,637	4,169	4,342	4,271	4,037
宮城	140				5	100
	1,056,300				36,750	754,950
	7,545				7,350	7,550
こんぶ	13,522	1,262	1,092	1,151	1,201	1,053
合計	3,858,451	340,098	295,127	339,508	348,531	325,819
平均単価	285	269	270	295	290	309
岩手	13,157	1,240	1,075	1,033	1,139	1,029
	3,452,925	295,452	261,527	280,078	304,011	276,973
	262	238	243	271	267	269
宮城	232			102	48	
	67,384			25,830	15,120	
	290			253	315	

単位 上段：数量=kg
 中断：金額=円
 下段：単価=円

9月	10月	11月	12月	1月	2月	3月
100 110,250 1,103	3 5,250 1,750					
10 4,200 420	23 10,763 468	18 6,353 353				
20 25,536 1,277						
140 142,800 1,020	204 182,175 893	152 161,805 1,065	176 144,638 822	100 100,800 1,008	56 56,700 1,013	176 193,095 1,097
42 28,876 688	15 19,320 1,288	95 103,951 1,094	93 89,294 960	94 86,071 916	323 237,538 735	229 312,150 1,363
12 17,850 1,488						
12 8,820 735	54 43,470 805	92 79,800 867	32 35,910 1,122	22 13,650 620	60 46,935 782	24 27,090 1,129
		5 8,400 1,680				
30 23,310 777		23 19,425 845	20 23,310 1,166		26 25,200 969	40 40,163 1,004
327 240,987 737	305 267,331 876	151 152,462 1,010	154 132,930 863	143 116,718 816	348 260,622 749	352 296,734 843
50 173,146 3,463	20 63,080 3,154	46 164,851 3,584	65 221,635 3,410	12 44,625 3,719	15 48,720 3,248	6 28,350 4,725
203 1,083,705 5,338	200 1,241,730 6,209	225 962,955 4,280	284 1,223,250 4,307	58 316,785 5,462	56 258,300 4,613	69 319,515 4,631
47 473,655 10,078	73 726,915 9,958	20 127,680 6,384	24 188,160 7,840	21 141,120 6,720	6 60,480 10,080	9 87,360 9,707
156 610,050 3,911	122 477,015 3,910	195 759,675 3,896	250 959,490 3,838	27 100,065 3,706	50 197,820 3,956	60 232,155 3,869
	5 37,800 7,560	10 75,600 7,560	10 75,600 7,560	10 75,600 7,560		
999 291,020 291	1,130 311,550 276	1,076 283,409 263	1,185 400,487 338	935 254,115 272	1,122 308,831 275	1,316 359,956 274
987 265,820 269	1,119 293,831 263	1,059 269,339 254	1,105 283,097 256	935 254,115 272	1,120 308,726 276	1,316 359,956 274
	3 919 306	13 5,670 436	64 19,740 308		2 105 53	

鮮魚

品目別・出荷地	計	4月	5月	6月	7月	8月
こんぶ	16					
東京	97,650					
	6,103					
福井	113	20	17	16	14	22
	235,200	42,000	33,600	33,600	29,400	46,200
	2,081	2,100	1,976	2,100	2,100	2,100
静岡	4	2				2
	5,292	2,646				2,646
	1,323	1,323				1,323
わかめ	65,642	8,120	5,988	4,833	4,761	4,734
合計	30,213,569	3,358,553	2,733,302	2,396,242	2,430,861	2,349,034
平均単価	460	414	456	496	511	496
福島	1,699	732	693	88		
	255,402	127,466	73,659	6,869		
	150	174	106	78		
青森	4,549	1,100	488			
	1,544,340	324,345	166,845			
	339	295	342			
岩手	19,767	2,088	2,074	1,890	1,875	1,522
	8,525,506	847,420	972,603	894,836	829,875	664,345
	431	406	469	473	443	436
宮城	39,138	4,128	2,637	2,719	2,822	3,180
	19,623,878	2,019,632	1,467,275	1,419,567	1,565,706	1,667,049
	501	489	556	522	555	524
静岡	65					
	30,713					
	473					
熊本	424	72	96	136	64	32
	233,730	39,690	52,920	74,970	35,280	17,640
	551	551	551	551	551	551
その他藻類	118,931	12,910	9,850	10,176	10,277	9,904
合計	67,453,781	6,801,638	5,914,328	6,148,837	6,135,532	5,912,624
平均単価	567	527	600	604	597	597
福島	21,303	2,102	1,724	2,113	1,650	1,445
	15,900,138	1,492,428	1,282,218	1,573,215	1,303,890	1,058,505
	746	710	744	745	790	733
岩手	3,918	984	270	210	155	145
	1,201,845	203,943	42,529	37,017	28,091	31,817
	307	207	158	176	181	219
宮城	15,500	2,335	557	317	321	297
	8,091,334	944,218	309,460	308,586	294,874	294,495
	522	404	556	973	919	992
秋田	262	23	23	63	63	45
	556,136	47,723	48,668	135,136	133,246	97,808
	2,123	2,075	2,116	2,145	2,115	2,174
山形	90		15	9	51	15
	79,224		26,775	10,080	40,006	2,363
	880		1,785	1,120	784	158
茨城	4	2				
	3,570	1,050				
	893	525				
埼玉	5,182	556	556	586	617	541
	1,823,105	195,804	193,536	206,021	216,972	190,512
	352	352	348	352	352	352
千葉	6			3		
	6,826			6,563		
	1,138			2,188		
東京	16					
	9,219					
	576					
神奈川	359	156	23	20	50	20
	210,736	74,183	17,483	13,230	33,075	13,230
	587	476	760	662	662	662
新潟	184	12	9	9	12	12
	224,047	20,160	15,120	15,120	20,160	20,160
	1,218	1,680	1,680	1,680	1,680	1,680

上段：数量=kg
 单位 中断：金額=円
 下段：単価=円

9月	10月	11月	12月	1月	2月	3月
			16 97,650 6,103			
12 25,200 2,100	8 16,800 2,100	4 8,400 2,100				
4,094 2,200,502 537	4,144 2,195,297 530	3,152 1,610,835 511	3,357 1,673,022 498	4,144 1,999,662 483	7,335 2,829,241 386	10,980 4,437,018 404
				5 1,029 206	18 5,702 317	163 40,677 250
				20 9,870 494	517 180,180 349	2,424 863,100 356
1,363 617,984 453	1,555 676,576 435	1,371 567,008 414	1,388 561,125 404	1,351 510,253 378	1,360 559,598 411	1,930 823,883 427
2,707 1,569,288 580	2,589 1,518,721 587	1,781 1,043,827 586	1,969 1,111,897 565	2,768 1,478,510 534	5,440 2,083,761 383	6,398 2,678,645 419
						65 30,713 473
24 13,230 551						
8,491 4,920,283 579	8,329 4,645,652 558	7,541 4,196,367 556	9,068 5,333,700 588	6,969 4,228,539 607	13,203 6,012,106 455	12,213 7,204,175 590
1,620 1,075,830 664	1,577 1,076,649 683	1,315 932,694 709	1,449 1,172,473 809	1,825 1,427,436 782	1,998 1,436,002 719	2,485 2,068,798 833
325 150,887 464	580 285,942 493	510 210,735 413	80 22,680 284	332 104,097 314	245 60,953 249	82 23,154 282
270 261,421 968	242 240,506 994	258 304,767 1,181	312 463,997 1,487	1,233 943,320 765	6,259 2,130,403 340	3,099 1,595,287 515
18 41,580 2,310						27 51,975 1,925
						2 2,520 1,260
360 127,008 353	344 121,716 354	300 105,840 353	330 116,424 353	316 111,132 352	285 100,548 353	391 137,592 352
		3 263 88				
	20 10,500 525	-10 -5,250 525			6 3,969 662	
30 19,845 662	20 13,230 662		30 19,845 662		10 6,615 662	
24 25,718 1,072	24 22,024 918	16 17,071 1,067	39 37,868 971	14 12,730 909	7 7,836 1,119	6 10,080 1,680

鮮魚

品目別・出荷地	計	4月	5月	6月	7月	8月
その他藻類	2,454	252	264	180	228	168
石川	1,681,680	171,990	180,180	122,850	139,230	114,660
	685	683	683	683	611	683
愛知	14,112	1,289	1,228	1,251	1,221	1,466
	7,809,291	760,053	693,000	781,893	717,885	834,078
	553	590	564	625	588	569
三重	5,422	410	480	440	490	610
	3,427,200	258,300	302,400	277,200	308,700	384,300
	632	630	630	630	630	630
大阪	706		58	108	108	132
	281,715		36,015	51,660	44,100	51,660
	399		621	478	408	391
鳥取	136	15	16	17	16	22
	222,768	24,570	26,208	27,846	26,208	36,036
	1,638	1,638	1,638	1,638	1,638	1,638
広島	1,825	182	168	192	184	136
	743,421	57,750	52,920	60,480	57,960	42,840
	407	317	315	315	315	315
山口	84	24				
	42,210	17,640				
	503	735				
福岡	9	0	1	0	0	1
	173,042	18,900	26,775	15,750	6,300	9,765
	19,227	0	26,775	0	0	9,765
熊本	46,636	4,546	4,386	4,420	4,903	4,771
	23,618,158	2,400,282	2,304,209	2,280,398	2,529,299	2,522,243
	506	528	525	516	516	529
大分	0					
	0					
	0					
沖縄	723	22	72	238	208	78
	1,348,116	112,644	356,832	225,792	235,536	208,152
	1,865	5,120	4,956	949	1,132	2,669
その他鮮魚 合計	430,887	40,080	48,892	47,314	28,469	20,128
平均単価	311,806,475	29,729,538	33,842,495	32,243,917	21,618,199	17,871,243
	724	742	692	681	759	888
福島	84,522	6,188	7,698	8,174	3,702	1,355
	65,071,146	5,783,966	6,813,321	6,273,095	2,710,610	1,072,568
	770	935	885	767	732	792
北海道	46,349	5,281	5,340	2,549	1,475	185
	33,785,450	2,487,773	2,308,831	1,127,475	657,215	182,317
	729	471	432	442	446	985
青森	20,826	1,380	2,371	1,963	1,197	974
	12,570,442	662,750	1,345,052	1,300,803	710,061	874,794
	604	480	567	663	593	898
岩手	25,852	1,403	2,339	2,141	2,639	2,415
	14,584,906	624,032	1,041,921	1,107,035	1,559,625	1,783,280
	564	445	445	517	591	738
宮城	22,070	1,822	2,262	2,709	3,489	1,987
	14,727,395	1,231,086	1,491,227	1,504,905	1,682,494	1,171,193
	667	676	659	556	482	589
秋田	1,349	61	520	228	14	
	603,246	58,717	245,606	155,509	11,818	
	447	963	472	682	844	
山形	5,516	258	489	1,502	538	657
	3,736,911	216,420	252,160	708,632	411,074	635,505
	677	839	516	472	764	967
茨城	32,172	3,847	3,928	3,328	487	293
	18,908,128	2,242,578	1,880,506	1,768,229	348,871	177,241
	588	583	479	531	716	605
埼玉	1,838	180	116	43	52	211
	4,592,592	417,282	336,882	136,899	86,154	593,440
	2,499	2,318	2,904	3,184	1,657	2,813
千葉	31,225	1,401	7,666	7,074	4,023	2,332
	25,732,611	1,129,903	6,285,574	5,751,929	3,416,524	2,052,120
	824	806	820	813	849	880

上段：数量=kg
 单位 中断：金額=円
 下段：単価=円

9月	10月	11月	12月	1月	2月	3月
226	216	168	305	58	156	233
161,700	147,420	114,660	212,100	47,460	106,470	162,960
715	683	683	695	818	683	699
1,197	1,188	1,186	1,773	385	775	1,153
650,895	618,744	625,380	929,859	183,645	407,568	606,291
544	521	527	524	477	526	526
452	390	480	710	200	340	420
296,100	245,700	302,400	447,300	126,000	214,200	264,600
655	630	630	630	630	630	630
108	108	84				
34,020	37,800	26,460				
315	350	315				
15	11	10	2	4	4	4
24,570	18,018	16,380	11,088	-1,260	6,552	6,552
1,638	1,638	1,638	5,544	-315	1,638	1,638
112	96	40	8	56	43	608
35,280	30,240	12,600	2,520	17,640	20,034	353,157
315	315	315	315	315	466	581
					36	24
					15,750	8,820
					438	368
2	1	1		2	1	0
28,350	16,800	14,701		19,426	7,350	8,925
14,175	16,800	14,701		9,713	7,350	0
3,643	3,496	3,180	4,030	2,544	3,038	3,679
1,813,703	1,724,579	1,517,666	1,897,546	1,236,913	1,487,856	1,903,464
498	493	477	471	486	490	517
			0			
			0			
			0			
89	16					
173,376	35,784					
1,948	2,237					
34,293	36,412	34,461	41,293	34,398	38,454	26,693
27,046,991	25,646,238	26,525,385	30,802,416	22,166,071	24,234,400	20,079,582
789	704	770	746	644	630	752
5,029	4,169	3,182	9,920	10,338	17,180	7,587
2,772,843	2,508,158	2,469,424	7,945,119	7,652,538	11,734,442	7,335,062
551	602	776	801	740	683	967
2,608	5,103	8,214	6,208	2,850	3,570	2,966
4,619,289	6,631,371	6,905,791	4,250,764	1,279,994	1,736,879	1,597,751
1,771	1,300	841	685	449	487	539
241	369	1,702	2,609	4,889	1,749	1,382
281,969	246,422	951,703	1,681,691	2,594,066	1,126,041	795,090
1,170	668	559	645	531	644	575
2,584	1,155	2,162	3,943	1,758	1,654	1,659
1,178,554	649,600	1,715,358	2,627,499	761,899	794,035	742,068
456	562	793	666	433	480	447
1,160	1,914	1,199	1,606	1,567	862	1,493
707,126	1,578,938	999,835	1,492,234	1,237,307	644,254	986,796
610	825	834	929	790	747	661
225	216	44			37	4
40,097	35,281	5,776			47,418	3,024
178	163	131			1,282	756
716	442	318	257	61	209	69
504,324	366,678	265,840	136,849	40,572	111,280	87,577
704	830	836	532	665	532	1,269
4,066	5,736	2,543	4,137	1,874	1,181	752
3,104,658	3,653,134	1,346,503	2,320,624	1,065,608	662,113	338,063
764	637	529	561	569	561	450
435	257	277	77	14	89	87
1,105,000	621,130	671,517	169,155	15,540	238,707	200,886
2,540	2,417	2,424	2,197	1,110	2,682	2,309
2,206	1,005	1,571	917	1,270	573	1,187
1,361,927	644,050	1,485,720	965,110	971,644	375,404	1,292,706
617	641	946	1,052	765	655	1,089

鮮魚

品目別・出荷地	計	4月	5月	6月	7月	8月
その他鮮魚	8,514	474	782	615	481	467
東京	9,022,617	306,175	513,355	255,557	400,295	502,867
	1,060	646	656	416	832	1,077
神奈川	1,243	194	275	266	353	44
	865,798	156,083	204,542	98,664	238,665	24,885
	697	805	744	371	676	566
新潟	1,504	488	570	105	10	10
	1,097,381	392,703	385,806	120,845	1,050	11,340
	730	805	677	1,151	105	1,134
富山	1,900	613	246	60	41	233
	1,141,969	533,043	187,705	18,900	21,840	131,162
	601	870	763	315	533	563
福井	325	98		127	100	
	149,830	61,210		62,265	26,355	
	461	625		490	264	
静岡	18,800	615	1,120	726	346	125
	12,580,077	713,179	769,379	423,159	251,437	99,761
	669	1,160	687	583	727	798
愛知	84,968	10,916	11,010	13,171	6,122	4,062
	51,985,451	7,483,408	7,602,132	9,315,310	4,639,890	3,090,749
	612	686	690	707	758	761
三重	6,107	312	629	654	150	303
	5,431,715	448,182	595,200	501,066	151,244	410,301
	889	1,436	946	766	1,008	1,354
京都	168					
	142,643					
	849					
大阪	127	21	10			
	134,379	34,650	10,500			
	1,058	1,650	1,050			
兵庫	107		10	39	38	
	314,486		10,500	27,731	46,305	
	2,939		1,050	711	1,219	
和歌山	44			44		
	10,080			10,080		
	229			229		
鳥取	202	12		190		
	138,600	31,500		107,100		
	686	2,625		564		
島根	104			100		
	53,288			51,450		
	512			515		
山口	7,364	251	451	641	547	337
	8,554,863	414,511	528,050	669,941	613,497	423,872
	1,162	1,651	1,171	1,045	1,122	1,258
香川	137					
	457,864					
	3,342					
愛媛	878	114	54	268	139	27
	732,982	71,831	44,940	157,924	126,821	30,870
	835	630	832	589	912	1,143
福岡	5,231	1,242	764	296	220	368
	6,108,289	1,047,681	736,387	381,111	417,526	529,320
	1,168	844	964	1,288	1,898	1,438
佐賀	40			40		
	21,630			21,630		
	541			541		
長崎	88	20		10	18	40
	83,927	45,045		6,300	6,752	25,830
	954	2,252		630	375	646
熊本	520	55		12	11	
	2,082,190	125,895		12,915	15,152	
	4,004	2,289		1,076	1,377	
大分	77	2	8	44		
	58,414	4,410	3,276	18,104		
	759	2,205	410	411		

上段：数量=kg
 单位 中断：金額=円
 下段：単価=円

9月	10月	11月	12月	1月	2月	3月
1,512	2,417	399	466	185	200	516
3,302,213	1,178,802	417,435	871,795	225,404	420,184	628,535
2,184	488	1,046	1,871	1,218	2,101	1,218
50		19			21	21
10,763		5,985			45,728	80,483
215		315			2,178	3,833
183	4	49		4	65	16
105,632	2,940	10,379		1,470	46,736	18,480
577	735	212		368	719	1,155
163	472	36		36		
93,603	134,926	5,670		15,120		
574	286	158		420		
2,630	5,446	4,603	2,250	417	493	29
1,542,343	2,858,234	3,585,764	1,766,466	265,855	263,487	41,013
586	525	779	785	638	534	1,414
7,707	5,280	4,597	4,315	6,167	6,636	4,985
3,897,345	2,208,652	2,405,142	2,267,421	3,445,109	3,023,913	2,606,380
506	418	523	525	559	456	523
731	416	153	96	52	955	1,656
646,701	371,928	194,041	150,922	94,752	703,134	1,164,244
885	894	1,268	1,572	1,822	736	703
					132	36
					121,170	21,473
					918	596
10			36	38	12	
10,290			40,194	29,673	9,072	
1,029			1,117	781	756	
3	1	12	3	1		
29,925	15,750	138,600	29,925	15,750		
9,975	15,750	11,550	9,975	15,750		
	4					
	1,838					
	460					
422	738	836	1,167	798	739	437
518,890	730,048	969,780	1,299,461	821,925	807,086	757,802
1,230	989	1,160	1,114	1,030	1,092	1,734
	15	15	36	35	27	9
	51,167	51,398	120,603	116,256	89,880	28,560
	3,411	3,427	3,350	3,322	3,329	3,173
9		40	61	4		162
10,080		25,778	155,422	6,962		102,354
1,120		644	2,548	1,741		632
142	513	462	435	140	221	428
236,778	529,178	470,865	488,701	452,765	338,022	479,955
1,667	1,032	1,019	1,123	3,234	1,530	1,121
	51	81	173	61	47	29
	207,481	323,088	748,126	295,525	218,610	135,398
	4,068	3,989	4,324	4,845	4,651	4,669
15		8				
11,099		21,525				
740		2,691				

鮮魚

品目別・出荷地	計	4月	5月	6月	7月	8月
その他鮮魚	19,967	2,684	176	39	2,216	3,672
宮崎	15,523,458	2,876,984	206,304	22,155	3,024,456	4,010,006
	777	1,072	1,172	568	1,365	1,092
鹿児島	729	148	58	156	61	18
	769,587	128,541	43,339	127,199	42,468	16,717
	1,056	869	747	815	696	929
沖縄	24					13
	32,130					21,105
	1,339					1,623
その他	28,411	2,169	2,355	1,871	1,925	2,209
合計	29,580,251	1,714,873	1,750,920	1,429,412	1,527,117	1,809,972
平均単価	1,041	791	743	764	793	819
福島	2,594	6	24	10	12	12
	3,631,922	13,545	73,143	18,963	21,672	35,217
	1,400	2,258	3,048	1,896	1,806	2,935
北海道	981	12	25		19	203
	1,761,849	18,900	48,384		33,264	389,530
	1,796	1,575	1,935		1,751	1,919
青森	575				10	11
	1,206,787				37,800	25,998
	2,099				3,780	2,363
岩手	1,650		126			15
	3,253,077		56,350			39,375
	1,972		447			2,625
宮城	3,503	155	123	59	53	50
	7,534,271	401,163	338,715	182,443	204,167	159,852
	2,151	2,588	2,754	3,092	3,852	3,197
山形	18			12		
	36,540			18,900		
	2,030			1,575		
千葉	11,262	1,215	1,244	1,017	1,175	1,263
	6,670,051	749,859	717,413	615,039	721,719	746,814
	592	617	577	605	614	591
東京	1,515	130	116	184	47	55
	1,906,695	152,880	121,800	258,749	78,120	73,080
	1,259	1,176	1,050	1,406	1,662	1,329
神奈川	5,183	500	505	430	435	440
	2,585,604	241,500	243,915	205,905	284,949	212,205
	499	483	483	479	655	482
新潟	12					
	19,488					
	1,624					
福井	2	1				
	21,000	10,500				
	10,500	10,500				
静岡	927	144	192	156	168	157
	729,393	113,400	151,200	122,850	132,300	121,338
	787	788	788	788	788	773
広島	91					
	116,551					
	1,281					
愛媛	30	6		3	6	3
	65,630	13,126		6,563	13,126	6,563
	2,188	2,188		2,188	2,188	2,188
鹿児島	68					
	41,393					
	609					

單位 上段：數量=kg
 中斷：金額=円
 下段：單價=円

9月	10月	11月	12月	1月	2月	3月
1,376	669	1,924	2,492	1,831	1,773	1,115
901,572	414,232	1,072,419	1,010,994	753,197	654,414	576,725
655	619	557	406	411	369	517
59	20	15	89	8	29	68
42,945	6,300	10,049	263,341	7,140	22,391	59,157
728	315	670	2,959	893	772	870
11						
11,025						
1,002						
2,096	4,294	3,066	2,626	1,702	2,552	1,546
2,653,182	6,059,425	4,164,296	2,584,398	1,760,375	2,845,027	1,281,254
1,266	1,411	1,358	984	1,034	1,115	829
8	1,775	737	10			
21,672	2,297,087	1,129,077	21,546			
2,709	1,294	1,532	2,155			
211	198	66	91	28	44	84
345,009	486,728	98,259	68,985	57,540	59,325	155,925
1,635	2,458	1,489	758	2,055	1,348	1,856
234	146		87	6	81	
574,245	330,908		153,762	7,560	76,514	
2,454	2,266		1,767	1,260	945	
219	609	635	11	35		
531,132	1,203,805	1,396,868	1,764	23,783		
2,425	1,977	2,200	160	680		
141	460	314	481	424	1,087	156
402,790	997,915	769,149	1,164,046	796,621	1,775,304	342,106
2,857	2,169	2,450	2,420	1,879	1,633	2,193
	6					
	17,640					
	2,940					
814	698	821	1,120	611	628	656
510,290	429,451	452,656	577,163	397,058	353,430	399,159
627	615	551	515	650	563	608
31	68	41	105	216	399	123
40,950	82,971	59,304	218,898	279,048	424,266	116,629
1,321	1,220	1,446	2,085	1,292	1,063	948
400	298	360	625	365	310	515
193,200	148,785	173,880	301,875	178,710	149,625	251,055
483	499	483	483	490	483	487
2	2			8		
5,544	5,544			8,400		
2,772	2,772			1,050		
	1					
	10,500					
	10,500					
36		62				12
28,350		43,575				16,380
788		703				1,365
	27	27	28	9		
	34,965	34,965	34,966	11,655		
	1,295	1,295	1,249	1,295		
	6	3			3	
	13,126	6,563			6,563	
	2,188	2,188			2,188	
			68			
			41,393			
			609			

冷凍魚

品目別・出荷地	計	4月	5月	6月	7月	8月
冷あじ	37,978	1,785	1,588	2,701	2,076	1,613
合計	9,475,358	498,666	433,083	625,580	622,587	481,404
平均単価	249	279	273	232	300	298
福島	311 284,592 915			6 5,250 875		
宮城	3,820 1,010,100 264	120 69,300 578	40 22,050 551	70 38,325 548	270 141,750 525	90 50,400 560
茨城	2,080 404,880 195	60 11,655 194		2,000 388,500 194		
千葉	203 119,532 589		10 7,140 714			
東京	29,835 7,030,937 236	1,600 405,426 253	1,538 403,893 263	625 193,505 310	1,806 480,837 266	1,358 370,944 273
静岡	5 12,285 2,457	5 12,285 2,457				
鳥取	4 9,072 2,268					
福岡	1,720 603,960 351					165 60,060 364
冷さば	173,870	10,097	7,542	10,281	8,570	10,066
合計	65,288,336	4,397,658	3,493,353	4,308,102	4,132,310	4,572,136
平均単価	376	436	463	419	482	454
福島	27,042 7,784,182 288	2,990 880,216 294	2,452 808,713 330	3,275 988,947 302	1,075 521,591 485	860 440,323 512
青森	4,679 2,347,480 502	950 428,295 451	1,270 641,235 505	460 193,515 421	370 209,580 566	100 54,600 546
宮城	23,630 7,445,792 315	1,400 514,500 368	1,080 397,320 368	2,140 702,450 328	2,995 1,036,980 346	2,180 744,744 342
茨城	4,085 2,025,313 496	130 64,156 494				
千葉	6,590 4,312,350 654	400 258,300 646	570 380,100 667	590 388,290 658	570 374,220 657	550 367,500 668
東京	104,620 40,057,947 383	4,227 2,252,191 533	2,170 1,265,985 583	3,816 2,034,900 533	3,560 1,989,939 559	3,676 1,916,019 521
新潟	2,700 1,048,950 389					2,700 1,048,950 389
鳥取	4 9,072 2,268					
福岡	520 257,250 495					
冷さんま	255,123	12,163	2,368	2,914	4,101	6,153
合計	30,895,349	4,025,448	540,855	508,200	904,050	1,527,257
平均単価	121	331	228	174	220	248
福島	57,648 16,636,116 289	11,636 3,885,840 334	2,046 421,680 206	2,465 370,230 150	2,590 450,975 174	4,985 1,160,513 233
北海道	158 277,746 1,758	12 26,208 2,184	8 21,840 2,730		51 115,920 2,273	25 58,800 2,352

上段：数量=kg
 单位 中断：金額=円
 下段：単価=円

9月	10月	11月	12月	1月	2月	3月
5,186 1,381,779 266	1,285 507,885 395	1,666 438,900 263	3,327 775,761 233	3,010 684,915 228	2,854 683,466 239	10,887 2,341,332 215
	297 274,092 923		5 2,625 525			3 2,625 875
150 81,900 546	50 28,875 578	70 40,425 578	30 18,480 616	360 61,320 170	1,560 284,025 182	1,010 173,250 172
			20 4,725 236			
	40 15,456 386	40 15,456 386	80 36,120 452		19 10,080 531	14 35,280 2,520
4,992 1,281,987 257	858 181,482 212	1,556 383,019 246	3,192 713,811 224	2,350 514,395 219	1,275 389,361 305	8,685 1,712,277 197
4 9,072 2,268						
40 8,820 221	40 7,980 200			300 109,200 364		1,175 417,900 356
8,080 3,513,189 435	8,620 3,913,810 454	14,497 5,952,328 411	25,620 8,544,046 333	17,231 5,394,348 313	27,883 7,817,181 280	25,383 9,249,875 364
756 387,664 513	534 296,842 556	235 116,645 496	3,076 747,332 243	4,502 832,535 185	2,874 463,554 161	4,413 1,299,820 295
160 84,525 528	340 186,821 549	240 121,254 505	149 122,105 819	60 22,050 368	210 87,675 418	370 195,825 529
480 163,800 341		160 59,955 375	75 25,988 347	2,410 564,375 234	2,960 762,090 257	7,750 2,473,590 319
	295 145,583 494	690 340,518 494	630 310,909 494	715 352,855 494	765 380,472 497	860 430,820 501
540 349,020 646	800 530,670 663	730 480,165 658	910 596,925 656	430 278,040 647	180 115,500 642	320 193,620 605
6,140 2,519,108 410	6,651 2,753,894 414	12,442 4,833,791 389	20,780 6,740,787 324	9,114 3,344,493 367	20,894 6,007,890 288	11,150 4,398,950 395
4 9,072 2,268						
						520 257,250 495
158,738 10,661,714 67	33,540 2,776,516 83	5,912 1,323,453 224	8,151 2,164,377 266	14,517 5,051,556 348	2,940 632,304 215	3,626 779,619 215
5,494 1,604,706 292	2,207 788,950 357	4,790 1,069,153 223	7,126 1,913,015 268	12,470 4,559,058 366	950 186,097 196	889 225,899 254
15 31,248 2,083		31 17,430 562	8 3,150 394	8 3,150 394		

冷凍魚

品目別・出荷地	計	4月	5月	6月	7月	8月
冷さんま	8					
青森	1,838					
	230					
宮城	5,530	170	50	110	230	110
	1,236,997	48,195	14,175	31,185	65,205	29,295
	224	284	284	284	284	266
茨城	11,403	345	264	339	1,230	1,021
	2,427,788	65,205	83,160	106,785	271,950	271,215
	213	189	315	315	221	266
千葉	180,210					
	10,217,907					
	57					
東京	166					12
	96,957					7,434
	584					620
冷かれい	352,622	48,366	34,136	32,429	25,405	24,496
合計	164,390,198	18,900,590	15,741,328	16,995,799	12,584,560	13,340,241
平均単価	466	391	461	524	495	545
福島	30,581	2,620	5,564	2,243	2,670	1,792
	16,231,354	1,678,561	3,265,572	1,138,935	1,399,154	897,037
	531	641	587	508	524	501
北海道	795		60		735	
	331,538		30,555		300,983	
	417		509		410	
青森	184					
	313,583					
	1,704					
宮城	214,143	36,958	23,152	18,843	13,449	11,516
	97,281,259	12,853,272	10,002,122	9,635,248	6,827,956	6,408,980
	454	348	432	511	508	557
茨城	390			10	10	296
	304,633			9,450	9,734	213,549
	781			945	973	721
千葉	65			15		50
	30,870			4,095		26,775
	475			273		536
東京	106,428	8,778	5,360	11,308	8,541	10,842
	49,854,541	4,362,667	2,443,079	6,201,981	4,046,733	5,793,900
	468	497	456	548	474	534
三重	20	10		10		
	12,180	6,090		6,090		
	609	609		609		
愛媛	16					
	30,240					
	1,890					
冷たい	48,809	5,347	4,373	2,751	8,028	3,654
合計	41,706,391	4,732,238	3,641,963	2,338,283	6,074,532	2,905,595
平均単価	854	885	833	850	757	795
福島	7,504	616	420	489	984	1,168
	4,952,939	332,640	246,961	275,830	566,914	642,180
	660	540	588	564	576	550
青森	18					
	5,670					
	315					
宮城	22,159	1,702	2,797	1,017	5,482	1,811
	17,907,622	1,342,539	2,232,125	875,129	4,029,624	1,512,948
	808	789	798	861	735	835
茨城	360				88	
	320,967				62,370	
	892				709	
埼玉	1,800	330	110	280	50	30
	1,661,625	281,925	94,500	264,600	47,250	28,350
	923	854	859	945	945	945
千葉	88				88	
	62,512				62,512	
	710				710	

単位 上段：数量=kg
 中断：金額=円
 下段：単価=円

9月	10月	11月	12月	1月	2月	3月
			8 1,838 230			
	10 1,260 126	10 2,730 273	510 111,617 219	1,250 291,113 233	1,290 277,410 215	1,790 364,812 204
3,181 493,292 155	1,089 259,665 238	1,069 227,273 213	463 114,030 246	765 184,438 241	690 161,867 235	947 188,908 199
150,000 8,505,000 57	30,210 1,712,907 57					
48 27,468 572	24 13,734 572	12 6,867 572	36 20,727 576	24 13,797 575	10 6,930 693	
32,027 14,342,333 448	22,779 10,496,447 461	25,130 12,659,017 504	26,037 12,540,411 482	21,402 9,936,482 464	23,216 10,432,144 449	37,199 16,420,846 441
1,915 1,092,246 570	2,468 1,188,959 482	2,267 1,063,977 469	2,050 1,026,859 501	2,252 1,120,899 498	2,062 994,403 482	2,678 1,364,752 510
		27 36,225 1,342	117 155,558 1,330		10 30,450 3,045	30 91,350 3,045
22,532 10,144,838 450	15,352 7,070,966 461	17,146 9,064,445 529	12,761 6,288,512 493	10,020 4,740,461 473	12,943 6,038,238 467	19,471 8,206,221 421
		23 22,743 989	36 35,612 989		15 13,545 903	
7,580 3,105,249 410	4,959 2,236,522 451	5,667 2,471,627 436	11,073 5,033,870 455	9,130 4,075,122 446	8,186 3,355,508 410	15,004 6,728,283 448
						16 30,240 1,890
6,373 5,298,629 831	5,489 4,877,739 889	3,933 3,319,181 844	3,202 3,003,794 938	2,940 2,821,836 960	1,212 1,196,810 987	1,507 1,495,791 993
138 101,430 735	1,489 1,166,993 784	859 416,640 485	898 827,082 921	354 310,969 878	69 52,700 764	20 12,600 630
						18 5,670 315
3,363 2,419,621 719	2,570 2,294,532 893	1,915 1,646,451 860	367 388,374 1,058	470 450,240 958	250 282,975 1,132	415 433,064 1,044
			61 57,362 940	27 25,799 956	93 89,157 959	91 86,279 948
230 217,350 945	290 274,050 945	100 94,500 945	170 160,650 945	10 9,450 945	90 85,050 945	110 103,950 945

冷凍魚

品目別・出荷地	計	4月	5月	6月	7月	8月
冷たい	16,374	2,651	1,014	933	1,304	613
東京	16,068,718	2,687,774	1,040,657	879,044	1,262,182	656,597
	981	1,014	1,026	942	968	1,071
神奈川	90					
	108,938					
	1,210					
石川	416	48	32	32	32	32
	617,400	87,360	27,720	43,680	43,680	65,520
	1,484	1,820	866	1,365	1,365	2,048
冷赤魚	581,245	66,381	36,472	32,539	31,847	64,988
合計	257,002,036	27,631,540	17,167,434	16,353,787	14,969,888	27,932,723
平均単価	442	416	471	503	470	430
福島	105,779	7,764	7,384	6,738	5,098	10,586
	59,074,390	4,703,475	4,531,322	4,273,716	3,172,015	6,023,363
	558	606	614	634	622	569
北海道	24,466					
	10,179,784					
	416					
宮城	274,627	43,133	15,961	11,129	15,230	36,481
	98,535,664	14,400,050	5,637,493	4,513,877	5,636,019	12,788,988
	359	334	353	406	370	351
茨城	320					180
	98,971					51,931
	309					289
東京	172,107	13,289	12,460	14,259	11,457	17,237
	87,230,271	7,479,951	6,687,073	7,369,550	6,127,099	8,826,108
	507	563	537	517	535	512
三重	3,946	2,195	667	413	62	504
	1,882,956	1,048,064	311,546	196,644	34,755	242,333
	477	477	467	476	561	481
冷さけ	216,594	22,888	14,941	16,626	19,455	21,971
合計	142,382,067	14,518,909	10,419,423	11,413,808	12,456,016	14,131,818
平均単価	657	634	697	687	640	643
福島	66,376	8,075	5,052	4,998	4,299	5,380
	46,807,141	5,377,280	3,620,412	3,845,805	3,209,812	4,043,206
	705	666	717	769	747	752
北海道	709	69		20		10
	568,628	152,040		13,178		6,300
	802	2,203		659		630
岩手	1,900	50	40	40	270	290
	972,773	22,050	18,060	17,850	133,770	153,720
	512	441	452	446	495	530
宮城	64,846	6,691	206	3,676	4,153	11,761
	36,569,421	3,408,610	161,261	2,292,442	2,362,621	6,624,314
	564	509	783	624	569	563
茨城	15		15			
	6,300		6,300			
	420		420			
埼玉	2,150		100	490	610	15
	1,114,419		55,125	221,655	306,076	10,238
	518		551	452	502	683
千葉	1,126	29	66	36	119	272
	779,164	38,588	50,988	47,670	61,320	101,430
	692	1,331	773	1,324	515	373
東京	75,585	7,714	9,237	7,516	9,229	3,468
	53,243,177	5,304,041	6,371,827	5,061,833	5,934,066	2,752,922
	704	688	690	673	643	794
三重	3,627		225	-150	775	775
	2,104,744		135,450	-86,625	448,351	439,688
	580		602	578	579	567
兵庫	260	260				
	216,300	216,300				
	832	832				
冷ます	1,960	1,080			55	10
合計	881,896	589,680			20,213	3,885
平均単価	450	546			368	389

上段：数量=kg
 单位 中断：金額=円
 下段：単価=円

9月	10月	11月	12月	1月	2月	3月
2,610 2,516,548 964	1,108 1,098,484 991	953 1,008,972 1,059	1,610 1,439,286 894	2,079 2,025,378 974	678 643,248 949	821 810,548 987
		90 108,938 1,210				
32 43,680 1,365	32 43,680 1,365	16 43,680 2,730	96 131,040 1,365		32 43,680 1,365	32 43,680 1,365
32,580 16,169,812 496	52,778 20,964,701 397	29,312 14,086,327 481	72,340 32,138,971 444	58,509 23,086,497 395	42,283 19,728,233 467	61,216 26,772,123 437
7,334 4,322,961 589	5,743 3,209,300 559	7,652 4,124,158 539	18,350 9,193,649 501	7,907 4,421,973 559	9,111 4,741,186 520	12,112 6,357,272 525
			4,680 2,026,123 433	4,834 1,986,708 411	4,452 1,801,929 405	10,500 4,365,024 416
12,392 5,384,828 435	32,934 10,918,549 332	10,597 4,802,556 453	25,921 10,307,819 398	34,698 11,175,560 322	12,437 4,833,182 389	23,714 8,136,743 343
	140 47,040 336					
12,749 6,412,409 503	13,961 6,789,812 486	11,063 5,159,613 466	23,389 10,611,380 454	11,070 5,502,256 497	16,283 8,351,936 513	14,890 7,913,084 531
105 49,614 473						
13,089 9,081,431 694	17,972 12,225,401 680	16,938 11,195,185 661	18,980 11,980,512 631	14,193 8,940,196 630	15,932 10,625,998 667	23,609 15,393,370 652
4,862 3,639,273 749	5,092 3,672,129 721	7,669 5,168,407 674	6,210 3,178,425 512	2,857 2,097,090 734	5,675 4,253,837 750	6,207 4,701,465 757
	110 71,610 651	100 65,100 651	200 130,200 651		200 130,200 651	
390 183,540 471	30 13,860 462	380 215,460 567	200 107,783 539	110 60,900 554	80 36,750 459	20 9,030 452
4,038 2,372,250 587	6,084 3,636,746 598	1,425 829,822 582	2,733 1,711,056 626	7,160 3,861,062 539	4,894 2,761,560 564	12,025 6,547,677 545
345 201,285 583	520 281,925 542	70 38,115 545				
45 53,130 1,181	29 45,570 1,571	3 14,700 4,900	35 52,500 1,500	415 246,488 594		77 66,780 867
2,807 2,250,134 802	5,782 4,322,040 747	7,191 4,809,636 669	9,377 6,667,329 711	3,651 2,674,656 733	5,083 3,443,651 677	4,530 3,651,042 806
602 381,819 634	325 181,521 559	100 53,945 539	225 133,219 592			750 417,376 557
70 25,725 368	120 31,500 263	150 50,400 336	180 60,480 336		75 25,988 347	220 74,025 336

冷凍魚

品目別・出荷地	計	4月	5月	6月	7月	8月
冷ます	200					10
北海道	57,435					3,885
	287					389
宮城	1,205	1,080			55	
	635,618	589,680			20,213	
	527	546			368	
東京	555					
	188,843					
	340					
冷たら	58,827	3,684	3,277	3,228	4,250	3,756
合計	75,356,720	5,220,008	4,711,412	4,142,897	5,745,508	5,018,139
平均単価	1,281	1,417	1,438	1,283	1,352	1,336
福島	12,547	941	814	841	1,014	1,202
	18,987,451	1,574,514	1,311,519	1,133,346	1,624,578	1,809,299
	1,513	1,673	1,611	1,348	1,602	1,505
宮城	23,795	1,082	1,360	1,826	2,496	1,709
	27,123,404	1,198,475	1,729,661	2,207,060	3,113,058	2,090,836
	1,140	1,108	1,272	1,209	1,247	1,223
茨城	146					
	136,259					
	933					
埼玉	15		15			
	17,325		17,325			
	1,155		1,155			
東京	17,464	1,661	1,088	561	512	845
	23,469,798	2,447,019	1,652,907	802,491	710,196	1,118,004
	1,344	1,473	1,519	1,430	1,387	1,323
三重	4,860				228	
	5,622,483				297,676	
	1,157				1,306	
冷さわら	15,737	1,505	2,016	1,000	1,476	1,470
合計	7,757,050	824,077	976,564	489,825	754,268	677,565
平均単価	493	548	484	490	511	461
福島	91	15	46		6	
	103,525	17,467	56,133		5,985	
	1,138	1,164	1,220		998	
宮城	20			10	10	
	40,320			20,160	20,160	
	2,016			2,016	2,016	
東京	14,860	1,180	1,730	990	1,420	1,310
	7,181,476	633,780	784,298	469,665	705,023	585,795
	483	537	453	474	496	447
三重	766	310	240		40	160
	431,729	172,830	136,133		23,100	91,770
	564	558	567		578	574
冷めぬけ	11,285	818	447	597	1,487	1,119
合計	12,688,419	922,478	485,678	774,375	1,779,105	1,365,368
平均単価	1,124	1,128	1,087	1,297	1,196	1,220
福島	1,674	144	132	72	162	84
	1,642,851	143,640	131,670	69,300	158,445	82,530
	981	998	998	963	978	983
宮城	9,611	674	315	525	1,325	1,035
	11,045,568	778,838	354,008	705,075	1,620,660	1,282,838
	1,149	1,156	1,124	1,343	1,223	1,239
冷きす	12,249	867	712	1,289	1,082	824
合計	8,750,839	670,841	631,857	797,027	741,546	676,400
平均単価	714	774	887	618	685	821
福島	6		6			
	4,200		4,200			
	700		700			
茨城	11,895	825	690	1,265	1,020	800
	8,468,494	630,416	613,272	778,127	708,471	657,185
	712	764	889	615	695	821
東京	348	42	16	24	62	24
	278,145	40,425	14,385	18,900	33,075	19,215
	799	963	899	788	533	801

單位 上段：數量=kg
 中斷：金額=円
 下段：單價=円

9月	10月	11月	12月	1月	2月	3月
	120					70
	31,500					22,050
	263					315
70						
25,725						
368						
		150	180		75	150
		50,400	60,480		25,988	51,975
		336	336		347	347
3,167	3,519	5,975	16,418	3,689	3,027	4,837
4,136,648	4,257,704	7,565,143	20,151,002	4,276,439	3,897,969	6,233,851
1,306	1,210	1,266	1,227	1,159	1,288	1,289
627	998	1,256	2,725	426	738	965
963,625	1,396,085	1,875,683	3,920,615	718,952	1,177,339	1,481,896
1,537	1,399	1,493	1,439	1,688	1,595	1,536
1,557	1,439	1,941	5,080	1,641	1,210	2,454
1,754,296	1,339,161	2,202,486	5,777,287	1,579,620	1,257,973	2,873,491
1,127	931	1,135	1,137	963	1,040	1,171
				146		
				136,259		
				933		
983	1,082	2,097	5,413	1,317	805	1,100
1,418,727	1,522,458	2,718,972	6,835,755	1,642,762	1,119,736	1,480,771
1,443	1,407	1,297	1,263	1,247	1,391	1,346
		681	3,200	159	274	318
		768,002	3,617,345	198,846	342,921	397,693
		1,128	1,130	1,251	1,252	1,251
1,516	330	826	1,646	710	1,306	1,936
675,780	183,330	396,375	754,845	365,085	611,856	1,047,480
446	556	480	459	514	468	541
6		6	6			6
5,985		5,985	5,985			5,985
998		998	998			998
1,510	330	820	1,640	710	1,290	1,930
669,795	183,330	390,390	748,860	365,085	603,960	1,041,495
444	556	476	457	514	468	540
					16	
					7,896	
					494	
784	437	1,244	2,427	581	389	955
857,745	487,305	1,287,563	2,707,131	627,165	412,651	981,855
1,094	1,115	1,035	1,115	1,079	1,061	1,028
84	96	108	384	72	120	216
81,900	88,830	102,690	376,866	71,820	119,700	215,460
975	925	951	981	998	998	998
700	341	1,136	2,043	509	269	739
775,845	398,475	1,184,873	2,330,265	555,345	292,951	766,395
1,108	1,169	1,043	1,141	1,091	1,089	1,037
973	926	2,055	965	665	1,000	891
700,760	696,073	1,154,675	798,994	539,188	636,651	706,827
720	752	562	828	811	637	793
910	920	2,025	915	665	1,000	860
657,605	691,348	1,126,325	751,744	539,188	636,651	678,162
723	751	556	822	811	637	789
63	6	30	50			31
43,155	4,725	28,350	47,250			28,665
685	788	945	945			925

冷凍魚

品目別・出荷地	計	4月	5月	6月	7月	8月
冷にしん	8,598	2,973	356	367	825	225
合計	2,352,206	762,585	124,761	124,740	185,378	86,310
平均単価	274	257	350	340	225	384
福島	2,155 888,826 412	570 234,150 411	175 73,500 420	155 65,100 420	125 50,138 401	95 39,900 420
北海道	40 18,375 459					
宮城	3,466 727,575 210	833 183,897 221	91 21,021 231	112 24,990 223	700 135,240 193	
東京	2,937 717,430 244	1,570 344,538 219	90 30,240 336	100 34,650 347		130 46,410 357
冷ほっけ	872,290	33,365	27,722	113,487	96,334	73,941
合計	277,788,373	11,453,783	10,319,814	33,057,386	30,195,735	27,249,907
平均単価	318	343	372	291	313	369
福島	75,154 42,758,708 569	9,770 4,566,043 467	8,890 4,046,470 455	8,572 4,321,759 504	6,397 3,869,481 605	6,351 3,922,182 618
北海道	29,505 5,480,950 186		20 4,200 210			
宮城	758,301 226,474,286 299	23,595 6,887,740 292	18,738 6,243,944 333	104,705 28,652,939 274	89,429 26,215,161 293	67,422 23,216,311 344
茨城	517 360,162 697				80 10,080 126	78 67,628 867
東京	8,803 2,686,967 305		74 25,200 341	210 82,688 394	428 101,013 236	90 43,786 487
新潟	10 27,300 2,730					
冷いか	325,831	29,314	48,571	34,148	25,045	32,918
合計	136,373,275	13,525,562	18,068,131	14,436,664	11,469,275	13,568,147
平均単価	419	461	372	423	458	412
福島	53,025 28,593,617 539	16,880 6,046,643 358	14,630 5,880,735 402	5,974 3,021,876 506	2,664 1,688,780 634	2,547 2,209,286 867
北海道	9,194 13,043,888 1,419	640 1,145,550 1,790	676 1,173,596 1,736	638 1,157,604 1,814	716 1,349,460 1,885	816 1,434,930 1,758
青森	161,384 53,322,477 330	9,400 3,776,523 402	22,557 6,724,308 298	20,713 6,600,243 319	14,194 5,020,234 354	10,475 3,984,598 380
宮城	2,021 1,893,151 937	192 192,003 1,000	44 67,830 1,542	88 68,565 779	414 232,775 562	131 210,000 1,603
茨城	11,065 5,391,015 487	730 422,310 579	1,745 773,745 443	2,400 957,285 399	1,188 542,850 457	1,290 580,965 450
東京	83,675 24,990,662 299	1,027 1,176,264 1,145	8,416 2,593,700 308	3,739 1,634,536 437	5,627 2,221,224 395	17,460 4,825,430 276
新潟	2,473 4,169,718 1,686	245 419,769 1,713	153 267,792 1,750	216 342,405 1,585	162 275,352 1,700	119 197,988 1,664
鳥取	4 9,072 2,268					
沖縄	2,990 4,959,675 1,659	200 346,500 1,733	350 586,425 1,676	380 654,150 1,721	80 138,600 1,733	80 124,950 1,562

上段：数量=kg
 单位 中断：金額=円
 下段：単価=円

9月	10月	11月	12月	1月	2月	3月
712	466	175	616	739	622	522
165,926	124,289	65,688	171,213	197,779	195,076	148,461
233	267	375	278	268	314	284
135	150	85	135	200	165	165
56,700	54,338	35,700	56,700	84,000	69,300	69,300
420	362	420	420	420	420	420
					40	
					18,375	
					459	
565	266	28	357	259	108	147
103,556	52,626	6,468	67,473	60,859	31,974	39,471
183	198	231	189	235	296	269
12	50	62	124	280	309	210
5,670	17,325	23,520	47,040	52,920	75,427	39,690
473	347	379	379	189	244	189
78,871	35,094	44,550	59,395	77,249	85,973	146,309
28,811,081	12,666,238	15,898,631	21,072,922	21,891,102	25,127,432	40,044,342
365	361	357	355	283	292	274
5,858	5,117	6,411	6,916	4,433	2,457	3,982
3,358,990	3,264,851	3,725,760	4,676,726	2,766,231	1,623,316	2,616,899
573	638	581	676	624	661	657
		990	5,058	1,665	4,973	16,799
		268,302	1,278,824	266,562	1,280,802	2,382,260
		271	253	160	258	142
68,688	27,497	36,397	47,426	70,881	78,405	125,118
24,523,523	8,572,072	11,522,663	14,988,935	18,707,844	22,136,899	34,806,255
357	312	317	316	264	282	278
50	100	60	109			40
43,575	63,969	52,290	93,220			29,400
872	640	872	855			735
4,275	2,380	692	-124	270	138	370
884,993	765,346	329,616	7,917	150,465	86,415	209,528
207	322	476	-64	557	626	566
			10			
			27,300			
			2,730			
19,812	15,750	11,888	37,615	11,433	19,843	39,494
8,600,356	7,732,574	7,195,618	15,339,528	5,654,848	7,939,206	12,843,366
434	491	605	408	495	400	325
902	1,242	1,142	1,581	1,395	1,732	2,336
1,171,968	1,350,207	1,309,139	1,946,255	1,115,499	1,269,535	1,583,694
1,299	1,087	1,146	1,231	800	733	678
520	560	590	2,936	312	350	440
924,630	983,850	1,044,750	1,905,960	508,998	623,700	790,860
1,778	1,757	1,771	649	1,631	1,782	1,797
7,568	8,493	6,424	28,643	5,833	8,440	18,644
2,991,758	3,000,189	2,220,591	7,842,158	2,175,447	3,032,953	5,953,475
395	353	346	274	373	359	319
339	52	92	247	92	120	210
282,503	68,775	83,580	264,075	71,610	101,115	250,320
833	1,323	908	1,069	778	843	1,192
664	532	576	460	490	450	540
343,980	302,505	310,485	261,555	298,410	274,050	322,875
518	569	539	569	609	609	598
9,387	4,491	2,578	2,947	2,903	8,252	16,848
2,118,219	1,380,437	1,380,962	1,803,476	828,382	1,832,671	3,195,361
226	307	536	612	285	222	190
88	110	356	401	128	229	266
170,226	178,836	620,886	680,274	211,302	391,482	413,406
1,934	1,626	1,744	1,696	1,651	1,710	1,554
4						
9,072						
2,268						
340	270	130	400	280	270	210
588,000	467,775	225,225	635,775	445,200	413,700	333,375
1,729	1,733	1,733	1,589	1,590	1,532	1,588

冷凍魚

品目別・出荷地	計	4月	5月	6月	7月	8月
冷たこ	46,085	387	363	1,628	346	1,683
合計	28,751,841	387,765	389,340	1,002,521	472,239	1,091,211
平均単価	624	1,002	1,073	616	1,365	648
福島	4,392	50	20	1,413	85	1,453
	2,617,065	49,350	21,000	693,821	56,229	747,861
	596	987	1,050	491	662	515
北海道	351					
	165,848					
	473					
青森	5,080					
	2,372,793					
	467					
岩手	22,156					
	12,895,707					
	582					
宮城	103				65	10
	183,540				143,010	18,900
	1,782				2,200	1,890
千葉	551	60	51	40	40	40
	462,840	50,400	42,840	33,600	33,600	33,600
	840	840	840	840	840	840
東京	13,452	277	292	175	156	180
	10,054,048	288,015	325,500	275,100	239,400	290,850
	747	1,040	1,115	1,572	1,535	1,616
冷えび	305,150	32,508	30,020	21,545	22,139	26,082
合計	415,220,584	41,910,681	37,822,174	26,512,338	29,769,359	39,287,355
平均単価	1,361	1,289	1,260	1,231	1,345	1,506
福島	8,690	610	513	1,046	388	695
	20,875,015	1,482,465	1,455,300	1,413,164	1,082,504	2,016,882
	2,402	2,430	2,837	1,351	2,790	2,902
北海道	1,673	423	72	36	48	168
	3,057,510	473,868	271,908	142,380	156,240	280,980
	1,828	1,120	3,777	3,955	3,255	1,673
宮城	124,213	11,012	10,112	7,150	7,909	11,000
	142,318,020	12,406,003	12,290,435	8,528,615	9,456,384	14,105,745
	1,146	1,127	1,215	1,193	1,196	1,282
茨城	29,612	4,054	4,002	2,980	2,809	1,748
	65,919,444	5,043,636	5,179,497	4,049,518	4,608,719	5,169,258
	2,226	1,244	1,294	1,359	1,641	2,957
千葉	287					
	572,404					
	1,994					
東京	103,440	10,776	11,949	7,097	7,536	8,671
	133,581,823	15,736,183	13,530,599	8,766,795	9,952,566	11,755,089
	1,291	1,460	1,132	1,235	1,321	1,356
神奈川	5,187	1,110	484	216	270	540
	8,784,090	2,103,990	895,860	361,620	522,690	934,500
	1,693	1,895	1,851	1,674	1,936	1,731
岐阜	15,355	2,708	1,500	1,373	1,420	1,068
	14,383,132	1,945,650	1,440,758	1,335,863	1,357,230	1,023,540
	937	718	961	973	956	958
愛知	3,095	235	230	260	340	280
	2,054,926	145,845	189,735	164,850	220,395	180,180
	664	621	825	634	648	644
三重	11,203	1,347	935	1,252	1,229	1,805
	19,889,404	1,970,273	2,010,855	1,310,900	1,952,916	3,613,197
	1,775	1,463	2,151	1,047	1,589	2,002
兵庫	2,378	233	216	135	190	107
	3,774,526	602,768	552,187	438,633	459,715	207,984
	1,587	2,587	2,556	3,249	2,420	1,944
福岡	10					
	5,250					
	525					
長崎	7		7			
	5,040		5,040			
	720		720			

上段：数量=kg
 单位 中断：金額=円
 下段：単価=円

9月	10月	11月	12月	1月	2月	3月
744	387	18,341	12,151	8,999	799	257
672,053	400,531	11,850,526	7,295,162	4,418,702	476,923	294,868
903	1,035	646	600	491	597	1,147
576	65	63	667			
396,690	42,998	59,157	549,959			
689	662	939	825			
		351				
		165,848				
		473				
				5,080		
				2,372,793		
				467		
		6,520	11,234	3,846	556	
		4,366,779	6,384,255	1,913,345	231,328	
		670	568	497	416	
0		18			10	
0		16,380			5,250	
0		910			525	
40	80	40	40	20	60	40
33,600	67,200	33,600	33,600	16,800	50,400	33,600
840	840	840	840	840	840	840
128	242	11,349	210	53	173	217
241,763	290,333	7,208,762	327,348	115,764	189,945	261,268
1,889	1,200	635	1,559	2,184	1,098	1,204
21,615	21,905	20,065	38,157	17,158	27,736	26,220
29,379,583	31,700,870	30,428,432	64,989,621	21,454,385	27,447,369	34,518,417
1,359	1,447	1,516	1,703	1,250	990	1,316
633	554	882	1,109	553	682	1,025
1,878,304	1,522,878	1,936,847	3,038,181	1,438,404	1,482,374	2,127,712
2,967	2,749	2,196	2,740	2,601	2,174	2,076
303	35	36	168	36	132	216
390,600	25,464	105,840	464,940	98,280	299,250	347,760
1,289	728	2,940	2,768	2,730	2,267	1,610
10,442	10,779	9,085	17,058	7,372	12,603	9,691
10,795,635	13,870,439	10,596,685	23,063,435	7,473,012	8,253,497	11,478,135
1,034	1,287	1,166	1,352	1,014	655	1,184
1,361	1,171	1,753	4,278	1,180	1,868	2,408
3,584,113	3,357,385	5,129,845	14,853,603	3,632,996	4,777,980	6,532,894
2,633	2,867	2,926	3,472	3,079	2,558	2,713
			22			265
			62,580			509,824
			2,845			1,924
6,219	7,310	6,014	12,672	6,303	9,635	9,258
8,520,084	10,038,174	9,001,840	19,526,187	7,182,513	9,816,992	9,754,801
1,370	1,373	1,497	1,541	1,140	1,019	1,054
352	340	432	50	10	798	585
573,510	568,890	685,440	161,700	3,990	891,030	1,080,870
1,629	1,673	1,587	3,234	399	1,117	1,848
1,220	1,026	925	1,125	955	860	1,175
1,210,671	872,760	971,670	1,158,360	929,460	862,680	1,274,490
992	851	1,050	1,030	973	1,003	1,085
350	200	290	390	130	190	200
220,290	122,745	192,885	299,116	73,710	118,020	127,155
629	614	665	767	567	621	636
608	383	546	748	579	884	887
1,980,710	1,126,499	1,583,121	1,937,697	556,920	811,251	1,035,065
3,258	2,941	2,899	2,591	962	918	1,167
127	107	102	537	40	84	500
225,666	195,636	224,259	423,822	65,100	134,295	244,461
1,777	1,828	2,199	789	1,628	1,599	489
						10
						5,250
						525

冷凍魚

品目別・出荷地	計	4月	5月	6月	7月	8月
冷きんぎ	83,991	6,943	1,706	5,294	8,494	4,894
合計	68,248,936	4,873,744	1,658,872	4,307,208	6,872,390	4,691,291
平均単価	813	702	972	814	809	959
福島	2,555 1,903,889 745	362 265,703 734	9 9,450 1,050	523 561,867 1,074	327 170,831 522	604 465,945 771
北海道	2 20,790 10,395					
青森	2,374 6,888,105 2,901			172 470,400 2,735	204 577,500 2,831	366 1,049,790 2,868
宮城	78,634 58,194,107 740	6,581 4,608,041 700	1,697 1,649,422 972	4,599 3,274,941 712	7,954 6,097,599 767	3,861 2,996,951 776
茨城	426 1,242,045 2,916				9 26,460 2,940	63 178,605 2,835
冷メルルーサ	1,836	130	150	220	200	110
合計	1,160,838	82,530	94,500	135,450	126,000	69,300
平均単価	632	635	630	616	630	630
宮城	1,730 1,086,750 628	110 69,300 630	110 69,300 630	210 129,150 615	200 126,000 630	110 69,300 630
東京	106 74,088 699	20 13,230 662	40 25,200 630	10 6,300 630		
冷くじら	710	13	53	32	56	63
合計	3,155,250	63,000	149,940	157,500	245,700	319,410
平均単価	4,444	4,846	2,829	4,922	4,388	5,070
宮城	53 118,125 2,229				13 31,500 2,423	
東京	657 3,037,125 4,623	13 63,000 4,846	53 149,940 2,829	32 157,500 4,922	43 214,200 4,981	63 319,410 5,070
冷かに	192,310	10,755	7,510	11,120	13,446	16,026
合計	290,307,188	16,631,841	13,023,890	15,876,658	19,910,245	26,573,340
平均単価	1,510	1,546	1,734	1,428	1,481	1,658
福島	2,813 6,091,888 2,166	249 421,039 1,691	36 69,099 1,919	108 207,296 1,919	48 92,132 1,919	48 92,131 1,919
北海道	51,637 70,221,247 1,360	4,170 5,691,332 1,365	2,334 3,706,042 1,588	5,209 7,147,376 1,372	4,243 5,790,342 1,365	5,707 9,500,899 1,665
青森	1,351 2,579,367 1,909	4 26,460 6,615	28 66,780 2,385	3 26,460 8,820	20 26,250 1,313	423 666,162 1,575
宮城	41,842 76,471,506 1,828	1,762 3,224,867 1,830	1,559 3,408,954 2,187	1,602 2,930,358 1,829	2,581 4,979,252 1,929	2,915 6,142,447 2,107
茨城	17,405 28,086,857 1,614	925 1,834,666 1,983	247 430,920 1,745	775 1,133,790 1,463	1,802 2,796,466 1,552	1,265 2,150,295 1,700
千葉	6,114 5,893,528 964	55 107,730 1,959	239 163,276 683	722 347,870 482	865 355,691 411	437 1,117,148 2,556
東京	53,001 71,581,768 1,351	2,659 3,368,025 1,267	2,073 2,548,864 1,230	1,803 2,439,539 1,353	2,803 3,648,254 1,302	4,877 6,075,876 1,246
神奈川	12 30,450 2,538					
福井	81 142,800 1,763					

上段：数量=kg
 单位 中断：金額=円
 下段：単価=円

9月	10月	11月	12月	1月	2月	3月
4,477	9,184	7,590	17,070	5,784	4,828	7,727
3,672,113	7,514,433	6,761,041	15,333,162	3,754,523	3,056,050	5,754,109
820	818	891	898	649	633	745
	451	36	234			9
	125,843	13,640	160,935			129,675
	279	379	688			14,408
		0	2			
		6,195	14,595			
		0	7,298			
132	456	408	408		30	198
376,425	1,264,200	1,158,570	1,272,390		103,950	614,880
2,852	2,772	2,840	3,119		3,465	3,105
4,336	8,142	7,119	16,243	5,784	4,798	7,520
3,270,173	5,730,325	5,503,256	13,347,222	3,754,523	2,952,100	5,009,554
754	704	773	822	649	615	666
9	135	27	183			
25,515	394,065	79,380	538,020			
2,835	2,919	2,940	2,940			
270	80	150	146	130	100	150
170,100	50,400	94,500	95,508	81,900	63,000	97,650
630	630	630	654	630	630	651
270	80	150	120	130	100	140
170,100	50,400	94,500	75,600	81,900	63,000	88,200
630	630	630	630	630	630	630
			26			10
			19,908			9,450
			766			945
79	51	129	117	32	39	46
352,800	272,790	324,765	614,670	194,775	212,625	247,275
4,466	5,349	2,518	5,254	6,087	5,452	5,376
25			15			
63,000			23,625			
2,520			1,575			
54	51	129	102	32	39	46
289,800	272,790	324,765	591,045	194,775	212,625	247,275
5,367	5,349	2,518	5,795	6,087	5,452	5,376
7,101	12,758	17,652	67,803	11,026	7,487	9,626
10,467,944	16,982,018	24,594,795	103,884,679	16,412,694	10,899,582	15,049,502
1,474	1,331	1,393	1,532	1,489	1,456	1,563
295	262	243	836	144	256	288
356,852	534,783	531,146	2,175,294	409,660	585,694	616,762
1,210	2,041	2,186	2,602	2,845	2,288	2,142
1,939	3,746	3,365	11,764	3,494	2,656	3,010
2,745,183	4,284,278	4,369,769	15,337,802	4,323,343	3,440,509	3,884,372
1,416	1,144	1,299	1,304	1,237	1,295	1,290
16	2	63	769	23		
46,620	1,365	210,420	1,460,340	48,510		
2,914	683	3,340	1,899	2,109		
1,621	3,229	5,783	14,262	3,334	1,633	1,561
2,834,705	4,963,889	7,744,250	27,651,176	6,529,995	3,397,971	2,663,642
1,749	1,537	1,339	1,939	1,959	2,081	1,706
389	651	2,534	7,554	606	243	414
640,196	1,084,084	3,633,812	12,295,658	1,054,295	358,785	673,890
1,646	1,665	1,434	1,628	1,740	1,476	1,628
434	598	689	694	676	18	687
178,609	243,812	370,969	1,157,838	262,817	46,620	1,541,148
412	408	538	1,668	389	2,590	2,243
2,008	3,700	3,131	22,591	1,310	2,610	3,436
2,616,566	4,501,761	4,110,454	32,417,063	1,795,918	2,926,048	5,133,400
1,303	1,217	1,313	1,435	1,371	1,121	1,494
			12			
			30,450			
			2,538			
				20	26	35
				33,600	50,400	58,800
				1,680	1,938	1,680

冷凍魚

品目別・出荷地	計	4月	5月	6月	7月	8月
冷かに	2,620	317	515	11	256	77
三重	6,527,123	859,682	1,380,455	30,958	626,643	209,563
	2,491	2,712	2,680	2,814	2,448	2,722
大阪	10,259	25	20	575	430	
	10,471,758	27,563	23,625	727,913	530,618	
	1,021	1,103	1,181	1,266	1,234	
鳥取	3,260	277	428	286	280	80
	8,506,000	720,090	1,164,135	834,750	809,970	220,290
	2,609	2,600	2,720	2,919	2,893	2,754
福岡	250	250				
	236,250	236,250				
	945	945				
長崎	1,665	62	31	26	118	197
	3,466,646	114,137	61,740	50,348	254,627	398,529
	2,082	1,841	1,992	1,936	2,158	2,023
冷かつお	243,131	24,673	30,573	14,732	17,283	20,473
合計	206,436,032	20,816,399	19,749,554	10,901,989	12,580,472	18,203,934
平均単価	849	844	646	740	728	889
福島	60,264	7,328	16,254	5,212	5,638	4,550
	23,606,401	2,942,059	6,335,336	2,741,687	2,229,761	2,045,148
	392	401	390	526	395	449
宮城	130,868	10,101	7,718	5,278	7,659	9,162
	126,412,985	10,479,250	7,388,890	4,728,928	6,861,157	8,966,336
	966	1,037	957	896	896	979
茨城	109					
	77,490					
	711					
千葉	300		10	200		
	117,915		3,465	76,650		
	393		347	383		
東京	30				30	
	34,650				34,650	
	1,155				1,155	
静岡	51,560	7,244	6,591	4,042	3,956	6,761
	56,186,591	7,395,090	6,021,863	3,354,724	3,454,904	7,192,450
	1,090	1,021	914	830	873	1,064
冷あゆ	660	60	20	60	20	70
合計	1,130,850	101,850	34,125	99,225	33,075	119,175
平均単価	1,713	1,698	1,706	1,654	1,654	1,703
宮城	40	40				
	69,300	69,300				
	1,733	1,733				
東京	620	20	20	60	20	70
	1,061,550	32,550	34,125	99,225	33,075	119,175
	1,712	1,628	1,706	1,654	1,654	1,703
冷ほたて	146,438	13,077	12,450	13,759	11,758	13,090
合計	128,421,712	11,882,031	11,420,138	12,121,723	10,779,078	11,947,583
平均単価	877	909	917	881	917	913
北海道	18,780	1,400	470	3,530	3,510	2,680
	13,006,005	1,055,250	404,219	2,408,280	2,407,493	1,839,705
	693	754	860	682	686	686
青森	6,910	630	1,130	280	378	148
	5,710,952	609,210	858,900	187,110	426,878	150,413
	826	967	760	668	1,129	1,016
宮城	11,895	260	800	1,203	606	595
	11,404,445	359,100	891,030	1,330,875	941,615	755,055
	959	1,381	1,114	1,106	1,554	1,269
山形	108		108			
	221,130		221,130			
	2,048		2,048			
茨城	1,050					
	652,995					
	622					
群馬	18,590	1,470	5,612	3,868	2,350	540
	17,851,788	1,986,180	4,819,344	2,996,278	2,010,279	367,920
	960	1,351	859	775	855	681

上段：数量=kg
 单位 中断：金額=円
 下段：単価=円

9月	10月	11月	12月	1月	2月	3月
190	320	465	136	230	5	98
472,500	709,275	1,106,175	339,352	540,572	10,500	241,448
2,487	2,216	2,379	2,495	2,350	2,100	2,464
		700	7,505	1,004		
		705,915	7,419,984	1,036,140		
		1,008	989	1,032		
184	222	572	729	119	10	73
523,320	605,010	1,586,026	1,564,080	260,979	30,450	186,900
2,844	2,725	2,773	2,146	2,193	3,045	2,560
25	28	107	951	66	30	24
53,393	53,761	225,859	2,035,642	116,865	52,605	49,140
2,136	1,920	2,111	2,141	1,771	1,754	2,048
19,659	19,485	21,600	22,135	19,635	15,977	16,906
16,615,193	17,635,687	20,055,720	22,739,219	19,427,933	14,591,758	13,118,174
845	905	929	1,027	989	913	776
4,212	3,773	3,850	1,683	2,410	1,778	3,576
1,633,029	1,322,010	1,229,859	642,855	817,299	627,417	1,039,941
388	350	319	382	339	353	291
11,655	12,199	14,148	16,432	13,517	11,643	11,356
11,006,738	12,313,027	14,491,689	16,653,194	13,564,454	10,548,163	9,411,159
944	1,009	1,024	1,013	1,004	906	829
84	25					
58,968	18,522					
702	741					
50		40				
21,000		16,800				
420		420				
3,658	3,488	3,562	4,020	3,708	2,556	1,974
3,895,458	3,982,128	4,317,372	5,443,170	5,046,180	3,416,178	2,667,074
1,065	1,142	1,212	1,354	1,361	1,337	1,351
100	80	30	70	80	30	40
173,250	148,575	52,500	116,550	132,300	55,125	65,100
1,733	1,857	1,750	1,665	1,654	1,838	1,628
100	80	30	70	80	30	40
173,250	148,575	52,500	116,550	132,300	55,125	65,100
1,733	1,857	1,750	1,665	1,654	1,838	1,628
10,707	11,211	14,125	13,233	8,190	11,081	13,757
9,784,530	10,078,950	10,405,816	12,100,097	7,203,158	9,405,396	11,293,212
914	899	737	914	880	849	821
1,840	2,450	1,040	500	70	1,190	100
1,219,575	1,727,985	635,618	390,075	55,650	776,055	86,100
663	705	611	780	795	652	861
490	850	684	575	865	585	295
507,150	641,550	492,818	526,050	725,078	323,400	262,395
1,035	755	720	915	838	553	889
621	244	563	3,602	1,647	1,381	373
700,140	345,870	715,365	2,807,805	1,147,125	929,460	481,005
1,127	1,418	1,271	780	696	673	1,290
			100		630	320
			63,630		387,765	201,600
			636		616	630
120	140	170	680	350	220	3,070
190,050	235,725	267,225	1,081,817	415,800	346,290	3,134,880
1,584	1,684	1,572	1,591	1,188	1,574	1,021

冷凍魚

品目別・出荷地	計	4月	5月	6月	7月	8月
冷ほたて	89,105	9,317	4,330	4,878	4,914	9,127
東京	79,574,397	7,872,291	4,225,515	5,199,180	4,992,813	8,834,490
	893	845	976	1,066	1,016	968
冷食品	225,624	19,270	14,886	18,926	33,548	21,543
合計	288,736,678	21,756,017	17,186,629	22,079,039	69,976,142	24,438,629
平均単価	1,280	1,129	1,155	1,167	2,086	1,134
福島	14,924	597	387	529	676	1,134
	15,474,182	1,476,900	337,571	322,626	2,502,473	1,173,638
	1,037	2,474	872	610	3,702	1,035
北海道	155	47	13		21	36
	274,890	76,965	9,660		27,930	23,688
	1,773	1,638	743		1,330	658
青森	38	22		6	8	
	113,169	59,913		19,971	26,628	
	2,978	2,723		3,329	3,329	
岩手	250	20	20	20	20	20
	561,330	50,925	50,925	50,925	50,925	50,925
	2,245	2,546	2,546	2,546	2,546	2,546
宮城	59,676	5,890	4,107	5,709	7,116	5,702
	53,998,503	4,558,478	3,587,702	4,769,602	9,692,952	5,100,518
	905	774	874	835	1,362	895
秋田	11,922	840	960	840	837	1,440
	5,841,780	411,600	470,400	411,600	410,130	705,600
	490	490	490	490	490	490
茨城	38,944	2,880	3,431	3,999	4,805	5,233
	25,968,589	1,918,143	2,140,014	1,979,575	3,577,305	3,771,049
	667	666	624	495	744	721
埼玉	495	45	45	45	45	45
	686,070	62,370	62,370	62,370	62,370	62,370
	1,386	1,386	1,386	1,386	1,386	1,386
千葉	1,998	135	125	620	150	222
	1,805,139	110,880	120,824	344,769	120,668	184,560
	903	821	967	556	804	831
東京	67,289	7,093	4,453	4,641	13,116	4,884
	124,270,500	10,060,863	7,895,701	9,190,681	34,813,925	9,421,407
	1,847	1,418	1,773	1,980	2,654	1,929
神奈川	55	5	5	1	5	5
	109,200	10,500	10,500	0	8,400	8,400
	1,985	2,100	2,100	0	1,680	1,680
新潟	1,281	296	138	37	145	65
	1,696,492	357,757	182,028	75,968	151,305	116,424
	1,324	1,209	1,319	2,053	1,043	1,791
岐阜	62	7	4	5	8	
	83,790	0	0	0	0	
	1,351	0	0	0	0	
静岡	6,412	262	237	396	2,777	161
	29,848,237	1,152,480	1,035,195	1,914,737	13,496,041	888,174
	4,655	4,399	4,368	4,835	4,860	5,517
三重	2,279	135	119	78	136	182
	1,428,326	49,644	39,018	21,672	44,772	55,997
	627	368	328	278	329	308
大阪	11,155	812	624	1,740	2,752	1,254
	16,880,884	1,212,413	986,803	2,633,689	3,970,978	1,617,715
	1,513	1,493	1,581	1,514	1,443	1,290
兵庫	5,717	5	55	157	685	865
	6,461,016	11,760	74,130	183,225	784,035	1,010,835
	1,130	2,352	1,348	1,167	1,145	1,169
和歌山	30		5	10	10	
	57,120		14,280	14,280	14,280	
	1,904		2,856	1,428	1,428	
鳥取	792	59	80	33	51	75
	1,093,063	83,412	118,440	31,248	70,644	110,880
	1,380	1,414	1,481	947	1,385	1,478
広島	50					
	36,583					
	732					

上段：数量=kg
 单位 中断：金額=円
 下段：単価=円

9月	10月	11月	12月	1月	2月	3月
7,636	7,527	11,668	7,776	5,258	7,075	9,599
7,167,615	7,127,820	8,294,790	7,230,720	4,859,505	6,642,426	7,127,232
939	947	711	930	924	939	742
16,638	16,218	16,579	19,589	11,870	17,366	19,191
19,440,694	21,635,008	17,347,209	21,439,075	14,538,851	18,885,828	20,013,557
1,168	1,334	1,046	1,094	1,225	1,088	1,043
840	737	1,468	1,510	2,291	1,973	2,782
1,002,226	640,945	802,404	1,145,464	2,042,456	2,084,092	1,943,387
1,193	870	547	759	892	1,056	699
24	1		13			
16,317	8,400		111,930			
680	8,400		8,610			
2						
6,657						
3,329						
	20	20	20		70	20
	50,925	50,925	50,925		103,005	50,925
	2,546	2,546	2,546		1,472	2,546
5,595	4,837	4,204	5,926	2,201	3,441	4,948
5,010,813	4,747,262	3,904,061	4,551,413	2,074,725	2,466,694	3,534,283
896	981	929	768	943	717	714
960	957	960	1,536	492	960	1,140
470,400	468,930	470,400	752,640	241,080	470,400	558,600
490	490	490	490	490	490	490
3,535	2,793	2,616	3,315	904	2,701	2,732
2,856,780	1,862,286	1,500,983	2,340,144	855,282	1,615,702	1,551,326
808	667	574	706	946	598	568
60	45	45	30	45	15	30
83,160	62,370	62,370	41,580	62,370	20,790	41,580
1,386	1,386	1,386	1,386	1,386	1,386	1,386
100	160	125	90	90	68	113
97,620	127,944	149,155	142,803	98,881	93,767	213,268
976	800	1,193	1,587	1,099	1,379	1,887
3,658	4,947	5,637	5,437	4,340	4,467	4,616
6,846,966	10,288,923	7,739,145	9,605,962	6,271,004	5,212,008	6,923,915
1,872	2,080	1,373	1,767	1,445	1,167	1,500
	5	10	5		10	4
	8,400	21,000	10,500		21,000	10,500
	1,680	2,100	2,100		2,100	2,625
91	93	101	50	47	83	135
111,647	117,538	159,675	121,622	50,495	128,458	123,575
1,227	1,264	1,581	2,432	1,074	1,548	915
2		16		10	5	5
0		35,910		23,940	11,970	11,970
0		2,244		2,394	2,394	2,394
271	436	319	161	323	668	401
1,213,233	1,968,456	1,364,895	693,000	1,382,430	2,826,789	1,912,807
4,477	4,515	4,279	4,304	4,280	4,232	4,770
54	104	263	244	150	246	568
18,270	33,978	88,116	122,724	68,460	97,692	787,983
338	327	335	503	456	397	1,387
443	218	364	429	468	1,317	734
659,633	305,655	518,172	665,175	724,920	2,328,418	1,257,313
1,489	1,402	1,424	1,551	1,549	1,768	1,713
790	695	320	415	15	1,110	605
901,215	789,231	370,020	480,480	36,015	1,128,120	691,950
1,141	1,136	1,156	1,158	2,401	1,016	1,144
5						
14,280						
2,856						
10	33	10	101	13	76	251
15,120	46,368	15,120	153,174	16,128	102,109	330,420
1,512	1,405	1,512	1,517	1,241	1,344	1,316
20	20	10				
14,564	14,459	7,560				
728	723	756				

冷凍魚

品目別・出荷地	計	4月	5月	6月	7月	8月
冷食品	27				15	
山口	54,936				18,144	
	2,035				1,210	
	2,073	120	78	60	170	220
香川	1,992,879	91,014	51,068	52,101	132,237	136,449
	961	758	655	868	778	620
冷プロイラー	6,564	462	438	290	884	995
合計	5,006,806	355,635	326,592	217,980	464,821	887,040
平均単価	763	770	746	752	526	891
	15					
福島	19,530					
	1,302					
	5,545	452	404	290	845	523
宮城	4,038,002	339,255	300,762	217,980	440,723	430,920
	728	751	744	752	522	824
	1,004	10	34		39	472
東京	949,274	16,380	25,830		24,098	456,120
	945	1,638	760		618	966
冷カラスフィーレ	100				100	
合計	102,900				102,900	
平均単価	1,029				1,029	
	100				100	
宮城	102,900				102,900	
	1,029				1,029	
冷すりみ	90					
合計	79,443					
平均単価	883					
	90					
福島	79,443					
	883					
その他冷貝類	49,980	3,583	3,062	2,746	3,131	5,144
合計	72,224,602	4,673,783	4,525,544	4,028,910	4,959,505	8,993,686
平均単価	1,445	1,304	1,478	1,467	1,584	1,748
	1,296	38	147	84	24	268
福島	5,353,908	146,496	625,632	362,502	103,572	1,156,554
	4,131	3,855	4,256	4,316	4,316	4,316
	1,590				200	580
北海道	1,826,895				298,725	681,450
	1,149				1,494	1,175
	2,915	110	114	56	82	596
青森	4,663,071	186,900	132,300	88,200	152,565	1,486,801
	1,600	1,699	1,161	1,575	1,861	2,495
	18,610	657	829	524	1,101	1,596
宮城	28,329,079	898,958	1,196,792	964,530	1,997,573	2,819,200
	1,522	1,368	1,444	1,841	1,814	1,766
	88	60				
茨城	88,200	60,480				
	1,002	1,008				
	110					
千葉	97,230					
	884					
	24,839	2,646	1,912	2,062	1,704	2,064
東京	31,361,064	3,287,499	2,517,270	2,594,778	2,389,220	2,813,981
	1,263	1,242	1,317	1,258	1,402	1,363
	6	6				
神奈川	11,025	11,025				
	1,838	1,838				
	520	60	60	20	20	40
広島	464,205	53,550	53,550	17,850	17,850	35,700
	893	893	893	893	893	893
	6	6		0		
長崎	29,925	28,875		1,050		
	4,988	4,813		0		
その他冷凍	332,722	15,042	13,730	30,151	26,811	22,771
合計	317,808,304	19,990,631	17,307,573	25,477,835	32,297,895	30,253,008
平均単価	955	1,329	1,261	845	1,205	1,329

上段：数量=kg
 单位 中断：金額=円
 下段：単価=円

9月	10月	11月	12月	1月	2月	3月
				6	6	
				18,648	18,144	
				3,108	3,024	
178	117	91	307	475	150	107
101,793	92,938	87,298	449,539	572,017	156,670	69,755
572	794	959	1,464	1,204	1,044	652
608	372	315	1,307	253	175	465
530,712	337,386	299,880	684,075	288,750	216,720	397,215
873	907	952	523	1,141	1,238	854
		10	5			
		10,080	9,450			
		1,008	1,890			
504	263	241	1,220	168	175	460
404,334	212,058	237,510	628,530	219,870	216,720	389,340
802	806	986	515	1,309	1,238	846
104	109	64	82	85		5
126,378	125,328	52,290	46,095	68,880		7,875
1,215	1,150	817	562	810		1,575
						90
						79,443
						883
						90
						79,443
						883
3,884	4,285	5,113	7,950	4,105	3,399	3,578
5,579,695	5,429,391	6,494,053	12,586,460	5,080,698	4,378,620	5,494,257
1,437	1,267	1,270	1,583	1,238	1,288	1,536
76	72	50	382	72	20	63
306,054	140,574	221,340	1,631,028	310,716	86,310	263,130
4,027	1,952	4,427	4,270	4,316	4,316	4,177
690	60	50	10			
668,745	89,775	74,025	14,175			
969	1,496	1,481	1,418			
72	305	252	465	473	167	223
143,588	427,350	355,952	595,497	513,319	239,400	341,199
1,994	1,401	1,413	1,281	1,085	1,434	1,530
1,747	1,254	2,468	4,714	1,334	1,434	952
2,705,687	1,723,689	3,447,580	7,050,607	1,770,830	2,043,441	1,710,192
1,549	1,375	1,397	1,496	1,327	1,425	1,796
	2	6	20			
	2,520	7,560	17,640			
	1,260	1,260	882			
						110
						97,230
						884
1,249	2,542	2,237	2,299	2,196	1,738	2,190
1,710,996	3,000,858	2,342,971	3,223,963	2,458,953	1,973,769	3,046,806
1,370	1,181	1,047	1,402	1,120	1,136	1,391
50	50	50	60	30	40	40
44,625	44,625	44,625	53,550	26,880	35,700	35,700
893	893	893	893	896	893	893
21,799	25,346	36,671	54,007	22,122	35,029	29,243
23,096,967	24,643,139	31,926,414	44,168,619	18,578,269	23,887,283	26,180,671
1,060	972	871	818	840	682	895

冷凍魚

品目別・出荷地	計	4月	5月	6月	7月	8月
その他冷凍	74,101	5,077	3,260	7,043	6,552	6,109
福島	54,161,750	4,862,652	3,108,197	4,220,545	4,566,210	4,746,487
	731	958	953	599	697	777
北海道	386	169		22		
	1,200,255	606,060		76,860		
	3,109	3,586		3,494		
青森	74,176	943	290	30	40	171
	38,988,937	651,236	204,015	21,105	28,140	115,306
	526	691	704	704	704	674
岩手	2,716	174	140	100	80	60
	1,673,964	148,386	139,440	79,800	63,840	47,880
	616	853	996	798	798	798
宮城	71,665	1,890	2,508	8,379	11,169	6,895
	53,043,545	1,889,454	1,954,114	4,112,718	12,686,438	4,905,489
	740	1,000	779	491	1,136	711
茨城	986	45		5		
	1,215,979	39,375		4,620		
	1,233	875		924		
千葉	713	40	20	20	23	
	1,584,083	54,600	27,300	27,300	32,498	
	2,222	1,365	1,365	1,365	1,413	
東京	92,262	5,863	6,698	13,690	6,324	7,801
	147,151,050	10,614,138	10,776,250	15,538,522	11,873,385	18,522,719
	1,595	1,810	1,609	1,135	1,878	2,374
神奈川	1,523	70	90	300	873	190
	2,008,167	81,207	122,955	451,500	1,048,005	304,500
	1,319	1,160	1,366	1,505	1,200	1,603
長野	50					
	252,000					
	5,040					
静岡	1,484	163	78	118	312	94
	2,620,549	205,002	97,272	314,119	979,146	118,188
	1,766	1,258	1,247	2,662	3,138	1,257
三重	3,722	274	332	20	504	1,059
	2,296,761	171,046	193,598	11,550	306,569	634,253
	617	624	583	578	608	599
京都	3,797			48	18	
	2,928,789			40,320	15,120	
	771			840	840	
兵庫	12					
	27,195					
	2,266					
島根	10		10			
	18,900		18,900			
	1,890		1,890			
香川	2,950	190	304	216	188	392
	6,454,616	412,724	665,532	472,878	411,579	858,186
	2,188	2,172	2,189	2,189	2,189	2,189
福岡	580			10	570	
	146,370			2,730	143,640	
	252			273	252	
佐賀	1,110	110				
	518,175	51,975				
	467	473				
長崎	476	34		150	158	
	1,517,219	202,776		103,268	143,325	
	3,187	5,964		688	907	
沖縄	3					
	0					
	0					
冷凍めばち	126,282	14,545	10,880	9,350	9,049	11,145
合計	188,171,198	19,517,623	15,980,894	13,418,109	13,428,295	17,894,452
平均単価	1,490	1,342	1,469	1,435	1,484	1,606
福島	22,228	1,943	1,499	1,327	1,477	2,444
	39,348,549	3,405,360	2,738,677	2,286,293	2,646,397	4,319,989
	1,770	1,753	1,827	1,723	1,792	1,768

単位 上段：数量=kg
 中断：金額=円
 下段：単価=円

9月	10月	11月	12月	1月	2月	3月
5,331 4,099,569 769	6,040 4,431,042 734	5,269 4,418,279 839	6,641 6,117,383 921	6,028 4,303,308 714	11,807 4,938,351 418	4,944 4,349,727 880
5 28,350 5,670	61 218,400 3,580	82 221,760 2,704	10 33,600 3,360	25 10,500 420		12 4,725 394
1,663 852,905 513	5,473 2,665,765 487	12,448 6,188,274 497	28,223 14,560,000 516	4,534 2,527,009 557	9,819 4,848,834 494	10,542 6,326,348 600
58 43,302 747	60 47,880 798	60 47,880 798	952 351,846 370	206 143,514 697	746 496,356 665	80 63,840 798
5,271 2,875,362 546	5,701 4,529,456 795	4,937 4,276,193 866	6,884 4,133,765 600	5,248 3,012,632 574	6,289 4,656,140 740	6,494 4,011,784 618
			633 554,211 876	45 159,579 3,546	240 441,000 1,838	18 17,194 955
10 13,440 1,344		20 26,880 1,344	230 187,425 815			350 1,214,640 3,470
9,036 14,479,405 1,602	7,243 10,954,323 1,512	10,482 13,851,872 1,321	8,426 16,006,412 1,900	5,085 7,435,063 1,462	5,538 7,784,128 1,406	6,076 9,314,833 1,533
	10 50,400 5,040	20 100,800 5,040		10 50,400 5,040		10 50,400 5,040
81 102,312 1,263	103 129,780 1,260	40 49,518 1,238	278 351,918 1,266	95 119,070 1,253	54 68,544 1,269	68 85,680 1,260
110 69,930 636	130 83,160 640	402 250,593 623	166 111,279 670	134 82,131 613	168 99,477 592	423 283,175 669
	201 159,656 794	2,711 2,056,515 759	743 596,540 803		50 40,163 803	26 20,475 788
	1 630 630		11 26,565 2,415			
224 490,392 2,189	220 481,197 2,187	200 437,850 2,189	440 963,270 2,189	216 472,878 2,189	160 350,280 2,189	200 437,850 2,189
			370 174,405 471	490 228,585 467	140 63,210 452	
10 42,000 4,200	100 891,450 8,915			6 33,600 5,600	18 100,800 5,600	
	3 0 0					
7,789 11,785,693 1,513	6,481 10,614,131 1,638	8,760 13,238,954 1,511	13,555 21,286,290 1,570	9,822 15,534,507 1,582	11,786 16,343,767 1,387	13,120 19,128,483 1,458
1,650 2,969,644 1,800	1,482 2,660,482 1,795	1,338 2,384,710 1,782	2,333 3,981,169 1,706	2,087 3,684,430 1,765	2,338 4,189,086 1,792	2,310 4,082,312 1,767

冷凍魚

品目別・出荷地	計	4月	5月	6月	7月	8月
冷凍めばち	33					
青森	104,539					
	3,168					
宮城	15,149	1,253	1,096	1,095	1,743	2,525
	29,274,873	2,003,369	2,309,065	1,924,198	2,596,626	4,235,293
	1,932	1,599	2,107	1,757	1,490	1,677
群馬	129	123	4	2		
	148,008	138,936	4,368	4,704		
	1,147	1,130	1,092	2,352		
東京	14,523	980	797	1,049	981	1,235
	23,331,618	1,555,600	1,265,836	1,518,031	1,604,989	1,935,907
	1,607	1,587	1,588	1,447	1,636	1,568
神奈川	3,228	790	304	250	261	550
	4,802,486	1,242,925	521,631	328,651	399,621	727,967
	1,488	1,573	1,716	1,315	1,531	1,324
静岡	70,962	9,456	7,180	5,627	4,587	4,391
	91,133,720	11,171,433	9,141,317	7,356,232	6,180,662	6,675,296
	1,284	1,181	1,273	1,307	1,347	1,520
愛知	30					
	27,405					
	914					
冷凍きわた	21,390	4,630	1,530	40	990	430
合計	19,164,339	4,161,045	1,396,500	48,300	868,770	565,950
平均単価	896	899	913	1,208	878	1,316
福島	2,090					
	1,862,690					
	891					
宮城	19,270	4,630	1,500	40	990	430
	17,275,399	4,161,045	1,370,250	48,300	868,770	565,950
	896	899	914	1,208	878	1,316
静岡	30		30			
	26,250		26,250			
	875		875			
冷凍かじき類	12,540	486	1,178	841	1,722	1,032
合計	8,817,773	450,028	844,554	603,885	1,157,421	774,050
平均単価	703	926	717	718	672	750
福島	100	20	20	11		5
	126,335	31,791	20,938	18,526		5,775
	1,263	1,590	1,047	1,684		1,155
宮城	2,436	219	356	124	432	122
	1,500,519	133,403	217,104	77,159	253,622	77,280
	616	609	610	622	587	633
東京	8,180		600	600	1,100	600
	5,125,260		375,060	378,000	684,600	371,700
	627		625	630	622	620
静岡	1,824	247	202	106	190	305
	2,065,659	284,834	231,452	130,200	219,199	319,295
	1,132	1,153	1,146	1,228	1,154	1,047
冷インドまぐろ	4,991	56	25	386	259	413
合計	13,313,240	119,096	13,125	467,870	547,803	947,905
平均単価	2,667	2,127	525	1,212	2,115	2,295
福島	1,307					
	4,166,996					
	3,188					
宮城	1,531	24	25	298	164	283
	2,639,332	21,735	13,125	184,937	254,911	548,228
	1,724	906	525	621	1,554	1,937
神奈川	677					
	2,054,446					
	3,035					
静岡	1,476	32		88	95	130
	4,452,466	97,361		282,933	292,892	399,677
	3,017	3,043		3,215	3,083	3,074
冷凍まぐろ類	127,215	12,515	12,760	9,585	8,930	13,883
合計	244,201,689	20,987,943	21,017,184	15,689,757	17,732,537	22,006,014
平均単価	1,920	1,677	1,647	1,637	1,986	1,585

上段：数量=kg
 单位 中断：金額=円
 下段：単価=円

9月	10月	11月	12月	1月	2月	3月
			23		5	5
			75,926		13,913	14,700
			3,301		2,783	2,940
775	735	812	1,359	903	1,217	1,636
1,489,645	1,362,728	1,702,440	3,320,508	2,283,872	2,622,092	3,425,037
1,922	1,854	2,097	2,443	2,529	2,155	2,094
573	367	1,448	3,329	1,543	931	1,290
968,718	584,866	2,357,361	5,406,416	2,532,441	1,517,807	2,083,646
1,691	1,594	1,628	1,624	1,641	1,630	1,615
431	145	217	64	64	64	88
647,960	199,894	301,897	123,690	69,972	107,919	130,359
1,503	1,379	1,391	1,933	1,093	1,686	1,481
4,360	3,722	4,945	6,447	5,225	7,231	7,791
5,709,726	5,778,756	6,492,546	8,378,581	6,963,792	7,892,950	9,392,429
1,310	1,553	1,313	1,300	1,333	1,092	1,206
	30					
	27,405					
	914					
1,020	140	2,790	3,160	2,420	2,200	2,040
935,760	177,975	2,696,610	2,617,808	1,974,357	1,849,786	1,871,478
917	1,271	967	828	816	841	917
		1,220	870			
		1,152,900	709,790			
		945	816			
1,020	140	1,570	2,290	2,420	2,200	2,040
935,760	177,975	1,543,710	1,908,018	1,974,357	1,849,786	1,871,478
917	1,271	983	833	816	841	917
1,045	1,072	629	1,300	829	1,038	1,368
680,385	714,677	468,536	877,454	571,754	722,180	952,849
651	667	745	675	690	696	697
	5		5	14	7	13
	5,775		5,775	13,731	6,468	17,556
	1,155		1,155	981	924	1,350
332	176	90	93	98	111	283
192,780	103,740	54,600	59,220	66,444	69,300	195,867
581	589	607	637	678	624	692
620	800	400	1,060	640	800	960
386,400	504,000	252,000	667,800	403,200	504,000	598,500
623	630	630	630	630	630	623
93	91	139	142	77	120	112
101,205	101,162	161,936	144,659	88,379	142,412	140,926
1,088	1,112	1,165	1,019	1,148	1,187	1,258
425	585	981	277	195	540	849
1,161,516	1,647,410	3,018,174	628,030	614,573	1,644,899	2,502,839
2,733	2,816	3,077	2,267	3,152	3,046	2,948
64	210	427		64	254	288
215,040	642,931	1,358,722		212,672	800,841	936,790
3,360	3,062	3,182		3,323	3,153	3,253
146	93	59	269	67	32	71
299,130	181,904	178,743	602,137	203,407	98,722	52,353
2,049	1,956	3,030	2,238	3,036	3,085	737
					191	486
					552,090	1,502,356
					2,891	3,091
215	282	495	8	64	63	4
647,346	822,575	1,480,709	25,893	198,494	193,246	11,340
3,011	2,917	2,991	3,237	3,101	3,067	2,835
7,477	9,654	10,595	11,802	10,418	10,364	9,232
16,228,902	21,413,318	20,233,976	27,687,984	22,151,175	18,349,114	20,703,785
2,171	2,218	1,910	2,346	2,126	1,770	2,243

冷凍魚

品目別・出荷地	計	4月	5月	6月	7月	8月
冷凍まぐろ類	7,968		57	79	239	194
福島	30,231,115		512,904	257,362	965,769	1,373,148
	3,794		8,998	3,258	4,041	7,078
青森	17				17	
	72,660				72,660	
	4,274				4,274	
宮城	84,084	8,167	8,624	6,903	5,257	11,340
	137,918,069	13,228,063	13,387,980	10,461,843	9,222,693	15,818,488
	1,640	1,620	1,552	1,516	1,754	1,395
東京	7	7				
	9,555	9,555				
	1,365	1,365				
神奈川	2,232	383	268	118	251	75
	9,569,668	576,734	881,643	106,537	1,069,226	221,544
	4,287	1,506	3,290	903	4,260	2,954
静岡	32,907	3,958	3,811	2,485	3,166	2,274
	66,400,622	7,173,591	6,234,657	4,864,015	6,402,189	4,592,834
	2,018	1,812	1,636	1,957	2,022	2,020

上段：数量=kg
 单位 中断：金額=円
 下段：単価=円

9月	10月	11月	12月	1月	2月	3月
380	951	747	1,061	966	1,121	2,173
1,002,931	4,062,474	3,894,385	4,652,845	3,393,506	4,435,293	5,680,498
2,639	4,272	5,213	4,385	3,513	3,957	2,614
4,662	6,382	7,334	7,789	6,490	7,098	4,038
9,603,036	11,462,517	10,591,827	17,187,575	10,645,760	8,870,123	7,438,164
2,060	1,796	1,444	2,207	1,640	1,250	1,842
119	211	158	81	143	110	315
661,553	1,597,113	1,047,911	149,940	678,072	801,408	1,777,987
5,559	7,569	6,632	1,851	4,742	7,286	5,644
2,316	2,110	2,356	2,871	2,819	2,035	2,706
4,961,382	4,291,214	4,699,853	5,697,624	7,433,837	4,242,290	5,807,136
2,142	2,034	1,995	1,985	2,637	2,085	2,146

塩干、加工品

品目別・出荷地	計	4月	5月	6月	7月	8月
塩さけ	626,581	46,545	49,187	48,348	72,564	59,178
合計	527,140,192	37,714,960	39,478,368	39,542,413	60,275,821	50,344,533
平均単価	841	810	803	818	831	851
福島	17,544	2,450	1,661	2,085	2,343	1,903
	20,378,323	2,176,356	1,673,543	2,187,523	2,321,384	2,159,558
	1,162	888	1,008	1,049	991	1,135
北海道	86,164	2,314	7,733	8,535	18,134	7,408
	68,310,302	1,720,151	5,300,413	6,124,395	14,289,954	5,791,124
	793	743	685	718	788	782
青森	145,058	12,575	11,065	10,440	12,319	14,855
	111,281,187	9,435,615	8,285,781	8,229,102	9,616,484	11,361,567
	767	750	749	788	781	765
宮城	221,814	19,128	14,968	15,670	22,774	21,568
	204,244,300	16,420,527	13,442,391	13,933,707	21,364,016	19,663,220
	921	858	898	889	938	912
茨城	4,420	280	424	436	424	280
	4,540,568	311,220	432,600	451,280	428,484	300,552
	1,027	1,112	1,020	1,035	1,011	1,073
埼玉	28,341		1,093	3,722	5,677	2,886
	22,212,067		642,864	2,873,146	3,796,802	2,936,544
	784		588	772	669	1,018
千葉	100,811	8,018	8,362	6,034	9,848	9,810
	78,254,387	6,070,272	6,320,097	4,557,420	7,731,255	7,681,863
	776	757	756	755	785	783
東京	19,894	1,520	3,583	991	400	293
	16,217,184	1,432,767	3,202,177	999,726	457,800	362,691
	815	943	894	1,009	1,145	1,238
新潟	2,513	260	298	435	645	175
	1,679,760	148,052	178,502	186,114	269,642	87,414
	668	569	599	428	418	500
山口	22					
	22,114					
	1,005					
塩ます	30,223	4,199	1,769	2,662	2,804	1,810
合計	23,741,692	3,077,708	1,290,576	1,514,163	2,006,823	1,524,978
平均単価	786	733	730	569	716	843
福島	2,161	155	170	138	105	25
	1,614,099	49,035	49,035	42,000	36,750	13,020
	747	316	288	304	350	521
北海道	1,354	92	76	340	249	60
	600,496	37,013	39,060	149,520	125,895	29,400
	443	402	514	440	506	490
青森	213					
	65,580					
	308					
宮城	5,307	600	38	1,204	714	195
	3,379,332	354,060	19,950	486,276	370,650	164,871
	637	590	525	404	519	845
茨城	22					
	352,758					
	16,034					
埼玉	16			16		
	8,400			8,400		
	525			525		
千葉	5,257	404	325	214	336	518
	5,096,490	341,250	291,186	250,467	371,028	506,877
	969	845	896	1,170	1,104	979
東京	15,822	2,948	1,160	750	1,400	1,012
	12,562,425	2,296,350	891,345	577,500	1,102,500	810,810
	794	779	768	770	788	801
山口	71					
	62,112					
	875					
塩ほっけ	20,298	4,997	3,223	3,657		
合計	12,448,055	2,571,866	1,928,583	1,869,777		
平均単価	613	515	598	511		

上段：数量=kg
 单位 中断：金額=円
 下段：単価=円

9月	10月	11月	12月	1月	2月	3月
40,329	43,681	48,321	109,413	28,462	35,751	44,802
32,701,992	35,032,119	42,137,426	102,047,723	23,792,657	28,055,218	36,016,962
811	802	872	933	836	785	804
842	827	979	1,666	1,171	711	906
1,227,083	1,156,806	1,301,032	2,610,729	1,291,878	981,330	1,291,101
1,457	1,399	1,329	1,567	1,103	1,380	1,425
1,967	6,483	7,245	21,172	939	2,257	1,977
1,687,135	3,889,900	6,779,263	19,131,677	674,813	1,595,322	1,326,155
858	600	936	904	719	707	671
11,204	9,848	12,608	14,953	9,610	11,332	14,249
8,681,904	7,605,612	9,277,239	11,652,145	7,464,807	8,645,112	11,025,819
775	772	736	779	777	763	774
13,674	14,670	16,092	43,385	8,728	13,623	17,534
12,241,389	13,218,191	15,160,532	45,734,613	8,228,354	10,582,955	14,254,405
895	901	942	1,054	943	777	813
248	320	576	808	264	144	216
265,020	359,268	531,636	817,572	267,540	158,760	216,636
1,069	1,123	923	1,012	1,013	1,103	1,003
1,191	3,072	2,345	7,942	375	38	
968,206	2,044,288	2,273,321	6,448,521	199,815	28,560	
813	665	969	812	533	752	
7,228	7,534	7,949	18,220	6,390	5,748	5,670
5,575,458	5,898,963	6,214,236	14,671,898	4,817,148	4,303,803	4,411,974
771	783	782	805	754	749	778
3,875	802	427	1,167	910	1,798	4,128
1,939,245	719,229	483,615	864,016	760,888	1,642,824	3,352,206
500	897	1,133	740	836	914	812
100	125	100	100	75	100	100
116,552	139,862	116,552	116,552	87,414	116,552	116,552
1,166	1,119	1,166	1,166	1,166	1,166	1,166
						22
						22,114
						1,005
2,146	2,187	2,408	3,661	1,664	2,533	2,380
1,655,567	1,716,393	1,936,473	3,726,487	1,377,444	2,052,473	1,862,607
771	785	804	1,018	828	810	783
237	140	33	114	226	423	395
95,130	64,806	10,920	472,201	134,925	382,726	263,551
401	463	331	4,142	597	905	667
113	121	47	198	8	42	8
51,188	47,565	16,380	79,275	3,675	17,850	3,675
453	393	349	400	459	425	459
		6			182	25
		1,575			57,236	6,769
		263			314	271
408	146	286	369	235	275	837
357,903	121,653	258,846	351,456	190,050	165,837	537,780
877	833	905	952	809	603	643
			22		0	
			352,758		0	
			16,034		0	
388	462	564	548	422	420	656
363,846	447,069	529,662	590,982	428,001	420,966	555,156
938	968	939	1,078	1,014	1,002	846
1,000	1,318	1,472	2,410	741	1,167	444
787,500	1,035,300	1,119,090	1,879,815	591,287	985,742	485,186
788	786	760	780	798	845	1,093
				32	24	15
				29,506	22,116	10,490
				922	922	699
310	16	190	60	375	3,161	4,309
278,775	560,527	147,315	52,710	313,928	1,950,920	2,773,654
899	35,033	775	879	837	617	644

塩干、加工品

品目別・出荷地	計	4月	5月	6月	7月	8月
塩ほっけ	19,102	4,861	3,223	3,657		
福島	11,385,245	2,466,026	1,928,583	1,869,777		
	596	507	598	511		
青森	66	66				
	39,690	39,690				
	601	601				
宮城	1,130	70				
	1,023,120	66,150				
	905	945				
筋子	84,157	3,779	3,871	5,325	9,003	11,839
合計	225,713,393	13,037,658	13,582,222	17,299,588	25,845,984	29,114,672
平均単価	2,682	3,450	3,509	3,249	2,871	2,459
北海道	3,524	220	637	1,062	498	450
	9,384,251	630,420	2,204,466	3,043,730	1,044,225	945,420
	2,663	2,866	3,461	2,866	2,097	2,101
青森	22,782	2,276	1,926	2,446	2,119	2,140
	69,531,870	8,171,013	7,040,048	8,274,743	6,833,526	6,267,615
	3,052	3,590	3,655	3,383	3,225	2,929
宮城	23,003	83	115	793	3,423	4,413
	59,488,260	300,247	481,425	2,615,760	9,914,049	10,513,808
	2,586	3,617	4,186	3,299	2,896	2,382
秋田	9,310			180	430	1,035
	24,325,667			633,675	1,218,525	2,531,025
	2,613			3,520	2,834	2,445
千葉	4		4			
	8,190		8,190			
	2,048		2,048			
東京	25,264	1,200	1,189	844	2,283	3,801
	62,322,580	3,935,978	3,848,093	2,731,680	6,225,084	8,856,804
	2,467	3,280	3,236	3,237	2,727	2,330
新潟	270				250	
	652,575				610,575	
	2,417				2,442	
いくら	32,437	2,396	2,860	1,742	2,157	3,248
合計	128,561,156	11,080,860	12,499,620	7,904,505	9,747,702	13,807,815
平均単価	3,963	4,625	4,370	4,538	4,519	4,251
福島	101					
	344,203					
	3,408					
北海道	16,454	902	1,314	808	1,038	1,476
	61,799,547	3,875,760	5,474,805	3,447,570	4,588,684	6,268,290
	3,756	4,297	4,167	4,267	4,421	4,247
青森	1,859	160	180	120	180	240
	7,609,560	714,000	831,600	531,300	831,600	1,079,400
	4,093	4,463	4,620	4,428	4,620	4,498
岩手	850	50	50	42	48	74
	5,078,808	356,580	345,240	293,580	327,600	478,800
	5,975	7,132	6,905	6,990	6,825	6,470
宮城	1,772	205	230	205	167	194
	8,985,512	1,074,633	1,176,525	1,045,485	820,365	1,034,145
	5,071	5,242	5,115	5,100	4,912	5,331
埼玉	1,174			84	20	30
	5,337,099			415,800	107,100	160,650
	4,546			4,950	5,355	5,355
東京	10,227	1,079	1,086	483	704	1,234
	39,406,427	5,059,887	4,671,450	2,170,770	3,072,353	4,786,530
	3,853	4,689	4,302	4,494	4,364	3,879
助子	100,860	10,093	8,198	7,120	9,276	9,529
合計	235,473,075	23,191,234	19,421,830	17,092,102	22,542,579	22,505,240
平均単価	2,335	2,298	2,369	2,401	2,430	2,362
北海道	6,465	893	648	530	478	562
	16,418,129	2,246,083	1,511,188	1,324,288	1,321,600	1,477,373
	2,540	2,515	2,332	2,499	2,765	2,629
青森	540	36	63	18	36	63
	712,152	61,992	77,490	30,996	61,992	108,486
	1,319	1,722	1,230	1,722	1,722	1,722

上段：数量=kg
 单位 中断：金額=円
 下段：単価=円

9月	10月	11月	12月	1月	2月	3月
	16			165	3,091	4,089
	560,527			109,808	1,883,300	2,567,224
	35,033			666	609	628
310		190	60	210	70	220
278,775		147,315	52,710	204,120	67,620	206,430
899		775	879	972	966	938
7,030	6,363	7,087	15,429	5,306	4,319	4,806
17,617,743	15,833,007	17,261,103	39,457,835	13,082,638	11,139,119	12,441,824
2,506	2,488	2,436	2,557	2,466	2,579	2,589
195	68	74	152	28	48	92
458,640	157,500	145,950	362,040	68,460	126,000	197,400
2,352	2,316	1,972	2,382	2,445	2,625	2,146
2,279	1,433	1,143	2,886	1,514	1,477	1,143
6,148,120	4,001,603	3,281,507	8,099,812	4,105,400	4,091,277	3,217,206
2,698	2,792	2,871	2,807	2,712	2,770	2,815
1,509	1,527	2,183	5,508	491	1,246	1,712
3,778,583	4,223,520	5,106,570	14,041,128	1,176,893	3,131,709	4,204,568
2,504	2,766	2,339	2,549	2,397	2,513	2,456
350	710	585	2,390	1,570	910	1,150
832,440	1,648,238	1,498,088	6,267,713	4,175,640	2,331,788	3,188,535
2,378	2,321	2,561	2,622	2,660	2,562	2,773
2,697	2,625	3,102	4,473	1,703	638	709
6,399,960	5,802,146	7,228,988	10,645,142	3,556,245	1,458,345	1,634,115
2,373	2,210	2,330	2,380	2,088	2,286	2,305
			20			
			42,000			
			2,100			
2,357	1,875	2,273	6,971	2,203	1,713	2,642
9,300,008	7,257,601	8,907,983	25,715,232	7,372,095	5,868,484	9,099,251
3,946	3,871	3,919	3,689	3,346	3,426	3,444
		60	41			
		163,800	180,403			
		2,730	4,400			
618	608	1,208	4,134	1,671	948	1,729
2,858,468	2,498,087	4,799,553	13,774,534	5,290,995	3,195,625	5,727,176
4,625	4,109	3,973	3,332	3,166	3,371	3,312
160	130	110	233	84	116	146
739,200	464,100	392,700	845,145	267,855	417,480	495,180
4,620	3,570	3,570	3,627	3,189	3,599	3,392
63	60	112	249	29	27	46
375,900	346,626	635,292	1,349,418	162,540	147,924	259,308
5,967	5,777	5,672	5,419	5,605	5,479	5,637
53	38	96	343	27	95	119
336,420	244,440	463,680	1,683,539	120,960	389,340	595,980
6,348	6,433	4,830	4,908	4,480	4,098	5,008
30	101	150	559	130	70	
156,450	506,153	706,073	2,463,773	556,500	264,600	
5,215	5,011	4,707	4,407	4,281	3,780	
1,433	938	537	1,412	262	457	602
4,833,570	3,198,195	1,746,885	5,418,420	973,245	1,453,515	2,021,607
3,373	3,410	3,253	3,837	3,715	3,181	3,358
7,064	7,491	9,304	13,726	6,578	6,801	5,680
16,409,387	16,918,981	21,926,874	33,941,944	14,126,812	14,712,865	12,683,227
2,323	2,259	2,357	2,473	2,148	2,163	2,233
442	484	482	1,153	289	232	272
1,138,202	1,235,038	1,185,236	3,037,422	685,294	599,840	656,565
2,575	2,552	2,459	2,634	2,371	2,586	2,414
36	54	63	36	18	72	45
30,996	61,992	76,734	30,996	30,996	61,992	77,490
861	1,148	1,218	861	1,722	861	1,722

塩干、加工品

品目別・出荷地	計	4月	5月	6月	7月	8月
助子	16,261	1,282	717	1,080	1,534	1,543
宮城	34,423,249	2,765,490	1,467,480	2,295,040	3,363,574	2,941,882
	2,117	2,157	2,047	2,125	2,193	1,907
埼玉	246		12	54	60	54
	422,100		22,680	97,020	108,360	91,980
	1,716		1,890	1,797	1,806	1,703
千葉	1,196			80	96	
	2,672,019			141,750	149,835	
	2,234			1,772	1,561	
東京	36,985	4,973	3,509	3,023	3,127	4,033
	74,895,032	9,676,443	7,476,588	6,418,335	6,540,156	8,474,540
	2,025	1,946	2,131	2,123	2,092	2,101
大阪	1,330	150	180	110	130	170
	2,253,300	247,590	329,070	179,550	227,220	283,920
	1,694	1,651	1,828	1,632	1,748	1,670
山口	700	72	56	39	85	47
	2,266,291	226,592	164,850	133,090	268,330	162,332
	3,238	3,147	2,944	3,413	3,157	3,454
福岡	36,696	2,474	2,803	2,168	3,730	3,057
	100,203,723	7,392,484	7,792,884	6,419,113	10,501,512	8,964,727
	2,731	2,988	2,780	2,961	2,815	2,933
佐賀	441	213	210	18		
	1,207,080	574,560	579,600	52,920		
	2,737	2,697	2,760	2,940		
数の子 合計 平均単価	27,367	711	464	414	470	526
	64,352,570	1,392,678	899,367	840,063	1,049,192	1,078,980
	2,351	1,959	1,938	2,029	2,232	2,051
福島	1,178					
	2,943,514					
	2,499					
北海道	4,730	196	25	133	176	131
	13,195,445	426,258	78,162	293,328	468,216	313,740
	2,790	2,175	3,126	2,205	2,660	2,395
青森	10,079	192	210	198	198	204
	21,852,054	382,536	418,950	395,010	390,978	406,980
	2,168	1,992	1,995	1,995	1,975	1,995
宮城	8,242	30	20	10		5
	18,843,346	32,130	71,610	13,860		13,860
	2,286	1,071	3,581	1,386		2,772
東京	3,021	293	173	64	78	132
	7,359,923	551,754	288,120	114,240	154,560	287,700
	2,436	1,883	1,665	1,785	1,982	2,180
新潟	117		36	9	18	54
	158,288		42,525	23,625	35,438	56,700
	1,353		1,181	2,625	1,969	1,050
丸干いわし 合計 平均単価	73,201	6,846	5,419	4,840	3,461	3,117
	42,038,601	3,402,054	2,692,771	2,642,398	2,231,662	1,866,823
	574	497	497	546	645	599
福島	2,046	284	199	174	225	132
	2,333,586	286,965	201,285	193,095	233,415	138,600
	1,141	1,010	1,011	1,110	1,037	1,050
北海道	64					
	55,545					
	868					
宮城	150	3	3	120	3	3
	353,876	21,686	23,551	148,355	21,695	19,800
	2,359	7,229	7,850	1,236	7,232	6,600
茨城	6,090	75	39	4	36	4
	2,366,218	33,852	22,932	2,625	10,038	2,625
	389	451	588	656	279	656
千葉	63,347	6,259	4,967	4,426	3,122	2,918
	35,951,154	2,912,467	2,317,449	2,219,804	1,918,004	1,666,990
	568	465	467	502	614	571
東京	1,312	141	115	104	75	60
	869,106	98,070	74,382	71,589	48,510	38,808
	662	696	647	688	647	647

上段：数量=kg
 单位 中断：金額=円
 下段：単価=円

9月	10月	11月	12月	1月	2月	3月
1,554	994	1,780	2,039	983	1,388	1,367
3,243,622	2,117,173	3,963,639	4,496,210	2,066,352	2,844,559	2,858,228
2,087	2,130	2,227	2,205	2,102	2,049	2,091
18			48			
34,020			68,040			
1,890			1,418			
117	45	509	109	73	84	83
278,922	112,560	1,072,050	277,830	193,536	223,776	221,760
2,384	2,501	2,106	2,549	2,651	2,664	2,672
2,291	2,913	2,738	4,435	2,695	2,108	1,140
4,605,374	5,739,090	5,572,256	8,816,735	5,243,238	4,128,726	2,203,551
2,010	1,970	2,035	1,988	1,946	1,959	1,933
90	70	80	80	110	30	130
150,780	117,600	134,400	134,400	181,020	50,400	217,350
1,675	1,680	1,680	1,680	1,646	1,680	1,672
38	75	82	82	34	46	44
136,554	238,090	280,618	252,422	120,646	139,651	143,116
3,594	3,175	3,422	3,078	3,548	3,036	3,253
2,478	2,856	3,570	5,744	2,376	2,841	2,599
6,790,917	7,297,438	9,641,941	16,827,889	5,605,730	6,663,921	6,305,167
2,740	2,555	2,701	2,930	2,359	2,346	2,426
384	270	1,411	21,628	218	193	678
849,198	525,672	3,633,589	51,616,856	493,836	485,709	1,487,430
2,211	1,947	2,575	2,387	2,265	2,517	2,194
			1,178			
			2,943,514			
			2,499			
134	25	404	3,399	5	76	26
292,698	34,020	1,132,257	9,879,839	6,804	210,147	59,976
2,184	1,361	2,803	2,907	1,361	2,765	2,307
186	186	442	7,505	122	27	609
371,070	371,070	871,038	16,575,678	272,412	59,220	1,337,112
1,995	1,995	1,971	2,209	2,233	2,193	2,196
18	8	406	7,614	72	32	27
79,590	20,790	1,241,983	17,044,779	179,088	85,554	60,102
4,422	2,599	3,059	2,239	2,487	2,674	2,226
46	51	159	1,932	19	58	16
105,840	99,792	388,311	5,173,046	35,532	130,788	30,240
2,301	1,957	2,442	2,678	1,870	2,255	1,890
2,673	3,473	2,842	3,201	17,905	15,635	3,789
1,666,419	2,239,538	1,863,365	2,084,117	10,125,008	8,922,820	2,301,626
623	645	656	651	565	571	607
137	81	95	119	225	219	156
138,390	114,975	138,159	218,411	238,866	248,882	182,543
1,010	1,419	1,454	1,835	1,062	1,136	1,170
				28	36	
				24,360	31,185	
				870	866	
3	4	2	2	2	2	3
19,797	23,569	13,200	16,027	17,912	13,198	15,086
6,599	5,892	6,600	8,014	8,956	6,599	5,029
31	193		4	3,131	2,478	95
6,726	127,974		2,625	1,232,737	893,949	30,135
217	663		656	394	361	317
2,467	3,110	2,700	3,031	14,307	12,565	3,475
1,478,868	1,918,042	1,682,900	1,817,948	8,464,847	7,518,781	2,035,054
599	617	623	600	592	598	586
35	85	45	45	212	335	60
22,638	54,978	29,106	29,106	146,286	216,825	38,808
647	647	647	647	690	647	647

塩干、加工品

品目別・出荷地	計	4月	5月	6月	7月	8月
丸干いわし	192	84	96	12		
福岡	109,116	49,014	53,172	6,930		
	568	584	554	578		
開干あじ	141,841	12,325	12,887	16,204	15,282	11,888
合計	127,507,478	10,784,654	10,206,453	17,244,438	11,455,692	12,207,210
平均単価	899	875	792	1,064	750	1,027
福島	22,551	1,760	1,469	1,891	1,717	1,656
	25,089,003	1,423,527	1,297,457	4,525,403	1,416,461	1,393,456
	1,113	809	883	2,393	825	841
宮城	1,412	1		1,237	24	
	3,103,332	0		2,664,610	12,600	
	2,198	0		2,154	525	
茨城	4,634	793	459	518	274	138
	3,865,765	802,786	496,292	618,619	318,242	123,219
	834	1,012	1,081	1,194	1,161	893
群馬	361					
	378,576					
	1,049					
千葉	365	5	20	27	54	15
	926,450	6,993	41,948	46,904	125,666	34,514
	2,538	1,399	2,097	1,737	2,327	2,301
東京	533	18			29	108
	663,625	18,900			15,383	77,136
	1,245	1,050			530	714
神奈川	20,185	2,207	1,780	1,781	1,158	1,214
	9,872,396	1,555,764	1,235,851	1,148,363	858,062	817,689
	489	705	694	645	741	674
静岡	91,800	7,541	9,159	10,750	12,026	8,757
	83,608,331	6,976,684	7,134,905	8,240,539	8,709,278	9,761,196
	911	925	779	767	724	1,115
開干さんま	169,641	13,078	11,402	13,245	11,971	18,495
合計	62,182,832	6,431,618	6,145,380	5,937,003	5,437,964	5,020,857
平均単価	367	492	539	448	454	271
福島	162,563	12,403	10,768	12,386	11,410	17,998
	58,721,866	6,067,422	5,831,753	5,518,764	5,170,994	4,798,035
	361	489	542	446	453	267
北海道	372					
	228,333					
	614					
宮城	5,738	524	542	736	516	488
	2,425,920	220,080	243,600	304,080	216,720	204,960
	423	420	449	413	420	420
茨城	527	151	92	123	17	9
	518,068	144,116	70,027	114,159	29,061	17,862
	983	954	761	928	1,709	1,985
千葉	117				10	
	148,785				9,849	
	1,272				985	
東京	324				18	
	139,860				11,340	
	432				630	
丸干さんま	16,997	1,828	1,346	967	800	930
合計	9,345,064	796,304	625,596	439,083	751,165	583,011
平均単価	550	436	465	454	939	627
福島	16,997	1,828	1,346	967	800	930
	9,345,064	796,304	625,596	439,083	751,165	583,011
	550	436	465	454	939	627
開干ほっけ	129,433	13,199	12,634	12,624	13,431	11,312
合計	131,163,968	13,029,740	11,942,980	12,190,690	11,298,956	10,429,608
平均単価	1,013	987	945	966	841	922
福島	43,031	3,992	3,671	4,304	3,347	3,430
	37,814,341	3,249,418	2,975,109	2,965,718	2,715,284	2,879,282
	879	814	810	689	811	839
北海道	20			10		
	11,760			9,450		
	588			945		

単位 上段：数量=kg
 中断：金額=円
 下段：単価=円

9月	10月	11月	12月	1月	2月	3月
7,215	8,644	10,552	13,416	7,090	11,082	15,256
6,430,836	7,728,723	8,478,653	14,819,212	5,883,696	8,560,213	13,707,698
891	894	804	1,105	830	772	899
1,458	2,420	2,345	3,420	1,025	1,597	1,793
1,219,011	2,078,385	1,959,107	6,018,414	910,552	1,324,765	1,522,465
836	859	835	1,760	888	830	849
22	12	4	2			110
84,974	46,307	15,436	4,725			274,680
3,862	3,859	3,859	2,363			2,497
169	226	459	268	338	383	609
200,719	163,644	229,965	224,318	183,816	176,025	328,120
1,188	724	501	837	544	460	539
				221	140	
				233,327	145,249	
				1,056	1,037	
11	39	21	98	18	25	32
28,256	120,762	64,429	261,672	50,768	63,790	80,748
2,569	3,096	3,068	2,670	2,820	2,552	2,523
	47		7	24		300
	31,196		4,410	10,080		506,520
	664		630	420		1,688
1,007	1,154	757	1,255	923	3,137	3,812
420,762	471,741	377,066	587,476	386,507	892,078	1,121,037
418	409	498	468	419	284	294
4,548	4,746	6,966	8,366	4,541	5,800	8,600
4,477,114	4,816,688	5,832,650	7,718,197	4,108,646	5,958,306	9,874,128
984	1,015	837	923	905	1,027	1,148
11,608	9,895	10,307	13,892	8,271	23,938	23,539
3,098,494	4,594,981	3,585,148	5,676,895	4,134,330	5,640,830	6,479,332
267	464	348	409	500	236	275
10,996	9,496	9,816	13,432	7,847	23,425	22,586
2,778,202	4,366,144	3,325,966	5,480,335	3,956,250	5,406,890	6,021,111
253	460	339	408	504	231	267
216	6	54	16		80	
124,740	6,048	34,965	10,080		52,500	
578	1,008	648	630		656	
380	332	384	444	424	432	536
164,640	139,440	161,280	186,480	178,080	181,440	225,120
433	420	420	420	420	420	420
16		8				111
30,912		7,350				104,581
1,932		919				942
	61	45			1	
	83,349	55,587			0	
	1,366	1,235			0	
						306
						128,520
						420
432	3,286	765	1,463	1,078	1,751	2,351
302,250	2,355,926	376,975	1,145,158	469,511	594,768	905,317
700	717	493	783	436	340	385
432	3,286	765	1,463	1,078	1,751	2,351
302,250	2,355,926	376,975	1,145,158	469,511	594,768	905,317
700	717	493	783	436	340	385
7,966	10,386	9,224	10,007	8,138	9,573	10,939
8,773,576	10,251,003	10,308,082	11,885,401	9,463,781	9,943,911	11,646,240
1,101	987	1,118	1,188	1,163	1,039	1,065
2,461	3,052	3,243	3,360	3,422	3,774	4,975
2,471,090	3,041,239	3,115,009	3,266,122	3,402,833	3,349,373	4,383,864
1,004	996	961	972	994	887	881
						10
						2,310
						231

塩干、加工品

品目別・出荷地	計	4月	5月	6月	7月	8月
開干ほっけ	961	118	139	73	401	18
青森	323,190	46,200	60,480	42,210	45,150	13,230
	336	392	435	578	113	735
宮城	1,739	185	85	185	73	56
	1,694,433	170,940	78,540	197,652	69,510	47,376
	974	924	924	1,068	952	846
茨城	51,145	5,660	5,972	5,327	5,912	4,350
	45,447,433	4,969,044	4,839,502	5,148,736	4,247,870	3,122,601
	889	878	810	967	719	718
千葉	25,445	2,134	1,742	1,779	2,858	2,783
	36,697,564	3,270,633	2,764,335	2,765,846	3,155,207	3,470,438
	1,442	1,533	1,587	1,555	1,104	1,247
東京	3,103	625	485	646	495	270
	3,094,938	643,861	499,065	581,018	512,039	277,937
	997	1,030	1,029	899	1,034	1,029
富山	3,925	485	530	300	345	400
	6,027,336	679,644	721,224	480,060	553,896	612,864
	1,536	1,401	1,361	1,600	1,605	1,532
静岡	54					5
	48,248					5,880
	893					1,176
大阪	10		10			
	4,725		4,725			
	473		473			
開干きちじ 合計 平均単価	12,290	779	517	459	1,232	1,214
	29,982,106	1,736,437	1,226,810	963,065	2,918,595	3,339,249
	2,440	2,229	2,373	2,098	2,369	2,751
福島	11,247	414	378	409	1,095	1,191
	28,008,783	1,215,794	859,168	887,255	2,628,182	3,275,723
	2,490	2,937	2,273	2,169	2,400	2,750
北海道	5					
	23,100					
	4,620					
青森	36		12			
	44,100		14,700			
	1,225		1,225			
宮城	902	332	80	40	127	23
	1,602,043	335,318	330,577	28,560	241,273	63,526
	1,776	1,010	4,132	714	1,900	2,762
茨城	42		42			
	6,615		6,615			
	158		158			
静岡	58	33	5	10	10	
	297,465	185,325	15,750	47,250	49,140	
	5,129	5,616	3,150	4,725	4,914	
開干さば 合計 平均単価	27,623	3,668	3,679	2,545	1,697	1,294
	27,806,154	2,631,233	2,217,151	2,224,148	1,539,716	1,345,638
	1,007	717	603	874	907	1,040
福島	11,177	2,689	917	701	665	374
	15,463,336	1,573,351	837,652	1,050,033	640,094	504,399
	1,383	585	913	1,498	963	1,349
宮城	135	48			20	30
	351,755	195,010			10,080	10,500
	2,606	4,063			504	350
茨城	7,246	172	521	785	524	253
	4,614,940	125,814	238,796	395,960	304,051	188,370
	637	731	458	504	580	745
千葉	3,802	172	1,692	554	5	110
	1,295,852	53,130	531,090	189,861	9,114	20,475
	341	309	314	343	1,823	186
神奈川	6				2	
	7,718				2,573	
	1,286				1,287	
静岡	5,247	587	549	505	481	517
	6,065,203	683,928	609,613	588,294	573,804	614,544
	1,156	1,165	1,110	1,165	1,193	1,189

上段：数量=kg
 单位 中断：金額=円
 下段：単価=円

9月	10月	11月	12月	1月	2月	3月
54	110				24	24
32,130	43,470				17,010	23,310
595	395				709	971
156	242	285	167	115	160	30
224,755	221,552	260,034	139,230	106,260	152,124	26,460
1,441	916	912	834	924	951	882
2,462	4,129	3,198	3,579	2,848	3,914	3,794
2,208,166	3,250,127	3,392,242	3,738,417	3,060,654	3,617,948	3,852,126
897	787	1,061	1,045	1,075	924	1,015
2,208	2,216	2,095	2,503	1,623	1,503	2,001
3,022,131	2,840,261	2,888,936	4,121,995	2,684,370	2,524,586	3,188,826
1,369	1,282	1,379	1,647	1,654	1,680	1,594
315	267					
323,400	257,618					
1,027	965					
310	370	395	380	130	175	105
491,904	596,736	637,056	607,824	209,664	267,120	169,344
1,587	1,613	1,613	1,600	1,613	1,526	1,613
		8	18		23	
		14,805	11,813		15,750	
		1,851	656		685	
978	1,392	1,248	2,314	590	779	788
2,369,272	3,625,254	2,964,972	5,867,913	1,371,685	1,884,235	1,714,619
2,423	2,604	2,376	2,536	2,325	2,419	2,176
904	1,335	1,177	2,227	582	763	772
2,257,079	3,382,454	2,917,617	5,659,282	1,367,485	1,860,715	1,698,029
2,497	2,534	2,479	2,541	2,350	2,439	2,200
	5					
	23,100					
	4,620					
8	8			8		
14,700	10,500			4,200		
1,838	1,313			525		
66	44	71	87		16	16
97,493	209,200	47,355	208,631		23,520	16,590
1,477	4,755	667	2,398		1,470	1,037
1,074	1,241	2,634	2,360	2,099	2,620	2,712
1,222,147	1,204,372	5,957,796	2,294,317	3,620,735	1,686,281	1,862,620
1,138	970	2,262	972	1,725	644	687
336	459	1,540	1,155	681	650	1,010
453,450	453,204	5,008,080	1,161,616	2,480,748	520,594	780,115
1,350	987	3,252	1,006	3,643	801	772
17	11	6	3			
65,680	41,740	19,295	9,450			
3,864	3,795	3,216	3,150			
331	395	696	877	958	1,031	703
249,123	266,412	485,179	712,533	617,507	605,617	425,578
753	674	697	812	645	587	605
4	23	10	18	8	610	596
9,114	54,684	22,785	45,570	18,228	165,942	175,859
2,279	2,378	2,279	2,532	2,279	272	295
		4				
		5,145				
		1,286				
386	353	378	307	452	329	403
444,780	388,332	417,312	365,148	504,252	394,128	481,068
1,152	1,100	1,104	1,189	1,116	1,198	1,194

塩干、加工品

品目別・出荷地	計	4月	5月	6月	7月	8月
開干さば	10					10
長崎	7,350					7,350
	735					735
身欠にしん	57,176	8,285	7,231	2,862	1,796	1,664
合計	27,969,786	6,011,082	5,262,677	2,081,609	1,222,383	1,141,322
平均単価	489	726	728	727	681	686
福島	9					
	23,770					
	2,641					
北海道	57,118	8,268	7,231	2,862	1,796	1,664
	27,904,688	5,993,694	5,262,677	2,081,609	1,222,383	1,141,322
	489	725	728	727	681	686
青森	4					
	5,040					
	1,260					
宮城	24	12				
	17,640	8,820				
	735	735				
茨城	16					
	10,080					
	630					
東京	5	5				
	8,568	8,568				
	1,714	1,714				
煮干	89,359	8,544	8,028	7,247	8,420	7,067
合計	148,810,513	13,488,929	13,647,253	13,661,439	13,829,340	12,295,338
平均単価	1,665	1,579	1,700	1,885	1,642	1,740
福島	1,341	45	263	304	236	129
	3,037,394	130,725	633,938	666,846	563,483	225,542
	2,265	2,905	2,410	2,194	2,388	1,748
北海道	78		6	72		
	195,930		12,600	183,330		
	2,512		2,100	2,546		
青森	344		16			4
	587,370		46,200			15,750
	1,707		2,888			3,938
宮城	2,920	132	959	318	185	189
	13,791,552	989,037	2,598,078	1,616,904	1,304,682	1,000,901
	4,723	7,493	2,709	5,085	7,052	5,296
茨城	17,897	2,020	371	896	621	1,589
	29,946,154	3,234,676	809,683	2,301,729	1,169,481	3,010,767
	1,673	1,601	2,182	2,569	1,883	1,895
千葉	23,710	1,858	2,390	1,817	2,343	2,152
	38,489,246	2,702,252	3,330,632	2,858,615	3,531,549	3,561,667
	1,623	1,454	1,394	1,573	1,507	1,655
東京	30,206	2,866	2,580	2,770	4,030	2,153
	42,846,159	4,212,307	3,934,857	4,482,458	5,866,708	3,028,932
	1,418	1,470	1,525	1,618	1,456	1,407
新潟	192	18	12	12	6	18
	433,440	40,635	27,090	27,090	13,545	40,635
	2,258	2,258	2,258	2,258	2,258	2,258
石川	40					
	67,200					
	1,680					
静岡	4,438	497	387	491	339	312
	7,868,197	806,254	677,137	868,679	580,422	551,572
	1,773	1,622	1,750	1,769	1,712	1,768
愛知	60		10		10	10
	170,100		28,350		28,350	28,350
	2,835		2,835		2,835	2,835
三重	338	195	17			
	476,354	274,470	34,776			
	1,409	1,408	2,046			
兵庫	58	26	12	12		
	148,050	71,190	11,340	11,340		
	2,553	2,738	945	945		

単位 上段：数量=kg
 中断：金額=円
 下段：単価=円

9月	10月	11月	12月	1月	2月	3月
1,340	1,924	19,560	6,571	1,389	1,746	2,808
915,980	1,311,160	1,533,496	4,474,909	937,968	1,203,648	1,873,552
684	681	78	681	675	689	667
					9	
					23,770	
					2,641	
1,340	1,924	19,560	6,553	1,375	1,737	2,808
915,980	1,311,160	1,533,496	4,462,309	926,628	1,179,878	1,873,552
684	681	78	681	674	679	667
			2	2		
			2,520	2,520		
			1,260	1,260		
				12		
				8,820		
				735		
			16			
			10,080			
			630			
5,963	6,790	7,240	7,441	4,461	6,796	11,362
9,995,413	11,088,395	11,726,798	11,801,530	8,190,742	10,390,098	18,695,238
1,676	1,633	1,620	1,586	1,836	1,529	1,645
55	46	29	65	45	73	51
130,464	114,189	103,164	148,315	103,164	132,985	84,579
2,372	2,482	3,557	2,282	2,293	1,822	1,658
						324
						525,420
						1,622
97	90	297	116	81	236	220
717,361	701,251	1,353,733	694,752	809,844	1,044,728	960,281
7,395	7,792	4,558	5,989	9,998	4,427	4,365
2,164	2,906	3,251	2,939	595	169	376
3,533,451	4,989,142	4,690,405	4,193,158	1,152,429	284,415	576,818
1,633	1,717	1,443	1,427	1,937	1,683	1,534
1,456	1,023	881	1,441	1,384	2,063	4,902
2,375,798	1,850,284	1,935,797	2,508,844	2,292,423	3,155,814	8,385,571
1,632	1,809	2,197	1,741	1,656	1,530	1,711
1,294	1,528	1,858	2,097	1,514	3,119	4,397
1,850,342	1,825,008	2,045,964	2,773,629	2,089,366	4,234,355	6,502,233
1,430	1,194	1,101	1,323	1,380	1,358	1,479
12	18	12	30	18	18	18
27,090	40,635	27,090	67,725	40,635	40,635	40,635
2,258	2,258	2,258	2,258	2,258	2,258	2,258
		40				
		67,200				
		1,680				
316	428	368	393	216	322	369
534,137	799,979	645,605	816,733	357,106	554,875	675,698
1,690	1,869	1,754	2,078	1,653	1,723	1,831
		20				10
		56,700				28,350
		2,835				2,835
						126
						167,108
						1,326
			2	6		
			13,545	40,635		
			6,773	6,773		

塩干、加工品

品目別・出荷地	計	4月	5月	6月	7月	8月
煮干	1,160		193		13	130
和歌山	2,906,297		589,891		35,910	361,494
	2,505		3,056		2,762	2,781
広島	12					
	13,860					
	1,155					
香川	16					16
	23,310					23,310
	1,457					1,457
愛媛	503	83		29	47	49
	1,113,504	113,064		68,880	115,920	108,360
	2,214	1,362		2,375	2,466	2,211
福岡	6,046	804	812	526	590	316
	6,696,396	914,319	912,681	575,568	619,290	338,058
	1,108	1,137	1,124	1,094	1,050	1,070
みりん干	23,106	920	1,279	1,107	1,619	1,863
合計	36,841,584	1,681,842	2,263,068	1,931,067	2,634,523	3,059,625
平均単価	1,594	1,828	1,769	1,744	1,627	1,642
福島	17,251	546	930	743	1,232	1,458
	29,730,008	1,141,818	1,757,173	1,402,329	2,081,109	2,491,940
	1,723	2,091	1,889	1,887	1,689	1,709
宮城	5,649	357	341	356	349	350
	6,838,943	517,638	496,487	519,109	510,406	496,537
	1,211	1,450	1,456	1,458	1,462	1,419
茨城	20					
	33,600					
	1,680					
千葉	117	10	8	8	20	55
	146,633	12,936	9,408	9,629	24,108	71,148
	1,253	1,294	1,176	1,204	1,205	1,294
兵庫	15					
	25,200					
	1,680					
広島	54	7			18	
	67,200	9,450			18,900	
	1,244	1,350			1,050	
するめ	86,851	6,065	5,745	5,752	6,265	6,075
合計	102,676,911	5,746,298	4,938,522	4,775,549	5,616,860	5,759,284
平均単価	1,182	947	860	830	897	948
福島	30,876	2,297	2,525	2,896	2,677	2,640
	30,081,951	1,717,656	1,689,684	1,832,240	1,945,683	1,783,542
	974	748	669	633	727	676
北海道	18,199	230	530	420	512	480
	28,441,876	374,850	865,200	690,375	893,025	789,810
	1,563	1,630	1,632	1,644	1,744	1,645
青森	20,378	2,368	2,104	1,934	2,251	1,804
	12,955,642	1,481,814	1,238,476	1,168,126	1,329,775	1,229,921
	636	626	589	604	591	682
岩手	118					
	102,218					
	866					
宮城	978	98	33	82	111	92
	4,069,014	267,950	113,747	256,043	237,244	273,697
	4,161	2,734	3,447	3,122	2,137	2,975
茨城	73		10			
	60,858		6,300			
	834		630			
群馬	690	72	18		72	102
	482,622	50,904	12,285		51,408	67,788
	699	707	683		714	665
埼玉	25				3	
	51,870				5,985	
	2,075				1,995	
千葉	9,285	840	360	330	470	770
	14,963,365	1,452,150	602,175	561,225	748,125	1,243,200
	1,612	1,729	1,673	1,701	1,592	1,615

単位 上段：数量=kg
 中断：金額=円
 下段：単価=円

9月	10月	11月	12月	1月	2月	3月
50 144,900 2,898	190 237,510 1,250	100 325,658 3,257	45 127,008 2,822	363 918,992 2,532	76 164,934 2,170	
						12 13,860 1,155
37 87,780 2,372	45 119,700 2,660	45 106,680 2,371	58 129,780 2,238	25 61,320 2,453	40 94,500 2,363	45 107,520 2,389
482 594,090 1,233	516 410,697 796	339 368,802 1,088	255 328,041 1,286	214 324,828 1,518	680 682,857 1,004	512 627,165 1,225
1,492 2,306,236 1,546	1,874 2,968,874 1,584	2,715 4,945,108 1,821	2,435 4,204,952 1,727	1,759 2,596,905 1,476	2,002 2,812,820 1,405	4,041 5,436,564 1,345
1,184 1,858,289 1,570	1,576 2,538,634 1,611	2,376 4,451,927 1,874	2,073 3,679,013 1,775	1,341 1,968,598 1,468	1,649 2,302,415 1,396	2,143 4,056,763 1,893
275 400,361 1,456	286 414,322 1,449	339 493,181 1,455	362 525,939 1,453	391 585,257 1,497	345 499,905 1,449	1,898 1,379,801 727
				20 33,600 1,680		
11 12,936 1,176	5 6,468 1,294					
15 25,200 1,680						
7 9,450 1,350	7 9,450 1,350			7 9,450 1,350	8 10,500 1,313	
5,520 5,479,235 993	10,591 13,530,468 1,278	10,449 14,776,609 1,414	21,210 32,073,569 1,512	1,833 2,005,105 1,094	3,159 3,546,447 1,123	4,187 4,428,965 1,058
2,449 1,469,623 600	3,194 3,725,070 1,166	3,179 4,108,920 1,293	5,641 8,739,591 1,549	747 664,290 889	1,174 1,099,437 936	1,457 1,306,215 897
515 855,645 1,661	3,770 5,720,610 1,517	3,172 4,920,300 1,551	7,845 12,166,561 1,551	75 126,000 1,680	380 600,600 1,581	270 438,900 1,626
1,162 832,064 716	1,964 1,221,886 622	1,941 1,272,234 655	1,945 1,238,109 637	610 400,838 657	1,015 714,106 704	1,280 828,293 647
					88 79,538 904	30 22,680 756
72 214,595 2,980	65 273,917 4,214	130 965,425 7,426	133 869,068 6,534	25 204,452 8,178	37 193,551 5,231	100 199,325 1,993
24 13,608 567	39 40,950 1,050					
102 69,615 683						324 230,622 712
5 9,975 1,995		1 1,995 1,995	7 13,965 1,995	3 5,985 1,995	4 9,975 2,494	2 3,990 1,995
570 886,725 1,556	185 345,975 1,870	1,030 1,670,970 1,622	3,540 5,668,845 1,601	250 300,300 1,201	340 521,325 1,533	600 962,350 1,604

塩干、加工品

品目別・出荷地	計	4月	5月	6月	7月	8月
するめ	5,095	11	82	30	84	98
東京	7,407,309	26,439	112,455	35,490	96,180	117,180
	1,454	2,404	1,371	1,183	1,145	1,196
兵庫	990	85	75	60	75	45
	3,903,375	320,775	291,900	232,050	301,875	207,375
	3,943	3,774	3,892	3,868	4,025	4,608
岡山	10					
	39,900					
	3,990					
福岡	134	64	8		10	44
	116,911	53,760	6,300		7,560	46,771
	872	840	788		756	1,063
その他干物	200,699	18,367	16,215	15,442	16,762	13,574
合計	238,415,460	18,345,698	20,446,319	17,260,437	25,221,900	16,498,449
平均単価	1,188	999	1,261	1,118	1,505	1,215
福島	91,132	6,728	6,448	6,464	8,774	6,787
	125,991,231	8,376,663	9,592,096	8,642,695	15,232,020	8,427,630
	1,383	1,245	1,488	1,337	1,736	1,242
北海道	18,089	1,971	1,732	2,092	1,315	1,063
	11,734,344	1,146,445	888,952	910,298	913,759	725,026
	649	582	513	435	695	682
青森	5,758	579	713	431	30	33
	4,019,290	350,175	470,048	164,745	24,308	35,595
	698	605	659	382	810	1,079
宮城	6,909	182	1,152	387	773	572
	10,175,304	314,512	2,865,265	470,032	940,759	748,850
	1,473	1,728	2,487	1,215	1,217	1,309
茨城	34,146	3,542	2,169	2,035	1,687	1,895
	25,869,690	2,487,942	1,803,922	1,756,022	1,608,665	1,735,021
	758	702	832	863	954	916
千葉	2,564	140	161	399	338	95
	2,359,193	126,126	121,212	338,352	327,747	93,975
	920	901	753	848	970	989
東京	7,348	311	554	390	517	384
	10,419,073	307,713	389,193	450,618	931,891	513,660
	1,418	989	703	1,155	1,802	1,338
神奈川	1,436	6	2			
	700,089	7,403	2,468			
	488	1,234	1,234			
新潟	6	4	0	2		
	16,632	11,340	252	5,544		
	2,772	2,835	0	2,772		
富山	26	8				10
	25,463	9,713				5,250
	979	1,214				525
福井	168		40	8		24
	226,800		45,360	11,340		34,020
	1,350		1,134	1,418		1,418
静岡	3,018	548	334	359	484	354
	6,913,575	985,153	880,553	901,153	1,180,631	809,928
	2,291	1,798	2,636	2,510	2,439	2,288
兵庫	21,221	2,324	2,198	2,137	2,202	1,959
	26,985,379	2,819,482	2,356,864	2,490,894	2,887,844	2,654,360
	1,272	1,213	1,072	1,166	1,311	1,355
鳥取	1,784	35	140	110	170	
	2,948,148	65,583	232,848	182,952	282,744	
	1,653	1,874	1,663	1,663	1,663	
島根	95	20	5	10	10	10
	143,640	30,240	7,560	15,120	15,120	15,120
	1,512	1,512	1,512	1,512	1,512	1,512
山口	4,785	1,554	328	266	229	239
	5,792,567	620,529	387,702	394,874	485,518	396,018
	1,211	399	1,182	1,484	2,120	1,657
香川	76			16		
	141,330			23,310		
	1,860			1,457		

上段：数量=kg
 单位 中断：金額=円
 下段：単価=円

9月	10月	11月	12月	1月	2月	3月
548	1,304	856	1,964	58	46	14
847,140	1,901,760	1,310,190	2,821,980	67,515	52,290	18,690
1,546	1,458	1,531	1,437	1,164	1,137	1,335
65	70	140	125	65	75	110
277,725	300,300	526,575	515,550	235,725	275,625	417,900
4,273	4,290	3,761	4,124	3,627	3,675	3,799
			10			
			39,900			
			3,990			
8						
2,520						
315						
14,548	16,197	16,845	24,697	16,745	15,303	16,004
18,844,064	20,459,510	16,091,846	33,452,894	17,685,212	18,341,240	15,767,891
1,295	1,263	955	1,355	1,056	1,199	985
7,960	9,230	8,980	11,627	7,008	6,618	4,508
11,776,920	13,218,320	8,070,090	18,113,153	7,616,403	10,566,402	6,358,839
1,480	1,432	899	1,558	1,087	1,597	1,411
839	1,326	1,109	1,276	1,339	1,599	2,428
561,063	946,944	979,880	1,864,627	917,423	813,505	1,066,422
669	714	884	1,461	685	509	439
50	125	320	1,320	733	1,065	359
38,955	68,355	166,530	1,087,590	518,322	874,755	219,912
779	547	520	824	707	821	613
202	231	626	1,525	941	82	236
277,989	260,840	412,023	1,116,848	2,204,767	164,469	398,950
1,376	1,129	658	732	2,343	2,006	1,690
2,369	2,256	2,515	2,344	4,572	3,378	5,384
2,012,525	1,631,971	1,449,012	2,073,691	3,210,567	2,435,278	3,665,074
850	723	576	885	702	721	681
257	293	160	310	116	155	140
225,498	279,605	147,735	363,153	99,792	116,550	119,448
877	954	923	1,171	860	752	853
598	408	1,155	1,516	501	388	626
631,612	533,925	1,642,539	2,876,853	720,721	577,973	842,375
1,056	1,309	1,422	1,898	1,439	1,490	1,346
	184	152	1,092			
	82,110	77,753	530,355			
	446	512	486			
			8			
			10,500			
			1,313			
48	32	16				
68,040	45,360	22,680				
1,418	1,418	1,418				
215	309	147	113	51	39	65
465,465	693,000	357,736	223,157	124,110	86,258	206,431
2,165	2,243	2,434	1,975	2,434	2,212	3,176
1,644	1,381	1,047	2,168	1,012	1,268	1,881
2,068,280	1,832,745	1,697,619	2,709,401	1,534,096	1,711,217	2,222,577
1,258	1,327	1,621	1,250	1,516	1,350	1,182
80	97	145	767	160	40	40
111,825	123,480	211,995	1,387,449	233,730	55,062	60,480
1,398	1,273	1,462	1,809	1,461	1,377	1,512
10	15	5	10			
15,120	22,680	7,560	15,120			
1,512	1,512	1,512	1,512			
183	188	289	448	254	579	228
397,341	412,756	461,517	756,421	367,941	755,559	356,391
2,171	2,196	1,597	1,688	1,449	1,305	1,563
	28				32	
	76,020				42,000	
	2,715				1,313	

塩干、加工品

品目別・出荷地	計	4月	5月	6月	7月	8月
その他干物	1,117	128	73	95	97	90
愛媛	2,703,750	313,467	181,398	222,516	233,184	229,656
	2,421	2,449	2,485	2,342	2,404	2,552
福岡	752	202	96	191	126	48
	879,774	250,992	120,960	208,362	143,010	60,480
	1,170	1,243	1,260	1,091	1,135	1,260
長崎	14					6
	6,300					6,300
	450					1,050
大分	255	85	70	50	10	5
	363,888	122,220	100,170	71,610	14,700	7,560
	1,427	1,438	1,431	1,432	1,470	1,512
焼物	23,005	3,581	2,369	1,754	2,342	1,652
合計	23,989,607	3,135,376	1,977,997	1,882,637	3,110,215	1,725,100
平均単価	1,043	876	835	1,073	1,328	1,044
福島	4,291	504	488	294	289	327
	5,221,778	449,086	441,003	272,687	1,091,811	321,617
	1,217	891	904	928	3,778	984
北海道	72					
	25,200					
	350					
青森	5,014	536	359	378	527	430
	3,571,194	427,770	256,704	270,795	332,588	312,796
	712	798	715	716	631	727
宮城	10,600	2,212	1,294	901	1,215	575
	9,795,698	1,759,856	954,448	899,560	1,026,182	594,786
	924	796	738	998	845	1,034
茨城	391	18	9	18	54	106
	406,267	21,043	10,017	26,556	49,617	95,249
	1,039	1,169	1,113	1,475	919	899
埼玉	20					
	40,320				40,320	
	2,016				2,016	
千葉	1,198	68	70	106	124	104
	2,974,143	169,761	164,056	270,637	316,451	258,512
	2,483	2,496	2,344	2,553	2,552	2,486
東京	896	173	139	21	48	28
	912,478	183,170	140,523	34,042	44,694	35,302
	1,018	1,059	1,011	1,621	931	1,261
静岡	200	28		36	32	20
	682,920	72,240		108,360	144,480	36,120
	3,415	2,580		3,010	4,515	1,806
岡山	9					
	35,721				35,721	
	3,969				3,969	
愛媛	14	2			2	4
	39,690	5,670			5,670	11,340
	2,835	2,835			2,835	2,835
大分	300	40	10		22	58
	284,198	46,780	11,246		22,681	59,378
	947	1,170	1,125		1,031	1,024
揚物	608,419	52,223	43,473	42,600	39,034	39,086
合計	404,261,291	35,379,263	29,699,058	30,937,591	27,094,531	27,793,341
平均単価	664	677	683	726	694	711
福島	115,047	17,913	10,481	9,505	7,674	7,795
	90,885,873	12,417,570	7,267,012	7,298,110	5,974,286	6,306,463
	790	693	693	768	779	809
北海道	308	24	5	5	5	29
	818,202	28,980	11,550	11,550	11,550	36,750
	2,657	1,208	2,310	2,310	2,310	1,267
青森	189					
	207,585					
	1,098					
宮城	256,207	18,099	15,874	15,849	13,515	13,779
	164,064,900	12,169,500	11,371,032	11,559,231	9,644,513	9,782,260
	640	672	716	729	714	710

単位 上段：数量=kg
 中断：金額=円
 下段：単価=円

9月	10月	11月	12月	1月	2月	3月
73 178,311 2,443	94 231,399 2,462	144 350,427 2,434	96 232,848 2,426	58 137,340 2,368	60 142,212 2,370	109 250,992 2,303
12 15,120 1,260		35 36,750 1,050	42 44,100 1,050			
8 0 0						
			35 47,628 1,361			
1,447 1,525,295 1,054	1,645 1,656,306 1,007	1,510 1,576,891 1,044	1,797 1,998,311 1,112	1,170 1,348,366 1,152	1,571 1,758,377 1,119	2,167 2,294,736 1,059
260 277,072 1,066	279 312,244 1,119	290 306,604 1,057	515 587,635 1,141	301 347,122 1,153	377 421,892 1,119	367 393,005 1,071
					24 6,300 263	48 18,900 394
368 236,119 642	458 301,718 659	402 277,200 690	506 353,850 699	228 148,050 649	346 246,414 712	476 407,190 855
530 515,209 972	556 540,443 972	627 604,211 964	613 666,999 1,088	439 480,246 1,094	686 785,295 1,145	952 968,463 1,017
36 37,581 1,044	57 52,451 920	39 38,591 990	9 21,042 2,338		21 32,068 1,527	24 22,052 919
104 259,797 2,498	100 250,102 2,501	108 272,469 2,523	104 259,983 2,500	112 263,107 2,349	84 206,174 2,454	114 283,094 2,483
69 71,994 1,043	65 63,058 970	34 36,026 1,060	34 39,922 1,174	82 73,721 899	25 24,114 965	178 165,912 932
28 72,240 2,580	8 36,120 4,515	8 36,120 4,515	16 68,880 4,305	8 36,120 4,515	8 36,120 4,515	8 36,120 4,515
2 5,670 2,835	2 5,670 2,835	2 5,670 2,835				
50 49,613 992	120 94,500 788					
47,711 32,580,355 683	57,167 36,461,827 638	59,676 37,713,187 632	64,917 47,019,285 724	57,953 32,602,262 563	55,444 33,001,371 595	49,135 33,979,220 692
7,629 6,265,426 821	9,278 7,170,269 773	8,242 6,492,414 788	10,781 12,042,872 1,117	7,728 5,778,581 748	8,462 6,505,174 769	9,559 7,367,696 771
41 49,350 1,204	10 23,100 2,310	41 45,570 1,111	123 542,052 4,407	5 11,550 2,310		20 46,200 2,310
				92 101,745 1,106	72 83,160 1,155	25 22,680 907
19,430 13,826,094 712	26,740 16,785,530 628	30,884 18,728,748 606	29,043 17,574,452 605	31,076 15,974,281 514	22,834 13,653,737 598	19,084 12,995,522 681

塩干、加工品

品目別・出荷地	計	4月	5月	6月	7月	8月
揚物	78	10				
秋田	29,485 378	4,688 469				
山形	1,762 2,223,227 1,262	189 246,456 1,304	215 287,986 1,339	309 419,034 1,356	295 428,232 1,452	187 263,130 1,407
茨城	58,850 47,227,112 802	5,148 4,312,513 838	5,298 4,386,876 828	4,653 3,908,663 840	4,023 3,279,394 815	4,337 3,298,598 761
栃木	15,924 5,231,412 329	2,347 643,395 274	2,266 642,354 283	915 308,357 337	1,363 499,155 366	1,650 533,724 323
群馬	268 693,441 2,587	39 94,836 2,432	25 58,653 2,346	22 47,796 2,173	30 67,410 2,247	20 44,940 2,247
千葉	6,853 3,913,264 571	436 213,993 491	484 249,416 515	451 202,406 449	257 150,906 587	309 158,677 514
東京	4,196 1,218,087 290	54 71,481 1,324	26 21,621 832	27 22,554 835	17 14,520 854	3 2,496 832
神奈川	5,353 1,614,531 302	375 163,420 436	563 220,987 393	198 60,135 304	344 125,447 365	317 97,369 307
新潟	75,707 42,984,006 568	4,700 3,047,411 648	5,306 3,266,504 616	5,839 3,346,223 573	6,219 3,062,706 492	5,838 3,415,136 585
石川	976 496,230 508	82 41,748 509	81 42,336 523	129 68,670 532	101 54,684 541	113 60,186 533
福井	354 238,716 674	44 17,388 395	9 4,253 473	80 57,961 725	119 85,211 716	100 72,454 725
静岡	236 91,617 388	2 10,080 5,040	1 6,720 6,720	6 18,480 3,080	1 3,360 3,360	
愛知	51,005 32,033,352 628	2,397 1,351,568 564	2,511 1,306,474 520	4,365 3,176,818 728	4,951 3,494,507 706	4,433 3,416,185 771
三重	380 299,880 789			12 13,860 1,155		12 13,860 1,155
滋賀	690 282,482 409	20 15,120 756	10 7,560 756		40 30,083 752	30 22,680 756
兵庫	111 536,928 4,837	2 6,384 3,192	29 136,311 4,700	18 83,580 4,643	7 35,322 5,046	2 11,760 5,880
和歌山	48 47,880 998		24 23,940 998			24 23,940 998
鳥取	55 44,102 802	15 11,025 735		5 5,513 1,103	10 11,025 1,103	10 5,513 551
島根	6 13,268 2,211					
岡山	13,061 7,413,294 568	235 312,417 1,329	202 252,254 1,249	138 182,574 1,323		
広島	20 73,206 3,660			10 37,296 3,730		
山口	700 1,414,812 2,021	88 164,850 1,873	42 86,940 2,070	64 108,780 1,700	63 122,220 1,940	98 227,220 2,319

単位 上段：数量=kg
 中断：金額=円
 下段：単価=円

9月	10月	11月	12月	1月	2月	3月
		2		24	37	5
		983		8,820	13,230	1,764
		492		368	358	353
99	167	144	110	6		41
105,840	167,238	150,583	107,100	5,292		42,336
1,069	1,001	1,046	974	882		1,033
5,315	6,768	5,161	4,623	3,811	4,562	5,151
3,899,324	4,638,809	4,362,891	4,186,553	3,002,183	3,719,071	4,232,237
734	685	845	906	788	815	822
1,039	1,270	1,105	1,084	883	921	1,081
385,874	453,619	391,076	435,272	276,724	294,002	367,860
371	357	354	402	313	319	340
16	20	24	22	22	14	14
35,952	44,940	53,928	132,636	49,434	31,458	31,458
2,247	2,247	2,247	6,029	2,247	2,247	2,247
588	659	871	484	658	817	839
264,000	348,024	404,712	318,085	488,906	572,328	541,811
449	528	465	657	743	701	646
1	8		156	40	3,844	20
2,520	32,256		63,630	52,404	903,105	31,500
2,520	4,032		408	1,310	235	1,575
696	356	427	414	602	387	674
203,405	90,837	114,335	138,077	131,959	86,543	182,017
292	255	268	334	219	224	270
8,076	7,142	6,448	8,926	5,881	5,938	5,394
4,097,033	3,594,922	3,365,872	6,125,871	3,117,517	3,247,951	3,296,860
507	503	522	686	530	547	611
86	90	74	49	65	54	52
44,100	44,100	36,162	23,814	29,988	25,578	24,864
513	490	489	486	461	474	478
2						
1,449						
725						
15	28	24	33	21	78	27
3,339	12,614	5,104	6,965	4,602	14,398	5,955
223	451	213	211	219	185	221
3,306	2,840	4,258	5,209	4,631	5,819	6,285
2,513,006	2,149,977	2,627,019	2,732,324	2,280,599	3,002,992	3,981,883
760	757	617	525	492	516	634
	4		332	12	4	4
	0		258,300	13,860	0	0
	0		778	1,155	0	0
2	8	240	250	70		20
1,512	5,922	79,590	77,175	27,720		15,120
756	740	332	309	396		756
11	14		11	5	3	9
40,110	41,286		68,565	30,030	23,520	60,060
3,646	2,949		6,233	6,006	7,840	6,673
					5	10
					5,513	5,513
					1,103	551
	6					
	13,268					
	2,211					
1,323	1,706	1,653	3,124	2,321	1,584	775
750,461	716,092	650,762	1,903,764	1,216,067	796,721	632,182
567	420	394	609	524	503	816
						10
						35,910
						3,591
36	50	71	143		9	36
91,560	100,170	158,550	273,840		22,890	57,792
2,543	2,003	2,233	1,915		2,543	1,605

塩干、加工品

品目別・出荷地	計	4月	5月	6月	7月	8月
揚物	9	4	1			
福岡	111,951	34,440	14,259			
	12,439	8,610	14,259			
長崎	6					
	18,428					
	3,071					
鹿児島	20		20			
	34,020		34,020			
	1,701		1,701			
かまぼこ	252,170	22,706	22,350	24,003	22,607	21,232
合計	223,521,705	17,746,651	19,318,692	20,595,998	19,919,269	18,495,878
平均単価	886	782	864	858	881	871
福島	111,652	7,642	8,574	8,593	8,225	8,504
	111,529,167	6,487,844	8,902,522	8,529,559	8,130,427	8,475,056
	999	849	1,038	993	989	997
北海道	671	35	25	40	32	25
	1,361,224	76,860	65,835	88,410	70,560	55,230
	2,029	2,196	2,633	2,210	2,205	2,209
宮城	67,087	6,325	5,928	7,482	6,619	5,105
	42,326,814	3,789,593	3,443,558	5,379,302	4,715,745	2,939,303
	631	599	581	719	712	576
山形	70	20	20	10	20	
	55,125	15,750	15,750	7,875	15,750	
	788	788	788	788	788	
茨城	2,409	69	95	144	171	229
	1,486,290	33,046	107,217	128,803	137,034	182,107
	617	479	1,129	894	801	795
栃木	11					
	75,684					
	6,880					
群馬	10	5				5
	9,450	4,725				4,725
	945	945				945
埼玉	175	45	12	21	34	
	163,335	46,784	12,852	20,186	31,614	
	933	1,040	1,071	961	930	
千葉	4,651	946	470	1,017	338	143
	2,659,381	435,227	248,423	460,342	207,593	116,791
	572	460	529	453	614	817
東京	1,489	120	110	110	120	110
	8,611,755	791,879	753,270	883,407	890,589	754,614
	5,784	6,599	6,848	8,031	7,422	6,860
神奈川	16,697	1,572	3,003	2,411	3,380	2,711
	12,933,071	1,182,968	2,068,087	1,659,592	2,169,869	1,818,268
	775	753	689	688	642	671
新潟	24,693	2,427	2,476	2,023	2,139	2,425
	20,441,413	1,859,508	1,895,409	1,567,695	1,638,752	1,834,240
	828	766	766	775	766	756
石川	1,177	156	87	83	104	130
	1,132,593	198,219	90,195	72,156	100,884	119,700
	962	1,271	1,037	869	970	921
静岡	534	48	68	56	52	42
	1,187,550	98,700	166,950	132,300	117,075	93,975
	2,224	2,056	2,455	2,363	2,251	2,238
愛知	14,323	2,473	895	1,459	833	664
	9,083,603	1,315,713	584,577	738,486	718,788	644,490
	634	532	653	506	863	971
三重	2,171	344	273	269	203	566
	1,831,158	404,628	321,048	292,278	241,542	355,656
	843	1,176	1,176	1,087	1,190	628
和歌山	3,719	358	259	271	285	481
	6,868,533	737,793	491,169	562,023	546,693	878,661
	1,847	2,061	1,896	2,074	1,918	1,827
山口	90		12		12	24
	141,750		18,900		18,900	37,800
	1,575		1,575		1,575	1,575

単位 上段：数量=kg
 中断：金額=円
 下段：単価=円

9月	10月	11月	12月	1月	2月	3月
	3	1	0			
	28,854	26,460	7,938			
	9,618	26,460	0			
		6				
		18,428				
		3,071				
19,789	18,715	21,530	34,523	14,882	13,332	16,501
16,162,903	15,732,185	16,516,836	39,138,466	12,841,481	11,897,632	15,155,714
817	841	767	1,134	863	892	918
7,979	8,660	9,188	21,684	7,586	6,606	8,411
7,527,292	8,090,195	8,223,721	24,627,783	7,465,280	6,667,258	8,402,230
943	934	895	1,136	984	1,009	999
15	134	97	144	22	45	57
37,170	269,035	184,884	277,200	41,580	88,200	106,260
2,478	2,008	1,906	1,925	1,890	1,960	1,864
5,828	5,992	5,442	4,944	4,580	4,101	4,741
3,213,808	3,470,602	3,141,997	4,152,857	2,540,695	2,343,624	3,195,730
551	579	577	840	555	571	674
262	226	203	315	274	190	231
167,482	74,389	187,695	187,622	71,932	98,705	110,258
639	329	925	596	263	520	477
			11			
			75,684			
			6,880			
					27	36
					23,625	28,274
					875	785
288	167	320	283	270	187	222
181,556	133,329	213,832	175,285	167,776	138,842	180,385
630	798	668	619	621	742	813
119	168	133	141	125	110	123
863,016	713,853	630,525	609,462	714,998	516,705	489,437
7,252	4,249	4,741	4,322	5,720	4,697	3,979
1,930	152	146	1,092	97	53	150
1,172,765	170,236	136,325	2,187,345	142,439	60,907	164,270
608	1,120	934	2,003	1,468	1,149	1,095
2,116	1,704	1,479	3,839	1,315	1,322	1,428
1,584,960	1,311,671	1,191,316	4,413,890	1,032,845	1,008,715	1,102,412
749	770	805	1,150	785	763	772
108	82	81	142	63	67	74
102,480	79,380	77,952	95,277	59,850	64,428	72,072
949	968	962	671	950	962	974
20	34	44	26	44	50	50
35,700	72,975	88,200	42,000	98,175	120,225	121,275
1,785	2,146	2,005	1,615	2,231	2,405	2,426
490	953	3,988	1,290	304	324	650
470,421	606,984	1,785,756	1,209,558	155,358	295,691	557,781
960	637	448	938	511	913	858
336	75	45	60			
166,278	26,208	10,080	13,440			
495	349	224	224			
243	338	299	501	167	217	300
464,205	627,858	506,793	855,477	296,373	375,774	525,714
1,910	1,858	1,695	1,708	1,775	1,732	1,752
12	6		6	6		12
18,900	9,450		9,450	9,450		18,900
1,575	1,575		1,575	1,575		1,575

塩干、加工品

品目別・出荷地	計	4月	5月	6月	7月	8月
かまぼこ	32					16
香川	84,000					16,800
	2,625					1,050
愛媛	458	121	43	14	40	52
	1,494,449	267,414	132,930	73,584	167,454	168,462
	3,263	2,210	3,091	5,256	4,186	3,240
福岡	45					
	26,460					
	588					
長崎	6					
	18,900					
	3,150					
ちくわ	107,297	9,283	9,133	8,388	8,306	9,691
合計	77,461,992	6,152,330	5,833,098	4,964,020	4,806,122	6,670,842
平均単価	722	663	639	592	579	688
福島	811	95	128	30	60	56
	2,512,860	247,380	208,320	78,120	158,235	128,150
	3,098	2,604	1,628	2,604	2,637	2,288
青森	26,064	3,200	3,085	3,035	2,820	2,760
	13,920,256	1,199,835	1,221,885	1,144,392	1,050,146	1,034,145
	534	375	396	377	372	375
宮城	58,736	4,090	4,179	3,265	3,781	5,022
	39,549,225	2,735,327	2,664,562	1,622,066	1,872,345	3,761,451
	673	669	638	497	495	749
新潟	10,551	852	1,047	985	793	1,153
	7,663,512	589,773	782,180	744,530	595,932	816,838
	726	692	747	756	751	708
愛知	10,637	1,014	652	1,039	788	638
	13,019,252	1,321,110	887,922	1,316,322	1,015,434	831,600
	1,224	1,303	1,362	1,267	1,289	1,303
兵庫	204	12	12	12	24	24
	190,512	10,710	10,584	10,710	27,090	21,168
	934	893	882	893	1,129	882
和歌山	294	20	30	22	40	38
	606,375	48,195	57,645	47,880	86,940	77,490
	2,063	2,410	1,922	2,176	2,174	2,039
なると	31,341	1,093	1,095	1,067	1,090	1,098
合計	30,122,646	968,776	928,002	1,041,271	953,690	952,739
平均単価	961	886	847	976	875	868
福島	30,211	1,071	1,082	1,022	927	941
	28,580,825	951,770	921,055	877,199	814,304	841,089
	946	889	851	858	878	894
宮城	798	12	13	14	137	92
	682,564	6,506	6,947	7,832	42,954	22,190
	855	542	534	559	314	241
神奈川	210	10			10	60
	220,185	10,500			10,500	63,000
	1,049	1,050			1,050	1,050
福岡	122			31	16	5
	639,072			156,240	85,932	26,460
	5,238			5,040	5,371	5,292
その他練製品	798,421	73,726	65,548	66,663	62,076	65,853
合計	535,330,514	47,027,551	45,265,411	46,226,340	43,129,654	43,872,547
平均単価	670	638	691	693	695	666
福島	84,539	6,989	6,860	7,099	7,362	8,002
	129,529,490	11,304,693	10,992,296	11,440,502	11,444,671	11,259,162
	1,532	1,617	1,602	1,612	1,555	1,407
北海道	396	45	52	22	27	46
	761,972	95,500	99,960	35,280	48,216	102,480
	1,924	2,122	1,922	1,604	1,786	2,228
青森	1,220	89	66	104	130	141
	2,260,965	172,515	86,310	187,320	233,625	266,175
	1,853	1,938	1,308	1,801	1,797	1,888
岩手	5,707	626	729	776	676	294
	8,093,561	784,120	1,349,914	1,529,380	1,279,650	442,484
	1,418	1,253	1,852	1,971	1,893	1,505

上段：数量=kg
 单位 中断：金額=円
 下段：単価=円

9月	10月	11月	12月	1月	2月	3月
	4	4			8	
	16,800	16,800			33,600	
	4,200	4,200			4,200	
43	20	10	45	29	25	16
156,870	59,220	75,600	206,136	44,730	61,333	80,716
3,648	2,961	7,560	4,581	1,542	2,453	5,045
		45				
		26,460				
		588				
		6				
		18,900				
		3,150				
8,884	10,606	9,121	9,014	8,237	8,233	8,401
7,148,802	7,733,661	7,946,471	6,782,205	6,329,236	6,365,896	6,729,309
805	729	871	752	768	773	801
65	50	77	75	30	95	50
169,260	130,200	729,805	216,510	76,608	242,592	127,680
2,604	2,604	9,478	2,887	2,554	2,554	2,554
1,650	1,650	1,600	2,008	1,413	1,350	1,493
1,209,978	1,228,122	1,185,786	1,491,084	1,049,328	1,001,952	1,103,603
733	744	741	743	743	742	739
5,662	6,947	5,307	5,457	4,854	5,385	4,787
4,284,704	4,326,895	3,844,582	3,691,235	3,361,013	3,735,700	3,649,345
757	623	724	676	692	694	762
798	812	719	891	745	598	1,158
570,982	600,956	527,886	657,175	563,463	446,826	766,971
716	740	734	738	756	747	662
677	1,116	1,340	524	1,173	795	881
854,658	1,398,348	1,555,722	638,316	1,248,584	919,296	1,031,940
1,262	1,253	1,161	1,218	1,064	1,156	1,171
12	12	48	24	12		12
11,340	10,710	44,730	21,420	10,710		11,340
945	893	932	893	893		945
20	19	30	35	10	10	20
47,880	38,430	57,960	66,465	19,530	19,530	38,430
2,394	2,023	1,932	1,899	1,953	1,953	1,922
1,104	1,245	1,528	16,990	1,838	1,588	1,605
1,037,409	1,141,127	1,316,813	17,897,029	1,362,532	1,265,198	1,258,060
940	917	862	1,053	741	797	784
1,070	1,202	1,497	16,433	1,832	1,564	1,570
970,765	1,050,849	1,237,601	17,232,680	1,330,780	1,180,610	1,172,123
907	874	827	1,049	726	755	747
6	2		519			3
3,308	881		590,513			1,433
551	441		1,138			478
20	30	20	30		10	20
21,000	31,185	21,000	31,500		10,500	21,000
1,050	1,040	1,050	1,050		1,050	1,050
8	11	11	8	6	14	12
42,336	58,212	58,212	42,336	31,752	74,088	63,504
5,292	5,292	5,292	5,292	5,292	5,292	5,292
68,021	72,464	68,960	69,354	66,337	58,128	61,291
43,394,084	45,391,962	43,839,874	56,419,564	40,101,685	38,831,032	41,830,810
638	626	636	814	605	668	682
7,656	8,237	7,247	8,049	5,608	5,547	5,883
11,235,155	12,177,690	10,783,568	13,178,387	8,416,204	8,329,590	8,967,572
1,467	1,478	1,488	1,637	1,501	1,502	1,524
36	27	10	101		10	20
47,014	57,624	21,000	191,898		21,000	42,000
1,306	2,134	2,100	1,900		2,100	2,100
121	115	74	164	16	80	120
246,435	219,345	157,710	246,540	36,960	184,800	223,230
2,037	1,907	2,131	1,503	2,310	2,310	1,860
313	390	299	231	214	526	633
355,261	406,331	314,399	250,574	213,393	502,380	665,675
1,135	1,042	1,052	1,085	997	955	1,052

塩干、加工品

品目別・出荷地	計	4月	5月	6月	7月	8月
その他練製品	250,956	21,725	20,710	19,233	20,049	21,960
宮城	141,040,349	11,864,666	10,633,093	10,239,250	10,292,568	11,260,119
	562	546	513	532	513	513
秋田	671	61	33	35	61	109
	513,550	47,876	26,047	34,405	49,145	92,601
	765	785	789	983	806	850
山形	35,947	3,310	2,621	3,239	2,637	2,226
	16,349,502	1,575,858	1,296,537	1,564,769	1,332,428	1,089,302
	455	476	495	483	505	489
茨城	120,427	8,537	8,788	10,093	8,925	10,506
	45,236,006	3,567,378	3,563,791	3,698,374	3,274,253	3,850,208
	376	418	406	366	367	366
栃木	687	106	135	137	31	25
	833,913	106,125	141,131	143,756	39,690	36,213
	1,214	1,001	1,045	1,049	1,280	1,449
群馬	25,526	2,576	2,672	2,674	2,474	2,350
	9,742,912	941,278	965,206	984,823	907,907	890,436
	382	365	361	368	367	379
埼玉	1,991	1,526	152	64	95	55
	1,007,730	600,570	102,857	59,699	69,716	59,220
	506	394	677	933	734	1,077
千葉	42,938	3,515	3,432	3,350	3,214	3,467
	39,711,386	3,270,669	3,277,922	3,083,076	3,051,689	3,306,927
	925	930	955	920	949	954
東京	19,903	2,199	1,893	1,885	1,808	1,225
	18,191,658	2,009,809	1,755,402	1,703,604	1,569,400	1,280,336
	914	914	927	904	868	1,045
神奈川	11,797	1,537	1,096	981	929	899
	5,663,575	792,772	581,744	543,519	511,368	577,097
	480	516	531	554	550	642
新潟	129,847	14,545	9,355	9,535	8,867	8,415
	55,431,204	4,324,430	4,383,382	4,908,832	4,310,231	3,988,015
	427	297	469	515	486	474
福井	11,377	1,349	1,066	1,485	1,024	942
	4,440,525	458,903	394,220	566,439	421,738	368,939
	390	340	370	381	412	392
長野	25	2	1	1	1	2
	444,181	24,255	24,120	12,128	12,128	24,256
	17,767	12,128	24,120	12,128	12,128	12,128
岐阜	575	68	65	62	60	53
	976,091	115,668	108,864	105,462	101,966	90,153
	1,698	1,701	1,675	1,701	1,699	1,701
静岡	5,178	361	373	477	427	474
	8,439,219	612,808	590,867	726,602	711,630	749,237
	1,630	1,698	1,584	1,523	1,667	1,581
愛知	37,552	3,997	4,266	4,090	2,516	3,332
	31,837,036	3,282,441	3,401,578	3,249,386	2,087,242	2,838,629
	848	821	797	794	830	852
三重	4,016	20	469	716	80	751
	2,596,104	29,904	228,480	392,994	51,660	249,711
	646	1,495	487	549	646	333
滋賀	1,559		101	126	30	195
	748,090		52,710	85,932	45,990	99,956
	480		522	682	1,533	513
大阪	72	5	5	7	19	
	665,280	46,200	46,200	64,680	175,560	
	9,240	9,240	9,240	9,240	9,240	
兵庫	219	10	29	24	33	29
	1,034,094	47,250	137,025	112,245	156,870	137,025
	4,722	4,725	4,725	4,677	4,754	4,725
鳥取	19	2			3	2
	384,216	39,564			59,346	39,564
	20,222	19,782			19,782	19,782
島根	429				100	
	529,388				99,288	
	1,234				993	

上段：数量=kg
 单位 中断：金額=円
 下段：単価=円

9月	10月	11月	12月	1月	2月	3月
21,555 11,547,785 536	22,905 12,242,949 535	22,138 12,351,676 558	22,949 17,478,099 762	22,599 12,676,052 561	17,478 10,719,632 613	17,655 9,734,460 551
65 49,597 763	47 38,951 829	47 38,708 824	33 26,108 791	33 24,935 756	55 39,662 721	92 45,515 495
2,398 1,156,477 482	3,036 1,448,387 477	4,134 1,685,358 408	2,408 1,125,044 467	4,240 1,680,444 396	2,536 1,010,857 399	3,162 1,384,041 438
9,921 3,740,970 377	9,785 3,735,009 382	8,619 3,183,976 369	11,303 4,070,487 360	12,148 4,317,742 355	10,718 3,815,858 356	11,084 4,417,960 399
103 144,418 1,402	36 43,061 1,196	69 99,600 1,443	9 23,721 2,636	5 9,639 1,928	7 15,846 2,264	24 30,713 1,280
1,952 764,685 392	1,947 772,938 397	1,700 632,801 372	1,720 690,568 401	1,639 624,739 381	1,872 730,308 390	1,950 837,223 429
6 3,990 665	24 16,800 700	26 27,720 1,066	12 8,820 735	3 1,890 630	16 32,382 2,024	12 24,066 2,006
3,954 3,456,478 874	3,535 3,252,865 920	3,529 3,177,659 900	3,808 3,720,915 977	3,604 3,286,008 912	3,411 3,070,218 900	4,119 3,756,960 912
1,666 1,630,696 979	1,331 1,179,070 886	2,029 1,682,777 829	1,585 1,725,458 1,089	1,197 983,714 822	1,060 915,681 864	2,025 1,755,711 867
879 379,750 432	1,496 569,688 381	797 308,635 387	774 271,767 351	832 304,035 365	1,054 428,030 406	523 395,170 756
12,310 4,347,331 353	13,142 4,151,152 316	12,977 4,263,827 329	10,793 7,269,890 674	10,955 4,386,394 400	9,513 4,566,601 480	9,440 4,531,119 480
647 271,569 420	1,283 308,132 240	639 268,760 421	548 239,105 436	429 160,543 374	1,354 664,471 491	611 317,706 520
4 122,956 30,739	3 73,606 24,535	2 41,581 20,791	3 36,384 12,128	1 12,128 12,128	3 36,383 12,128	2 24,256 12,128
48 81,648 1,701	46 78,246 1,701	30 51,030 1,701	30 51,030 1,701	27 45,927 1,701	36 61,236 1,701	50 84,861 1,697
599 918,064 1,533	398 655,436 1,647	539 866,666 1,608	342 601,905 1,760	340 568,072 1,671	369 637,834 1,729	479 800,098 1,670
2,556 2,030,336 794	3,128 2,585,814 827	3,267 2,718,890 832	3,726 3,461,345 929	1,904 1,626,382 854	2,105 2,046,187 972	2,665 2,508,806 941
583 187,236 321	744 267,183 359	228 151,830 666	136 437,346 3,216	204 150,570 738	34 302,400 8,894	51 146,790 2,878
197 52,185 265	130 67,305 518	210 80,378 383	213 71,064 334	110 51,030 464	26 42,210 1,623	221 99,330 449
8 73,920 9,240		9 83,160 9,240	19 175,560 9,240			
1 4,725 4,725	1 4,725 4,725	32 151,200 4,725	33 155,925 4,725	3 13,861 4,620	4 18,743 4,686	20 94,500 4,725
	2 29,862 14,931	1 19,782 19,782	1 37,842 37,842	4 79,128 19,782	1 19,782 19,782	3 59,346 19,782
5 12,654 2,531	155 185,122 1,194	46 56,675 1,232	40 60,336 1,508	54 74,233 1,375	14 20,630 1,474	15 20,450 1,363

塩干、加工品

品目別・出荷地	計	4月	5月	6月	7月	8月
その他練製品	1,366	148	207	144	212	47
岡山	974,528	122,817	172,861	119,095	173,628	38,493
	713	830	835	827	819	819
広島	1,593	141	177	114	165	123
	3,441,480	305,970	381,780	247,380	358,050	266,910
	2,160	2,170	2,157	2,170	2,170	2,170
山口	27	14		6		
	57,561	29,526		14,175		
	2,132	2,109		2,363		
香川	665	58	58	62	53	49
	1,432,855	117,608	121,779	130,347	112,833	152,019
	2,155	2,028	2,100	2,102	2,129	3,102
愛媛	1,039	156	135	112	67	128
	2,356,610	236,586	327,915	159,936	133,056	280,424
	2,268	1,517	2,429	1,428	1,986	2,191
福岡	158	9	2	10	1	6
	605,483	99,792	21,420	82,950	14,112	36,456
	3,832	11,088	10,710	8,295	14,112	6,076
佃煮・漬物 合計	67,008	5,831	5,990	5,965	5,736	5,634
平均単価	75,158,859	6,089,168	6,143,817	6,213,690	5,857,315	6,003,914
	1,122	1,044	1,026	1,042	1,021	1,066
福島	1,402	47	40	76	40	43
	1,719,606	65,747	56,019	259,495	40,019	46,018
	1,227	1,399	1,400	3,414	1,000	1,070
北海道	10				9	
	57,120				42,000	
	5,712				4,667	
青森	885	58	53	59	140	53
	1,322,811	75,222	72,198	83,349	180,684	63,882
	1,495	1,297	1,362	1,413	1,291	1,205
岩手	457	94	76	68	61	36
	889,766	185,049	148,009	132,100	118,344	69,935
	1,947	1,969	1,947	1,943	1,940	1,943
宮城	1,322	67	108	150	104	182
	4,308,931	332,231	341,732	332,366	347,444	411,503
	3,259	4,959	3,164	2,216	3,341	2,261
山形	882	40	58	63	48	69
	1,272,611	67,494	91,224	96,999	66,738	97,650
	1,443	1,687	1,573	1,540	1,390	1,415
茨城	394	34	15	59	36	27
	741,458	54,338	45,360	136,080	67,200	45,360
	1,882	1,598	3,024	2,306	1,867	1,680
栃木	257	48	18	22	29	44
	267,918	42,084	21,504	21,924	34,356	45,108
	1,042	877	1,195	997	1,185	1,025
埼玉	865	67	84	54	107	85
	1,235,747	99,750	128,940	70,508	154,613	120,750
	1,429	1,489	1,535	1,306	1,445	1,421
千葉	769	69	73	85	61	63
	1,422,517	124,677	142,647	159,121	107,482	109,799
	1,850	1,807	1,954	1,872	1,762	1,743
東京	35,829	3,592	3,482	3,448	3,123	2,905
	39,137,817	3,417,099	3,234,546	3,161,235	2,881,305	2,930,456
	1,092	951	929	917	923	1,009
神奈川	382	21	24	15	6	15
	524,052	29,770	34,023	21,263	8,505	21,263
	1,372	1,418	1,418	1,418	1,418	1,418
新潟	3,577	93	155	187	181	204
	4,003,255	72,957	144,081	226,178	204,302	179,863
	1,119	784	930	1,210	1,129	882
岐阜	10	10				
	3,578	3,578				
	358	358				
静岡	68	4	4	2		4
	79,296	5,292	4,788	2,646		9,996
	1,166	1,323	1,197	1,323		2,499

上段：数量=kg
 单位 中断：金額=円
 下段：単価=円

9月	10月	11月	12月	1月	2月	3月
219	20	56	22	22	99	170
103,572	10,080	27,909	7,623	7,623	64,071	126,756
473	504	498	347	347	647	746
90	135	126	174	33	135	180
195,300	292,950	273,420	377,580	71,610	292,950	377,580
2,170	2,170	2,170	2,170	2,170	2,170	2,098
0						7
0						13,860
0						1,980
36	42	45	98	93	31	40
69,741	79,318	91,476	207,963	157,784	81,522	110,465
1,937	1,889	2,033	2,122	1,697	2,630	2,762
92	233	35	27	18	13	23
153,426	347,508	225,624	189,735	95,823	55,608	150,969
1,668	1,491	6,446	7,027	5,324	4,278	6,564
1	91	0	3	2	21	12
10,710	94,815	2,079	30,545	24,822	104,160	83,622
10,710	1,042	0	10,182	12,411	4,960	6,969
4,566	5,492	5,024	9,087	3,436	4,544	5,703
4,909,869	6,103,446	5,942,877	12,753,506	3,824,141	5,086,100	6,231,016
1,075	1,111	1,183	1,403	1,113	1,119	1,093
69	171	166	244	183	171	152
87,383	164,169	163,866	250,159	166,219	311,259	109,253
1,266	960	987	1,025	908	1,820	719
			1			
			15,120			
			15,120			
42	49	37	112	76	87	119
54,999	65,583	46,116	158,382	135,702	136,458	250,236
1,310	1,338	1,246	1,414	1,786	1,568	2,103
22	16	26	20	6	6	26
42,737	30,716	50,513	38,855	11,604	11,550	50,354
1,943	1,920	1,943	1,943	1,934	1,925	1,937
92	61	191	149	67	66	85
331,860	313,269	526,701	557,503	232,448	256,688	325,186
3,607	5,136	2,758	3,742	3,469	3,889	3,826
42	106	197	110	17	81	51
60,522	164,955	236,502	169,407	31,857	120,824	68,439
1,441	1,556	1,201	1,540	1,874	1,492	1,342
16	52	54	42		43	16
30,240	90,720	90,720	75,600		75,600	30,240
1,890	1,745	1,680	1,800		1,758	1,890
17	12	17	24	14		12
25,284	9,450	25,158	18,900	14,700		9,450
1,487	788	1,480	788	1,050		788
103	79	78	60	36	54	58
147,001	105,000	94,500	89,250	52,185	78,750	94,500
1,427	1,329	1,212	1,488	1,450	1,458	1,629
63	71	57	67	31	57	72
107,743	117,657	107,051	144,130	69,398	101,612	131,200
1,710	1,657	1,878	2,151	2,239	1,783	1,822
2,460	2,425	2,156	4,999	1,901	2,350	2,988
2,567,628	2,896,593	2,809,645	6,971,757	2,234,316	2,634,723	3,398,514
1,044	1,194	1,303	1,395	1,175	1,121	1,137
15	186	15	21	12	21	31
21,265	250,931	21,264	29,769	17,010	29,770	39,219
1,418	1,349	1,418	1,418	1,418	1,418	1,265
238	367	323	971	237	298	323
181,228	193,234	182,726	2,147,494	120,875	178,538	171,779
761	527	566	2,212	510	599	532
2	36	6	4		6	
6,300	28,350	8,316	5,292		8,316	
3,150	788	1,386	1,323		1,386	

塩干、加工品

品目別・出荷地	計	4月	5月	6月	7月	8月
佃煮・漬物	1,459	146	182	66	72	134
愛知	1,565,421	141,404	188,119	82,489	67,274	152,271
	1,073	969	1,034	1,250	934	1,136
三重	16	6	2			
	29,106	9,450	3,276			
	1,819	1,575	1,638			
兵庫	15,348	1,248	1,349	1,372	1,204	1,377
	13,150,434	1,115,919	1,142,426	1,155,231	1,034,519	1,274,889
	857	894	847	842	859	926
岡山	719	73	104	77	50	41
	722,043	88,515	124,173	66,024	58,464	36,288
	1,004	1,213	1,194	857	1,169	885
広島	272	30	30	8	36	21
	449,164	46,305	53,865	12,285	59,062	37,091
	1,651	1,544	1,796	1,536	1,641	1,766
香川	1,857	68	118	124	332	316
	1,952,338	78,687	141,687	147,357	304,574	326,592
	1,051	1,157	1,201	1,188	917	1,034
愛媛	136	16	15	10	25	15
	235,200	33,600	25,200	16,800	42,000	25,200
	1,729	2,100	1,680	1,680	1,680	1,680
福岡	92			20	72	
	68,670			30,240	38,430	
	746			1,512	534	
切身もろみ	50,877	5,312	4,843	5,013	4,595	3,956
合計	48,432,682	4,856,769	4,574,972	4,128,798	4,316,780	4,077,582
平均単価	952	914	945	824	939	1,031
福島	11,793	970	929	812	760	743
	11,571,731	1,063,472	1,056,787	873,261	852,915	869,904
	981	1,096	1,138	1,075	1,122	1,171
北海道	80					
	120,246					
	1,503					
青森	1,668	222	230	90	194	12
	1,195,089	157,878	139,797	80,430	128,604	7,308
	716	711	608	894	663	609
宮城	35,787	3,457	3,517	4,014	3,541	3,183
	34,250,284	3,207,523	3,256,546	3,028,317	3,269,615	3,173,910
	957	928	926	754	923	997
茨城	72			36	20	
	47,082			22,680	9,450	
	654			630	473	
群馬	94					
	38,588					
	411					
東京	895	303	107	41	80	18
	800,214	201,096	84,042	40,320	56,196	26,460
	894	664	785	983	702	1,470
静岡	464	360	60	20		
	372,960	226,800	37,800	83,790		
	804	630	630	4,190		
兵庫	24					
	36,488					
	1,520					
切身粕	91,164	8,733	7,031	6,819	6,938	6,891
合計	90,360,378	8,790,785	7,212,445	7,183,927	7,502,840	7,689,919
平均単価	991	1,007	1,026	1,054	1,081	1,116
福島	9					
	26,566					
	2,952					
青森	1,512	208	197	282	64	42
	757,986	115,269	87,129	99,887	57,015	19,215
	501	554	442	354	891	458
宮城	74,413	7,334	6,023	5,450	5,920	5,879
	77,945,169	7,549,884	6,400,039	6,312,899	6,567,352	6,806,260
	1,047	1,029	1,063	1,158	1,109	1,158

単位 上段：数量=kg
 中断：金額=円
 下段：単価=円

9月	10月	11月	12月	1月	2月	3月
130	126	74	297	26	88	118
145,238	136,459	88,946	316,344	29,873	91,571	125,433
1,117	1,083	1,202	1,065	1,149	1,041	1,063
		4		4		
		8,820		7,560		
		2,205		1,890		
949	1,463	1,378	1,646	744	1,138	1,480
832,461	1,230,600	1,179,507	1,378,188	608,015	968,184	1,230,495
877	841	856	837	817	851	831
41	60	59	97	44	32	41
35,952	55,062	73,857	79,968	47,292	20,832	35,616
877	918	1,252	824	1,075	651	869
18	35	33	33		21	7
29,295	59,115	46,305	63,788		29,295	12,758
1,628	1,689	1,403	1,933		1,395	1,823
247	167	143	180	28	25	109
202,733	174,783	165,564	226,800	28,287	32,130	123,144
821	1,047	1,158	1,260	1,010	1,285	1,130
	10	10	10	10		15
	16,800	16,800	16,800	16,800		25,200
	1,680	1,680	1,680	1,680		1,680
3,779	6,186	3,302	3,111	2,814	3,666	4,300
3,717,813	4,972,333	3,408,708	3,616,505	3,082,633	3,632,569	4,047,220
984	804	1,032	1,162	1,095	991	941
670	3,310	644	691	694	743	827
724,365	2,209,463	714,315	759,897	762,069	800,940	884,343
1,081	668	1,109	1,100	1,098	1,078	1,069
		10	20	24	8	18
		13,860	27,720	45,528	15,750	17,388
		1,386	1,386	1,897	1,969	966
221	80	210	49	99	80	181
161,175	66,276	118,167	35,847	85,155	72,072	142,380
729	828	563	732	860	901	787
2,794	2,666	2,424	2,321	1,890	2,748	3,232
2,676,747	2,625,666	2,545,356	2,747,733	2,081,899	2,667,904	2,969,068
958	985	1,050	1,184	1,102	971	919
8	-8					16
31,710	-31,710					14,952
3,964	3,964					935
24	70					
14,700	23,888					
613	341					
62	60	6	6	107	87	18
109,116	70,560	8,820	8,820	107,982	75,903	10,899
1,760	1,176	1,470	1,470	1,009	872	606
	8	8				8
	8,190	8,190				8,190
	1,024	1,024				1,024
			24			
			36,488			
			1,520			
5,437	7,757	7,782	9,220	7,741	7,569	9,246
6,470,296	6,859,604	6,825,701	9,222,959	6,988,204	7,286,090	8,327,608
1,190	884	877	1,000	903	963	901
			4	5		
			8,086	18,480		
			2,022	3,696		
90	168	271	10	36	54	90
61,110	77,175	161,176	11,025	16,065	19,845	33,075
679	459	595	1,103	446	368	368
4,264	5,596	5,985	8,086	6,682	5,992	7,202
5,509,577	5,608,286	5,791,302	8,251,802	6,194,320	6,112,651	6,840,797
1,292	1,002	968	1,021	927	1,020	950

塩干、加工品

品目別・出荷地	計	4月	5月	6月	7月	8月
切身粕	544	40	50	50	60	60
茨城	896,028	67,200	84,000	84,000	100,800	100,800
	1,647	1,680	1,680	1,680	1,680	1,680
群馬	11,464	727	591	867	676	741
	6,882,363	544,005	438,249	458,577	494,603	528,087
	600	748	742	529	732	713
埼玉	168	28	10	17	18	15
	396,207	54,264	18,753	50,274	41,097	33,516
	2,358	1,938	1,875	2,957	2,283	2,234
千葉	0			19	-19	
	0			16,065	-16,065	
	0			846	846	
東京	783					5
	769,209					10,836
	982					2,167
石川	2,170	380	160	130	215	145
	2,507,667	422,363	184,275	152,775	248,588	182,700
	1,156	1,111	1,152	1,175	1,156	1,260
静岡	30					
	35,438					
	1,181					
兵庫	71	16		4	4	4
	143,745	37,800		9,450	9,450	8,505
	2,025	2,363		2,363	2,363	2,126
切身みりん	130,884	15,725	25,116	16,397	9,753	8,893
合計	94,368,512	10,076,166	10,172,992	9,718,864	8,137,245	8,608,432
平均単価	721	641	405	593	834	968
福島	27,476	2,507	10,759	3,020	1,485	1,840
	13,854,633	1,614,319	1,573,641	1,655,086	1,234,845	1,603,856
	504	644	146	548	832	872
北海道	7,289	1,741	1,252	2,455	29	11
	2,789,038	807,306	594,501	570,593	16,160	21,252
	383	464	475	232	557	1,932
青森	17,440	4,784	6,177	3,638	2,056	26
	5,884,983	1,704,405	1,890,541	1,248,682	715,051	9,576
	337	356	306	343	348	368
宮城	9,558	1,255	1,313	729	780	769
	9,450,236	794,328	820,615	635,618	844,267	900,537
	989	633	625	872	1,082	1,171
茨城	27,571	2,305	2,534	3,435	2,684	3,068
	17,267,048	1,345,212	1,527,391	1,790,260	1,716,268	2,208,756
	626	584	603	521	639	720
千葉	14,118	598	547	540	248	763
	8,420,791	425,376	409,500	379,008	305,928	626,244
	596	711	749	702	1,234	821
東京	222			97	64	
	176,955			76,818	62,861	
	797			792	982	
静岡	19,310	1,717	1,747	1,741	1,720	1,759
	27,303,519	2,411,672	2,454,265	2,510,997	2,436,578	2,485,686
	1,414	1,405	1,405	1,442	1,417	1,413
山口	7,676	792	739	663	667	618
	8,990,414	918,528	857,178	776,412	782,187	726,800
	1,171	1,160	1,160	1,171	1,173	1,176
愛媛	68	26	12	19	8	3
	145,845	55,020	25,200	42,000	16,800	6,825
	2,145	2,116	2,100	2,211	2,100	2,275
福岡	156		36	60	12	36
	85,050		20,160	33,390	6,300	18,900
	545		560	557	525	525
切身しょうが	7,959	664	680	766	485	553
合計	6,548,415	542,463	581,796	521,717	480,438	482,320
平均単価	823	817	856	681	991	872
福島	4,652	382	443	556	366	324
	3,863,706	321,678	385,182	338,639	334,719	291,123
	831	842	869	609	915	899

上段：数量=kg
 单位 中断：金額=円
 下段：単価=円

9月	10月	11月	12月	1月	2月	3月
10	90	40	70	10	20	44
16,800	151,200	67,200	117,600	16,800	33,600	56,028
1,680	1,680	1,680	1,680	1,680	1,680	1,273
911	1,607	1,306	831	799	1,012	1,396
677,187	672,966	573,300	547,470	508,872	607,016	832,031
743	419	439	659	637	600	596
13	6	17	18	5	7	14
26,334	16,758	41,097	48,678	11,172	15,162	39,102
2,026	2,793	2,417	2,704	2,234	2,166	2,793
				89	369	320
				90,720	366,828	300,825
				1,019	994	940
145	275	140	185	115	110	170
169,838	307,389	160,913	213,413	131,775	121,538	212,100
1,171	1,118	1,149	1,154	1,146	1,105	1,248
	6	18	6			
	6,930	21,263	7,245			
	1,155	1,181	1,208			
4	9	5	10		5	10
9,450	18,900	9,450	17,640		9,450	13,650
2,363	2,100	1,890	1,764		1,890	1,365
6,290	7,966	10,717	7,731	6,573	6,922	8,801
6,084,863	6,481,783	7,688,842	7,164,734	6,066,324	6,376,023	7,792,244
967	814	717	927	923	921	885
1,292	1,469	1,434	1,153	922	940	655
1,022,240	960,548	818,629	1,102,380	827,132	842,589	599,368
791	654	571	956	897	896	915
	60	1,611	119		11	
	26,145	665,784	66,045		21,252	
	436	413	555		1,932	
113	13	92	24	221	176	120
49,644	30,870	42,210	7,560	71,521	62,003	52,920
439	2,375	459	315	324	352	441
664	719	601	499	594	783	852
782,434	804,605	651,465	553,802	701,453	943,856	1,017,256
1,178	1,119	1,084	1,110	1,181	1,205	1,194
1,448	2,487	3,500	2,635	1,502	943	1,030
1,109,044	1,267,047	1,978,092	1,833,666	924,282	733,127	833,903
766	509	565	696	615	777	810
789	1,184	1,546	1,000	1,170	1,949	3,784
469,053	674,506	886,590	528,964	633,455	963,786	2,118,381
594	570	573	529	541	495	560
36			25			
29,138			8,138			
809			326			
1,408	1,495	1,344	1,587	1,566	1,514	1,712
1,992,743	2,078,108	1,957,545	2,250,912	2,202,377	2,095,746	2,426,890
1,415	1,390	1,457	1,418	1,406	1,384	1,418
528	539	589	689	598	606	648
624,267	639,954	688,527	813,267	706,104	713,664	743,526
1,182	1,187	1,169	1,180	1,181	1,178	1,147
12						
6,300						
525						
610	743	558	701	572	757	870
547,775	644,105	489,324	558,509	460,459	571,969	667,540
898	867	877	797	805	756	767
327	289	314	280	333	474	564
304,933	268,330	278,410	259,888	286,537	367,681	426,586
933	928	887	928	860	776	756

塩干、加工品

品目別・出荷地	計	4月	5月	6月	7月	8月
切身しょうが	2,948	204	112	138	113	219
青森	2,447,430	183,006	117,150	143,703	133,434	182,545
	830	897	1,046	1,041	1,181	834
宮城	346	78	124	66		10
	214,599	37,779	73,164	35,280		8,652
	620	484	590	535		865
千葉	0			6	-6	
	0			4,095	4,095	
	0			683	683	
東京	12				12	
	16,380				16,380	
	1,365				1,365	
静岡	1		1			
	6,300		6,300			
	6,300		6,300			
その他切身	196,824	16,335	15,224	14,857	25,467	13,595
合計	153,109,121	11,915,416	11,765,879	10,711,338	11,101,323	12,325,169
平均単価	778	729	773	721	436	907
福島	21,977	178	699	719	13,726	630
	16,975,661	257,655	1,325,051	578,212	406,204	682,001
	772	1,448	1,896	804	30	1,083
北海道	1,614	141	430	334	250	20
	1,924,994	110,067	115,080	222,863	123,166	74,340
	1,193	781	268	667	493	3,717
青森	13,991	1,363	1,103	1,707	1,282	1,258
	11,806,801	951,384	938,766	1,050,813	1,115,626	988,080
	844	698	851	616	870	785
宮城	76,031	3,671	3,124	3,480	3,774	4,306
	61,159,223	3,696,037	3,104,993	2,980,280	4,132,510	4,528,804
	804	1,007	994	856	1,095	1,052
茨城	51,260	7,139	6,403	5,235	3,617	4,508
	39,816,490	4,443,757	4,070,665	3,780,414	3,285,828	3,914,236
	777	622	636	722	908	868
埼玉	3					
	6,300					
	2,100					
千葉	26,840	3,380	2,696	3,228	2,435	2,707
	14,643,375	1,752,009	1,407,966	1,677,859	1,296,750	1,506,414
	546	518	522	520	533	556
東京	1,281	364	258	43	74	82
	3,815,356	517,906	401,584	232,607	315,378	505,974
	2,978	1,423	1,557	5,409	4,262	6,170
神奈川	147	20	8	19	10	14
	199,836	25,729	10,292	25,517	15,436	18,010
	1,359	1,286	1,287	1,343	1,544	1,286
新潟	400		400			
	231,000		231,000			
	578		578			
静岡	2,498	36	14	38	248	40
	1,467,264	45,876	19,110	45,204	304,291	49,350
	587	1,274	1,365	1,190	1,227	1,234
愛知	300	26	40	31	42	30
	658,098	43,596	72,072	70,056	79,884	57,960
	2,194	1,677	1,802	2,260	1,902	1,932
大阪	65		36	22	7	
	65,888		27,825	31,763	6,300	
	1,014		773	1,444	900	
兵庫	13	3	7	1	2	
	91,350	29,925	25,725	15,750	19,950	
	7,027	9,975	3,675	15,750	9,975	
山口	20	14	6			
	57,225	41,475	15,750			
	2,861	2,963	2,625			
福岡	384					
	190,260					
	495					

上段：数量=kg
 单位 中断：金額=円
 下段：単価=円

9月	10月	11月	12月	1月	2月	3月
283	436	214	409	239	277	304
242,842	364,498	176,117	290,431	173,922	200,193	239,589
858	836	823	710	728	723	788
	18	30	12		6	2
	11,277	34,797	8,190		4,095	1,365
	627	1,160	683		683	683
11,824	16,278	15,533	18,754	15,672	17,846	15,439
9,609,598	12,209,400	16,479,737	16,797,005	12,307,635	12,523,888	15,362,733
813	750	1,061	896	785	702	995
543	730	1,091	551	690	747	1,673
575,651	806,839	3,946,533	888,759	1,357,900	709,491	5,441,365
1,060	1,105	3,617	1,613	1,968	950	3,252
7	93	46	72	93	100	28
15,960	422,835	105,840	328,073	155,610	135,660	115,500
2,280	4,547	2,301	4,557	1,673	1,357	4,125
1,287	1,172	963	1,562	823	571	900
933,533	1,004,893	889,236	1,520,240	731,282	691,599	991,349
725	857	923	973	889	1,211	1,101
4,038	7,509	8,582	10,528	9,514	9,882	7,623
3,776,144	5,212,127	7,386,858	8,749,144	6,462,203	6,453,830	4,676,293
935	694	861	831	679	653	613
3,823	3,746	3,018	3,940	3,198	3,312	3,321
2,768,367	2,881,577	2,815,648	3,566,360	2,680,800	2,854,157	2,754,681
724	769	933	905	838	862	829
			3			
			6,300			
			2,100			
1,891	2,923	1,661	1,806	1,250	1,248	1,615
1,075,725	1,517,103	990,192	1,231,535	668,367	653,688	865,767
569	519	596	682	535	524	536
129	49	121	50	38	28	45
357,000	296,983	270,123	331,065	178,076	167,139	241,521
2,767	6,061	2,232	6,621	4,686	5,969	5,367
14	10	8	10	13	10	11
18,010	12,863	10,291	12,863	22,682	12,864	15,279
1,286	1,286	1,286	1,286	1,745	1,286	1,389
				48	1,920	154
				33,075	786,240	184,118
				689	410	1,196
20	10	31	28	5	16	21
51,408	35,280	58,716	54,306	17,640	52,920	64,260
2,570	3,528	1,894	1,940	3,528	3,308	3,060
72	36	12	204		12	48
37,800	18,900	6,300	108,360		6,300	12,600
525	525	525	531		525	263

塩干、加工品

品目別・出荷地	計	4月	5月	6月	7月	8月
生珍味	202,259	18,696	16,325	17,869	19,568	21,993
合計	294,210,553	33,098,581	23,200,689	30,004,053	30,356,011	27,805,648
平均単価	1,455	1,770	1,421	1,679	1,551	1,264
福島	11,201 46,787,264 4,177	1,059 10,553,344 9,965	268 1,274,735 4,756	872 7,719,436 8,853	569 6,099,614 10,720	539 2,990,486 5,548
北海道	10,645 18,112,740 1,702	654 1,254,021 1,917	435 678,318 1,559	599 1,148,376 1,917	941 1,396,578 1,484	1,882 1,461,062 776
青森	4,843 4,570,055 944	532 390,547 734	580 453,143 781	614 579,317 944	576 1,289,463 2,239	331 230,241 696
岩手	2,689 1,935,437 720	90 129,124 1,435	68 82,833 1,218	80 96,155 1,202	107 153,426 1,434	161 120,347 747
宮城	83,262 105,683,796 1,269	8,419 9,649,355 1,146	8,523 12,128,769 1,423	8,685 11,019,917 1,269	9,025 11,041,632 1,223	9,785 11,511,776 1,176
茨城	19,651 21,951,210 1,117	2,025 2,125,516 1,050	1,847 1,988,070 1,076	1,755 1,870,901 1,066	1,747 1,744,470 999	2,473 2,506,246 1,013
群馬	2,025 1,558,342 770	137 86,296 630	147 98,188 668	183 146,222 799	241 208,980 867	160 122,634 766
埼玉	4,817 4,763,535 989	124 249,690 2,014	170 272,937 1,606	608 462,378 760	589 469,938 798	528 551,040 1,044
千葉	444 2,177,406 4,904	20 162,288 8,114	42 200,508 4,774	26 97,524 3,751	37 184,842 4,996	13 151,200 11,631
東京	35,270 48,683,527 1,380	3,470 5,408,350 1,559	2,116 3,276,731 1,549	2,372 3,948,112 1,664	3,525 4,812,010 1,365	3,496 4,732,469 1,354
神奈川	5,601 9,188,628 1,641	525 969,952 1,848	486 721,439 1,484	379 715,349 1,887	360 603,958 1,678	590 1,015,094 1,720
新潟	13,557 16,960,432 1,251	1,004 1,208,572 1,204	923 1,097,164 1,189	884 1,061,789 1,201	1,126 1,316,629 1,169	1,167 1,351,082 1,158
富山	80 137,151 1,714	10 17,640 1,764	20 31,311 1,566	10 17,640 1,764		10 17,640 1,764
山梨	2,148 3,164,109 1,473	186 232,596 1,251	162 180,852 1,116	138 161,376 1,169	164 213,675 1,303	222 252,284 1,136
静岡	8 11,340 1,418				4 5,292 1,323	
愛知	268 597,681 2,230	19 54,180 2,852	93 174,405 1,875	9 27,090 3,010	35 69,426 1,984	33 60,690 1,839
三重	146 387,009 2,651	8 21,840 2,730	16 43,680 2,730	8 21,840 2,730	8 21,840 2,730	16 43,680 2,730
大阪	20 25,200 1,260				20 25,200 1,260	
兵庫	3,224 3,856,335 1,196	290 354,102 1,221	363 366,828 1,011	271 330,057 1,218	272 349,041 1,283	375 415,800 1,109
鳥取	18 31,626 1,757					
岡山	57 203,280 3,566		6 20,160 3,360	6 20,160 3,360	6 20,160 3,360	

上段：数量=kg
 单位 中断：金額=円
 下段：単価=円

9月	10月	11月	12月	1月	2月	3月
14,229	16,010	15,589	21,246	10,464	12,463	17,807
17,755,172	27,858,976	19,046,121	30,508,866	13,262,829	16,087,339	25,226,268
1,248	1,740	1,222	1,436	1,267	1,291	1,417
227	1,760	994	1,022	595	1,319	1,977
213,192	7,463,191	900,333	1,170,410	705,341	1,609,901	6,087,281
939	4,240	906	1,145	1,185	1,221	3,079
789	644	937	1,918	541	720	585
1,495,962	1,286,585	1,758,794	4,146,762	979,608	1,357,577	1,149,097
1,896	1,998	1,877	2,162	1,811	1,886	1,964
360	320	312	330	267	309	312
263,804	247,292	220,508	236,198	194,864	227,118	237,560
733	773	707	716	730	735	761
548	612	314	216	194	96	203
234,650	359,049	229,346	164,275	162,490	68,544	135,198
428	587	730	761	838	714	666
6,031	5,254	5,679	7,011	3,938	4,123	6,789
7,330,798	8,928,789	6,751,714	8,844,055	4,880,329	5,695,480	7,901,182
1,216	1,699	1,189	1,261	1,239	1,381	1,164
1,444	1,528	1,363	1,729	1,009	1,277	1,454
1,675,706	1,726,410	1,676,546	2,158,013	1,251,810	1,525,346	1,702,176
1,160	1,130	1,230	1,248	1,241	1,194	1,171
143	192	163	107	149	183	220
108,272	164,618	163,027	102,856	96,243	119,697	141,309
757	857	1,000	961	646	654	642
386	422	550	591	347	276	226
333,858	402,696	463,764	694,764	351,750	268,800	241,920
865	954	843	1,176	1,014	974	1,070
11	52	18	69	38	19	99
90,720	210,168	151,200	352,170	106,512	113,400	356,874
8,247	4,042	8,400	5,104	2,803	5,968	3,605
2,356	2,948	2,437	3,587	2,159	2,633	4,171
3,407,487	3,946,050	3,205,158	4,992,707	2,837,746	3,139,047	4,977,660
1,446	1,339	1,315	1,392	1,314	1,192	1,193
463	463	782	584	176	434	359
778,507	786,717	848,066	1,234,144	356,905	603,488	555,009
1,681	1,699	1,084	2,113	2,028	1,391	1,546
833	1,025	1,253	3,127	694	626	895
918,498	1,265,421	1,605,726	4,505,175	863,905	732,100	1,034,371
1,103	1,235	1,282	1,441	1,245	1,169	1,156
	10		10			10
	17,640		17,640			17,640
	1,764		1,764			1,764
164	164	241	293	96	152	166
217,686	181,524	288,787	977,949	107,982	167,160	182,238
1,327	1,107	1,198	3,338	1,125	1,100	1,098
				4		
				6,048		
				1,512		
16	10	16	18		9	10
22,680	42,840	22,260	54,180		27,090	42,840
1,418	4,284	1,391	3,010		3,010	4,284
16	8	16	22	13	12	3
43,680	21,840	43,680	48,384	36,015	32,340	8,190
2,730	2,730	2,730	2,199	2,770	2,695	2,730
217	246	221	432	156	154	227
265,461	323,211	280,077	505,932	202,587	188,748	274,491
1,223	1,314	1,267	1,171	1,299	1,226	1,209
			8			10
			14,175			17,451
			1,772			1,745
6	6	6	6	6	6	3
20,160	20,160	20,160	20,160	20,160	21,840	20,160
3,360	3,360	3,360	3,360	3,360	3,640	6,720

塩干、加工品

品目別・出荷地	計	4月	5月	6月	7月	8月
生珍味	5			5		
広島	33,600 6,720			33,600 6,720		
山口	1,497 2,149,760 1,436	76 135,408 1,782	60 110,618 1,844	246 275,612 1,120	169 179,214 1,060	126 207,449 1,646
香川	16 16,800 1,050			16 16,800 1,050		
愛媛	693 996,650 1,438	48 95,760 1,995		73 118,482 1,623	21 37,433 1,783	96 117,348 1,222
福岡	40 142,380 3,560	0 0 0		20 97,020 4,851	20 81,270 4,064	-10 -52,920 5,292
長崎	10 18,900 1,890			10 18,900 1,890		
熊本	24 66,360 2,765				6 31,920 5,320	
干珍味 合計	37,623 76,997,430 2,047	3,507 7,494,298 2,137	2,884 5,665,598 1,964	3,023 6,214,681 2,056	3,553 6,901,338 1,942	4,437 8,331,217 1,878
平均単価	635	38	110	45	46	29
北海道	1,589,708 2,503	156,515 4,119	154,026 1,400	173,168 3,848	156,673 3,406	130,127 4,487
青森	5,161 10,143,199 1,965	479 1,041,865 2,175	466 864,362 1,855	391 824,682 2,109	486 1,023,805 2,107	523 989,901 1,893
岩手	3 4,463 1,488					
宮城	6,199 13,804,685 2,227	705 1,478,547 2,097	462 967,507 2,094	483 1,143,646 2,368	551 1,147,455 2,082	668 1,128,002 1,689
茨城	594 1,071,365 1,804	32 42,000 1,313	68 141,016 2,074	48 88,463 1,843	34 75,758 2,228	57 125,360 2,199
群馬	295 557,732 1,891	43 78,331 1,822	29 55,351 1,909	32 61,784 1,931	20 41,112 2,056	16 34,493 2,156
埼玉	11,040 24,862,627 2,252	1,100 2,522,037 2,293	835 1,841,890 2,206	802 2,122,890 2,647	995 2,367,624 2,380	1,225 2,861,313 2,336
東京	3,572 3,856,488 1,080	327 393,520 1,203	266 348,265 1,309	425 350,733 825	369 339,557 920	317 358,580 1,131
神奈川	66 93,560 1,418	9 12,758 1,418		12 17,010 1,418	9 12,759 1,418	15 21,265 1,418
新潟	1,965 1,834,770 934	257 187,425 729	220 155,820 708	215 165,270 769	389 205,275 528	432 215,040 498
石川	1,121 2,211,563 1,973	4 23,940 5,985	4 23,940 5,985	4 23,940 5,985	97 138,390 1,427	366 757,365 2,069
福井	434 1,766,730 4,071	58 221,340 3,816	32 143,220 4,476	35 149,100 4,260	32 130,200 4,069	32 122,850 3,839
静岡	2,856 7,033,259 2,463	202 550,431 2,725	208 509,859 2,451	358 663,096 1,852	272 698,166 2,567	222 527,520 2,376
愛知	602 916,776 1,523	46 73,332 1,594	40 72,576 1,814	40 61,488 1,537	48 73,080 1,523	102 177,408 1,739

単位 上段：数量=kg
 中断：金額=円
 下段：単価=円

9月	10月	11月	12月	1月	2月	3月
182	177	116	76	82	103	84
247,342	266,598	204,434	119,187	102,534	165,723	135,641
1,359	1,506	1,762	1,568	1,250	1,609	1,615
30	164	171	74		12	4
59,430	190,806	212,541	132,930		23,940	7,980
1,981	1,163	1,243	1,796		1,995	1,995
5	5					
9,639	7,371					
1,928	1,474					
2			16			
17,640			16,800			
8,820			1,050			
3,144	3,128	3,298	3,971	1,862	1,942	2,874
6,359,383	6,505,151	6,833,623	8,537,752	3,652,385	4,403,726	6,098,278
2,023	2,080	2,072	2,150	1,962	2,268	2,122
58	50	52	50	48	18	91
101,400	102,408	132,144	116,898	122,663	39,124	204,562
1,748	2,048	2,541	2,338	2,555	2,174	2,248
433	476	434	474	277	312	410
826,678	868,176	885,940	1,041,866	418,038	642,414	715,472
1,909	1,824	2,041	2,198	1,509	2,059	1,745
		3				
		4,463				
		1,488				
486	516	443	582	283	386	634
1,095,111	1,181,315	1,116,168	1,325,693	802,930	1,033,709	1,384,602
2,253	2,289	2,520	2,278	2,837	2,678	2,184
35	57	99	48	35	36	45
56,910	97,073	160,810	100,959	66,780	40,478	75,758
1,626	1,703	1,624	2,103	1,908	1,124	1,684
16	17	68	15	18	9	12
38,160	43,005	64,418	36,840	44,435	25,612	34,191
2,385	2,530	947	2,456	2,469	2,846	2,849
998	1,001	1,083	1,431	332	467	771
2,095,863	2,191,812	2,340,639	2,923,968	781,725	1,079,442	1,733,424
2,100	2,190	2,161	2,043	2,355	2,311	2,248
221	314	354	366	256	129	228
245,916	340,984	319,869	526,617	201,762	146,636	284,049
1,113	1,086	904	1,439	788	1,137	1,246
6			15			
8,505			21,263			
1,418			1,418			
73	44	34	60	25	58	158
144,690	141,330	74,550	180,390	61,950	119,280	183,750
1,982	3,212	2,193	3,007	2,478	2,057	1,163
155	46	55	149	170	57	14
282,450	115,080	88,043	229,005	304,500	169,470	55,440
1,822	2,502	1,601	1,537	1,791	2,973	3,960
22	44	35	73	10	35	26
107,940	154,560	163,380	267,750	40,320	147,420	118,650
4,906	3,513	4,668	3,668	4,032	4,212	4,563
231	253	320	354	86	168	182
594,132	627,711	767,918	893,046	248,157	453,537	499,686
2,572	2,481	2,400	2,523	2,886	2,700	2,746
60	52	62	55	31	30	36
92,232	79,380	79,884	67,536	42,336	36,036	61,488
1,537	1,527	1,288	1,228	1,366	1,201	1,708

塩干、加工品

品目別・出荷地	計	4月	5月	6月	7月	8月
干珍味	1	1		0	0	0
大阪	76,755	44,100		18,144	945	11,466
	76,755	44,100		0	0	0
兵庫	1,107	55	23	24	36	230
	4,115,894	339,192	162,751	192,969	247,506	531,461
	3,718	6,167	7,076	8,040	6,875	2,311
岡山	1,114	77	82	81	53	113
	1,699,975	175,560	112,560	107,688	79,758	190,386
	1,526	2,280	1,373	1,329	1,505	1,685
広島	588	48	30	18	80	76
	856,800	84,000	78,750	36,750	105,000	99,750
	1,457	1,750	2,625	2,042	1,313	1,313
山口	11					
	19,971					
	1,816					
愛媛	113	22	5	10	10	10
	176,820	37,905	8,505	13,860	15,435	17,010
	1,565	1,723	1,701	1,386	1,544	1,701
福岡	92				10	
	84,420				28,350	
	918				2,835	
熊本	54	4	4		16	4
	219,870	31,500	25,200		14,490	31,920
	4,072	7,875	6,300		906	7,980
たこ類 合計 平均単価	20,853	409	485	568	2,007	2,856
	22,446,007	560,942	628,232	638,190	1,644,744	2,342,103
	1,076	1,371	1,295	1,124	820	820
福島	15,063	304	394	354	1,906	2,779
	14,687,754	434,228	528,886	493,920	1,495,518	2,269,275
	975	1,428	1,342	1,395	785	817
北海道	1,317		8		10	
	2,256,236		5,985		14,700	
	1,713		748		1,470	
青森	941	56	18	178	59	31
	921,071	68,019	8,127	118,440	77,826	11,088
	979	1,215	452	665	1,319	358
宮城	3,199		8	24		
	4,064,268		20,449	12,600		
	1,270		2,556	525		
茨城	129	10	20		8	40
	208,083	10,080	16,380		10,080	50,400
	1,613	1,008	819		1,260	1,260
群馬	6					
	6,300					
	1,050					
千葉	15		15			
	23,310		23,310			
	1,554		1,554			
東京	177	39	22	12	24	6
	271,425	48,615	25,095	13,230	46,620	11,340
	1,533	1,247	1,141	1,103	1,943	1,890
愛知	6					
	7,560					
	1,260					
塩から 合計 平均単価	149,602	14,070	12,590	12,031	11,024	13,588
	170,540,732	15,809,517	14,811,162	13,621,545	13,403,145	16,831,544
	1,140	1,124	1,176	1,132	1,216	1,239
福島	3,502	402	270	302	283	430
	3,926,143	436,254	317,940	348,667	335,202	455,910
	1,121	1,085	1,178	1,155	1,184	1,060
北海道	3,848	426	641	439	177	237
	3,935,793	412,734	532,657	383,544	210,189	352,742
	1,023	969	831	874	1,188	1,488
青森	11,196	1,516	1,181	943	771	1,000
	6,388,343	665,601	602,270	427,413	447,510	664,587
	571	439	510	453	580	665

上段：数量=kg
 单位 中断：金額=円
 下段：単価=円

9月	10月	11月	12月	1月	2月	3月
0						
2,100						
0						
148	129	108	74	49	147	84
374,871	366,807	433,566	460,488	226,359	338,898	441,026
2,533	2,843	4,015	6,223	4,620	2,305	5,250
117	71	64	159	121	54	122
178,920	101,430	76,650	239,173	160,860	84,420	192,570
1,529	1,429	1,198	1,504	1,329	1,563	1,578
80	44	56	48	28	36	44
105,000	57,750	69,300	63,000	36,750	47,250	73,500
1,313	1,313	1,238	1,313	1,313	1,313	1,670
		11				
		19,971				
		1,816				
5	10	11	10	5		15
8,505	17,010	17,010	13,860	6,930		20,790
1,701	1,701	1,546	1,386	1,386		1,386
				82		
				56,070		
				684		
	4	6	8	6		2
	19,320	18,900	29,400	29,820		19,320
	4,830	3,150	3,675	4,970		9,660
1,706	1,624	1,257	7,237	1,017	668	1,019
1,349,974	1,271,531	1,063,114	10,508,532	849,249	546,355	1,043,041
791	783	846	1,452	835	818	1,024
1,688	1,529	1,162	2,459	991	656	841
1,336,870	1,197,275	962,965	3,864,362	820,395	540,811	743,249
792	783	829	1,572	828	824	884
			1,275	4		20
			2,209,931	15,120		10,500
			1,733	3,780		525
12	43	77	391	17	12	47
5,544	44,016	93,219	457,685	8,694	5,544	22,869
462	1,024	1,211	1,171	511	462	487
	46	18	2,993	5		105
	20,160	6,930	3,738,966	5,040		260,123
	438	385	1,249	1,008		2,477
			51			
			121,143			
			2,375			
						6
						6,300
						1,050
	6		68			
	10,080		116,445			
	1,680		1,712			
6						
7,560						
1,260						
15,297	12,208	12,427	15,398	9,121	10,034	11,814
13,313,243	13,652,575	14,593,318	18,160,547	10,816,655	11,685,177	13,842,304
870	1,118	1,174	1,179	1,186	1,165	1,172
280	295	240	645	170	25	160
330,834	324,618	304,500	658,980	170,394	55,692	187,152
1,182	1,100	1,269	1,022	1,002	2,228	1,170
403	224	337	515	68	145	236
410,639	208,409	399,021	554,181	93,177	117,369	261,131
1,019	930	1,184	1,076	1,370	809	1,106
1,004	1,122	891	936	883	509	440
578,907	561,813	616,833	672,231	508,410	347,655	295,113
577	501	692	718	576	683	671

塩干、加工品

品目別・出荷地	計	4月	5月	6月	7月	8月
塩から	448	73	75	40	50	36
岩手	1,483,860	243,600	238,140	133,980	169,680	136,920
	3,312	3,337	3,175	3,350	3,394	3,803
宮城	114,070	10,184	8,922	8,897	8,220	10,214
	133,852,710	12,184,218	11,279,208	10,487,297	10,386,334	13,036,055
	1,173	1,196	1,264	1,179	1,264	1,276
茨城	293		9		15	
	237,628		11,718		9,450	
	811		1,302		630	
千葉	16	3				4
	22,680	5,544				5,796
	1,418	1,848				1,449
東京	4,226	447	472	339	426	327
	3,680,407	392,969	377,559	293,118	359,279	293,354
	871	879	800	865	843	897
神奈川	5,243	440	387	420	457	612
	9,414,171	818,374	767,826	815,844	793,572	1,059,746
	1,796	1,860	1,984	1,942	1,736	1,732
新潟	92	8	8	13	8	
	90,468	7,560	7,560	12,600	7,560	
	983	945	945	969	945	
静岡	5,429	459	563	513	519	588
	5,679,555	480,459	591,276	533,778	540,078	617,715
	1,046	1,047	1,050	1,041	1,041	1,051
大阪	3	3				
	7,560	7,560				
	2,520	2,520				
兵庫	1,217	109	62	123	96	138
	1,778,049	154,644	85,008	180,789	139,776	204,204
	1,461	1,419	1,371	1,470	1,456	1,480
鳥取	5					
	11,970					
	2,394					
山口	4					
	8,820					
	2,205					
愛媛	10			2	2	2
	22,575			4,515	4,515	4,515
	2,258			2,258	2,258	2,258
昆布・わかめ 合計	243,048	23,412	20,116	21,650	21,947	22,543
平均単価	163,510,625	15,161,706	12,386,669	13,675,422	13,387,173	14,923,275
	673	648	616	632	610	662
福島	41,153	3,716	2,989	3,641	4,279	3,021
	26,427,636	2,341,043	1,845,955	2,073,346	2,073,944	1,992,216
	642	630	618	569	485	659
北海道	5,678	532	325	389	409	492
	12,346,607	1,194,208	674,112	781,474	889,893	993,784
	2,174	2,245	2,074	2,009	2,176	2,020
青森	76	2	3	12		3
	130,830	4,200	6,300	18,690		6,300
	1,721	2,100	2,100	1,558		2,100
岩手	4,614	366	353	314	391	463
	3,145,708	290,903	250,005	222,600	282,345	348,810
	682	795	708	709	722	753
宮城	103,067	9,655	8,389	9,188	8,906	11,137
	74,475,435	6,954,080	5,842,910	6,569,476	6,301,906	8,053,471
	723	720	696	715	708	723
茨城	3					
	6,048					
	2,016					
栃木	545	38	45	57	39	80
	444,465	35,280	44,100	57,015	39,690	65,520
	816	928	980	1,000	1,018	819
群馬	67,821	7,232	6,304	6,276	6,050	5,740
	32,642,264	3,049,118	2,633,511	2,659,347	2,626,533	2,449,618
	481	422	418	424	434	427

単位 上段：数量=kg
 中断：金額=円
 下段：単価=円

9月	10月	11月	12月	1月	2月	3月
36	16	31	38	12	19	22
115,080	46,620	101,220	115,080	35,700	68,460	79,380
3,197	2,914	3,265	3,028	2,975	3,603	3,608
12,403	9,358	9,586	11,578	7,060	8,118	9,530
10,265,655	10,990,946	11,425,159	14,115,447	8,844,567	9,588,220	11,249,604
828	1,174	1,192	1,219	1,253	1,181	1,180
			94	22	73	80
			47,817	35,532	65,524	67,587
			509	1,615	898	845
	9					
	11,340					
	1,260					
280	300	314	357	275	305	384
253,859	273,452	306,338	300,983	232,177	273,630	323,689
907	912	976	843	844	897	843
323	335	434	595	341	446	453
705,085	619,216	764,908	979,875	580,354	720,697	788,674
2,183	1,848	1,762	1,647	1,702	1,616	1,741
16	15	8		8	8	
15,120	17,388	7,560		7,560	7,560	
945	1,159	945		945	945	
429	431	430	524	246	314	413
450,765	449,085	446,040	541,233	256,368	335,538	437,220
1,051	1,042	1,037	1,033	1,042	1,069	1,059
121	103	154	116	36	72	87
182,784	149,688	217,224	174,720	52,416	104,832	131,964
1,511	1,453	1,411	1,506	1,456	1,456	1,517
						5
						11,970
						2,394
						4
						8,820
						2,205
2		2				
4,515		4,515				
2,258		2,258				
17,584	18,173	18,268	26,171	12,424	17,261	23,499
12,018,632	13,180,492	14,141,516	23,029,372	7,739,756	10,184,999	13,681,613
683	725	774	880	623	590	582
3,218	3,512	3,068	3,615	3,113	3,365	3,616
2,510,931	2,212,690	2,030,704	2,944,026	1,971,378	2,132,558	2,298,845
780	630	662	814	633	634	636
407	542	821	1,026	205	266	264
850,652	1,189,033	1,778,733	2,311,713	503,244	582,279	597,482
2,090	2,194	2,167	2,253	2,455	2,189	2,263
	20	22	14			
	35,910	36,750	22,680			
	1,796	1,670	1,620			
304	369	426	837	178	258	355
183,383	253,313	247,066	521,913	144,165	195,405	205,800
603	686	580	624	810	757	580
7,418	7,580	7,715	13,965	4,077	5,882	9,155
5,253,361	5,799,213	5,936,107	11,141,182	2,847,280	3,824,135	5,952,314
708	765	769	798	698	650	650
						3
						6,048
						2,016
41	35	48	96	30	15	21
26,460	22,050	35,280	79,380	17,640	8,820	13,230
645	630	735	827	588	588	630
4,904	4,396	4,446	4,275	3,574	6,144	8,480
2,245,768	2,750,433	2,779,379	3,649,892	1,589,381	2,623,904	3,585,380
458	626	625	854	445	427	423

塩干、加工品

品目別・出荷地	計	4月	5月	6月	7月	8月
昆布・わかめ	1,698	207	196	135	153	173
埼玉	2,570,673	333,522	286,209	216,426	228,732	253,722
	1,514	1,611	1,460	1,603	1,495	1,467
千葉	44	39		3		
	58,160	48,552		5,198		
	1,322	1,245		1,733		
東京	3,627	489	378	262	266	286
	4,587,226	466,030	370,284	423,737	377,812	339,676
	1,265	953	980	1,617	1,420	1,188
神奈川	94	90				
	63,252	45,990				
	673	511				
新潟	12	6				
	13,872	6,237				
	1,156	1,040				
富山	473					
	569,562					
	1,204					
石川	128	8	4	16	17	8
	355,847	20,003	10,500	41,055	51,713	20,475
	2,780	2,500	2,625	2,566	3,042	2,559
福井	90	8			8	
	199,500	27,300			16,800	
	2,217	3,413			2,100	
愛知	12,055	920	955	1,075	1,296	1,016
	2,672,073	195,510	211,050	236,460	299,145	226,538
	222	213	221	220	231	223
三重	378	21	7	77	26	16
	913,606	49,770	56,175	188,843	61,740	34,440
	2,417	2,370	8,025	2,453	2,375	2,153
大阪	11			11		
	23,100			23,100		
	2,100			2,100		
兵庫	341		6	10	14	26
	843,835		17,010	28,350	39,900	70,140
	2,475		2,835	2,835	2,850	2,698
岡山	4		4			
	15,120		15,120			
	3,780		3,780			
広島	186	26	13	25	20	18
	317,310	49,560	23,940	43,470	39,690	28,350
	1,706	1,906	1,842	1,739	1,985	1,575
香川	80					
	95,760					
	1,197					
愛媛	32	7	2	4	5	2
	96,600	21,000	6,300	12,600	12,600	6,300
	3,019	3,000	3,150	3,150	2,520	3,150
福岡	6					
	10,080					
	1,680					
熊本	832	50	143	155	68	62
	486,056	29,400	93,188	74,235	44,730	33,915
	584	588	652	479	658	547
ハム・ソーセージ	727	57	23	45	41	80
合計	556,403	37,149	22,253	38,022	59,043	76,945
平均単価	765	652	968	845	1,440	962
福島	103	5	3	9	17	11
	128,997	3,990	2,888	8,664	38,253	14,701
	1,252	798	963	963	2,250	1,336
宮城	624	52	20	36	24	69
	427,406	33,159	19,365	29,358	20,790	62,244
	685	638	968	816	866	902
その他	273,277	22,528	24,069	21,828	21,263	23,762
合計	140,620,307	11,027,116	10,177,453	10,282,894	13,147,218	12,799,792
平均単価	515	489	423	471	618	539

上段：数量=kg
 单位 中断：金額=円
 下段：単価=円

9月	10月	11月	12月	1月	2月	3月
186	104	113	128	61	110	132
273,798	159,432	176,946	188,496	89,082	157,080	207,228
1,472	1,533	1,566	1,473	1,460	1,428	1,570
			2			
			4,410			
			2,205			
212	214	295	794	143	128	160
296,436	231,001	369,801	1,137,425	196,676	187,320	191,028
1,398	1,079	1,254	1,433	1,375	1,463	1,194
			0	2	2	
			9,450	4,536	3,276	
			0	2,268	1,638	
	6					
	7,635					
	1,273					
	9	174	290			
	20,790	200,340	348,432			
	2,310	1,151	1,201			
6	5	13	6	9	21	15
15,330	15,750	36,330	20,318	20,213	57,330	46,830
2,555	3,150	2,795	3,386	2,246	2,730	3,122
4	4	12	20	8	8	18
8,400	8,400	25,200	42,000	16,800	16,800	37,800
2,100	2,100	2,100	2,100	2,100	2,100	2,100
765	1,245	985	888	915	930	1,065
194,093	261,272	250,320	252,840	155,820	186,900	202,125
254	210	254	285	170	201	190
47	40	32	41	24	21	26
92,400	86,100	96,915	89,355	51,660	46,410	59,798
1,966	2,153	3,029	2,179	2,153	2,210	2,300
	24	44	88	45	41	43
	66,780	92,925	186,690	108,571	108,938	124,531
	2,783	2,112	2,121	2,413	2,657	2,896
14	16	12	24		6	12
22,050	25,200	18,900	37,800		9,450	18,900
1,575	1,575	1,575	1,575		1,575	1,575
						80
						95,760
						1,197
2	2	2	2		2	2
6,300	6,300	6,300	6,300		6,300	6,300
3,150	3,150	3,150	3,150		3,150	3,150
6						
10,080						
1,680						
50	50	40	60	40	62	52
29,190	29,190	23,520	35,070	23,310	38,094	32,214
584	584	588	585	583	614	620
210	44	37	112	16	48	14
119,154	28,004	45,339	62,685	6,720	39,606	21,483
567	636	1,225	560	420	825	1,535
19	20	19				
17,598	15,561	27,342				
926	778	1,439				
191	24	18	112	16	48	14
101,556	12,443	17,997	62,685	6,720	39,606	21,483
532	518	1,000	560	420	825	1,535
20,750	24,878	23,648	27,914	20,797	18,000	23,840
9,928,581	13,001,089	11,709,430	19,169,612	8,608,661	8,769,892	11,998,569
478	523	495	687	414	487	503

塩干、加工品

品目別・出荷地	計	4月	5月	6月	7月	8月
その他	12,670	736	1,508	875	1,073	728
福島	12,115,799	717,032	1,075,507	735,525	972,662	1,461,872
	956	974	713	841	906	2,008
北海道	10,766	588	437	396	337	167
	8,959,663	525,241	322,728	384,720	418,353	263,991
	832	893	739	972	1,241	1,581
青森	5,641	503	574	558	513	632
	6,292,854	477,839	529,442	535,700	477,940	580,029
	1,116	950	922	960	932	918
岩手	722	42	28	38	97	86
	8,851,009	604,800	354,312	308,700	1,222,893	1,219,680
	12,259	14,400	12,654	8,124	12,607	14,182
宮城	157,953	12,048	14,145	12,873	11,826	14,494
	46,159,559	3,094,663	3,136,888	3,756,915	4,176,538	3,567,935
	292	257	222	292	353	246
秋田	138		11	4	10	
	98,933		3,931	982	2,948	
	717		357	246	295	
山形	33,481	3,531	2,845	3,228	2,917	3,040
	7,095,082	718,969	625,640	717,412	675,005	571,124
	212	204	220	222	231	188
茨城	4,446	325	548	195	452	718
	8,607,827	621,902	737,526	505,728	841,314	1,209,684
	1,936	1,914	1,346	2,593	1,861	1,685
栃木	783	113	51	64	61	101
	974,235	134,848	73,238	102,003	89,143	115,203
	1,244	1,193	1,436	1,594	1,461	1,141
群馬	30	18	12			
	57,750	34,650	23,100			
	1,925	1,925	1,925			
千葉	6,654	617	769	719	694	719
	3,465,806	314,664	383,678	468,888	398,601	528,948
	521	510	499	652	574	736
東京	7,394	731	624	635	558	738
	8,066,703	662,403	642,391	601,149	933,934	731,375
	1,091	906	1,029	947	1,674	991
神奈川	3,578	94	118	69	121	76
	2,326,435	84,393	98,199	77,052	191,177	118,507
	650	898	832	1,117	1,580	1,559
新潟	15,239	1,377	1,214	1,010	1,170	1,216
	11,126,641	1,001,522	876,240	859,118	970,855	1,090,564
	730	727	722	851	830	897
石川	17					
	49,245					
	2,897					
福井	264			16	16	16
	372,540			22,680	22,680	22,680
	1,411			1,418	1,418	1,418
山梨	34					
	149,100					
	4,385					
岐阜	30			30		
	15,750			15,750		
	525			525		
静岡	8,246	1,144	827	641	954	628
	9,034,665	1,071,375	832,762	718,576	1,175,549	705,934
	1,096	937	1,007	1,121	1,232	1,124
愛知	2,041	357	65	242	191	177
	3,386,084	676,946	136,018	224,574	288,036	318,686
	1,659	1,896	2,093	928	1,508	1,800
三重	16	8	8			
	7,224	3,150	4,074			
	452	394	509			
大阪	24		8	16		
	8,568		8,400	168		
	357		1,050	11		

上段：数量=kg
 单位 中断：金額=円
 下段：単価=円

9月	10月	11月	12月	1月	2月	3月
664	1,407	1,310	740	875	1,070	1,684
519,355	1,927,646	947,761	657,683	747,517	910,846	1,442,393
782	1,370	723	889	854	851	857
1,379	1,602	1,615	1,352	931	785	1,177
1,239,788	1,263,528	1,310,191	1,183,287	679,854	634,704	733,278
899	789	811	875	730	809	623
306	313	451	439	374	545	433
412,231	438,615	495,761	617,692	512,533	603,449	611,623
1,347	1,401	1,099	1,407	1,370	1,107	1,413
42	52	62	96	47	42	90
478,170	731,052	794,808	1,287,594	581,480	581,123	686,397
11,385	14,059	12,819	13,412	12,372	13,836	7,627
12,144	13,765	12,793	16,408	13,213	10,785	13,459
3,463,593	3,953,590	3,337,743	8,056,560	2,975,671	2,772,588	3,866,875
285	287	261	491	225	257	287
4	12	24	32	37		4
982	21,168	21,294	28,287	18,270		1,071
246	1,764	887	884	494		268
2,700	3,113	2,957	2,145	2,293	1,786	2,926
619,710	692,403	738,324	491,885	427,310	245,614	571,686
230	222	250	229	186	138	195
207	286	221	689	292	228	285
529,410	648,459	580,965	1,124,592	521,745	588,735	697,767
2,558	2,267	2,629	1,632	1,787	2,582	2,448
64	44	59	47	62	66	51
63,788	66,510	79,379	55,395	61,742	68,467	64,519
997	1,512	1,345	1,179	996	1,037	1,265
454	425	438	592	357	334	536
164,010	161,994	217,749	273,693	164,031	136,836	252,714
361	381	497	462	459	410	471
515	974	537	747	336	285	714
587,728	750,868	490,837	1,284,419	395,009	309,840	676,750
1,141	771	914	1,719	1,176	1,087	948
402	811	600	875	148	88	176
124,428	258,102	315,539	548,744	118,200	77,282	314,812
310	318	526	627	799	878	1,789
1,072	1,397	1,467	1,803	1,204	1,160	1,149
700,163	1,022,860	1,015,526	1,324,704	676,671	827,657	760,761
653	732	692	735	562	713	662
1	4		12			
8,925	20,160		20,160			
8,925	5,040		1,680			
	24	16	64	32	40	40
	34,020	21,000	90,720	45,360	56,700	56,700
	1,418	1,313	1,418	1,418	1,418	1,418
	6	6	16		6	
	28,980	28,980	62,160		28,980	
	4,830	4,830	3,885		4,830	
395	412	659	1,158	398	418	612
435,083	573,259	777,569	1,295,703	402,624	434,180	612,051
1,101	1,391	1,180	1,119	1,012	1,039	1,000
154	105	120	215	120	130	165
217,602	200,088	224,154	367,857	202,104	247,086	282,933
1,413	1,906	1,868	1,711	1,684	1,901	1,715

塩干、加工品

品目別・出荷地	計	4月	5月	6月	7月	8月
その他	366	8	5	8	16	
兵庫	196,602	10,920	19,950	10,920	5,040	
	537	1,365	3,990	1,365	315	
鳥取	1,548	178	135	85	112	178
	1,561,215	143,489	135,929	90,720	113,400	173,880
	1,009	806	1,007	1,067	1,013	977
山口	142	10	10			
	330,702	20,685	11,340			
	2,329	2,069	1,134			
愛媛	4					
	10,920					
	2,730					
長崎	1,043	100	127	119	145	48
	1,292,382	107,625	146,160	138,600	171,150	119,700
	1,239	1,076	1,151	1,165	1,180	2,494
鹿児島	7			7		
	7,014			7,014		
	1,002			1,002		

上段：数量=kg
 单位 中断：金額=円
 下段：単価=円

9月	10月	11月	12月	1月	2月	3月
1	8	92	204		12	12
0	10,752	37,590	85,050		8,190	8,190
0	1,344	409	417		683	683
59	91	113	178	56	143	220
60,480	90,720	120,960	181,440	60,480	143,640	246,077
1,025	997	1,070	1,019	1,080	1,004	1,119
84	15		18		5	
207,270	37,015		44,417		9,975	
2,468	2,468		2,468		1,995	
			4			
			10,920			
			2,730			
103	12	108	80	22	72	107
95,865	69,300	153,300	76,650	18,060	84,000	111,972
931	5,775	1,419	958	821	1,167	1,046

市の木 くろ松

(昭和46年10月1日制定)



いわき市誕生5周年を記念して制定。くろまつは、いわき七浜のシンボルであり、また、当地方の気候・風土に適し、陸前浜街道の松並木は有名である。松は百木の長といわれ、成長が強く、造園の核となるものとして欠かさず、本市の発展を象徴している。