

水産物部

1. 平成 20 年度 概 況

1. 総 取 扱 高

本年度の開市日数は 277 日、総取扱数量は 21,179,433 kg で前年度対比は 91.8%、総取扱金額は 15,901,378,451 円で前年度対比は 93.7%であった。

一ヶ月平均取扱数量は 1,764,952 kg で、最高は 12 月の 2,208,351 kg、最低は 1 月の 1,372,136 kg であった。

一日平均取扱数量は 76,460 kg で、最高は 6 月 30 日の 257,838 kg、最低は 11 月 28 日の 32,926 kg であり、また、一日平均取扱金額は 57,405,698 円で、最高は 12 月 29 日の 160,121,447 円、最低は、6 月 4 日の 22,565,809 円であった。

種別取扱数量では、鮮魚は 10,357,480 kg で前年度対比 95.3%、冷凍魚は 5,453,844 kg で前年度対比 89.9%、塩干・加工品は 5,368,110 kg で前年度対比 87.5%となっている。

また、種別取扱金額では、鮮魚は 7,185,027,289 円で前年度対比 95.3%、冷凍魚は 3,709,670,268 円で前年度対比 94.1%、塩干・加工品は 5,006,680,894 円で前年度対比 91.3%となっている。

2. 出荷地別取扱状況

順位	取扱数量		取扱金額	
	出荷地	割合	出荷地	割合
1	宮 城	25.8	宮 城	22.8
2	福 島	20.5	福 島	18.0
3	東 京	12.0	東 京	16.0
4	千 葉	8.3	千 葉	7.7
5	北 海 道	5.9	北 海 道	7.1
6	青 森	5.7	青 森	5.1
7	茨 城	4.3	茨 城	3.8
8	岩 手	3.1	静 岡	3.0
9	静 岡	2.1	岩 手	1.9
10	新 潟	1.6	新 潟	1.4
11	愛 知	1.3	沖 縄	1.3
12	沖 縄	1.0	愛 知	1.3
13	愛 媛	0.9	福 岡	1.2
14	神 奈 川	0.9	兵 庫	0.9
15	三 重	0.6	愛 媛	0.9
	計	94.0	計	92.4

3. kg当たりの平均単価

本年度の総平均価格は 751 円で前年度対比 102.2%、種別にみると鮮魚は 694 円で前年度対比 100.0%、冷凍魚は 680 円で前年度対比 104.6%、塩干・加工品は 933 円で前年度対比 104.5%となっている。

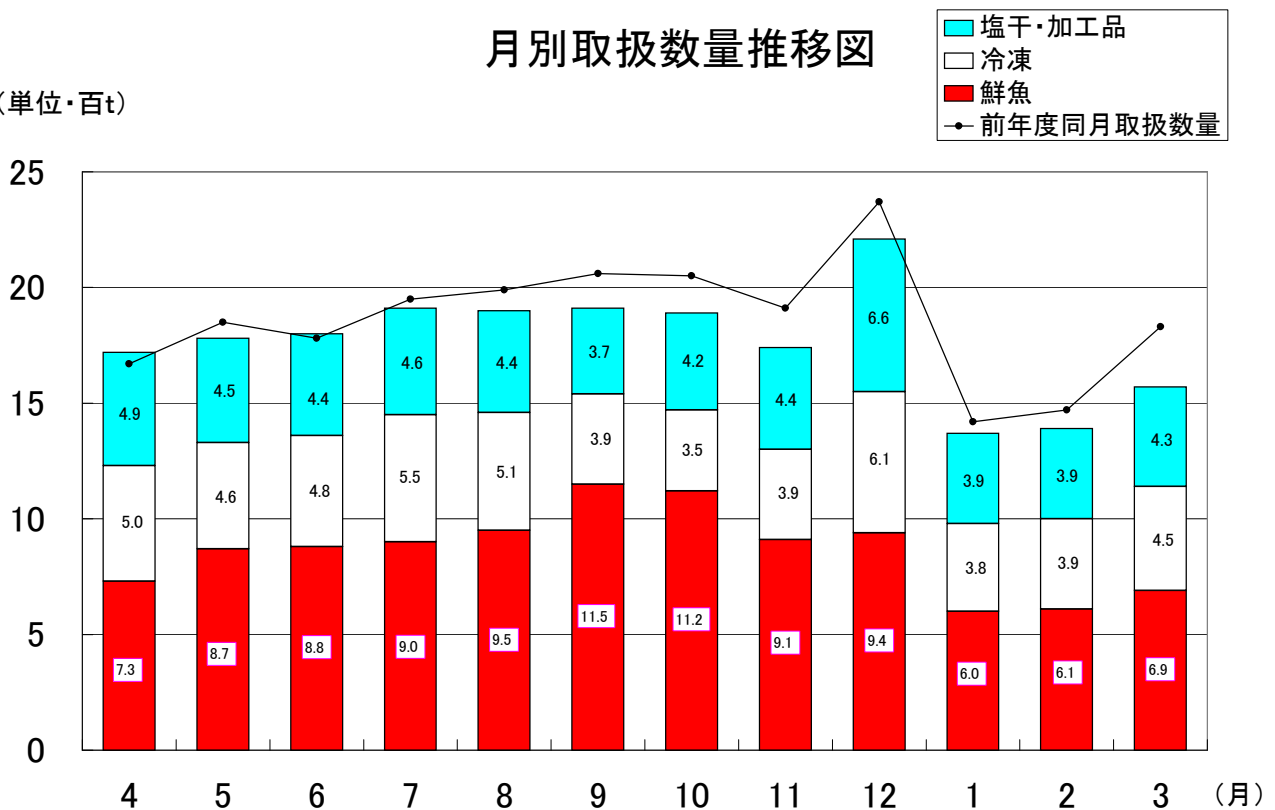
2. 取 扱

(1)総括表

区 分	総 計	4 月	5 月	6 月	7 月	8 月
開市日数	277 日	23 日	24 日	23 日	25 日	23 日
総 計	21,179,432	1,711,992	1,783,457	1,796,856	1,902,861	1,908,510
	15,901,378,451	1,315,353,416	1,345,600,552	1,222,462,128	1,359,942,758	1,438,936,562
一日平均取扱高	76,460	74,434	74,311	78,124	76,114	82,979
	57,405,698	57,189,279	56,066,690	53,150,527	54,397,710	62,562,459
平均単価	751	768	754	680	715	754
鮮 魚	10,357,479	727,269	865,705	884,012	901,541	952,421
	7,185,027,289	584,435,697	648,572,162	545,886,874	592,054,290	693,417,518
平均単価	694	804	749	618	657	728
冷 凍	5,453,843	498,587	463,025	476,236	545,512	512,685
	3,709,670,268	312,694,630	293,195,921	286,104,483	334,941,274	316,666,889
平均単価	680	627	633	601	614	618
塩干・加工品	5,368,110	486,136	454,727	436,608	455,808	443,404
	5,006,680,894	418,223,089	403,832,469	390,470,771	432,947,194	428,852,155
平均単価	933	860	888	894	950	967

月別取扱数量推移図

(単位・百t)



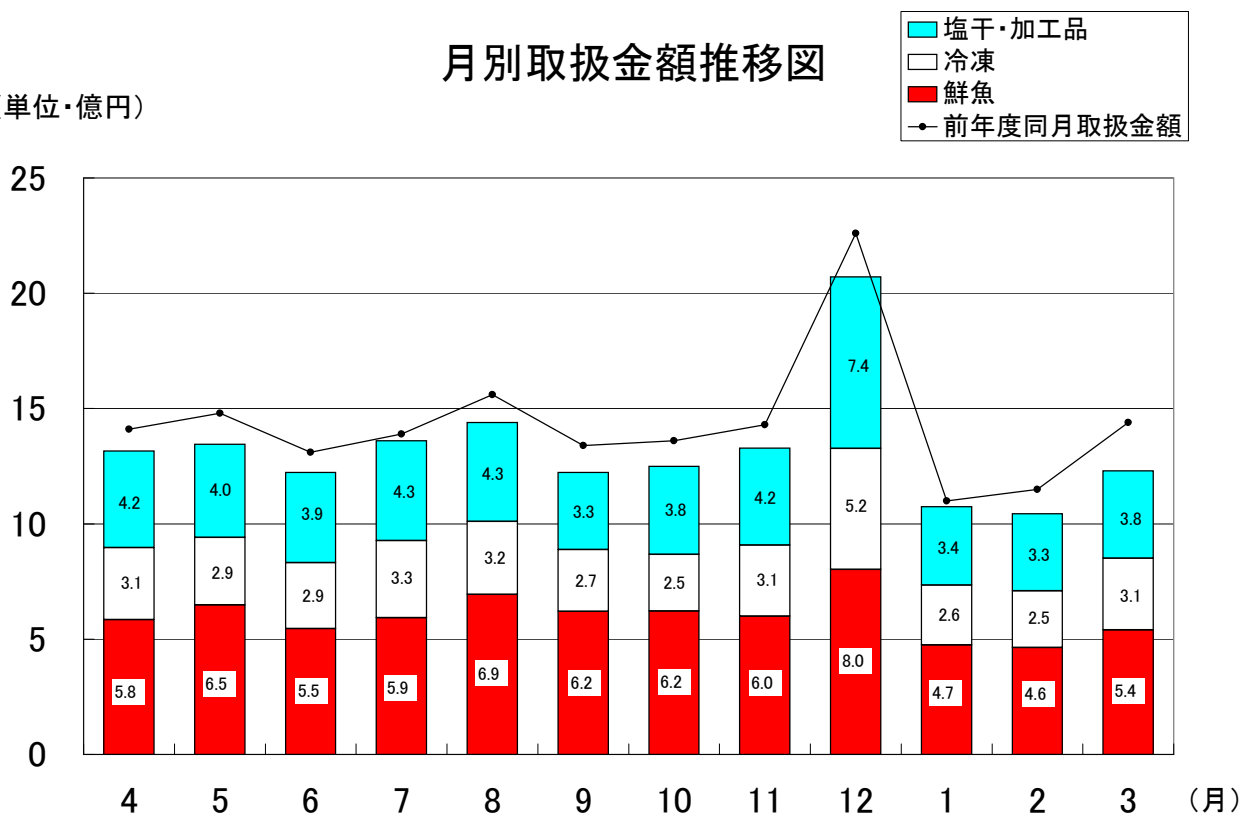
概 況

単位 上段：数量 = kg
下段：金額 = 円

9 月	10 月	11 月	12 月	1 月	2 月	3 月
23 日	24 日	22 日	25 日	21 日	22 日	22 日
1,911,207	1,885,707	1,735,279	2,208,350	1,372,135	1,394,821	1,568,257
1,222,936,795	1,249,799,999	1,327,973,839	2,070,628,052	1,074,287,835	1,044,151,237	1,229,305,278
83,096	78,571	78,876	88,334	65,340	63,401	71,284
53,171,165	52,075,000	60,362,447	82,825,122	51,156,564	47,461,420	55,877,513
640	663	765	938	783	749	784
1,152,376	1,119,979	907,717	938,026	604,115	614,472	689,846
619,941,215	621,626,958	599,391,054	802,607,749	474,509,150	463,024,321	539,560,301
538	555	660	856	785	754	782
392,703	348,655	390,464	612,061	377,071	389,711	447,133
268,896,861	245,888,551	309,131,505	523,828,981	259,535,926	246,870,384	311,914,863
685	705	792	856	688	633	698
366,128	417,073	437,098	658,263	390,949	390,638	431,278
334,098,719	382,284,490	419,451,280	744,191,322	340,242,759	334,256,532	377,830,114
913	917	960	1,131	870	856	876

月別取扱金額推移図

(単位・億円)



(2)県内・県外別取扱高表

区 分		総 計	4 月	5 月	6 月	7 月	8 月
鮮 魚	県内	2,873,786	117,778	206,444	400,857	389,485	204,796
		1,554,763,807	79,903,419	137,332,684	188,031,322	212,804,426	139,370,207
	県外	7,483,693	609,491	659,261	483,155	512,056	747,625
		5,630,263,482	504,532,278	511,239,478	357,855,552	379,249,864	554,047,311
冷 凍	県内	554,870	63,741	53,079	56,859	45,999	47,486
		403,274,480	40,517,448	33,835,573	34,106,222	32,978,174	35,957,127
	県外	4,898,973	434,846	409,946	419,377	499,513	465,199
		3,306,395,788	272,177,182	259,360,348	251,998,261	301,963,100	280,709,762
塩干・加工品	県内	920,574	89,975	78,576	76,517	76,006	67,939
		901,651,709	71,157,945	73,430,138	74,528,510	77,863,145	71,267,880
	県外	4,447,536	396,161	376,151	360,091	379,802	375,465
		4,105,029,185	347,065,144	330,402,331	315,942,261	355,084,049	357,584,275
総 計	県内	4,349,230	271,494	338,099	534,233	511,490	320,221
		2,859,689,996	191,578,812	244,598,395	296,666,054	323,645,745	246,595,214
	県外	16,830,202	1,440,498	1,445,358	1,262,623	1,391,371	1,588,289
		13,041,688,455	1,123,774,604	1,101,002,157	925,796,074	1,036,297,013	1,192,341,348
総合計		21,179,432	1,711,992	1,783,457	1,796,856	1,902,861	1,908,510
		15,901,378,451	1,315,353,416	1,345,600,552	1,222,462,128	1,359,942,758	1,438,936,562

(3)委託・買付別取扱高表

区 分		総 計	4 月	5 月	6 月	7 月	8 月
鮮 魚	委託	8,368,148	587,034	736,963	760,566	722,734	748,273
		5,209,258,666	430,790,905	493,430,237	414,615,363	426,347,108	495,159,652
	買付	1,989,330	140,235	128,742	123,445	178,807	204,149
		1,975,768,623	153,644,792	155,141,925	131,271,511	165,707,182	198,257,866
冷 凍	委託	41,724	4,171	3,422	3,216	3,055	3,067
		26,231,647	2,694,701	2,242,053	2,081,028	2,037,411	1,984,345
	買付	5,412,120	494,415	459,603	473,020	542,457	509,618
		3,683,438,621	309,999,929	290,953,868	284,023,455	332,903,863	314,682,544
塩干・加工品	委託	2,457,762	237,572	218,258	198,962	192,407	183,025
		1,828,761,552	162,628,445	153,986,198	141,509,722	141,533,535	141,700,547
	買付	2,910,348	248,564	236,468	237,645	263,402	260,379
		3,177,919,342	255,594,644	249,846,271	248,961,049	291,413,659	287,151,608
総 計	委託	10,867,634	828,777	958,643	962,744	918,196	934,365
		7,064,251,865	596,114,051	649,658,488	558,206,113	569,918,054	638,844,544
	買付	10,311,798	883,214	824,813	834,110	984,666	974,146
		8,837,126,586	719,239,365	695,942,064	664,256,015	790,024,704	800,092,018
総合計		21,179,432	1,711,991	1,783,456	1,796,854	1,902,862	1,908,511
		15,901,378,451	1,315,353,416	1,345,600,552	1,222,462,128	1,359,942,758	1,438,936,562

単位 上段：数量 = kg
下段：金額 = 円

9 月	10 月	11 月	12 月	1 月	2 月	3 月
277,599	413,161	296,789	220,619	117,045	109,315	119,898
114,308,426	140,754,714	120,279,874	161,367,167	90,790,593	78,645,002	91,175,973
874,777	706,818	610,928	717,407	487,070	505,157	569,948
505,632,789	480,872,244	479,111,180	641,240,582	383,718,557	384,379,319	448,384,328
32,905	30,095	32,028	54,393	38,590	41,426	58,269
27,489,657	25,602,523	29,109,967	47,567,840	30,277,819	27,800,476	38,031,654
359,798	318,560	358,436	557,668	338,481	348,285	388,864
241,407,204	220,286,028	280,021,538	476,261,141	229,258,107	219,069,908	273,883,209
55,396	61,590	68,563	123,398	69,122	72,069	81,423
54,644,616	66,264,218	67,342,562	143,461,044	68,716,390	63,415,468	69,559,793
310,732	355,483	368,535	534,865	321,827	318,569	349,855
279,454,103	316,020,272	352,108,718	600,730,278	271,526,369	270,841,064	308,270,321
365,900	504,846	397,380	398,410	224,757	222,810	259,590
196,442,699	232,621,455	216,732,403	352,396,051	189,784,802	169,860,946	198,767,420
1,545,307	1,380,861	1,337,899	1,809,940	1,147,378	1,172,011	1,308,667
1,026,494,096	1,017,178,544	1,111,241,436	1,718,232,001	884,503,033	874,290,291	1,030,537,858
1,911,207	1,885,707	1,735,279	2,208,350	1,372,135	1,394,821	1,568,257
1,222,936,795	1,249,799,999	1,327,973,839	2,070,628,052	1,074,287,835	1,044,151,237	1,229,305,278

単位 上段：数量 = kg
下段：金額 = 円

9 月	10 月	11 月	12 月	1 月	2 月	3 月
989,977	963,677	702,068	687,863	459,955	483,550	525,488
480,013,317	476,143,533	430,843,586	527,173,885	324,426,157	333,353,359	376,961,564
162,399	156,301	205,649	250,163	144,160	130,922	164,358
139,927,898	145,483,425	168,547,468	275,433,864	150,082,993	129,670,962	162,598,737
2,771	3,087	3,378	5,030	2,506	3,521	4,500
1,766,385	1,847,067	1,950,516	3,440,648	1,617,420	1,970,010	2,600,063
389,933	345,568	387,085	607,032	374,565	386,191	442,633
267,130,476	244,041,484	307,180,989	520,388,333	257,918,506	244,900,374	309,314,800
158,771	191,201	198,550	273,165	198,301	196,672	210,878
117,982,194	138,551,867	151,627,198	240,788,894	141,914,665	142,274,923	154,263,364
207,356	225,872	238,549	385,098	192,649	193,966	220,400
216,116,525	243,732,623	267,824,082	503,402,428	198,328,094	191,981,609	223,566,750
1,151,519	1,157,965	903,996	966,058	660,762	683,743	740,866
599,761,896	616,542,467	584,421,300	771,403,427	467,958,242	477,598,292	533,824,991
759,688	727,741	831,283	1,242,293	711,374	711,079	827,391
623,174,899	633,257,532	743,552,539	1,299,224,625	606,329,593	566,552,945	695,480,287
1,911,207	1,885,706	1,735,279	2,208,351	1,372,136	1,394,822	1,568,257
1,222,936,795	1,249,799,999	1,327,973,839	2,070,628,052	1,074,287,835	1,044,151,237	1,229,305,278

3. 種 別 ・ 出

種別 出荷地	合計		鮮 魚		冷 凍		塩干・加工品	
	数 量	金 額	数 量	金 額	数 量	金 額	数 量	金 額
福島	4,349,226	2,859,689,996	2,873,785	1,554,763,807	554,867	403,274,480	920,574	901,651,709
北海道	1,243,060	1,131,371,432	909,229	749,419,364	71,029	103,704,900	262,802	278,247,168
青森	1,213,728	813,723,044	566,744	326,701,077	251,845	123,974,021	395,139	363,047,946
岩手	646,086	300,788,281	621,808	263,764,024	6,083	3,035,451	18,195	33,988,806
宮城	5,457,500	3,621,891,335	1,249,299	840,375,540	2,580,782	1,423,354,950	1,627,419	1,358,160,845
秋田	67,065	52,729,563	61,220	36,162,772			5,845	16,566,791
山形	63,654	28,858,675	7,444	3,524,175	270	609,740	55,940	24,724,760
茨城	909,568	608,508,122	226,318	170,197,641	234,135	117,189,916	449,115	321,120,565
栃木	24,795	13,070,920	598	1,158,360			24,197	11,912,560
群馬	91,565	60,363,252	1,696	3,744,027	10,754	16,499,656	79,115	40,119,569
埼玉	29,799	62,020,701	7,424	15,821,357	2,519	2,020,602	19,856	44,178,742
千葉	1,755,649	1,218,319,352	1,376,858	908,988,962	39,665	24,638,574	339,126	284,691,816
東京	2,542,886	2,552,013,305	776,412	903,494,902	1,401,053	1,093,352,743	365,421	555,165,660
神奈川	182,097	133,285,712	66,498	33,589,259	23,292	37,899,815	92,307	61,796,638
新潟	340,170	228,300,168	59,142	40,030,187	4,098	6,033,399	276,930	182,236,582
富山	39,714	20,394,465	36,668	16,217,993			3,046	4,176,472
石川	12,852	11,283,698	6,421	4,475,681	431	649,740	6,000	6,158,277
福井	48,365	20,154,824	15,058	6,519,418	25	37,275	33,282	13,598,131
山梨	2,546	4,134,655	86	92,894	36	59,220	2,424	3,982,541
長野								
岐阜	19,698	18,979,371			18,831	17,676,806	867	1,302,565
静岡	435,115	482,483,914	151,437	109,643,038	142,223	215,057,059	141,455	157,783,817
愛知	282,859	203,461,745	166,526	115,510,370	14,538	7,927,791	101,795	80,023,584
三重	135,616	128,351,015	80,730	64,304,960	49,956	56,630,293	4,930	7,415,762
滋賀	2,157	1,901,986	500	788,550			1,657	1,113,436
京都	4,831	6,870,164	4,801	6,778,814	30	91,350		
大阪	54,556	74,691,174	41,764	53,826,645	10,624	15,685,676	2,168	5,178,853
兵庫	133,765	150,536,509	89,837	98,695,634	2,031	3,239,925	41,897	48,600,950
奈良								
和歌山	28,361	22,137,210	15,388	11,833,328	8,938	1,343,757	4,035	8,960,125
鳥取	21,517	28,552,841	12,123	13,747,519	3,297	6,123,321	6,097	8,682,001
島根	31,801	37,106,461	30,030	34,932,073	432	582,105	1,339	1,592,283
岡山	2,596	4,662,073	753	1,987,878			1,843	2,674,195
広島	30,319	40,643,767	26,695	33,660,177	640	572,250	2,984	6,411,340
山口	60,784	80,425,769	40,556	54,524,842	54	187,740	20,174	25,713,187
徳島								
香川	3,630	4,373,440	23	102,291	1,897	1,588,535	1,710	2,682,614
愛媛	197,826	145,894,850	194,571	137,497,402			3,255	8,397,448
高知	459	511,974	459	511,974				
福岡	133,094	183,295,481	79,053	52,387,274	4,019	5,217,148	50,022	125,691,059

荷 地 別 取 扱 高 表

単位：kg・円

種別 出荷地	合計		鮮 魚		冷 凍		塩干・加工品	
	数 量	金 額	数 量	金 額	数 量	金 額	数 量	金 額
佐賀	26,989	50,891,108	24,925	46,962,341	750	371,157	1,314	3,557,610
長崎	59,624	61,722,943	48,108	46,299,465	10,618	13,812,148	898	1,611,330
熊本	100,556	81,446,944	99,881	80,703,302			675	743,642
大分	35,561	28,246,931	33,299	25,238,252			2,262	3,008,679
宮崎	93,407	64,312,960	93,407	64,312,960				
鹿児島	55,129	48,841,038	55,127	48,830,202			2	10,836
沖縄	204,819	206,114,671	200,738	198,885,946	4,081	7,228,725		
フィジー	4,041	4,020,612	4,041	4,020,612				
総 計	21,179,435	15,901,378,451	10,357,480	7,185,027,289	5,453,843	3,709,670,268	5,368,112	5,006,680,894
平均単価		751		694		680		933

4. 品目別取扱高順位表

(鮮魚)

数量 順位	品 目	数量(Kg)	比率(%)	金額 順位	金 額	比率(%)	平均単価
1	か つ お	1,862,424	18.0	2	932,333,817	13.0	501
2	さ ん ま	1,625,769	15.7	3	440,389,237	6.1	271
3	め ば ち	982,906	9.5	1	1,037,883,464	14.4	1,056
4	い か 類	783,836	7.6	7	329,107,985	4.6	420
5	か れ い 類	495,953	4.8	5	386,414,349	5.4	779
6	は ま ち	436,787	4.2	6	354,490,002	4.9	812
7	た い	314,912	3.0	9	253,453,899	3.5	805
8	ほ た て	281,098	2.7	15	132,663,639	1.8	472
9	あ じ	273,335	2.6	14	150,766,513	2.1	552
10	ま ぐ ろ	243,634	2.4	4	407,440,139	5.7	1,672
11	か に 類	210,194	2.0	11	225,938,339	3.1	1,075
12	た こ 類	206,325	2.0	10	231,433,292	3.2	1,122
13	あ さ り	201,484	1.9	17	127,170,561	1.8	631
14	あ ん こ う	187,908	1.8	13	151,554,075	2.1	807
15	さ け	181,061	1.7	16	129,806,603	1.8	717
16	さ ば 類	157,496	1.5	27	49,587,916	0.7	315
17	か き	144,978	1.4	18	126,931,998	1.8	876
18	ほ っ き	120,913	1.2	24	56,822,401	0.8	470
19	い わ し	107,889	1.0	25	49,684,674	0.7	461
20	た ら 類	107,630	1.0	23	57,209,168	0.8	532
21	き ち じ	101,465	1.0	12	170,896,833	2.4	1,684
22	し じ み	79,708	0.8	21	69,410,071	1.0	871
23	わ か め	78,494	0.8	29	34,031,195	0.5	434
24	ど ん こ	69,060	0.7	32	24,990,087	0.3	362
25	す ず き	63,439	0.6	28	39,144,154	0.5	617
26	ひ ら め	47,871	0.5	20	69,859,999	1.0	1,459
27	え び 類	43,370	0.4	19	92,326,605	1.3	2,129
28	う に 類	39,876	0.4	8	253,484,670	3.5	6,357
29	は ま ぐ り	31,420	0.3	31	25,062,902	0.3	798

(鮮魚)

数量 順位	品 目	数量(K g)	比率(%)	金額 順位	金 額	比率(%)	平均単価
30	き わ だ	30,950	0.3	30	31,167,138	0.4	1,007
31	か じ き 類	25,852	0.2	33	14,981,662	0.2	580
32	ほ う ぼ う 類	18,109	0.2	36	7,727,841	0.1	427
33	こ ん ぶ	17,703	0.2	40	5,091,154	0.1	288
34	さ ぎ え	13,631	0.1	34	14,554,337	0.2	1,068
35	い し も ち	13,583	0.1	43	3,672,201	0.1	270
36	は た は た	12,445	0.1	39	5,456,605	0.1	438
37	あ わ び	9,611	0.1	22	68,637,817	1.0	7,142
38	に し ん	7,268	0.1	45	2,969,228	0.0	409
39	め ん け 類	6,202	0.1	35	10,930,112	0.2	1,762
40	こ の し ろ	4,625	0.0	44	3,056,645	0.0	661
41	ま す	4,605	0.0	42	3,950,607	0.1	858
42	貝 焼	4,156	0.0	26	49,668,421	0.7	11,951
43	あ ゆ	3,938	0.0	38	6,714,311	0.1	1,705
44	し ら う お	2,790	0.0	41	4,978,889	0.1	1,785
45	どじょう(うなぎ)	1,748	0.0	37	7,046,045	0.1	4,031
46	な ま こ	1,642	0.0	46	2,343,300	0.0	1,427
47	解 凍 ば ち	66	0.0	47	20,790	0.0	315
1	そ の 他 鮮 魚	426,896	4.1	1	307,856,576	4.3	721
2	そ の 他 藻 類	135,382	1.3	3	78,457,907	1.1	580
3	そ の 他 貝 類	106,191	1.0	2	114,289,559	1.6	1,076
4	そ の 他	28,853	0.3	4	31,167,557	0.4	1,080
	鮮 魚 計	10,357,481	100.0		7,185,027,289	100.0	694

(冷凍魚)

数量 順位	品 目	数量(K g)	比率(%)	金額 順位	金 額	比率(%)	平均単価
1	冷 ほ っ け	1,566,208	28.7	1	435,393,474	11.7	278
2	冷 赤 魚	565,708	10.4	5	255,358,413	6.9	451
3	冷 い か	495,335	9.1	7	177,266,333	4.8	358
4	冷 え び	293,430	5.4	2	401,363,168	10.8	1,368

(冷凍魚)

数量 順位	品 目	数量(K g)	比率(%)	金額 順位	金 額	比率(%)	平均単価
5	冷 か れ い	274,453	5.0	9	137,308,936	3.7	500
6	冷 さ ば	256,236	4.7	12	95,056,713	2.6	371
7	冷 さ け	213,715	3.9	10	136,635,877	3.7	639
8	冷 か に	175,730	3.2	3	322,102,796	8.7	1,833
9	冷 か つ お	175,267	3.2	8	163,728,891	4.4	934
10	冷 凍 ま ぐ ろ 類	138,225	2.5	4	266,132,160	7.2	1,925
11	冷 凍 め ば ち	127,351	2.3	6	189,531,716	5.1	1,488
12	冷 ほ た て	124,239	2.3	11	132,633,884	3.6	1,068
13	冷 た こ	87,651	1.6	14	79,755,281	2.1	910
14	冷 た い	85,242	1.6	15	67,434,764	1.8	791
15	冷 き ん き	64,926	1.2	16	61,803,197	1.7	952
16	冷 た ら	59,491	1.1	13	81,977,772	2.2	1,378
17	冷 あ じ	55,256	1.0	19	12,774,030	0.3	231
18	冷 さ ん ま	53,566	1.0	17	14,014,199	0.4	262
19	冷 さ わ ら	20,874	0.4	21	10,939,396	0.3	524
20	冷 凍 か じ き 類	19,074	0.3	18	13,637,416	0.4	715
21	冷 に し ん	18,153	0.3	25	4,360,858	0.1	240
22	冷 め ん け	10,389	0.2	20	12,629,760	0.3	1,216
23	冷 凍 き わ だ	8,832	0.2	22	8,612,771	0.2	975
24	冷 き す	7,212	0.1	23	6,254,452	0.2	867
25	冷 ブ ロ イ ラ ー	6,586	0.1	24	4,880,538	0.1	741
26	冷 メ ル ル ー サ	2,030	0.0	26	1,367,678	0.0	674
27	冷 あ ゆ	630	0.0	27	1,069,950	0.0	1,698
28	冷 イ ン ド ま ぐ ろ	207	0.0	29	113,243	0.0	547
29	冷 く じ ら	146	0.0	28	653,704	0.0	4,477
30	冷 ま す	132	0.0	30	99,288	0.0	752
31	冷カラスフィーレ	80	0.0	31	78,855	0.0	986
1	そ の 他 冷 凍	321,295	5.9	1	321,764,794	8.7	1,001
2	冷 食 品	180,044	3.3	2	221,089,381	6.0	1,228
3	そ の 他 冷 貝 類	46,132	0.8	3	71,846,580	1.9	1,557

(冷凍魚)

	冷 凍 魚 計	5,453,845	100.0		3,709,670,268	100.0	680
--	---------	-----------	-------	--	---------------	-------	-----

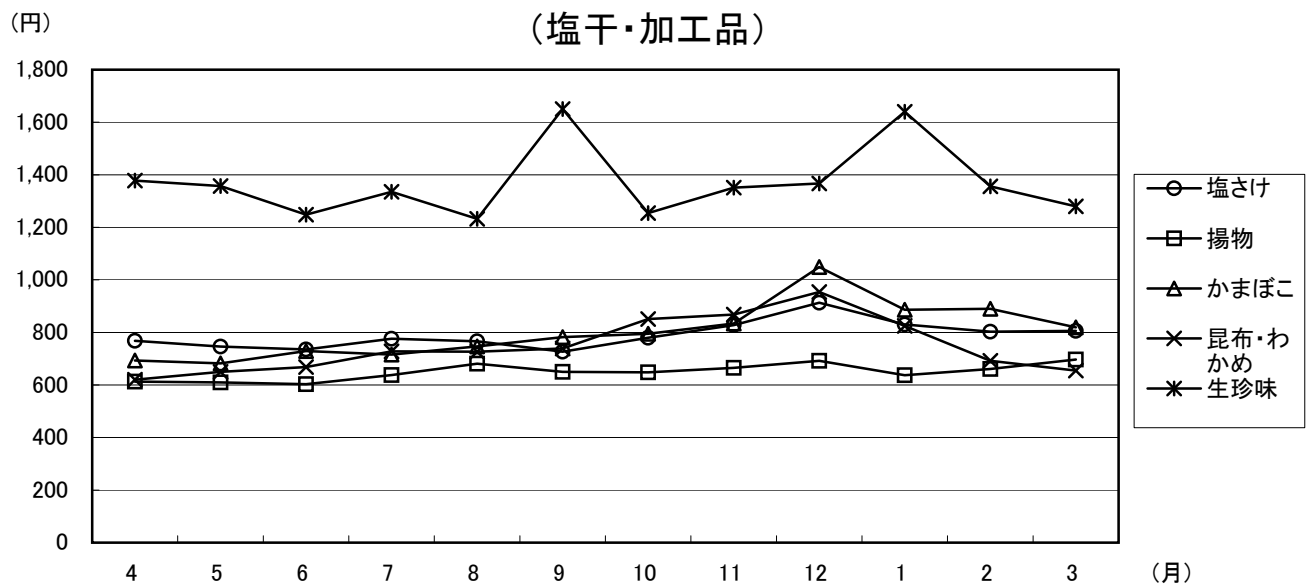
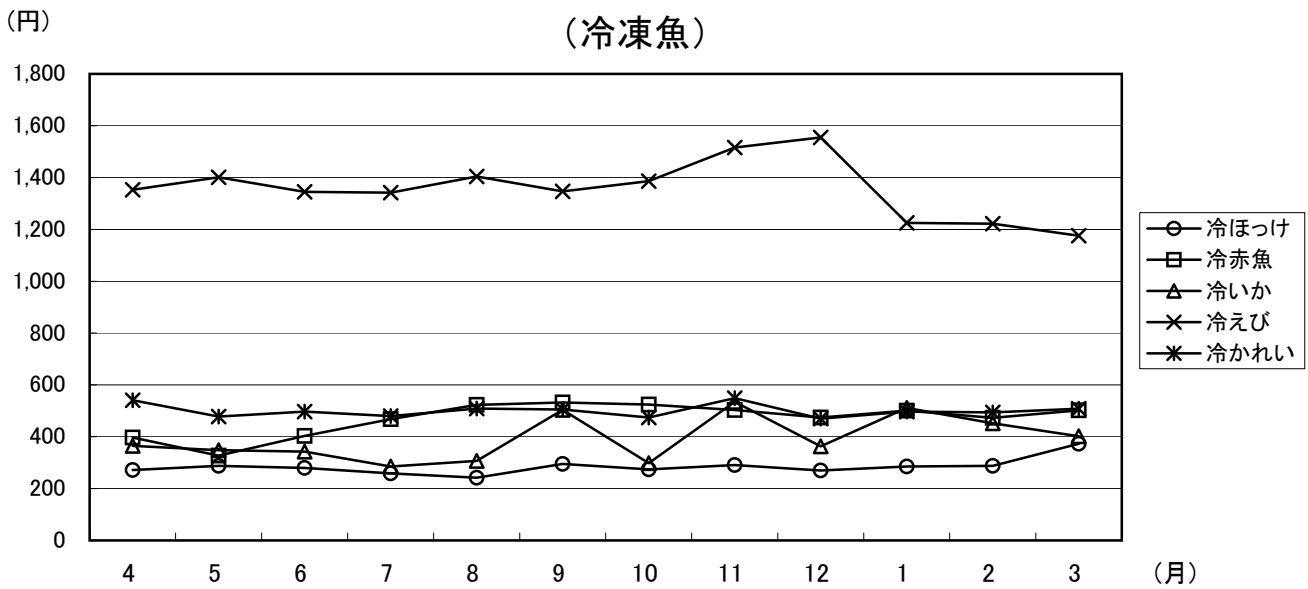
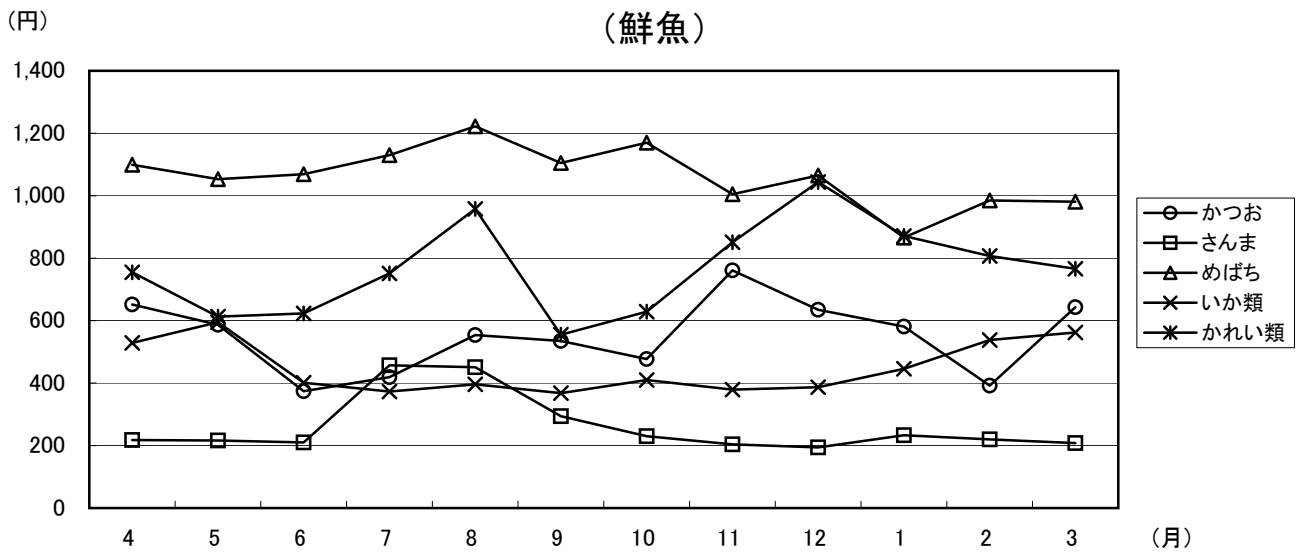
(塩干、加工品)

数量 順位	品 目	数量(Kg)	比率(%)	金額 順位	金 額	比率(%)	平均単価
1	塩 さ け	722,280	13.5	1	574,854,062	11.5	796
2	揚 物	588,483	11.0	2	383,467,162	7.7	652
3	か ま ぼ こ	259,101	4.8	6	210,921,959	4.2	814
4	昆 布 ・ わ か め	217,091	4.0	8	162,172,964	3.2	747
5	生 珍 味	215,889	4.0	3	294,102,265	5.9	1,362
6	塩 か ら	165,978	3.1	7	186,732,037	3.7	1,125
7	開 干 ほ っ け	135,346	2.5	11	135,182,896	2.7	999
8	開 干 さ ん ま	126,004	2.3	20	64,048,265	1.3	508
9	切 身 み り ん	125,297	2.3	14	93,882,690	1.9	749
10	開 干 あ じ	125,085	2.3	13	108,348,429	2.2	866
11	ち く わ	124,454	2.3	17	78,744,387	1.6	633
12	助 子	113,373	2.1	4	270,878,158	5.4	2,389
13	煮 干	99,193	1.8	9	146,168,617	2.9	1,474
14	す る め	98,275	1.8	12	112,172,482	2.2	1,141
15	丸 干 い わ し	92,635	1.7	21	48,156,217	1.0	520
16	切 身 粕	90,556	1.7	15	91,856,500	1.8	1,014
17	佃 煮 ・ 漬 物	74,748	1.4	16	78,786,945	1.6	1,054
18	筋 子	68,203	1.3	5	215,927,838	4.3	3,166
19	塩 ほ っ け	57,427	1.1	27	28,852,112	0.6	502
20	切 身 も ろ み	49,597	0.9	22	48,006,028	1.0	968
21	身 欠 に し ん	45,756	0.9	24	32,612,460	0.7	713
22	な る と	44,385	0.8	26	32,260,892	0.6	727
23	塩 ま す	42,704	0.8	25	32,278,643	0.6	756
24	干 珍 味	35,216	0.7	18	78,044,766	1.6	2,216
25	い く ら	32,887	0.6	10	145,374,073	2.9	4,420
26	数 の 子	31,615	0.6	19	68,823,611	1.4	2,177
27	開 干 さ ば	22,213	0.4	30	20,800,466	0.4	936

(塩干、加工品)

数量 順位	品 目	数量(K g)	比率(%)	金額 順位	金 額	比率(%)	平均単価
28	焼 物	20,811	0.4	29	21,251,235	0.4	1,021
29	丸 干 さ ん ま	20,497	0.4	32	12,790,214	0.3	624
30	み り ん 干	20,144	0.4	23	34,892,216	0.7	1,732
31	た こ 類	12,216	0.2	28	21,550,681	0.4	1,764
32	切 身 し ょ う が	11,397	0.2	33	9,051,384	0.2	794
33	開 干 き ち じ	10,299	0.2	31	20,563,963	0.4	1,997
34	ハム・ソーセージ	764	0.0	34	757,882	0.0	992
1	そ の 他 練 製 品	844,868	15.7	1	561,940,120	11.2	665
2	そ の 他	232,314	4.3	4	144,980,618	2.9	624
3	そ の 他 干 物	221,377	4.1	2	268,628,020	5.4	1,213
4	そ の 他 切 身	168,166	3.1	3	165,678,081	3.3	985
	塩 干 、 加 工 品 計	5,366,644	100.0		5,005,541,338	100.0	933

5. 主要品目月別平均単価推移図



6. 種別・出荷

種別・出荷地	計	4月	5月	6月	7月	8月
福島	4,349,229	271,494	338,099	534,233	511,489	320,221
合計	2,859,689,996	191,578,812	244,598,395	296,666,054	323,645,745	246,595,214
鮮魚	2,873,786	117,778	206,444	400,857	389,485	204,796
	1,554,763,807	79,903,419	137,332,684	188,031,322	212,804,426	139,370,207
冷凍	554,869	63,741	53,079	56,859	45,998	47,486
	403,274,480	40,517,448	33,835,573	34,106,222	32,978,174	35,957,127
塩干・加工品	920,574	89,975	78,576	76,517	76,006	67,939
	901,651,709	71,157,945	73,430,138	74,528,510	77,863,145	71,267,880
北海道	1,243,063	88,785	91,517	80,266	100,882	162,902
合計	1,131,371,432	81,563,004	85,439,957	75,677,365	93,612,115	123,501,666
鮮魚	909,229	62,903	59,927	51,116	64,030	132,457
	749,419,364	55,141,575	52,808,846	46,860,214	60,102,682	96,314,122
冷凍	71,030	5,686	3,779	3,822	3,864	5,392
	103,704,900	7,434,963	6,071,574	6,223,491	4,675,180	6,446,587
塩干・加工品	262,804	20,196	27,811	25,328	32,988	25,053
	278,247,168	18,986,466	26,559,537	22,593,660	28,834,253	20,740,957
青森	1,213,731	109,206	72,248	78,704	112,038	109,779
合計	813,723,044	73,787,798	56,485,325	52,387,936	62,194,027	74,726,004
鮮魚	566,745	41,316	31,041	31,107	64,070	65,799
	326,701,077	31,316,574	22,148,574	19,122,179	26,888,782	34,434,683
冷凍	251,847	30,449	11,257	18,799	15,162	10,379
	123,974,021	12,356,582	7,305,718	8,536,768	7,252,741	5,599,448
塩干・加工品	395,139	37,441	29,950	28,798	32,806	33,601
	363,047,946	30,114,642	27,031,033	24,728,989	28,052,504	34,691,873
岩手	646,088	14,459	15,441	24,737	29,433	78,959
合計	300,788,281	11,995,755	12,190,781	15,887,819	17,077,184	42,512,453
鮮魚	621,811	11,548	11,772	20,058	27,959	77,098
	263,764,024	7,994,319	8,417,784	12,619,183	13,610,941	37,873,360
冷凍	6,083	358	274	2,785	232	170
	3,035,451	264,432	160,251	650,964	178,332	145,635
塩干・加工品	18,194	2,553	3,395	1,894	1,242	1,691
	33,988,806	3,737,004	3,612,746	2,617,672	3,287,911	4,493,458
宮城	5,457,501	444,022	416,990	469,886	529,272	573,872
合計	3,621,891,335	283,689,175	265,753,247	280,901,966	309,980,301	346,152,286
鮮魚	1,249,301	70,570	67,657	103,486	94,419	153,494
	840,375,540	50,835,468	48,946,291	63,224,180	61,046,199	94,337,539
冷凍	2,580,781	238,986	224,346	236,412	300,161	286,697
	1,423,354,950	123,451,658	117,557,878	115,599,698	132,311,160	135,794,542
塩干・加工品	1,627,419	134,466	124,987	129,988	134,692	133,681
	1,358,160,845	109,402,049	99,249,078	102,078,088	116,622,942	116,020,205
秋田	67,064	5,205	11,406	9,608	3,537	3,310
合計	52,729,563	4,558,442	5,539,579	4,738,310	3,772,108	6,001,941
鮮魚	61,219	4,877	10,996	9,457	3,264	2,084
	36,162,772	3,634,804	4,289,029	4,269,170	2,897,563	2,240,631
塩干・加工品	5,845	328	410	151	273	1,226
	16,566,791	923,638	1,250,550	469,140	874,545	3,761,310
山形	63,656	4,549	5,494	5,949	4,907	4,916
合計	28,858,675	1,979,032	2,458,082	2,886,288	2,489,093	2,530,994
鮮魚	7,446	47	299	1,492	266	186
	3,524,175	58,401	158,360	756,233	131,796	157,228
冷凍	270					
	609,740					
塩干・加工品	55,940	4,502	5,195	4,457	4,641	4,730
	24,724,760	1,920,631	2,299,722	2,130,055	2,357,297	2,373,766
茨城	909,570	93,935	90,739	82,947	56,577	59,300
合計	608,508,122	56,547,267	54,510,209	49,126,798	42,964,960	44,697,274
鮮魚	226,318	21,913	16,153	16,417	11,653	10,704
	170,197,641	15,466,106	12,679,699	10,987,732	9,699,586	10,390,211
冷凍	234,137	31,822	32,880	30,080	9,504	9,690
	117,189,916	11,821,964	13,238,108	12,327,774	7,855,355	8,342,189
塩干・加工品	449,115	40,200	41,706	36,450	35,420	38,906
	321,120,565	29,259,197	28,592,402	25,811,292	25,410,019	25,964,874

地別・月別取扱高表

単位 上段：数量=kg
下段：金額=円

9月	10月	11月	12月	1月	2月	3月
365,900	504,846	397,380	398,410	224,757	222,810	259,590
196,442,699	232,621,455	216,732,403	352,396,051	189,784,802	169,860,946	198,767,420
277,599	413,161	296,789	220,619	117,045	109,315	119,898
114,308,426	140,754,714	120,279,874	161,367,167	90,790,593	78,645,002	91,175,973
32,905	30,095	32,028	54,393	38,590	41,426	58,269
27,489,657	25,602,523	29,109,967	47,567,840	30,277,819	27,800,476	38,031,654
55,396	61,590	68,563	123,398	69,122	72,069	81,423
54,644,616	66,264,218	67,342,562	143,461,044	68,716,390	63,415,468	69,559,793
117,891	96,514	143,038	180,455	52,310	55,915	72,588
82,108,421	81,600,949	118,298,153	212,951,190	55,259,796	52,259,787	69,099,029
91,672	74,903	117,141	120,243	39,551	40,879	54,407
58,916,364	56,045,741	84,610,901	122,629,224	37,355,946	35,280,655	43,353,094
4,962	2,238	6,391	20,732	3,052	4,080	7,032
5,063,640	3,281,991	9,357,617	32,097,425	4,656,852	6,150,435	12,245,145
21,257	19,373	19,506	39,480	9,707	10,956	11,149
18,128,417	22,273,217	24,329,635	58,224,541	13,246,998	10,828,697	13,500,790
99,662	98,347	105,031	153,896	86,081	93,058	95,681
55,230,848	58,268,895	66,945,885	126,706,555	58,511,817	65,732,870	62,745,084
58,796	54,472	36,116	44,864	40,723	47,226	51,215
24,289,476	25,188,448	21,612,928	33,663,739	24,612,532	33,250,582	30,172,580
12,310	13,768	38,171	55,680	18,223	15,756	11,893
6,114,208	8,171,513	17,788,223	29,206,533	8,991,996	6,931,307	5,718,984
28,556	30,107	30,744	53,352	27,135	30,076	32,573
24,827,164	24,908,934	27,544,734	63,836,283	24,907,289	25,550,981	26,853,520
222,084	94,867	51,251	48,111	32,619	14,362	19,765
74,473,199	35,562,295	25,642,841	22,368,644	19,788,903	10,040,157	13,248,250
220,745	93,348	49,826	46,352	31,053	13,277	18,775
72,373,829	32,882,284	21,935,670	18,472,430	17,350,232	8,667,445	11,566,547
288	230	236	254	980	196	80
221,718	179,235	181,629	191,331	655,515	156,849	49,560
1,051	1,289	1,189	1,505	586	889	910
1,877,652	2,500,776	3,525,542	3,704,883	1,783,156	1,215,863	1,632,143
537,016	470,567	379,129	539,353	377,595	369,369	350,430
321,431,083	305,906,757	294,983,906	453,163,689	252,848,933	242,869,038	264,210,954
205,812	178,833	91,774	83,988	68,855	65,048	65,365
116,130,576	108,179,936	72,818,272	71,290,714	51,218,288	49,358,357	52,989,720
221,314	152,320	144,895	243,621	184,791	189,994	157,244
112,932,343	86,682,592	98,179,976	181,651,628	108,728,900	102,371,747	108,092,828
109,890	139,414	142,460	211,744	123,949	114,327	127,821
92,368,164	111,044,229	123,985,658	200,221,347	92,901,745	91,138,934	103,128,406
9,825	8,328	7,846	4,515	789	1,420	1,275
5,645,907	6,961,932	6,569,176	4,573,423	845,600	1,437,807	2,085,338
9,382	7,527	7,316	3,813	504	811	1,188
4,291,144	4,624,737	4,882,876	2,136,163	262,355	802,751	1,831,549
443	801	530	702	285	609	87
1,354,763	2,337,195	1,686,300	2,437,260	583,245	635,056	253,789
4,892	5,020	5,193	4,560	3,790	5,932	8,454
2,498,487	1,966,846	2,466,974	1,929,276	1,534,417	2,474,732	3,644,454
368	888	575	869	197	709	1,550
198,069	234,931	303,174	243,223	94,144	274,937	913,679
42			36		132	60
142,910			73,710		270,270	122,850
4,482	4,132	4,618	3,655	3,593	5,091	6,844
2,157,508	1,731,915	2,163,800	1,612,343	1,440,273	1,929,525	2,607,925
58,840	64,574	70,566	77,140	89,141	101,931	63,880
41,311,189	45,991,889	53,665,343	64,764,182	49,973,587	57,062,733	47,892,691
18,537	24,229	26,132	27,813	17,223	20,686	14,858
14,262,649	16,288,240	16,960,942	20,999,940	14,108,561	16,603,143	11,750,832
7,923	6,280	6,671	10,033	39,164	43,538	6,552
4,653,637	5,291,763	6,428,072	14,500,505	12,686,438	13,727,850	6,316,261
32,380	34,065	37,763	39,294	32,754	37,707	42,470
22,394,903	24,411,886	30,276,329	29,263,737	23,178,588	26,731,740	29,825,598

種別・出荷地	計	4月	5月	6月	7月	8月
栃木	24,796	2,891	1,608	2,041	2,409	1,714
合計	13,070,920	1,243,174	1,053,288	1,493,403	1,591,278	1,172,504
鮮魚	598		3	292	210	73
	1,158,360		2,520	469,560	509,460	128,520
塩干・加工品	24,198	2,891	1,605	1,749	2,199	1,641
	11,912,560	1,243,174	1,050,768	1,023,843	1,081,818	1,043,984
群馬	91,568	10,334	8,383	8,494	7,312	6,404
合計	60,363,252	5,869,127	5,397,490	5,370,359	4,906,805	4,635,365
鮮魚	1,696	128	187	116	254	201
	3,744,027	309,834	462,966	275,898	588,357	438,270
冷凍	10,754	990	770	1,490	500	760
	16,499,656	1,604,088	1,335,811	1,667,526	818,790	1,227,450
塩干・加工品	79,118	9,216	7,426	6,888	6,558	5,443
	40,119,569	3,955,205	3,598,713	3,426,935	3,499,658	2,969,645
埼玉	29,801	4,858	3,651	2,230	1,869	2,607
合計	62,020,701	8,691,979	6,267,073	5,113,596	4,735,309	9,584,028
鮮魚	7,424	2,302	823	432	394	669
	15,821,357	3,806,413	1,841,070	792,278	832,125	4,684,998
冷凍	2,519	65	315	30	45	45
	2,020,602	61,320	52,920	35,280	52,920	52,920
塩干・加工品	19,858	2,491	2,513	1,768	1,430	1,893
	44,178,742	4,824,246	4,373,083	4,286,038	3,850,264	4,846,110
千葉	1,755,652	187,794	275,670	118,039	103,934	155,781
合計	1,218,319,352	144,806,801	188,172,792	75,910,222	64,648,055	99,454,762
鮮魚	1,376,859	159,544	246,419	89,502	69,463	124,866
	908,988,962	122,691,620	165,437,529	53,070,118	37,545,670	73,695,975
冷凍	39,666	3,237	5,917	3,448	5,551	3,506
	24,638,574	1,504,891	2,952,762	1,788,678	2,860,944	3,108,982
塩干・加工品	339,127	25,013	23,334	25,089	28,920	27,409
	284,691,816	20,610,290	19,782,501	21,051,426	24,241,441	22,649,805
東京	2,542,887	191,077	203,783	186,094	238,710	235,831
合計	2,552,013,305	202,008,139	204,584,775	184,988,883	240,289,883	247,539,812
鮮魚	776,412	61,128	61,703	50,384	61,664	76,034
	903,494,902	73,131,586	76,241,082	60,525,008	75,995,304	98,578,757
冷凍	1,401,053	91,179	106,099	104,997	147,241	123,872
	1,093,352,743	76,169,456	78,349,078	80,655,189	115,010,831	95,178,207
塩干・加工品	365,422	38,770	35,981	30,713	29,805	35,925
	555,165,660	52,707,097	49,994,615	43,808,686	49,283,748	53,782,848
神奈川	182,100	20,003	20,454	13,807	23,744	16,916
合計	133,285,712	14,460,625	14,521,593	9,972,170	11,485,992	11,715,798
鮮魚	66,497	8,138	8,470	4,045	12,706	7,165
	33,589,259	3,304,435	3,454,703	1,696,469	2,889,136	2,451,881
冷凍	23,294	3,455	3,418	2,250	1,902	2,396
	37,899,815	5,761,057	5,768,693	3,214,156	2,923,332	3,950,189
塩干・加工品	92,309	8,410	8,566	7,512	9,136	7,355
	61,796,638	5,395,133	5,298,197	5,061,545	5,673,524	5,313,728
新潟	340,172	30,497	29,827	28,170	27,594	24,341
合計	228,300,168	18,950,570	17,603,450	17,324,784	18,884,593	16,388,556
鮮魚	59,142	3,521	3,450	4,450	4,268	3,287
	40,030,187	2,818,405	2,362,148	3,068,173	3,071,219	2,885,605
冷凍	4,098	248	201	220	199	169
	6,033,399	428,169	264,407	323,647	349,608	323,190
塩干・加工品	276,932	26,728	26,176	23,500	23,127	20,885
	182,236,582	15,703,996	14,976,895	13,932,964	15,463,766	13,179,761
富山	39,715	3,072	5,919	3,964	2,251	749
合計	20,394,465	1,793,829	2,420,965	1,855,700	1,132,766	536,739
鮮魚	36,669	2,817	5,704	3,704	1,992	547
	16,217,993	1,360,809	2,129,401	1,502,816	779,701	256,935
塩干・加工品	3,046	255	215	260	259	202
	4,176,472	433,020	291,564	352,884	353,065	279,804

9月	10月	11月	12月	1月	2月	3月
1,901	2,326	1,883	1,400	2,711	2,428	1,484
1,031,871	955,858	856,459	857,609	946,140	1,083,910	785,426
		20				
		48,300				
1,901	2,326	1,863	1,400	2,711	2,428	1,484
1,031,871	955,858	808,159	857,609	946,140	1,083,910	785,426
5,557	5,796	6,465	6,273	7,237	7,406	11,907
4,014,520	4,174,828	5,138,956	5,392,295	4,800,036	3,968,957	6,694,514
167	106	136	141	64	95	101
390,348	231,966	191,982	233,100	206,136	202,734	212,436
600	820	1,210	1,322	818	200	1,274
990,255	1,351,088	2,037,210	2,142,420	1,548,481	349,650	1,426,887
4,790	4,870	5,119	4,810	6,355	7,111	10,532
2,633,917	2,591,774	2,909,764	3,016,775	3,045,419	3,416,573	5,055,191
1,317	1,759	2,123	2,850	1,364	2,282	2,891
3,909,120	4,021,584	4,444,062	5,952,254	2,774,716	2,687,836	3,839,144
130	88	173	516	396	664	837
621,390	236,145	350,826	815,157	422,184	499,310	919,461
60	158	479	603	125	180	414
83,160	96,180	220,290	658,573	128,520	173,880	404,639
1,127	1,513	1,471	1,731	843	1,438	1,640
3,204,570	3,689,259	3,872,946	4,478,524	2,224,012	2,014,646	2,515,044
132,841	129,380	96,396	148,881	123,000	134,858	149,078
85,328,340	91,155,880	81,146,936	117,885,316	82,661,328	79,605,537	107,543,383
111,875	101,507	64,935	101,693	83,667	101,603	121,785
67,451,577	67,359,738	52,906,855	72,043,301	54,892,315	56,622,457	85,271,807
1,819	3,343	2,283	6,401	1,920	823	1,418
980,613	1,891,169	1,517,347	4,523,279	1,635,890	646,254	1,227,765
19,147	24,530	29,178	40,787	37,413	32,432	25,875
16,896,150	21,904,973	26,722,734	41,318,736	26,133,123	22,336,826	21,043,811
175,851	200,486	224,649	307,607	156,930	159,634	262,235
182,041,717	186,819,338	219,666,268	343,833,309	164,631,744	160,544,715	215,064,722
54,334	53,610	66,162	86,572	67,918	67,567	69,336
60,942,986	62,819,228	70,549,576	108,367,030	72,604,661	68,647,712	75,091,972
94,503	121,268	129,005	177,009	66,568	72,123	167,189
83,351,184	87,758,351	107,897,552	150,306,232	58,409,466	60,675,218	99,591,979
27,014	25,608	29,482	44,026	22,444	19,944	25,710
37,747,547	36,241,759	41,219,140	85,160,047	33,617,617	31,221,785	40,380,771
13,038	12,529	9,503	16,551	11,083	12,061	12,411
9,333,519	8,894,981	8,125,280	19,526,928	7,047,679	8,437,167	9,763,980
4,404	2,855	981	3,859	3,355	5,557	4,962
2,159,605	2,145,632	1,379,231	4,648,673	2,395,938	3,337,671	3,725,885
1,604	1,059	1,015	4,007	545	970	673
2,416,866	1,665,108	1,842,112	7,051,154	763,432	1,443,405	1,100,311
7,030	8,615	7,507	8,685	7,183	5,534	6,776
4,757,048	5,084,241	4,903,937	7,827,101	3,888,309	3,656,091	4,937,784
22,877	27,974	29,155	40,839	25,488	27,792	25,618
14,706,347	15,784,627	19,993,977	37,359,152	16,510,215	17,938,491	16,855,406
3,424	6,342	7,296	5,425	5,907	7,137	4,635
1,892,291	2,533,871	5,218,412	5,242,042	3,690,883	4,372,875	2,874,263
391	824	303	411	331	374	427
599,067	729,112	554,110	738,335	496,157	669,942	557,655
19,062	20,808	21,556	35,003	19,250	20,281	20,556
12,214,989	12,521,644	14,221,455	31,378,775	12,323,175	12,895,674	13,423,488
1,102	1,851	2,016	2,644	3,799	8,376	3,972
412,736	886,267	944,026	1,771,749	2,154,073	4,193,164	2,292,451
930	1,511	1,811	2,432	3,648	8,086	3,487
235,349	433,171	661,030	1,485,729	1,942,750	3,798,532	1,631,770
172	340	205	212	151	290	485
177,387	453,096	282,996	286,020	211,323	394,632	660,681

種別・出荷地	計	4月	5月	6月	7月	8月
石川	12,853	704	1,347	2,745	935	1,288
合計	11,283,698	712,208	1,195,604	1,985,496	762,079	1,083,039
鮮魚	6,421	299	856	2,157	417	410
	4,475,681	207,480	560,280	1,360,633	281,401	280,876
冷凍	431		40	32	64	48
	649,740		65,520	43,680	87,360	65,520
塩干・加工品	6,001	405	451	556	454	830
	6,158,277	504,728	569,804	581,183	393,318	736,643
福井	48,367	4,925	6,411	4,472	2,475	2,733
合計	20,154,824	2,136,814	2,802,986	2,119,869	1,317,768	1,180,969
鮮魚	15,058	3,179	5,237	3,303	1,306	85
	6,519,418	1,217,685	1,964,976	1,440,940	563,995	56,700
冷凍	25					
	37,275					
塩干・加工品	33,284	1,746	1,174	1,169	1,169	2,648
	13,598,131	919,129	838,010	678,929	753,773	1,124,269
山梨	2,546	266	204	124	194	273
合計	4,134,655	420,569	340,590	218,799	289,550	363,679
鮮魚	86	6	36			
	92,894	4,788	28,728			
冷凍	36	30				6
	59,220	23,940				35,280
塩干・加工品	2,424	230	168	124	194	267
	3,982,541	391,841	311,862	218,799	289,550	328,399
岐阜	19,698	1,877	1,508	1,461	1,677	1,602
合計	18,979,371	1,734,939	1,468,383	1,393,623	1,694,931	1,620,350
冷凍	18,831	1,808	1,460	1,390	1,590	1,547
	17,676,806	1,627,240	1,386,735	1,282,365	1,565,970	1,526,795
塩干・加工品	867	69	48	71	87	55
	1,302,565	107,699	81,648	111,258	128,961	93,555
静岡	435,118	45,201	39,467	31,215	33,522	28,401
合計	482,483,914	44,294,469	38,426,559	33,153,675	43,310,152	31,631,046
鮮魚	151,439	16,581	16,677	13,345	11,036	8,812
	109,643,038	10,629,668	9,726,224	7,062,176	9,075,302	7,048,962
冷凍	142,223	14,481	10,811	5,739	8,021	7,156
	215,057,059	19,511,443	15,573,795	11,374,028	18,781,581	11,475,549
塩干・加工品	141,456	14,139	11,979	12,131	14,465	12,433
	157,783,817	14,153,358	13,126,540	14,717,471	15,453,269	13,106,535
愛知	282,861	33,739	31,120	25,888	17,895	11,744
合計	203,461,745	22,901,731	20,527,937	16,638,887	12,702,364	10,161,416
鮮魚	166,527	21,876	20,546	16,596	10,332	4,576
	115,510,370	15,496,855	13,867,142	10,114,069	7,095,760	4,276,547
冷凍	14,538	680	498	275	350	310
	7,927,791	438,900	308,490	180,075	217,770	287,322
塩干・加工品	101,796	11,183	10,076	9,017	7,213	6,858
	80,023,584	6,965,976	6,352,305	6,344,743	5,388,834	5,597,547
三重	135,617	15,350	12,745	9,810	9,325	11,444
合計	128,351,015	11,842,773	12,337,876	8,669,168	8,767,470	10,836,555
鮮魚	80,731	6,331	6,201	5,154	7,059	7,885
	64,304,960	5,307,168	5,564,083	4,444,169	5,437,577	6,605,519
冷凍	49,957	8,263	5,822	4,163	1,728	3,067
	56,630,293	5,568,240	6,102,045	3,666,315	2,621,573	3,497,674
塩干・加工品	4,929	756	722	493	538	492
	7,415,762	967,365	671,748	558,684	708,320	733,362
滋賀	2,156	88	168	244	243	143
合計	1,901,986	96,642	89,303	330,153	410,130	213,612
鮮魚	500			160	230	110
	788,550			253,050	362,250	173,250
塩干・加工品	1,656	88	168	84	13	33
	1,113,436	96,642	89,303	77,103	47,880	40,362
京都	4,833	810	753	142	93	142
合計	6,870,164	942,120	1,611,279	174,348	137,468	226,408
鮮魚	4,803	810	753	132	93	142
	6,778,814	942,120	1,611,279	143,898	137,468	226,408
冷凍	30			10		
	91,350			30,450		

9月	10月	11月	12月	1月	2月	3月
1,157	1,026	806	1,214	434	541	656
1,060,820	1,018,995	793,170	1,199,352	333,879	502,913	636,143
477	342	366	491	160	212	234
388,028	290,745	291,795	367,920	119,700	160,293	166,530
35	24	48	80		32	28
87,360	43,680	65,520	109,200		43,680	38,220
645	660	392	643	274	297	394
585,432	684,570	435,855	722,232	214,179	298,940	431,393
4,901	5,579	4,656	3,408	3,151	2,974	2,682
1,741,482	1,952,803	1,806,029	1,371,141	1,208,922	1,286,776	1,229,265
213	358	193	341	216	110	517
125,895	170,678	120,803	209,130	175,378	130,095	343,143
5	20					
7,875	29,400					
4,683	5,201	4,463	3,067	2,935	2,864	2,165
1,607,712	1,752,725	1,685,226	1,162,011	1,033,544	1,156,681	886,122
147	206	225	364	156	177	210
173,389	249,418	291,734	1,122,379	190,166	243,508	230,874
				44		
				59,378		
147	206	225	364	112	177	210
173,389	249,418	291,734	1,122,379	130,788	243,508	230,874
1,516	1,479	1,508	2,033	1,563	1,429	2,045
1,475,157	1,362,197	1,552,152	2,006,487	1,460,424	1,377,978	1,832,750
1,429	1,358	1,433	1,960	1,514	1,371	1,971
1,347,686	1,213,800	1,448,160	1,912,365	1,377,075	1,279,320	1,709,295
87	121	75	73	49	58	74
127,471	148,397	103,992	94,122	83,349	98,658	123,455
26,365	33,340	34,611	50,330	36,174	34,396	42,096
31,930,227	37,900,418	39,471,468	55,530,326	41,281,739	38,401,546	47,152,289
9,426	11,956	9,447	15,569	11,956	11,751	14,883
6,889,903	10,256,695	8,855,967	11,752,965	8,041,128	8,564,252	11,739,796
6,602	10,590	14,287	21,032	16,122	12,481	14,901
12,697,196	15,343,684	18,426,414	28,606,685	23,739,936	18,148,560	21,378,188
10,337	10,794	10,877	13,729	8,096	10,164	12,312
12,343,128	12,300,039	12,189,087	15,170,676	9,500,675	11,688,734	14,034,305
20,183	19,533	25,430	27,717	17,377	17,842	34,393
14,319,241	14,947,727	19,142,801	22,242,976	12,396,287	13,755,929	23,724,449
12,704	11,262	17,757	14,840	9,150	11,089	15,799
8,256,534	8,275,981	12,428,936	10,513,516	5,770,998	7,586,925	11,827,107
260	290	620	645	270	280	10,060
151,410	177,135	327,390	455,658	160,860	171,570	5,051,211
7,219	7,981	7,053	12,232	7,957	6,473	8,534
5,911,297	6,494,611	6,386,475	11,273,802	6,464,429	5,997,434	6,846,131
9,117	7,638	10,046	17,139	8,261	11,441	13,301
10,391,750	7,553,680	12,564,348	18,783,138	7,397,013	8,626,397	10,580,847
5,386	5,909	5,700	10,066	6,284	7,589	7,167
4,257,009	4,520,400	4,550,828	8,037,452	4,765,521	5,679,631	5,135,603
3,478	1,559	3,981	6,859	1,841	3,777	5,419
5,718,059	2,708,263	7,213,063	10,097,962	2,345,535	2,602,849	4,488,715
253	170	365	214	136	75	715
416,682	325,017	800,457	647,724	285,957	343,917	956,529
107	316	125	292	144	186	100
107,457	144,545	43,281	219,944	47,292	165,607	34,020
107	316	125	292	144	186	100
107,457	144,545	43,281	219,944	47,292	165,607	34,020
295	477	308	475	282	409	647
383,077	681,109	347,162	1,005,392	317,169	415,678	628,954
295	467	308	475	272	409	647
383,077	650,659	347,162	1,005,392	286,719	415,678	628,954
	10			10		
	30,450			30,450		

種別・出荷地	計	4月	5月	6月	7月	8月
大阪	54,556	3,692	4,513	4,369	3,061	5,518
合計	74,691,174	4,697,360	6,458,296	6,188,390	4,239,902	7,212,296
鮮魚	41,764	1,880	3,198	2,511	1,708	4,705
	53,826,645	2,100,458	4,397,121	3,422,266	2,031,173	5,781,041
冷凍	10,624	1,776	1,293	1,842	1,322	490
	15,685,676	2,364,379	1,946,735	2,618,284	1,928,589	769,335
塩干・加工品	2,168	36	22	16	31	323
	5,178,853	232,523	114,440	147,840	280,140	661,920
兵庫	133,766	11,625	12,294	8,483	7,351	7,266
合計	150,536,509	12,554,391	12,301,726	9,086,324	8,891,639	9,195,108
鮮魚	89,837	6,973	8,097	3,833	3,492	3,920
	98,695,634	6,738,145	7,399,064	4,792,664	4,415,845	5,492,934
冷凍	2,031	168	128	363	70	320
	3,239,925	306,264	213,234	347,634	140,826	273,399
塩干・加工品	41,898	4,484	4,069	4,287	3,789	3,026
	48,600,950	5,509,982	4,689,428	3,946,026	4,334,968	3,428,775
和歌山	28,361	6,647	4,590	817	1,370	8,557
合計	22,137,210	5,797,146	4,239,369	867,804	1,358,482	1,695,667
鮮魚	15,387	6,026	4,088	296	810	587
	11,833,328	4,834,695	3,540,237	86,100	429,190	575,317
冷凍	8,939	331	227	300	305	7,535
	1,343,757	226,695	142,674	227,766	282,912	142,170
塩干・加工品	4,035	290	275	221	255	435
	8,960,125	735,756	556,458	553,938	646,380	978,180
鳥取	21,517	1,348	1,442	3,136	2,043	2,173
合計	28,552,841	1,854,503	1,718,414	4,884,286	2,487,043	2,135,161
鮮魚	12,123	791	1,026	2,646	965	1,126
	13,747,519	1,007,224	1,083,421	4,150,304	1,373,400	963,486
冷凍	3,297	24	21	172	317	320
	6,123,321	90,825	45,318	255,276	208,656	203,364
塩干・加工品	6,097	533	395	318	761	727
	8,682,001	756,454	589,675	478,706	904,987	968,311
島根	31,801	2,939	4,660	2,207	1,444	1,872
合計	37,106,461	3,161,170	4,274,785	2,022,003	1,498,534	2,340,669
鮮魚	30,030	2,843	4,481	2,111	1,373	1,802
	34,932,073	3,047,238	4,046,538	1,896,301	1,414,089	2,233,827
冷凍	432	85	80	76	61	60
	582,105	90,179	97,867	95,462	69,325	91,722
塩干・加工品	1,339	11	99	20	10	10
	1,592,283	23,753	130,380	30,240	15,120	15,120
岡山	2,595	286	228	155	261	216
合計	4,662,073	524,010	476,861	359,827	454,329	345,598
鮮魚	753	120	124	73	129	59
	1,987,878	361,470	384,041	251,740	347,342	131,776
塩干・加工品	1,842	166	104	82	132	157
	2,674,195	162,540	92,820	108,087	106,987	213,822
広島	30,319	1,800	1,065	1,353	944	836
合計	40,643,767	1,852,041	1,052,064	1,307,146	839,785	847,708
鮮魚	26,695	1,465	785	1,062	682	516
	33,660,177	1,133,094	459,864	696,308	310,800	171,612
冷凍	640	60	40	20	40	40
	572,250	53,550	35,700	17,850	35,700	35,700
塩干・加工品	2,984	275	240	271	222	280
	6,411,340	665,397	556,500	592,988	493,285	640,396
山口	60,785	6,645	6,271	3,526	4,329	3,168
合計	80,425,769	7,952,215	6,733,308	3,843,660	5,105,181	4,000,805
鮮魚	40,556	4,363	4,261	1,941	2,869	1,646
	54,524,842	5,574,570	4,504,744	1,798,024	3,027,499	1,710,339
冷凍	54					
	187,740					
塩干・加工品	20,175	2,282	2,010	1,585	1,460	1,522
	25,713,187	2,377,645	2,228,564	2,045,636	2,077,682	2,290,466

9月	10月	11月	12月	1月	2月	3月
5,747	1,454	3,418	11,307	6,368	3,163	1,946
8,609,508	3,415,297	5,373,782	15,143,618	7,444,110	3,007,099	2,901,516
4,693	414	2,508	10,509	5,479	2,617	1,542
6,693,097	1,443,841	3,859,974	13,531,075	6,159,748	2,209,571	2,197,280
710	730	724	442	679	476	140
1,211,861	1,282,236	1,075,118	659,773	924,842	682,868	221,656
344	310	186	356	210	70	264
704,550	689,220	438,690	952,770	359,520	114,660	482,580
9,517	14,977	13,942	19,527	10,065	8,073	10,646
10,615,653	17,081,891	15,786,825	22,085,787	10,619,173	9,632,732	12,685,260
7,006	10,822	10,685	15,025	7,768	5,156	7,060
7,947,267	12,521,487	12,082,139	16,231,628	7,627,406	5,750,194	7,696,861
114	93	128	258	91	209	89
244,524	288,048	122,883	536,457	189,978	364,595	212,083
2,397	4,062	3,129	4,244	2,206	2,708	3,497
2,423,862	4,272,356	3,581,803	5,317,702	2,801,789	3,517,943	4,776,316
461	454	457	562	1,391	647	2,408
875,395	886,872	995,148	1,201,536	1,191,417	883,869	2,144,505
				1,116	335	2,129
				560,251	272,244	1,535,294
123	118					
170,466	151,074					
338	336	457	562	275	312	279
704,929	735,798	995,148	1,201,536	631,166	611,625	609,211
1,782	1,661	681	2,471	1,413	1,261	2,106
1,653,307	1,864,409	1,033,123	4,416,071	1,744,685	1,401,865	3,359,974
1,218	869	229	408	967	891	987
1,081,509	742,351	326,592	523,278	811,613	823,021	861,320
232	195	120	818	166	112	800
128,251	264,096	143,556	1,979,765	457,800	236,565	2,109,849
332	597	332	1,245	280	258	319
443,547	857,962	562,975	1,913,028	475,272	342,279	388,805
2,253	5,102	5,903	3,893	519	581	428
2,987,766	6,276,751	7,526,881	5,234,344	636,602	642,872	504,084
1,982	4,847	5,633	3,746	330	487	395
2,648,908	5,977,361	7,203,014	5,064,777	405,300	517,495	477,225
30		10		20	10	
63,000		21,000		34,650	18,900	
241	255	260	147	169	84	33
275,858	299,390	302,867	169,567	196,652	106,477	26,859
126	321	187	248	82	164	321
181,818	696,129	353,320	398,774	126,420	304,816	440,171
40	54	40	24		60	30
84,000	135,450	113,400	37,800		96,076	44,783
86	267	147	224	82	104	291
97,818	560,679	239,920	360,974	126,420	208,740	395,388
334	1,571	3,190	4,076	3,348	4,531	7,271
590,678	2,760,507	5,368,926	6,984,832	5,507,590	6,177,710	7,354,780
117	1,226	2,805	3,644	3,150	4,243	7,000
137,844	2,135,441	4,714,249	6,176,384	5,174,361	5,693,135	6,857,085
40	60	80	100	40	80	40
35,700	53,550	71,400	90,300	35,700	71,400	35,700
177	285	305	332	158	208	231
417,134	571,516	583,277	718,148	297,529	413,175	461,995
2,650	3,994	4,940	9,299	5,868	5,587	4,508
3,434,251	6,708,159	7,401,512	12,852,816	8,618,227	7,658,838	6,116,797
1,532	2,563	3,385	7,366	4,169	3,625	2,836
1,959,957	4,827,213	5,197,941	9,803,121	6,673,918	5,285,108	4,162,408
			18		21	15
			75,600		65,520	46,620
1,118	1,431	1,555	1,915	1,699	1,941	1,657
1,474,294	1,880,946	2,203,571	2,974,095	1,944,309	2,308,210	1,907,769

種別・出荷地	計	4月	5月	6月	7月	8月
香川	3,632	334	177	181	372	385
合計	4,373,440	475,201	218,568	205,821	358,168	373,527
鮮魚	24					
	102,291					
冷凍	1,897	120	87	118	239	194
	1,588,535	155,568	73,290	67,410	145,992	105,525
塩干・加工品	1,711	214	90	63	133	191
	2,682,614	319,633	145,278	138,411	212,176	268,002
愛媛	197,826	18,928	12,861	7,856	9,164	7,205
合計	145,894,850	15,389,990	10,800,371	6,503,957	6,390,955	6,749,003
鮮魚	194,571	18,642	12,586	7,529	8,897	6,914
	137,497,402	14,700,875	10,067,891	5,672,042	5,652,826	5,898,608
塩干・加工品	3,255	286	275	327	267	291
	8,397,448	689,115	732,480	831,915	738,129	850,395
高知	459	202	42	75	85	55
合計	511,974	166,919	65,951	99,530	106,807	72,767
鮮魚	459	202	42	75	85	55
	511,974	166,919	65,951	99,530	106,807	72,767
福岡	133,095	11,088	11,681	8,362	11,683	7,248
合計	183,295,481	17,508,467	14,821,074	12,510,229	16,676,086	14,791,234
鮮魚	79,052	5,533	7,315	3,662	6,577	2,340
	52,387,274	5,416,191	4,533,120	2,418,583	3,944,948	2,124,161
冷凍	4,019	165	35	198	464	261
	5,217,148	132,889	39,690	120,750	525,788	606,270
塩干・加工品	50,024	5,390	4,331	4,502	4,642	4,647
	125,691,059	11,959,387	10,248,264	9,970,896	12,205,350	12,060,803
佐賀	26,989	1,094	1,516	562	853	1,295
合計	50,891,108	3,250,284	3,530,758	1,503,806	2,300,569	3,818,054
鮮魚	24,926	1,094	1,504	543	662	1,050
	46,962,341	3,250,284	3,511,858	1,453,196	1,776,304	3,143,744
冷凍	750					
	371,157					
塩干・加工品	1,313		12	19	191	245
	3,557,610		18,900	50,610	524,265	674,310
長崎	59,625	3,968	2,707	2,904	3,009	3,703
合計	61,722,943	4,067,243	2,994,137	3,655,821	3,301,037	5,300,872
鮮魚	48,109	3,847	2,600	2,811	2,787	3,313
	46,299,465	3,721,478	2,755,262	3,409,701	2,888,597	4,520,774
冷凍	10,618	62	69	46	172	340
	13,812,148	140,490	125,055	96,495	308,490	637,823
塩干・加工品	898	59	38	47	50	50
	1,611,330	205,275	113,820	149,625	103,950	142,275
熊本	100,557	8,626	9,015	7,791	9,144	9,451
合計	81,446,944	6,851,197	6,868,255	6,407,703	6,375,609	7,973,146
鮮魚	99,882	8,565	8,955	7,759	9,099	9,384
	80,703,302	6,746,039	6,832,975	6,369,903	6,305,469	7,881,166
塩干・加工品	675	61	60	32	45	67
	743,642	105,158	35,280	37,800	70,140	91,980
大分	35,560	3,030	2,959	2,151	3,103	3,626
合計	28,246,931	2,460,596	2,502,126	1,750,614	2,833,146	3,353,345
鮮魚	33,298	3,030	2,882	2,041	2,917	3,385
	25,238,252	2,460,596	2,354,706	1,563,294	2,513,316	2,926,625
塩干・加工品	2,262		77	110	186	241
	3,008,679		147,420	187,320	319,830	426,720
宮崎	93,407	12,982	2,067	374	5,610	10,110
合計	64,312,960	7,804,171	912,906	211,190	5,519,678	7,258,194
鮮魚	93,407	12,982	2,067	374	5,610	10,110
	64,312,960	7,804,171	912,906	211,190	5,519,678	7,258,194
鹿児島	55,129	14,887	4,476	1,862	1,614	1,679
合計	48,841,038	14,111,075	4,096,276	1,207,141	1,721,930	1,681,344
鮮魚	55,127	14,887	4,476	1,860	1,614	1,679
	48,830,202	14,111,075	4,096,276	1,196,305	1,721,930	1,681,344
塩干・加工品	2			2		
	10,836			10,836		

9月	10月	11月	12月	1月	2月	3月
176	296	337	386	431	149	408
198,362	337,785	478,363	517,622	387,799	179,145	643,079
		8		3		13
		40,446		10,500		51,345
104	129	110	128	321	52	295
49,455	83,895	108,623	95,130	223,440	35,427	444,780
72	167	219	258	107	97	100
148,907	253,890	329,294	422,492	153,859	143,718	146,954
8,929	13,194	23,115	34,493	26,509	20,851	14,721
7,194,243	9,068,073	16,956,799	25,420,654	16,843,612	13,872,893	10,704,300
8,645	12,879	22,756	34,179	26,363	20,668	14,513
6,461,973	8,301,583	16,058,460	24,613,492	16,442,395	13,467,656	10,159,601
284	315	359	314	146	183	208
732,270	766,490	898,339	807,162	401,217	405,237	544,699
9,172	10,425	11,137	21,478	9,449	8,449	12,923
11,358,886	13,909,576	15,332,275	30,325,712	10,056,980	11,324,306	14,680,656
5,906	6,399	6,845	11,973	7,081	5,586	9,835
2,829,005	3,650,269	4,425,864	7,708,070	4,271,992	4,331,146	6,733,925
233	227	176	2,015	180	30	35
657,090	637,350	240,240	2,036,843	147,000	31,500	41,738
3,033	3,799	4,116	7,490	2,188	2,833	3,053
7,872,791	9,621,957	10,666,171	20,580,799	5,637,988	6,961,660	7,904,993
1,326	1,563	3,052	3,931	4,131	3,991	3,675
3,986,144	5,118,867	4,729,673	7,847,357	5,489,569	4,921,492	4,394,535
1,080	1,446	2,979	3,656	3,961	3,454	3,497
3,331,574	4,795,572	4,520,828	7,132,937	5,398,534	4,382,808	4,264,702
				170	420	160
				91,035	203,209	76,913
246	117	73	275		117	18
654,570	323,295	208,845	714,420		335,475	52,920
2,085	2,531	10,268	10,933	5,977	6,922	4,618
2,150,919	3,454,036	8,282,631	14,866,441	4,468,863	5,210,195	3,970,748
1,772	1,827	4,361	8,464	5,585	6,589	4,153
1,331,759	2,860,471	3,909,433	9,648,513	3,968,904	4,117,917	3,166,656
239	619	5,741	2,374	312	259	385
644,545	458,640	4,166,033	5,107,153	405,459	1,016,363	705,602
74	85	166	95	80	74	80
174,615	134,925	207,165	110,775	94,500	75,915	98,490
7,527	6,515	7,056	11,992	6,943	6,843	9,654
4,453,704	3,947,650	6,546,597	14,348,715	7,040,768	4,606,636	6,026,964
7,483	6,462	6,976	11,888	6,902	6,809	9,600
4,404,564	3,891,790	6,485,529	14,244,387	6,996,920	4,559,596	5,984,964
44	53	80	104	41	34	54
49,140	55,860	61,068	104,328	43,848	47,040	42,000
1,962	2,688	3,509	3,139	3,240	3,030	3,123
1,896,020	2,231,854	2,520,295	2,213,322	2,071,306	2,036,291	2,378,016
1,794	2,524	3,120	2,833	3,115	2,890	2,767
1,660,820	1,985,944	2,079,946	1,867,711	1,899,631	1,831,793	2,093,870
168	164	389	306	125	140	356
235,200	245,910	440,349	345,611	171,675	204,498	284,146
2,736	2,747	14,101	6,999	1,842	8,627	25,212
1,872,162	2,767,270	10,736,652	5,293,618	1,875,135	4,274,213	15,787,771
2,736	2,747	14,101	6,999	1,842	8,627	25,212
1,872,162	2,767,270	10,736,652	5,293,618	1,875,135	4,274,213	15,787,771
1,885	1,998	6,933	4,621	1,766	3,384	10,024
1,633,810	1,453,377	5,592,534	3,810,667	1,584,766	2,647,325	9,300,793
1,885	1,998	6,933	4,621	1,766	3,384	10,024
1,633,810	1,453,377	5,592,534	3,810,667	1,584,766	2,647,325	9,300,793

種別・出荷地	計	4月	5月	6月	7月	8月
沖縄	204,819	16,736	15,944	15,423	15,108	18,782
合計	206,114,671	16,269,643	15,737,789	14,861,205	16,681,752	24,729,594
	200,738	16,416	15,864	15,123	14,698	18,352
鮮魚	198,885,946	15,681,643	15,590,789	14,309,955	15,928,377	23,942,619
	4,081	320	80	300	410	430
冷凍	7,228,725	588,000	147,000	551,250	753,375	786,975
フィジー	4,041					
合計	4,020,612					
	4,041					
鮮魚	4,020,612					
総計	21,179,481	1,711,998	1,783,460	1,796,857	1,902,865	1,908,517
合計	15,901,378,451	1,315,353,416	1,345,600,552	1,222,462,128	1,359,942,758	1,438,936,562
	10,357,496	727,271	865,705	884,012	901,544	952,423
鮮魚	7,185,027,289	584,435,697	648,572,162	545,886,874	592,054,290	693,417,518
	5,453,854	498,589	463,026	476,236	545,512	512,686
冷凍	3,709,670,268	312,694,630	293,195,921	286,104,483	334,941,274	316,666,889
	5,368,131	486,138	454,729	436,609	455,809	443,408
塩干・加工品	5,006,680,894	418,223,089	403,832,469	390,470,771	432,947,194	428,852,155

9月	10月	11月	12月	1月	2月	3月
18,160	15,418	13,719	22,541	16,567	19,541	16,880
17,741,566	16,415,611	11,325,713	22,753,409	13,874,136	20,394,761	15,329,492
17,810	15,188	13,399	21,710	16,337	19,231	16,610
17,098,441	15,992,986	10,737,713	21,396,284	13,481,436	19,863,986	14,861,717
350	230	320	831	230	310	270
643,125	422,625	588,000	1,357,125	392,700	530,775	467,775
	4,041					
	4,020,612					
	4,041					
	4,020,612					
1,911,210	1,885,708	1,735,284	2,208,353	1,372,145	1,394,823	1,568,261
1,222,936,795	1,249,799,999	1,327,973,839	2,070,628,052	1,074,287,835	1,044,151,237	1,229,305,278
1,152,375	1,119,980	907,717	938,026	604,122	614,472	689,849
619,941,215	621,626,958	599,391,054	802,607,749	474,509,150	463,024,321	539,560,301
392,705	348,655	390,465	612,062	377,073	389,712	447,133
268,896,861	245,888,551	309,131,505	523,828,981	259,535,926	246,870,384	311,914,863
366,130	417,073	437,102	658,265	390,950	390,639	431,279
334,098,719	382,284,490	419,451,280	744,191,322	340,242,759	334,256,532	377,830,114

鮮魚

7. 品目別・出荷地

品目別・出荷地	計	4月	5月	6月	7月	8月
まぐろ	243,634	20,903	16,384	21,660	25,150	13,814
合計	407,440,139	32,830,901	31,527,185	29,394,679	28,307,326	29,895,847
平均単価	1,672	1,571	1,924	1,357	1,126	2,164
福島	49,820 84,473,939 1,696	1,256 5,566,900 4,432	4,009 6,535,340 1,630	5,813 6,963,799 1,198	11,037 7,575,417 686	6,330 7,881,900 1,245
青森	1,478 3,168,024 2,143		156 409,222 2,623	133 223,136 1,678	386 764,637 1,981	223 784,025 3,516
岩手	1,654 2,488,058 1,504		381 923,728 2,424	316 501,157 1,586	283 313,327 1,107	44 57,572 1,308
宮城	34,106 36,057,129 1,057	1,970 1,247,396 633	888 699,331 788	4,826 1,777,962 368	2,219 1,154,837 520	430 416,119 968
秋田	786 1,957,653 2,491		54 119,070 2,205			
茨城	100 149,674 1,497					
群馬	619 1,411,326 2,280	48 117,936 2,457	113 283,416 2,508	36 88,158 2,449	163 383,418 2,352	72 166,488 2,312
千葉	43,398 20,702,235 477	9,041 3,314,000 367	4,238 1,699,051 401	1,791 619,285 346	210 316,680 1,508	329 126,189 384
東京	51,702 161,629,359 3,126	3,955 14,588,691 3,689	3,804 14,367,504 3,777	3,200 10,894,764 3,405	3,174 11,707,173 3,688	3,785 14,522,826 3,837
神奈川	843 636,309 755		563 492,550 875	90 45,308 503	190 98,451 518	
新潟	471 852,797 1,811		131 341,460 2,607	63 151,830 2,410	55 111,227 2,022	
富山	169 254,479 1,506					
石川	54 56,700 1,050			54 56,700 1,050		
福井	8 8,295 1,037					
静岡	433 692,466 1,599	46 49,482 1,076	6 10,700 1,783		1 3,087 3,087	
大阪	4,019 6,265,007 1,559		191 481,977 2,523			
鳥取	2,867 4,408,604 1,538			2,122 3,481,380 1,641	534 759,150 1,422	
山口	7,381 7,542,269 1,022					75 29,584 394
愛媛	7,523 4,593,147 611				1,508 581,955 386	168 70,996 423
福岡	18,795 11,244,733 598	2,375 2,424,440 1,021	382 232,105 608	2,130 1,021,098 479	4,599 1,789,051 389	835 289,150 346
佐賀	9,830 36,206,621 3,683	836 3,009,414 3,600	859 3,092,970 3,601	363 1,308,821 3,606	432 1,594,654 3,691	790 2,927,024 3,705

別・月別取扱高表

単位 上段：数量=kg
 中断：金額=円
 下段：単価=円

9月	10月	11月	12月	1月	2月	3月
7,754	19,316	21,970	35,847	24,587	17,687	18,562
19,894,348	29,167,604	37,089,799	65,115,931	39,359,572	31,084,215	33,772,732
2,566	1,510	1,688	1,816	1,601	1,757	1,819
2,154	4,627	8,024	2,164	1,787	1,032	1,587
5,118,774	6,476,125	11,956,801	9,341,898	6,207,640	4,512,445	6,336,900
2,376	1,400	1,490	4,317	3,474	4,373	3,993
177	148	72	27		156	
230,876	280,929	158,151	42,210		274,838	
1,304	1,898	2,197	1,563		1,762	
69	211	10	331	9		
84,242	233,889	18,900	342,202	13,041		
1,221	1,108	1,890	1,034	1,449		
457	1,470	3,173	5,373	4,001	4,960	4,339
730,945	1,462,030	3,661,141	6,760,244	5,088,661	6,629,725	6,428,738
1,599	995	1,154	1,258	1,272	1,337	1,482
15	78				198	441
23,153	78,824				498,551	1,238,055
1,544	1,011				2,518	2,807
	2	98				
	1,229	148,445				
	615	1,515				
56	25	53	54	-23	14	8
121,716	53,550	72,282	50,400	24,192	32,634	17,136
2,174	2,142	1,364	933	-1,052	2,331	2,142
118	1,057	3,376	8,801	6,152	3,451	4,834
56,638	1,072,609	2,627,648	4,830,406	2,536,993	1,503,299	1,999,437
480	1,015	778	549	412	436	414
2,948	3,546	3,088	7,160	6,559	5,232	5,251
9,024,481	11,650,512	10,729,082	23,353,362	14,829,312	12,657,590	13,304,062
3,061	3,286	3,474	3,262	2,261	2,419	2,534
			34	40	148	
			29,679	29,736	188,865	
			873	743	1,276	
		0		123	46	
		0		173,797	80,682	
		0		1,413	1,754	
				8		
				8,295		
				1,037		
	13	2	12	60	132	161
	22,260	3,087	19,110	86,919	223,410	274,411
	1,712	1,544	1,593	1,449	1,693	1,704
195	206	333	1,543	1,294		257
657,006	265,105	506,972	1,750,740	1,704,989		898,218
3,369	1,287	1,522	1,135	1,318		3,495
211						
168,074						
797						
	264	626	3,892	1,860	664	
	197,821	613,923	3,967,299	1,881,216	852,426	
	749	981	1,019	1,011	1,284	
249	2,775	437	1,775	531	80	
221,897	1,273,494	345,314	1,599,007	417,628	82,856	
891	459	790	901	786	1,036	
206	3,497	956	1,466	544	708	1,097
151,117	1,365,845	601,862	1,203,878	271,075	796,166	1,098,946
734	391	630	821	498	1,125	1,002
850	1,256	827	1,521	896	613	587
3,149,819	4,652,772	3,066,389	5,636,477	3,321,769	2,269,683	2,176,829
3,706	3,704	3,708	3,706	3,707	3,703	3,708

鮮魚

品目別・出荷地	計	4月	5月	6月	7月	8月
まぐろ	349	349				
長崎	290,511	290,511				
	832	832				
熊本	5,906	423	465	723	359	733
	21,064,971	1,524,154	1,672,898	2,261,281	1,154,262	2,623,974
	3,567	3,603	3,598	3,128	3,215	3,580
宮崎	186					
	103,389					
	556					
鹿児島	362					
	299,126					
	826					
沖縄	775	604	144			
	883,318	697,977	165,863			
	1,140	1,156	1,152			
めばち	982,907	85,090	78,766	60,663	66,463	71,859
合計	1,037,883,464	93,529,243	82,956,422	64,860,850	75,088,261	87,797,339
平均単価	1,056	1,099	1,053	1,069	1,130	1,222
福島	117,202	4,805	5,608	7,348	9,751	8,956
	140,976,501	5,907,207	6,546,322	8,900,169	11,580,745	9,622,062
	1,203	1,229	1,167	1,211	1,188	1,074
宮城	72,071	3,200	3,738	2,995	4,650	1,799
	75,932,073	3,609,140	3,394,487	2,885,140	5,096,230	1,738,800
	1,054	1,128	908	963	1,096	967
秋田	105					
	92,190					
	878					
群馬	1,077	80	74	80	91	129
	2,332,701	191,898	179,550	187,740	204,939	271,782
	2,166	2,399	2,426	2,347	2,252	2,107
千葉	223,133	30,389	21,045	11,111	5,601	5,087
	248,655,718	38,869,945	23,672,707	12,194,644	5,316,963	6,256,674
	1,114	1,279	1,125	1,098	949	1,230
東京	266,239	22,211	21,833	19,742	28,140	30,888
	271,165,234	22,216,770	23,499,655	22,506,916	33,203,793	38,595,387
	1,019	1,000	1,076	1,140	1,180	1,250
静岡	970				34	20
	1,437,615				45,360	25,200
	1,482				1,334	1,260
愛知	11,453	2,089	1,935	405	204	328
	9,960,726	1,781,063	1,681,839	404,775	143,430	252,210
	870	853	869	999	703	769
大阪	34,911	1,556	2,660	2,270	1,701	4,471
	35,681,280	1,499,401	3,005,732	2,329,583	1,985,603	5,198,079
	1,022	964	1,130	1,026	1,167	1,163
兵庫	38,601	1,185	2,821	1,561	1,298	1,742
	40,983,613	1,433,670	3,084,323	1,699,058	1,322,580	1,964,498
	1,062	1,210	1,093	1,088	1,019	1,128
和歌山	7,964	3,799	3,633			347
	7,507,330	3,478,634	3,352,286			451,416
	943	916	923			1,301
広島	6,970	412		106		
	6,379,597	444,781		78,120		
	915	1,080		737		
宮崎	124					
	52,248					
	421					
鹿児島	658				347	
	836,588				569,625	
	1,271				1,642	
沖縄	197,388	15,364	15,419	15,045	14,646	18,092
	191,869,438	14,096,734	14,539,521	13,674,705	15,618,993	23,421,231
	972	918	943	909	1,066	1,295
フィジー	4,041					
	4,020,612					
	995					

上段：数量=kg
 单位 中断：金額=円
 下段：単価=円

9月	10月	11月	12月	1月	2月	3月
49		657	1,670	746	81	
155,610		2,435,542	6,171,232	2,764,309	301,709	
3,176		3,707	3,695	3,706	3,725	
		186				
		103,389				
		556				
	141	52	24		145	
	80,610	40,871	17,787		159,858	
	572	786	741		1,102	
					27	
					19,478	
					721	
65,050	72,977	90,774	132,222	87,826	75,877	95,340
71,856,918	85,398,136	91,184,567	140,821,313	76,089,252	74,726,047	93,575,116
1,105	1,170	1,005	1,065	866	985	981
4,083	7,375	10,977	21,321	15,409	8,485	13,084
6,178,894	9,869,027	12,543,841	26,531,611	15,747,401	10,546,409	17,002,813
1,513	1,338	1,143	1,244	1,022	1,243	1,300
5,911	8,763	12,067	10,161	6,527	5,382	6,878
7,580,326	12,730,905	12,913,516	10,189,348	5,151,590	4,644,121	5,998,470
1,282	1,453	1,070	1,003	789	863	872
						105
						92,190
						878
111	81	83	87	87	81	93
268,632	178,416	119,700	182,700	181,944	170,100	195,300
2,420	2,203	1,442	2,100	2,091	2,100	2,100
12,381	16,283	26,849	34,879	21,631	16,265	21,612
13,929,584	21,553,941	30,166,730	39,299,690	19,791,666	17,010,722	20,592,452
1,125	1,324	1,124	1,127	915	1,046	953
15,419	13,998	18,693	27,963	20,044	20,698	26,610
16,490,233	12,997,538	16,551,159	26,653,442	15,454,121	17,607,988	25,388,232
1,069	929	885	953	771	851	954
	30		35	94	317	440
	37,800		52,860	143,440	497,079	635,876
	1,260		1,510	1,526	1,568	1,445
731	961	1,032	1,094	582	980	1,112
818,685	931,771	874,440	991,935	381,361	844,464	854,753
1,120	970	847	907	655	862	769
4,323		1,818	8,529	3,875	2,500	1,208
5,118,176		1,558,306	9,225,358	2,849,967	1,869,631	1,041,444
1,184		857	1,082	735	748	862
4,229	6,265	5,952	6,594	3,423	831	2,700
4,485,656	7,146,565	6,132,054	6,804,842	3,275,528	890,348	2,744,491
1,061	1,141	1,030	1,032	957	1,071	1,016
					185	
					224,994	
					1,216	
					1,108	5,344
					962,641	4,894,055
					869	916
						124
						52,248
						421
256			55			
209,213			57,750			
817			1,050			
17,606	15,180	13,303	21,504	16,154	19,045	16,030
16,777,519	15,931,561	10,324,821	20,831,777	13,112,234	19,457,550	14,082,792
953	1,050	776	969	812	1,022	879
	4,041					
	4,020,612					
	995					

鮮魚

品目別・出荷地	計	4月	5月	6月	7月	8月
きわだ	30,951	1,397	11,567	892	2,355	10,245
合計	31,167,138	979,807	7,365,789	756,481	1,431,980	10,450,756
平均単価	1,007	701	637	848	608	1,020
福島	10,941	40	4,054	73	1,248	3,487
	17,180,601	112,613	2,508,508	228,150	706,821	5,593,806
	1,570	2,815	619	3,125	566	1,604
宮城	1,046	157	267	2	1	204
	916,336	89,765	205,933	2,730	2,100	118,756
	876	572	771	1,365	2,100	582
千葉	14,014	1,200	5,646	237	778	5,514
	8,511,371	777,429	3,423,993	183,174	487,253	3,170,544
	607	648	606	773	626	575
東京	1,896		294			682
	2,040,891		308,359			1,185,870
	1,076		1,049			1,739
静岡	1,215		908			
	979,586		469,281			
	806		517			
大阪	347		203			144
	376,740		255,780			120,960
	1,086		1,260			840
宮崎	241			241		
	92,737			92,737		
	385			385		
鹿児島	667			339	328	
	485,496			249,690	235,806	
	728			737	719	
沖縄	584		195			214
	583,380		193,935			260,820
	999		995			1,219
かじき類	25,852	1,935	476	947	3,870	4,050
合計	14,981,662	1,209,822	269,748	544,046	2,166,126	2,265,478
平均単価	580	625	567	574	560	559
福島	419			35	324	60
	130,149			18,375	94,134	17,640
	311			525	291	294
岩手	32				32	
	19,467				19,467	
	608				608	
宮城	19,274	1,935	476	587	3,514	3,782
	12,664,274	1,209,822	269,748	388,630	2,052,525	2,179,624
	657	625	567	662	584	576
秋田	84					
	13,246					
	158					
千葉	6,043			325		208
	2,154,526			137,041		68,214
	357			422		328
たい	314,917	28,291	30,952	23,342	23,920	27,030
合計	253,453,899	23,890,815	24,171,165	17,857,679	18,876,966	22,398,921
平均単価	805	844	781	765	789	829
福島	16,512	841	836	516	329	117
	10,063,358	392,813	518,961	329,536	204,706	89,040
	609	467	621	639	622	761
北海道	0					
	0					
	0					
青森	1,833	34	283	478	38	166
	1,370,554	43,282	202,475	400,708	33,842	157,922
	748	1,273	715	838	891	951
岩手	692				4	586
	428,739				1,838	396,376
	620				460	676
宮城	2,164	99	853	253	7	124
	1,297,313	51,200	489,010	143,247	7,970	114,872
	599	517	573	566	1,139	926

上段：数量=kg
 单位 中断：金額=円
 下段：単価=円

9月	10月	11月	12月	1月	2月	3月
566	160		1,393	670	813	893
613,010	1,196,391		5,618,235	1,119,750	754,250	880,689
1,083	7,477		4,033	1,671	928	986
99	158		1,345	237	56	144
278,521	1,191,456		5,556,600	793,800	70,812	139,514
2,813	7,541		4,131	3,349	1,265	969
168	2		44	71	98	32
109,726	4,935		54,600	97,367	170,647	59,777
653	2,468		1,241	1,371	1,741	1,868
124				344	63	108
96,138				199,443	59,997	113,400
775				580	952	1,050
					446	474
					204,099	342,563
					458	723
			4	18	150	135
			7,035	29,140	248,695	225,435
			1,759	1,619	1,658	1,670
175						
128,625						
735						
3,531	2,650	2,361	1,368	1,783	1,040	1,841
1,797,871	1,532,112	1,347,721	795,710	1,146,271	825,102	1,081,655
509	578	571	582	643	793	588
2,800	1,016	1,285	728	1,162	870	1,119
1,598,733	941,152	940,907	562,862	915,163	741,867	863,241
571	926	732	773	788	853	771
84						
13,246						
158						
647	1,634	1,076	640	621	170	722
185,892	590,960	406,814	232,848	231,108	83,235	218,414
287	362	378	364	372	490	303
22,070	22,425	23,898	39,818	22,853	20,179	30,139
17,780,893	18,684,556	19,790,916	31,130,951	18,561,994	16,605,052	23,703,991
806	833	828	782	812	823	786
1,566	1,289	1,025	1,612	676	1,374	6,331
800,062	672,615	633,694	1,028,111	402,251	903,452	4,088,117
511	522	618	638	595	658	646
						0
						0
						0
81	210	203	119	112	55	54
49,046	73,108	162,573	77,774	69,191	29,295	71,338
606	348	801	654	618	533	1,321
21	3	20	37	21		
8,203	693	4,127	11,405	6,097		
391	231	206	308	290		
409	86	13	50	194	41	35
228,181	40,893	15,561	10,500	128,238	42,315	25,326
558	476	1,197	210	661	1,032	724

鮮魚

品目別・出荷地	計	4月	5月	6月	7月	8月
たい	1,535	3	659	245	62	72
秋田	1,536,385	1,313	369,125	210,203	136,427	142,739
	1,001	438	560	858	2,200	1,982
山形	582	15	41	371	20	68
	533,739	21,681	15,593	306,875	35,406	59,525
	917	1,445	380	827	1,770	875
茨城	4,828	226	756	583	509	6
	2,245,179	75,895	783,277	418,469	293,148	9,146
	465	336	1,036	718	576	1,524
千葉	18,174	2,197	3,579	3,056	737	804
	21,880,262	2,558,441	3,118,580	2,506,843	1,191,506	1,268,891
	1,204	1,165	871	820	1,617	1,578
東京	78,631	7,022	8,414	7,335	8,497	10,050
	67,554,294	6,021,059	7,097,381	6,013,491	7,050,393	8,774,349
	859	857	844	820	830	873
神奈川	531	81	373	31		
	422,267	115,433	224,955	21,021		
	795	1,425	603	678		
新潟	512	270	129	65	4	20
	403,439	224,471	100,435	36,658	2,520	18,250
	788	831	779	564	630	913
富山	530		346	81		
	363,810		232,935	51,809		
	686		673	640		
石川	79			79		
	60,785			60,785		
	769			769		
福井	54	15	6	3		3
	161,280	46,620	17,640	8,820		8,820
	2,987	3,108	2,940	2,940		2,940
静岡	73,074	3,650	3,924	5,655	8,042	6,619
	56,997,196	3,210,083	3,173,710	3,852,462	5,410,797	4,863,012
	780	879	809	681	673	735
愛知	901	445	309	22		
	625,033	345,130	190,656	8,721		
	694	776	617	396		
三重	14,527	1,345	1,218	685	1,151	1,373
	10,980,213	1,051,070	932,476	530,931	905,117	1,079,544
	756	781	766	775	786	786
島根	26	26				
	21,672	21,672				
	834	834				
山口	2,021	152	120	15	251	56
	2,506,448	196,246	141,619	38,745	287,084	76,274
	1,240	1,291	1,180	2,583	1,144	1,362
愛媛	64,612	8,702	5,988	2,882	2,557	4,600
	47,619,556	6,524,199	4,386,002	2,147,062	1,945,579	3,413,879
	737	750	732	745	761	742
高知	299	42	42	75	85	55
	415,190	70,135	65,951	99,530	106,807	72,767
	1,389	1,670	1,570	1,327	1,257	1,323
福岡	1,755	240	934	6	25	
	1,135,236	220,953	505,326	9,996	37,506	
	647	921	541	1,666	1,500	
長崎	1,022	252				
	702,015	202,326				
	687	803				
熊本	25,293	1,620	1,746	606	1,382	1,929
	18,950,717	1,471,388	1,286,158	415,970	989,691	1,410,387
	749	908	737	686	716	731
大分	341		20		62	135
	391,738		22,890		65,898	167,435
	1,149		1,145		1,063	1,240
宮崎	637		6	52	3	54
	757,811		6,174	56,386	2,940	77,556
	1,190		1,029	1,084	980	1,436

上段：数量=kg
 单位 中断：金額=円
 下段：単価=円

9月	10月	11月	12月	1月	2月	3月
183 258,445 1,412	166 279,089 1,681	14 10,290 735	131 128,754 983			
35 43,818 1,252	3 5,355 1,785					29 45,486 1,568
210 64,698 308	186 58,992 317	1,057 205,722 195	907 189,030 208	238 82,853 348	2 1,796 898	148 62,153 420
807 1,081,895 1,341	790 1,087,094 1,376	1,061 1,436,930 1,354	1,568 2,347,446 1,497	734 1,161,556 1,583	1,290 1,783,407 1,382	1,551 2,337,673 1,507
7,576 6,495,985 857	7,792 6,624,472 850	5,067 4,573,338 903	5,758 5,159,071 896	4,852 4,387,743 904	2,961 2,654,348 896	3,307 2,702,664 817
25 23,625 945						21 37,233 1,773
24 21,105 879						
			40 23,940 599	63 55,126 875		
	6 17,640 2,940	3 8,820 2,940			12 35,280 2,940	6 17,640 2,940
3,792 3,041,144 802	4,434 4,071,260 918	5,054 4,679,618 926	13,385 9,455,545 706	6,406 5,024,617 784	4,989 4,359,042 874	7,124 5,855,906 822
	12 8,789 732		97 53,834 555		16 17,903 1,119	
1,280 966,405 755	1,240 967,079 780	1,039 783,276 754	1,980 1,466,700 741	1,055 756,739 717	974 703,480 722	1,187 837,396 705
215 240,107 1,117	223 223,989 1,004	182 245,672 1,350	216 341,379 1,580	242 283,338 1,171	183 205,055 1,121	166 226,940 1,367
4,096 3,110,791 759	4,370 3,271,245 749	6,667 5,054,965 758	8,749 6,504,364 743	5,464 3,963,383 725	5,368 3,791,629 706	5,169 3,506,458 678
	40 73,637 1,841	109 50,484 463	5 7,403 1,481	3 3,686 1,229	7 14,280 2,040	386 211,965 549
	24 15,120 630	206 120,976 587	159 86,132 542			381 277,461 728
1,483 1,046,297 706	1,401 1,036,079 740	1,897 1,388,508 732	4,529 3,702,515 818	2,641 2,012,432 762	2,573 1,648,205 641	3,486 2,543,087 730
105 119,408 1,137						19 16,107 848
35 44,048 1,259	28 43,470 1,553	123 137,353 1,117	16 29,190 1,824	8 16,338 2,042	124 132,263 1,067	188 212,093 1,128

鮮魚

品目別・出荷地	計	4月	5月	6月	7月	8月
たい	3,752	1,014	370	248	155	193
鹿児島	4,029,670	1,025,405	289,836	189,411	167,791	198,137
	1,074	1,011	783	764	1,083	1,027
かつお	1,862,423	131,017	284,100	354,750	335,245	256,406
合計	932,333,817	85,402,787	166,691,602	132,760,046	140,381,637	142,097,858
平均単価	501	652	587	374	419	554
福島	774,943	5,546	94,215	283,840	278,201	103,466
	333,594,094	3,441,024	48,402,533	100,859,658	116,533,169	57,189,499
	430	620	514	355	419	553
岩手	20,585			5,333	6,354	1,285
	10,241,175			2,980,636	2,332,639	700,515
	498			559	367	545
宮城	315,518		3,640	36,402	23,283	63,048
	163,889,158		1,605,213	15,763,052	10,068,670	37,008,881
	519		441	433	432	587
茨城	2,960		1,223			1,166
	1,721,169		638,492			806,773
	581		522			692
千葉	621,403	85,633	173,594	28,477	27,367	86,048
	340,870,508	55,395,709	109,124,803	12,967,280	11,415,134	45,634,876
	549	647	629	455	417	530
東京	3,416	1,299		10	40	381
	2,708,794	883,090		8,400	32,025	253,916
	793	680		840	801	666
神奈川	791	654	137			
	430,059	343,560	86,499			
	544	525	631			
富山	100			100		
	27,300			27,300		
	273			273		
静岡	21,965	10,149	6,648			986
	10,564,768	4,480,493	3,507,355			496,652
	481	441	528			504
三重	1,701					
	872,879					
	513					
和歌山	3,058	1,603				
	2,475,048	1,034,548				
	809	645				
山口	7					
	5,513					
	788					
愛媛	1,069	514				
	812,793	385,624				
	760	750				
福岡	310					26
	88,878					6,746
	287					259
長崎	487					
	348,187					
	715					
宮崎	56,460	12,426	2,002			
	31,477,222	7,225,624	834,385			
	558	581	417			
鹿児島	37,510	13,053	2,641	588		
	32,089,353	12,096,196	2,492,322	153,720		
	855	927	944	261		
沖縄	140	140				
	116,919	116,919				
	835	835				
さけ	181,067	10,017	8,762	10,366	11,268	11,424
合計	129,806,603	9,452,206	8,359,694	9,925,758	10,343,800	10,092,489
平均単価	717	944	954	958	918	883
福島	19,903					
	4,469,445					
	225					

上段：数量=kg
 单位 中断：金額=円
 下段：単価=円

9月	10月	11月	12月	1月	2月	3月
127	122	158	460	144	210	551
137,630	113,937	279,009	507,858	208,406	283,302	628,948
1,084	934	1,766	1,104	1,447	1,349	1,141
178,261	143,736	20,972	8,289	8,407	62,834	78,406
95,323,978	68,562,929	15,968,587	5,266,776	4,887,074	24,603,212	50,387,331
535	477	761	635	581	392	643
5,624	1,902	772	520	628	229	
4,133,019	1,469,706	571,781	409,500	494,550	89,655	
735	773	741	788	788	392	
4,980	1,766	867				
2,583,791	962,290	681,304				
519	545	786				
93,835	88,535	5,338	135	361	706	235
51,286,986	41,942,472	5,046,982	153,440	232,821	508,176	272,465
547	474	945	1,137	645	720	1,159
	3	15			382	171
	425	5,366			171,129	98,984
	142	358			448	579
73,782	50,538	1,507	792	3,379	47,510	42,776
37,288,682	23,454,119	992,219	378,300	1,536,263	16,709,238	25,973,885
505	464	658	478	455	352	607
40	30	103	445	180	461	427
31,500	24,150	97,824	475,936	178,458	433,169	290,326
788	805	950	1,070	991	940	680
				1,466	1,191	1,525
				636,047	478,513	965,708
				434	402	633
				526	1,175	
				322,483	550,396	
				613	468	
				616		839
				455,041		985,459
				739		1,175
0					7	
0					5,513	
0					788	
			217			338
			124,401			302,768
			573			896
	284					
	82,132					
	289					
					487	
					348,187	
					715	
		6,743	3,522	427	7,927	23,413
		4,070,176	1,850,096	334,850	3,416,891	13,745,200
		604	525	784	431	587
	678	5,627	2,658	824	2,759	8,682
	627,635	4,502,935	1,875,103	696,561	1,892,345	7,752,536
	926	800	705	845	686	893
22,635	43,373	30,729	13,382	5,282	6,411	7,418
14,892,741	22,833,786	16,720,208	10,503,689	4,589,516	5,601,855	6,490,861
658	526	544	785	869	874	875
175	13,425	6,034	247			22
91,676	3,093,877	1,112,269	153,941			17,682
524	230	184	623			804

鮮魚

品目別・出荷地	計	4月	5月	6月	7月	8月
さけ	15,127	199	251	1,465	267	2,992
北海道	10,350,544	265,636	283,950	1,227,025	249,520	2,314,759
	684	1,335	1,131	838	935	774
青森	7,663	41	19			496
	3,865,017	66,036	28,046			216,582
	504	1,611	1,476			437
岩手	34,200	16				723
	19,789,765	17,105				421,476
	579	1,069				583
宮城	55,773	6,169	5,554	6,771	8,690	4,679
	50,482,068	5,619,068	5,169,437	6,525,074	7,516,912	4,294,565
	905	911	931	964	865	918
茨城	2					
	3,528					
	1,764					
埼玉	95	95				
	100,602	100,602				
	1,059	1,059				
千葉	2,723	775	500	350	363	75
	2,167,427	631,425	394,488	284,868	290,904	63,053
	796	815	789	814	801	841
東京	24,738	473	763	347	373	885
	17,456,149	464,199	725,968	337,505	415,908	780,896
	706	981	951	973	1,115	882
神奈川	99	73	26			
	149,613	113,115	36,498			
	1,511	1,550	1,404			
新潟	50	20	30			
	17,850	8,400	9,450			
	357	420	315			
静岡	12					
	15,404					
	1,284					
愛知	1,517	117	149	132	194	88
	1,609,773	120,139	160,345	143,448	240,179	115,484
	1,061	1,027	1,076	1,087	1,238	1,312
京都	4,389	781	554	132	93	142
	4,690,306	808,244	595,820	143,898	137,468	226,408
	1,069	1,035	1,075	1,090	1,478	1,594
大阪	175	175				
	162,226	162,226				
	927	927				
兵庫	11,376	846	698	883	1,112	1,042
	11,320,499	839,777	729,909	960,825	1,299,528	1,295,128
	995	993	1,046	1,088	1,169	1,243
愛媛	3,215	237	218	286	176	302
	3,142,527	236,234	225,783	303,115	193,381	364,138
	977	997	1,036	1,060	1,099	1,206
福岡	10					
	13,860					
	1,386					
ます	4,606	538	1,069	834	598	222
合計	3,950,607	824,961	953,066	567,676	393,908	171,749
平均単価	858	1,533	892	681	659	774
福島	29	21	6			
	53,027	48,721	3,550			
	1,829	2,320	592			
北海道	2,393	195	651	278	213	14
	1,696,428	303,544	412,606	137,740	98,648	7,245
	709	1,557	634	495	463	518
青森	312	55	34	7		
	297,932	77,461	32,067	9,555		
	955	1,408	943	1,365		
岩手	714	210	195	206	50	4
	869,741	313,692	297,380	147,148	10,500	5,324
	1,218	1,494	1,525	714	210	1,331

單位 上段：数量=kg
 中斷：金額=円
 下段：単価=円

9月	10月	11月	12月	1月	2月	3月
5,537	3,756	255	217	70	91	27
2,986,211	1,908,809	206,065	484,945	173,250	197,925	52,449
539	508	808	2,235	2,475	2,175	1,943
1,662	3,170	1,758	500		17	
846,372	1,453,023	960,853	287,175		6,930	
509	458	547	574		408	
5,493	11,895	12,816	2,971	286		
3,029,293	7,841,308	6,882,152	1,470,283	128,148		
551	659	537	495	448		
3,865	3,811	2,510	3,930	2,784	3,581	3,429
3,342,647	3,174,629	2,499,794	3,562,730	2,480,251	3,136,737	3,160,224
865	833	996	907	891	876	922
				2		
				3,528		
				1,764		
			180	180	240	60
			149,100	137,813	175,351	40,425
			828	766	731	674
4,541	5,692	5,757	2,985	620	826	1,476
2,956,321	3,614,461	3,534,814	2,272,605	511,870	658,916	1,182,686
651	635	614	761	826	798	801
						12
						15,404
						1,284
153	154	177	223	130		
185,754	170,283	169,784	194,962	109,395		
1,214	1,106	959	874	842		
295	407	299	395	265	409	617
383,077	444,491	306,527	384,212	258,579	415,678	585,904
1,299	1,092	1,025	973	976	1,016	950
659	809	949	1,294	790	982	1,312
776,129	861,882	888,431	1,148,820	653,005	799,045	1,068,020
1,178	1,065	936	888	827	814	814
255	244	174	440	155	265	463
295,261	257,163	159,519	394,916	133,677	211,273	368,067
1,158	1,054	917	898	862	797	795
	10					
	13,860					
	1,386					
36			17	200	704	388
27,300			42,798	183,793	427,134	358,222
758			2,518	919	607	923
						2
						756
						378
				175	596	271
				149,615	322,784	264,246
				855	542	975
				15	108	93
				10,007	104,350	64,492
				667	966	693
			17	10		22
			42,798	24,171		28,728
			2,518	2,417		1,306

鮮魚

品目別・出荷地	計	4月	5月	6月	7月	8月
ます	203	45	116	31	11	
宮城	259,874	67,998	135,993	42,653	13,230	
	1,280	1,511	1,172	1,376	1,203	
秋田	34	12	22			
	28,944	13,545	15,399			
	851	1,129	700			
東京	45		45			
	56,071		56,071			
	1,246		1,246			
静岡	876			312	324	204
	688,590			230,580	271,530	159,180
	786			739	838	780
にしん	7,268	2,155	469	758	24	
合計	2,969,228	838,009	211,846	236,137	13,230	
平均単価	409	389	452	312	551	
福島	15		15			
	9,135		9,135			
	609		609			
北海道	4,177	2,106	412	753	24	
	1,590,590	792,334	163,021	235,087	13,230	
	381	376	396	312	551	
青森	24	12				
	23,100	10,500				
	963	875				
岩手	92	24	42			
	92,085	25,200	39,690			
	1,001	1,050	945			
宮城	13	13				
	9,975	9,975				
	767	767				
千葉	50					
	13,125					
	263					
東京	2,897			5		
	1,231,218			1,050		
	425			210		
いわし	107,889	8,265	8,897	11,416	9,603	11,871
合計	49,684,674	4,021,568	3,792,969	4,285,637	4,202,048	4,446,651
平均単価	461	487	426	375	438	375
福島	37,014	4,239	3,795	4,114	4,158	2,150
	19,135,162	1,883,291	1,554,294	1,652,513	2,014,798	1,103,435
	517	444	410	402	485	513
青森	155	30				
	98,963	23,100				
	638	770				
岩手	10			10		
	1,890			1,890		
	189			189		
宮城	3,572	3	9	8	220	3,160
	1,779,211	16,118	32,508	19,845	263,173	1,192,383
	498	5,373	3,612	2,481	1,196	377
茨城	2					
	7,455					
	3,728					
千葉	25,453	435	1,895	5,601	2,239	2,939
	7,977,463	76,388	513,138	1,779,157	711,644	920,278
	313	176	271	318	318	313
東京	5,319	289	430	65	405	245
	3,438,776	265,913	325,243	66,938	238,353	124,059
	647	920	756	1,030	589	506
神奈川	5,535	245			900	2,215
	1,404,022	118,231			178,501	491,616
	254	483			198	222
富山	625				505	120
	244,391				190,841	53,550
	391				378	446

上段：数量=kg
 单位 中断：金額=円
 下段：単価=円

9月	10月	11月	12月	1月	2月	3月
36						
27,300						
758						
122	132	425		626	1,470	1,087
61,950	69,983	142,855		359,522	626,124	409,572
508	530	336		574	426	377
110	132	425				215
49,350	69,983	142,855				124,730
449	530	336				580
12						
12,600						
1,050						
				26		
				27,195		
				1,046		
						50
						13,125
						263
				600	1,470	822
				332,327	626,124	271,717
				554	426	331
6,296	9,004	8,926	7,990	9,832	8,153	7,636
3,019,908	4,266,151	4,442,741	4,188,556	4,806,369	4,082,047	4,130,029
480	474	498	524	489	501	541
1,795	2,609	2,434	2,764	3,059	3,685	2,212
1,077,888	1,547,994	1,507,822	1,584,031	1,940,717	1,896,869	1,371,510
600	593	619	573	634	515	620
	125					
	75,863					
	607					
4	3	136	19	3	3	4
31,108	28,280	78,955	38,599	30,164	25,451	22,627
7,777	9,427	581	2,032	10,055	8,484	5,657
	2					
	7,455					
	3,728					
944	2,626	2,006	1,045	2,518	1,139	2,066
387,146	904,271	690,849	274,525	591,047	251,948	877,072
410	344	344	263	235	221	425
1,205	465	477	885	313	245	295
569,105	200,815	263,183	599,608	298,096	227,325	260,138
472	432	552	678	952	928	882
1,100	660			90	250	75
266,701	168,634			14,595	103,531	62,213
242	256			162	414	830

鮮魚

品目別・出荷地	計	4月	5月	6月	7月	8月
いわし	250				150	100
石川	117,601				63,001	54,600
	470				420	546
静岡	700					
	341,516					
	488					
愛知	139					
	285,600					
	2,055					
三重	205					
	61,163					
	298					
愛媛	4,840	940	900			
	2,085,417	507,677	464,888			
	431	540	517			
福岡	908	8	500	400		
	279,147	5,040	157,293	116,814		
	307	630	315	292		
大分	23,112	2,076	1,368	1,218	1,026	942
	12,411,147	1,125,810	745,605	648,480	541,737	506,730
	537	542	545	532	528	538
鹿児島	50					
	15,750					
	315					
あじ	273,347	22,377	29,018	33,175	29,550	24,464
合計	150,766,513	13,358,692	17,033,013	17,248,787	16,759,581	14,125,280
平均単価	552	597	587	520	567	577
福島	25,265	2,981	2,859	2,866	2,960	2,399
	13,956,080	1,800,147	1,977,723	1,830,213	1,923,422	1,576,869
	552	604	692	639	650	657
北海道	10					
	5,250					
	525					
青森	30					
	9,450					
	315					
岩手	989				25	856
	317,751				8,663	285,919
	321				347	334
宮城	13,906			67	247	4,269
	5,200,669			4,410	182,648	1,472,618
	374			66	739	345
秋田	425		160	92	34	
	105,369		51,177	22,659	9,703	
	248		320	246	285	
山形	1,195		171	342	171	
	366,338		55,993	87,887	41,580	
	307		327	257	243	
茨城	7,296	223		330	702	158
	1,997,075	109,910		103,950	225,699	70,088
	274	493		315	322	444
千葉	48,689	3,258	6,676	12,041	5,706	3,252
	18,788,743	1,480,652	2,682,121	4,406,375	2,362,421	1,459,013
	386	454	402	366	414	449
東京	42,129	6,548	8,139	4,330	5,661	4,069
	27,251,731	3,782,232	5,277,862	2,804,157	3,560,810	2,792,081
	647	578	648	648	629	686
神奈川	10,016	1,840	1,115	540	192	1,203
	9,883,108	637,092	645,492	506,538	344,893	597,675
	987	346	579	938	1,796	497
新潟	11,307	175	9		60	455
	4,007,127	85,576	4,410		29,400	204,068
	354	489	490		490	449
富山	15,736	657	2,214	3,523	1,071	327
	5,360,561	147,053	654,210	1,423,707	388,976	188,160
	341	224	295	404	363	575

上段：数量=kg
 单位 中断：金額=円
 下段：単価=円

9月	10月	11月	12月	1月	2月	3月
		350			82	268
		120,751			67,568	153,197
		345			824	572
12	29	25	33	20	15	5
25,200	53,760	46,368	79,632	40,320	30,240	10,080
2,100	1,854	1,855	2,413	2,016	2,016	2,016
	205					
	61,163					
	298					
		600	550	905	70	875
		185,958	171,414	324,452	47,251	383,777
		310	312	359	675	439
1,236	2,280	2,898	2,694	2,874	2,664	1,836
662,760	1,217,916	1,548,855	1,440,747	1,551,228	1,431,864	989,415
536	534	534	535	540	537	539
				50		
				15,750		
				315		
27,538	22,371	17,448	16,884	17,302	16,248	16,972
11,838,819	10,368,653	9,338,818	10,267,653	10,209,456	9,632,284	10,585,477
430	463	535	608	590	593	624
4,469	5,016	1,370	292	17	6	30
2,071,849	2,176,035	474,297	92,597	8,442	7,686	16,800
464	434	346	317	497	1,281	560
10						0
5,250						0
525						0
				30		
				9,450		
				315		
108						
23,169						
215						
6,717	1,546	33	554	352	63	58
2,100,691	559,560	72,765	285,812	255,360	138,915	127,890
313	362	2,205	516	725	2,205	2,205
139						
21,830						
157						
27	77			41	190	176
3,780	8,506			17,010	81,887	69,695
140	110			415	431	396
1,520	1,693	1,379	808	453		30
308,682	447,802	301,934	268,880	149,105		11,025
203	265	219	333	329		368
5,783	4,218	2,631	2,218	1,490	614	802
1,652,496	1,674,237	1,042,609	814,524	571,904	285,421	356,970
286	397	396	367	384	465	445
652	2,270	2,209	2,760	1,359	1,531	2,601
577,403	1,348,374	1,292,561	1,744,325	1,158,745	1,113,815	1,799,366
886	594	585	632	853	728	692
565	983	420	701	616	560	1,281
715,262	1,075,960	776,425	1,290,788	1,131,578	1,028,929	1,132,476
1,266	1,095	1,849	1,841	1,837	1,837	884
998	2,030	1,245	455	2,262	2,607	1,011
385,029	538,813	524,739	136,025	773,280	1,011,679	314,108
386	265	421	299	342	388	311
430	765	1,500	1,318	1,961	1,304	666
127,470	148,155	502,060	498,911	793,541	330,858	157,460
296	194	335	379	405	254	236

鮮魚

品目別・出荷地	計	4月	5月	6月	7月	8月
あじ	275		150	75		
石川	129,150		49,350	47,250		
	470		329	630		
福井	385	60		125	50	
	177,609	15,645		63,001	28,875	
	461	261		504	578	
静岡	3,047	49		75	701	
	962,907	32,078		16,275	169,208	
	316	655		217	241	
三重	5,056	132	90	468	1,562	1,274
	1,721,431	26,775	18,585	116,655	466,415	587,793
	340	203	207	249	299	461
和歌山	3,146	445	455	296	810	240
	1,501,510	212,103	187,951	86,100	429,190	123,901
	477	477	413	291	530	516
島根	2,613	28	175	1,665	745	
	2,183,844	32,918	155,138	1,323,000	672,788	
	836	1,176	887	795	903	
山口	8,781	1,355	1,670	1,045	1,315	705
	7,473,819	1,236,380	1,407,005	877,540	1,148,180	642,076
	851	912	843	840	873	911
愛媛	16,764	1,256	576	2,585	3,287	280
	9,351,183	935,403	358,505	1,412,256	1,645,307	236,250
	558	745	622	546	501	844
福岡	13,415	1,251	1,988	700	834	909
	10,619,146	1,175,192	1,584,112	711,587	708,668	856,296
	792	939	797	1,017	850	942
佐賀	11,489		365			
	7,398,574		191,101			
	644		524			
長崎	21,699	1,360	1,085	1,674	2,541	2,863
	13,176,045	939,500	738,155	1,097,889	1,660,690	1,891,373
	607	691	680	656	654	661
熊本	0		0			
	0		0			
	0		0			
大分	2,639	364	724	156	387	126
	2,587,278	373,931	698,915	156,925	306,025	102,375
	980	1,027	965	1,006	791	813
宮崎	928					
	1,213,170					
	1,307					
鹿児島	6,117	395	397	180	489	1,079
	5,021,595	336,105	295,208	150,413	446,020	1,038,725
	821	851	744	836	912	963
さば類	157,507	9,214	12,641	11,867	19,076	10,348
合計	49,587,916	3,733,903	3,982,632	3,313,569	4,153,260	2,881,360
平均単価	315	405	315	279	218	278
福島	6,516	340	398	296	528	653
	3,647,105	641,381	747,590	544,551	323,406	174,196
	560	1,886	1,878	1,840	613	267
北海道	464					
	128,310					
	277					
青森	6,189					2,165
	1,626,450					496,545
	263					229
岩手	4,021			50	1,648	499
	1,129,869			13,440	433,209	193,647
	281			269	263	388
宮城	15,625	159	42	18	1,132	1,581
	6,508,331	132,143	40,215	29,925	268,590	443,562
	417	831	958	1,663	237	281
茨城	418	140				
	50,495	34,430				
	121	246				

上段：数量=kg
 单位 中断：金額=円
 下段：単価=円

9月	10月	11月	12月	1月	2月	3月
		50				
		32,550				
		651				
						150
						70,088
						467
	50			250	1,279	643
	21,000			86,101	320,934	317,311
	420			344	251	493
710	580	240				
239,610	189,053	76,545				
337	326	319				
					150	750
					47,250	415,015
					315	553
565	500	805	630	65	31	95
538,914	445,201	571,201	441,001	37,275	31,511	97,535
954	890	710	700	573	1,016	1,027
450	930	2,125	1,290	1,575	875	1,535
255,939	543,641	1,141,096	612,835	810,554	502,116	897,281
569	585	537	475	515	574	585
1,482	484	564	1,186	1,285	1,034	1,698
926,256	487,265	467,053	907,360	809,030	792,344	1,193,983
625	1,007	828	765	630	766	703
		1,955	1,841	2,341	2,377	2,610
		1,271,277	1,215,123	1,534,470	1,515,927	1,670,676
		650	660	655	638	640
1,587	947	350	1,949	2,217	3,119	2,007
848,932	509,517	258,039	1,172,280	1,127,561	1,769,541	1,162,568
535	538	737	601	509	567	579
126		90	45	171	145	305
93,870		107,627	60,245	166,715	190,841	329,809
745		1,196	1,339	975	1,316	1,081
	9	243	108	268	288	12
	11,340	299,880	156,870	337,470	391,230	16,380
	1,260	1,234	1,453	1,259	1,358	1,365
1,200	273	239	729	549	75	512
942,387	184,194	126,160	570,077	431,865	71,400	429,041
785	675	528	782	787	952	838
11,718	13,434	13,241	15,870	13,449	11,836	14,813
3,421,267	4,872,871	4,559,623	4,974,814	4,338,502	4,220,100	5,136,015
292	363	344	313	323	357	347
1,282	278	725	644		7	1,365
317,639	66,627	258,207	230,667		6,106	336,735
248	240	356	358		872	247
464						
128,310						
277						
2,740	750	534				
754,425	218,295	157,185				
275	291	294				
225	1,263	1	335			
58,968	303,135	294	127,176			
262	240	294	380			
3,639	2,868	2,177	3,184	752	46	27
1,229,460	1,290,118	880,363	1,322,536	764,896	63,998	42,525
338	450	404	415	1,017	1,391	1,575
18	200	50		10		
1,890	6,300	2,625		5,250		
105	32	53		525		

鮮魚

品目別・出荷地	計	4月	5月	6月	7月	8月
さば類	55,115	1,620	1,629	2,340	4,986	2,415
千葉	15,072,060	452,109	456,015	622,230	1,024,989	612,465
	273	279	280	266	206	254
東京	7,458	1,142	1,051	525	1,121	1,155
	2,742,146	409,112	332,409	181,335	259,665	303,450
	368	358	316	345	232	263
神奈川	31,259	4,523	5,317	2,568	9,236	1,235
	7,493,115	1,225,875	1,362,690	678,615	1,647,450	294,840
	240	271	256	264	178	239
新潟	3,720	5	10			
	1,272,160	1,607	3,150			
	342	321	315			
富山	403		138			
	275,700		66,465			
	684		482			
静岡	18,371	675	3,825	6,038	320	495
	4,475,751	262,920	725,655	1,207,185	53,235	126,105
	244	390	190	200	166	255
三重	908					9
	219,660					7,560
	242					840
兵庫	35	35				
	92,610	92,610				
	2,646	2,646				
和歌山	1,215	175				
	282,030	42,000				
	232	240				
愛媛	2,485	152	9			
	1,472,880	96,675	14,175			
	593	636	1,575			
福岡	1,743	130	196	32	47	
	1,409,543	129,995	193,001	36,288	38,388	
	809	1,000	985	1,134	817	
佐賀	192					
	357,242					
	1,861					
長崎	928					
	639,660					
	689					
大分	246	109			58	
	398,129	199,658			104,328	
	1,618	1,832			1,799	
宮崎	176	9	26			141
	283,645	13,388	41,267			228,990
	1,612	1,488	1,587			1,624
鹿児島	20					
	11,025					
	551					
さんま	1,625,770	42,350	34,359	33,296	37,844	180,436
合計	440,389,237	9,211,308	7,412,740	7,008,060	17,299,997	81,410,439
平均単価	271	218	216	210	457	451
福島	1,032,283	36,062	29,794	29,588	21,808	30,707
	217,339,791	7,346,886	6,061,999	5,845,135	4,286,009	9,766,920
	211	204	203	198	197	318
北海道	156,299	133	241	316	9,406	84,765
	71,363,761	43,680	81,690	125,370	10,348,800	41,642,706
	457	328	339	397	1,100	491
青森	2,116			49	187	1,880
	1,154,229			11,051	132,238	1,010,940
	545			226	707	538
岩手	334,059			185	2,087	51,171
	98,768,190			63,263	513,777	22,432,852
	296			342	246	438
宮城	89,000	6,155	4,324	3,158	3,176	7,365
	46,979,067	1,820,742	1,269,051	963,241	861,548	4,284,905
	528	296	293	305	271	582

上段：数量=kg
 单位 中断：金額=円
 下段：単価=円

9月	10月	11月	12月	1月	2月	3月
2,330	6,772	6,871	9,195	8,332	4,191	4,434
657,195	2,533,125	1,966,650	2,154,674	2,145,308	1,141,624	1,305,676
282	374	286	234	257	272	294
150	175	183	405		152	1,399
33,810	63,105	84,945	169,785		134,936	769,594
225	361	464	419		888	550
205				1,487	4,020	2,668
35,595				342,405	1,212,750	692,895
174				230	302	260
150	39	1,528	1,592	130	266	
50,610	26,250	450,555	587,265	54,180	98,543	
337	673	295	369	417	370	
			21	204	40	
			15,582	157,953	35,700	
			742	774	893	
468	795			1,246	1,732	2,777
93,555	182,385			252,893	654,781	917,037
200	229			203	378	330
						899
						212,100
						236
				500		540
				105,210		134,820
				210		250
	185	585	93	74	1,119	268
	95,760	372,330	50,925	64,092	506,193	272,730
	518	636	548	866	452	1,018
47	109	334	206	314	85	243
59,810	87,771	228,969	164,584	153,575	85,623	231,539
1,273	805	686	799	489	1,007	953
					130	62
					245,511	111,731
					1,889	1,802
		253	195	400	30	50
		157,500	151,620	292,740	22,050	15,750
		623	778	732	735	315
					18	61
					12,285	81,858
					683	1,342
						20
						11,025
						551
474,621	395,863	226,882	107,692	29,477	29,505	33,445
139,470,356	91,073,817	46,263,803	20,914,112	6,869,342	6,505,149	6,950,114
294	230	204	194	233	220	208
206,478	307,675	199,871	90,402	23,981	25,233	30,684
53,539,596	63,319,179	36,155,714	14,862,353	5,091,419	5,133,954	5,930,627
259	206	181	164	212	203	193
42,101	15,009	1,684	720	816	810	298
14,094,744	3,940,020	485,731	172,935	162,855	202,020	63,210
335	263	288	240	200	249	212
187,775	63,237	19,436	10,168			
55,329,372	14,961,324	3,828,006	1,639,596			
295	237	197	161			
33,399	9,249	5,891	6,402	3,956	3,462	2,463
15,424,262	8,753,922	5,794,352	4,239,228	1,442,364	1,169,175	956,277
462	946	984	662	365	338	388

鮮魚

品目別・出荷地	計	4月	5月	6月	7月	8月
さんま	10					
茨城	5,985					
	599					
	2,183					412
千葉	502,971					130,620
	230					317
	9,620				1,180	4,136
東京	4,221,903				1,157,625	2,141,496
	439				981	518
	200					
富山	53,340					
	267					
	0					
愛媛	0					
	0					
	0					
はまち	436,797	36,269	38,882	20,023	18,045	26,296
合計	354,490,002	30,248,643	27,273,711	18,553,259	17,603,708	24,039,379
平均単価	812	834	701	927	976	914
	11,157	401	239	361	270	795
福島	7,914,376	365,303	219,036	270,057	214,471	454,291
	709	911	916	748	794	571
	105				39	36
北海道	55,335				20,370	20,790
	527				522	578
	6,274			115	689	175
青森	2,713,055			58,868	386,670	64,302
	432			512	561	367
	6,985				596	1,694
岩手	2,114,000				232,878	438,923
	303				391	259
	24,219			49	309	3,624
宮城	7,220,372			29,390	67,647	823,868
	298			600	219	227
	7,630		4,670	1,508		
秋田	1,689,337		998,319	385,718		
	221		214	256		
	858			79		
山形	201,992			39,496		
	235			500		
	880	269				72
茨城	248,994	82,551				43,691
	283	307				607
	66,478	8,941	6,707	4,000	2,367	773
千葉	28,885,372	3,033,786	2,150,452	1,461,890	1,095,331	617,205
	435	339	321	365	463	798
	169,248	14,019	10,018	8,007	8,254	11,955
東京	197,936,207	16,092,082	13,193,532	10,933,205	11,231,415	15,324,384
	1,170	1,148	1,317	1,365	1,361	1,282
	9,093		260	299	1,790	1,850
神奈川	4,741,216		61,425	130,700	402,910	559,286
	521		236	437	225	302
	4,593	43	561	210	72	12
新潟	1,597,474	20,853	137,188	55,650	26,460	5,334
	348	485	245	265	368	445
	2,314	187	1,025		119	100
富山	1,469,070	77,491	262,512		69,893	15,225
	635	414	256		587	152
	5,799		3,492	1,516	193	
福井	2,394,289		1,105,025	844,958	102,585	
	413		316	557	532	
	44					
山梨	59,378					
	1,350					
	2,225	71		48	45	
静岡	652,214	69,264		30,576	28,161	
	293	976		637	626	

上段：数量=kg
 单位 中断：金額=円
 下段：単価=円

9月	10月	11月	12月	1月	2月	3月
	10					
	5,985					
	599					
1,084	163			524		
230,580	22,407			119,364		
213	137			228		
3,784	520					
851,802	70,980					
225	137					
				200		
				53,340		
				267		
	0					
	0					
	0					
33,768	38,969	44,835	69,024	43,276	35,468	31,942
22,803,305	26,940,414	36,042,250	53,596,262	37,475,307	31,290,504	28,623,260
675	691	804	776	866	882	896
1,667	1,514	1,292	1,452	620	660	1,886
678,865	913,206	1,111,187	1,324,095	507,962	526,851	1,329,052
407	603	860	912	819	798	705
					30	
					14,175	
					473	
152	2,021	2,903	219			
59,420	703,928	1,318,727	121,140			
391	348	454	553			
2,346	1,414	516	419			
710,818	414,802	159,151	157,428			
303	293	308	376			
4,409	8,793	5,652	1,150		233	
1,275,233	2,783,319	1,774,614	323,349		142,952	
289	317	314	281		614	
452	622	336		42		
103,845	102,227	80,044		19,184		
230	164	238		457		
64	715					
33,705	128,791					
527	180					
111	349	79				
33,527	76,782	12,443				
302	220	158				
1,450	1,792	2,124	18,906	10,556	4,363	4,499
1,119,197	1,355,931	1,671,432	6,227,490	4,750,513	2,384,813	3,017,332
772	757	787	329	450	547	671
9,182	12,016	16,928	22,352	20,259	19,809	16,449
11,889,805	14,830,158	19,345,304	25,096,163	22,877,806	19,791,877	17,330,476
1,295	1,234	1,143	1,123	1,129	999	1,054
2,004	721	72	1,997	100		
592,172	357,138	87,675	2,522,347	27,563		
295	495	1,218	1,263	276		
305	1,843	1,235	183	129		
78,334	403,525	356,856	351,394	161,880		
257	219	289	1,920	1,255		
250			524	89	20	
56,754			770,013	153,552	63,630	
227			1,469	1,725	3,182	
		95	333	170		
		21,683	196,530	123,508		
		228	590	727		
				44		
				59,378		
				1,350		
1,908	97			28	28	
432,382	48,516			22,587	20,728	
227	500			807	740	

鮮魚

品目別・出荷地	計	4月	5月	6月	7月	8月
はまち	21,720	2,488	1,381	1,048	1,244	1,892
三重	22,748,600	2,572,958	1,827,998	1,552,333	1,740,248	2,480,456
	1,047	1,034	1,324	1,481	1,399	1,311
兵庫	780		780			
	142,275		142,275			
	182		182			
鳥取	1,473					601
	723,098					216,432
	491					360
島根	778	94	684			
	264,201	37,359	226,842			
	340	397	332			
山口	844	364	286	18	13	
	584,766	244,979	168,332	11,340	13,545	
	693	673	589	630	1,042	
愛媛	65,919	6,637	4,760	1,769	1,356	1,564
	53,625,153	5,712,716	4,523,092	1,790,813	1,255,575	1,813,345
	814	861	950	1,012	926	1,159
高知	160	160				
	96,784	96,784				
	605	605				
福岡	13,449	257	1,608	149	22	199
	5,168,169	148,502	561,368	81,469	16,391	98,450
	384	578	349	547	745	495
佐賀	117					
	110,943					
	948					
長崎	3,979	1,509	1,137			
	1,909,326	771,208	393,446			
	480	511	346			
熊本	5,898	537	808	515	527	607
	5,547,181	518,306	802,589	529,759	547,339	644,750
	941	965	993	1,029	1,039	1,062
大分	1,591	285	234	147	60	178
	2,435,653	399,303	327,454	232,162	94,072	292,005
	1,531	1,401	1,399	1,579	1,568	1,640
宮崎	143					
	111,585					
	780					
鹿児島	2,044	7	232	185	80	169
	1,129,587	5,198	172,826	114,875	57,747	126,642
	553	743	745	621	722	749
ひらめ	47,877	2,262	3,868	5,568	5,432	2,840
合計	69,859,999	5,095,155	6,616,067	6,214,833	6,377,730	6,090,309
平均単価	1,459	2,253	1,710	1,116	1,174	2,144
福島	27,552	891	1,830	3,406	4,356	1,770
	35,766,346	1,724,819	2,740,323	3,542,421	4,827,922	3,514,043
	1,298	1,936	1,497	1,040	1,108	1,985
北海道	288		3	126	69	
	342,060		5,891	143,882	75,469	
	1,188		1,964	1,142	1,094	
青森	1,980	35	92	508	74	26
	1,808,977	65,972	128,774	542,900	70,392	47,765
	914	1,885	1,400	1,069	951	1,837
岩手	2,561	10	196	424	146	79
	2,115,257	10,427	200,503	333,536	91,392	50,622
	826	1,043	1,023	787	626	641
宮城	1,316		382	207	18	10
	1,300,453		560,428	215,830	7,487	2,893
	988		1,467	1,043	416	289
秋田	333	19	144	80		
	253,855	26,628	133,165	53,856		
	762	1,401	925	673		
山形	71	2	11			
	123,336	2,783	17,641			
	1,737	1,392	1,604			

上段：数量=kg
 单位 中断：金額=円
 下段：単価=円

9月	10月	11月	12月	1月	2月	3月
973 1,118,836 1,150	1,225 1,298,709 1,060	987 1,103,009 1,118	3,592 3,280,138 913	2,314 1,983,471 857	2,393 2,047,765 856	2,183 1,742,679 798
453 165,057 364				419 341,609 815		
	0 0 0					
	30 26,880 896	41 28,224 688		42 49,130 1,170	50 42,336 847	
3,495 2,541,912 727	3,704 2,395,358 647	9,816 7,506,337 765	13,131 10,658,365 812	7,156 5,660,157 791	6,936 5,438,001 784	5,595 4,329,482 774
3,763 1,034,697 275	929 368,911 397	1,883 745,600 396	3,552 1,532,414 431	947 426,258 450	140 154,109 1,101	
					117 110,943 948	
40 19,399 485	202 104,529 517				164 98,787 602	927 521,957 563
392 367,929 939	243 212,051 873	359 332,333 926	887 785,664 886	298 245,674 824	368 279,151 759	357 281,636 789
266 432,591 1,626	116 188,302 1,623	101 158,864 1,573	72 109,469 1,520	33 49,482 1,499	53 81,303 1,534	46 70,646 1,536
20 12,821 641	21 10,815 515	13 4,064 313			89 83,885 943	
66 46,006 697	602 216,536 360	403 224,703 558	255 140,263 550	30 15,593 520	15 9,198 613	
2,131 4,288,607 2,012	3,743 5,286,820 1,412	4,885 6,457,153 1,322	7,016 7,616,691 1,086	4,262 5,936,079 1,393	2,709 4,446,790 1,641	3,161 5,433,765 1,719
1,092 2,075,546 1,901	2,278 3,191,003 1,401	2,645 3,142,251 1,188	3,729 3,393,798 910	2,530 2,827,922 1,118	1,494 2,307,341 1,544	1,531 2,478,957 1,619
		12 11,970 998	78 104,848 1,344			0 0 0
92 92,169 1,002	258 139,968 543	448 375,680 839	356 225,698 634	62 97,609 1,574		29 22,050 760
166 138,941 837	480 255,554 532	507 581,730 1,147	282 242,747 861	219 164,469 751	33 24,934 756	19 20,402 1,074
		76 63,903 841	166 132,479 798	161 100,008 621	216 129,655 600	80 87,770 1,097
	16 6,510 407	14 10,143 725	60 23,553 393			
2 1,397 699	31 55,713 1,797					25 45,802 1,832

鮮魚

品目別・出荷地	計	4月	5月	6月	7月	8月
ひらめ	3,374	128	96	319	323	54
茨城	3,820,926	213,784	192,635	334,517	336,313	139,295
	1,132	1,670	2,007	1,049	1,041	2,580
千葉	4,686	536	557	180	192	356
	9,755,112	1,328,182	1,223,684	329,411	311,575	782,894
	2,082	2,478	2,197	1,830	1,623	2,199
東京	4,934	417	398	290	209	532
	12,832,098	1,233,519	1,101,637	687,094	607,619	1,538,454
	2,601	2,958	2,768	2,369	2,907	2,892
新潟	46		31	15		
	41,423		31,048	10,375		
	901		1,002	692		
富山	20				20	
	18,900				18,900	
	945				945	
静岡	66					
	184,151					
	2,790					
愛知	259	146	97	13		
	617,910	352,435	241,314	21,011		
	2,386	2,414	2,488	1,616		
兵庫	20				7	13
	21,998				7,655	14,343
	1,100				1,094	1,103
島根	107	76	31			
	170,359	134,422	35,937			
	1,592	1,769	1,159			
山口	18				18	
	23,006				23,006	
	1,278				1,278	
愛媛	30					
	35,322					
	1,177					
佐賀	45		0			
	283,752		3,087			
	6,306		0			
長崎	42					
	45,633					
	1,087					
熊本	57					
	97,472					
	1,710					
大分	15					
	18,375					
	1,225					
宮崎	48					
	165,617					
	3,450					
鹿児島	9	2				
	17,661	2,184				
	1,962	1,092				
かれい類	495,967	46,312	44,312	29,998	13,942	9,372
合計	386,414,349	34,980,684	27,173,442	18,680,373	10,468,618	8,978,085
平均単価	779	755	613	623	751	958
福島	209,423	9,635	14,667	11,488	5,394	2,147
	139,362,190	7,813,044	9,065,744	6,915,775	3,810,004	1,657,842
	665	811	618	602	706	772
北海道	50,976	6,669	5,348	2,444	2,250	916
	54,456,355	3,840,752	2,447,775	1,526,532	1,596,170	659,990
	1,068	576	458	625	709	721
青森	55,063	11,522	6,463	4,226	1,535	1,526
	38,114,595	7,328,689	3,188,481	1,882,110	857,038	1,850,370
	692	636	493	445	558	1,213
岩手	31,918	4,025	1,579	1,310	1,789	845
	25,492,184	3,151,282	1,045,037	831,812	1,342,379	628,786
	799	783	662	635	750	744

単位 上段：数量=kg
 中断：金額=円
 下段：単価=円

9月	10月	11月	12月	1月	2月	3月
31	87	434	1,404	169	66	263
26,633	69,500	529,803	1,277,502	168,719	116,603	415,622
859	799	1,221	910	998	1,767	1,580
329	242	330	439	378	496	651
719,902	552,878	736,688	923,284	819,600	935,283	1,091,731
2,188	2,285	2,232	2,103	2,168	1,886	1,677
419	351	409	475	608	384	442
1,234,019	1,015,694	958,743	1,178,836	1,469,306	856,114	951,063
2,945	2,894	2,344	2,482	2,417	2,229	2,152
					14	52
					36,351	147,800
					2,597	2,842
		3				
		3,150				
		1,050				
					30	
					35,322	
					1,177	
		7	9	11	6	12
		43,092	54,747	67,221	40,509	75,096
		6,156	6,083	6,111	6,752	6,258
					42	
					45,633	
					1,087	
						57
						97,472
						1,710
					15	
					18,375	
					1,225	
			18	30		
			59,199	106,418		
			3,289	3,547		
					7	
					15,477	
					2,211	
38,034	48,746	51,644	70,361	52,178	43,370	47,698
21,110,502	30,640,400	43,945,500	73,439,770	45,460,442	35,007,523	36,529,010
555	629	851	1,044	871	807	766
19,358	28,461	25,673	31,946	26,445	18,837	15,372
9,383,697	13,658,844	14,875,776	27,356,052	19,786,819	13,293,313	11,745,280
485	480	579	856	748	706	764
270	490	7,073	19,243	3,002	1,105	2,166
358,019	737,060	10,619,821	26,311,191	4,227,292	980,870	1,150,883
1,326	1,504	1,501	1,367	1,408	888	531
1,278	1,149	837	2,850	5,541	10,311	7,825
763,655	506,803	799,001	2,613,214	4,210,598	8,464,633	5,650,003
598	441	955	917	760	821	722
447	331	1,038	1,578	5,189	4,508	9,279
372,475	362,985	1,008,024	1,494,543	4,510,846	3,946,249	6,797,766
833	1,097	971	947	869	875	733

鮮魚

品目別・出荷地	計	4月	5月	6月	7月	8月
かれい類	44,033	6,043	4,766	4,314	1,167	1,657
宮城	43,764,853	6,351,714	4,602,016	4,002,121	890,785	1,265,574
	994	1,051	966	928	763	764
秋田	35,107	4,291	3,866	2,927	934	499
	22,034,773	3,144,899	1,966,093	1,659,726	1,187,659	843,299
	628	733	509	567	1,272	1,690
山形	264					
	171,528					
	650					
茨城	14,326	662	2,257	1,588	156	11
	8,914,549	466,710	1,149,123	946,772	106,137	12,306
	622	705	509	596	680	1,119
埼玉	129	129				
	66,318	66,318				
	514	514				
千葉	9,761	49	71	390	701	461
	10,685,468	45,066	40,383	289,601	667,988	420,852
	1,095	920	569	743	953	913
東京	5,016	375	1,500	1,184	7	
	2,131,524	176,927	530,468	538,868	3,675	
	425	472	354	455	525	
新潟	17,016	938	772	36	3	
	14,871,171	640,353	440,165	29,043	2,520	
	874	683	570	807	840	
福井	613	60				
	176,558	7,875				
	288	131				
愛知	330	33	37	18		
	242,152	28,141	23,454	12,443		
	734	853	634	691		
兵庫	1,005	47	252			
	729,140	36,016	127,536			
	726	766	506			
鳥取	931	23	467	73		
	669,038	15,226	289,082	45,570		
	719	662	619	624		
島根	19,960	1,811	2,267			1,285
	24,452,874	1,867,672	2,258,085			1,600,591
	1,225	1,031	996			1,246
大分	24					
	9,681					
	403					
宮崎	72				6	25
	69,398				4,263	38,475
	964				711	1,539
たら類	107,633	6,375	4,280	2,403	1,099	1,156
合計	57,209,168	2,684,483	1,570,078	1,427,456	905,075	1,029,586
平均単価	532	421	367	594	824	891
福島	16,837	3,191	1,791	688	94	353
	4,219,083	512,044	245,489	116,468	31,202	127,993
	251	160	137	169	332	363
北海道	28,423	988	126	204	169	421
	20,709,604	1,033,971	207,333	422,520	353,955	629,003
	729	1,047	1,646	2,071	2,094	1,494
青森	30,190	1,226	142		652	286
	10,655,273	472,716	65,804		461,484	179,358
	353	386	463		708	627
岩手	1,827	252	404	359	28	6
	818,769	230,454	102,859	89,881	9,000	1,549
	448	915	255	250	321	258
宮城	20,450	411	1,109	1,045	156	90
	15,567,841	372,160	865,999	774,935	49,434	91,683
	761	905	781	742	317	1,019
秋田	935	13	246	5		
	184,612	1,785	23,234	735		
	197	137	94	147		

上段：数量=kg
 单位 中断：金額=円
 下段：単価=円

9月	10月	11月	12月	1月	2月	3月
3,962	4,795	1,351	2,679	2,354	3,653	7,292
2,645,172	4,047,272	1,736,928	3,830,835	2,803,137	4,444,383	7,144,916
668	844	1,286	1,430	1,191	1,217	980
7,765	5,624	5,653	2,776	110	146	516
3,708,356	3,481,075	3,762,607	1,659,960	93,357	111,069	416,673
478	619	666	598	849	761	808
126	32					106
49,429	11,576					110,523
392	362					1,043
2,264	1,617	1,162	2,444	936	343	886
1,100,722	965,394	787,334	1,895,479	645,116	196,841	642,615
486	597	678	776	689	574	725
56		90	809	5,208	971	955
14,784		17,325	669,044	6,663,999	1,010,548	845,878
264		193	827	1,280	1,041	886
	85	641	443	132	5	644
	46,200	299,514	239,655	83,252	1,313	211,652
	544	467	541	631	263	329
226	660	2,742	2,636	3,160	3,294	2,549
89,462	550,644	3,305,944	3,305,638	2,372,531	2,406,513	1,728,358
396	834	1,206	1,254	751	731	678
183	325	45				
51,345	102,638	14,700				
281	316	327				
3		46	9	52	24	108
4,095		30,765	10,868	26,503	21,420	84,463
1,365		669	1,208	510	893	782
220	298	184	2	2		
100,358	303,306	156,222	2,835	2,867		
456	1,018	849	1,418	1,434		
31	159		68	47	63	
11,026	122,588		65,520	34,125	85,901	
356	771		964	726	1,364	
1,832	4,668	5,109	2,878		110	
2,450,195	5,715,386	6,531,539	3,984,936		44,470	
1,337	1,224	1,278	1,385		404	
4	20					
1,365	8,316					
341	416					
9	32					
6,347	20,313					
705	635					
3,909	10,016	12,265	13,323	22,149	19,181	11,477
2,176,276	5,473,876	8,408,417	10,403,405	11,458,793	7,517,838	4,153,885
557	547	686	781	517	392	362
210	1,157	313	1,364	1,424	3,108	3,144
72,668	354,533	180,357	573,725	572,014	722,681	709,909
346	306	576	421	402	233	226
1,036	3,474	6,159	6,541	5,883	2,747	675
1,006,647	2,187,247	4,180,214	5,022,973	3,889,436	1,343,074	433,231
972	630	679	768	661	489	642
1,906	2,209	2,451	1,187	6,089	7,832	6,210
494,127	836,974	791,679	483,746	2,044,599	2,906,889	1,917,897
259	379	323	408	336	371	309
109	156	17		364	115	17
84,557	122,325	5,250		130,232	38,514	4,148
776	784	309		358	335	244
648	1,255	1,842	1,753	5,902	4,877	1,362
518,277	1,307,777	2,365,431	2,303,005	3,530,693	2,316,290	1,072,157
800	1,042	1,284	1,314	598	475	787
	240	6		170	255	
	37,013	1,575		59,871	60,399	
	154	263		352	237	

鮮魚

品目別・出荷地	計	4月	5月	6月	7月	8月
たら類	90			58		
山形	17,183			10,379		
	191			179		
茨城	6,742	190	462	44		
	3,305,667	27,228	59,360	12,538		
	490	143	128	285		
埼玉	104	104				
	34,125	34,125				
	328	328				
千葉	477					
	259,875					
	545					
東京	1,554					
	1,432,096					
	922					
静岡	4					
	5,040					
	1,260					
兵庫	0					
	0					
	0					
めぬけ類	6,201	972	727	570	384	381
合計	10,930,112	1,884,473	1,154,934	922,070	633,445	635,465
平均単価	1,763	1,939	1,589	1,618	1,650	1,668
福島	50	6				1
	77,341	7,938				1,365
	1,547	1,323				1,365
北海道	77		3	16		
	104,109		5,670	29,873		
	1,352		1,890	1,867		
青森	1,612	255	130	115	143	213
	3,229,927	532,609	228,839	178,241	300,544	354,094
	2,004	2,089	1,760	1,550	2,102	1,662
宮城	59			16	33	
	132,458			56,963	47,922	
	2,245			3,560	1,452	
茨城	56					
	129,977					
	2,321					
埼玉	47	47				
	74,844	74,844				
	1,592	1,592				
千葉	1,833	390	232	24	28	
	3,725,084	824,432	442,713	66,497	71,602	
	2,032	2,114	1,908	2,771	2,557	
東京	348					87
	369,098					143,284
	1,061					1,647
神奈川	7			7		
	10,290			10,290		
	1,470			1,470		
静岡	2,112	274	362	392	180	80
	3,076,984	444,650	477,712	580,206	213,377	136,722
	1,457	1,623	1,320	1,480	1,185	1,709
きちじ	101,469	14,706	12,077	10,770	3,194	5,441
合計	170,896,833	23,775,821	17,852,342	13,512,317	6,300,842	12,896,214
平均単価	1,684	1,617	1,478	1,255	1,973	2,370
福島	39,626	3,082	3,010	5,017	461	120
	45,580,356	2,681,353	2,423,927	4,202,008	550,201	133,770
	1,150	870	805	838	1,193	1,115
北海道	9,587	881	970	1,000	881	1,176
	34,636,218	3,229,748	3,105,598	2,832,796	3,347,913	4,649,047
	3,613	3,666	3,202	2,833	3,800	3,953
青森	20,950	5,821	4,070	1,332	262	2,381
	41,475,750	10,707,797	6,550,236	2,028,128	628,740	5,798,889
	1,980	1,840	1,609	1,523	2,400	2,435

單位 上段：数量=kg
 中斷：金額=円
 下段：単価=円

9月	10月	11月	12月	1月	2月	3月
						32
						6,804
						213
	1,445	1,357	2,209	963	35	37
	609,107	730,191	1,365,596	484,558	7,350	9,739
	422	538	618	503	210	263
		72		405		
		22,680		237,195		
		315		586		
	80	48	269	949	208	
	18,900	131,040	654,360	510,195	117,601	
	236	2,730	2,433	538	565	
					4	
					5,040	
					1,260	
				0		
				0		
				0		
287	184	363	606	257	544	926
351,769	404,696	707,212	1,293,943	529,318	997,474	1,415,313
1,226	2,199	1,948	2,135	2,060	1,834	1,528
7	7	2	3	14	10	
8,841	7,314	5,671	5,461	22,985	17,766	
1,263	1,045	2,836	1,820	1,642	1,777	
		8				50
		28,403				40,163
		3,550				803
109	13	91	363		17	163
134,721	34,955	214,075	1,022,315		45,476	184,058
1,236	2,689	2,352	2,816		2,675	1,129
10						
27,573						
2,757						
	40	7		9		
	100,849	18,585		10,543		
	2,521	2,655		1,171		
	45	101	28	201	360	424
	131,672	234,990	75,978	440,559	685,433	751,208
	2,926	2,327	2,714	2,192	1,904	1,772
24			185		25	27
26,355			134,789		33,989	30,681
1,098			729		1,360	1,136
137	79	154	27	33	132	262
154,279	129,906	205,488	55,400	55,231	214,810	409,203
1,126	1,644	1,334	2,052	1,674	1,627	1,562
4,831	8,059	8,222	10,345	6,223	8,488	9,113
9,140,110	13,158,974	13,656,184	23,125,871	9,169,121	12,906,903	15,402,134
1,892	1,633	1,661	2,235	1,473	1,521	1,690
1,462	4,061	5,272	5,874	3,076	4,511	3,680
2,191,404	5,209,145	6,386,187	9,008,488	3,596,258	4,478,161	4,719,454
1,499	1,283	1,211	1,534	1,169	993	1,282
1,065	1,019	901	925	51	274	444
3,877,851	3,761,052	3,370,974	4,067,659	220,710	908,775	1,264,095
3,641	3,691	3,741	4,397	4,328	3,317	2,847
382	470	270	1,298	879	1,881	1,904
935,918	462,452	979,125	4,695,139	1,095,476	4,193,338	3,400,512
2,450	984	3,626	3,617	1,246	2,229	1,786

鮮魚

品目別・出荷地	計	4月	5月	6月	7月	8月
きちじ 岩手	799 3,076,838 3,851	88 268,538 3,052		33 113,085 3,427	19 70,350 3,703	
宮城	22,617 28,836,426 1,275	2,939 3,635,082 1,237	2,780 3,092,937 1,113	3,118 3,919,265 1,257	1,449 1,345,165 928	1,305 1,162,982 891
茨城	161 135,094 839		15 11,025 735	72 30,240 420		
埼玉	1,519 2,816,038 1,854	1,363 2,375,563 1,743	156 440,475 2,824			
千葉	804 2,522,107 3,137	95 402,425 4,236	153 403,326 2,636	40 128,368 3,209	8 22,890 2,861	58 152,356 2,627
東京	3,739 10,020,907 2,680		463 1,343,370 2,901	74 180,810 2,443	84 293,213 3,491	335 920,745 2,748
静岡	744 871,097 1,171	206 259,529 1,260	146 173,649 1,189	5 6,689 1,338		
宮崎	61 76,317 1,251	2 2,730 1,365			30 42,370 1,412	9 9,293 1,033
鹿児島	862 849,685 986	229 213,056 930	314 307,799 980	79 70,928 898		57 69,132 1,213
はたはた 合計 平均単価	12,447 5,456,605 438	2,933 1,322,634 451	1,355 584,347 431	90 47,250 525		
福島	252 62,727 249					
北海道	262 184,538 704					
青森	726 251,416 346					
秋田	1,406 509,856 363	16 3,360 210	230 24,119 105			
山形	2,678 1,012,306 378					
千葉	77 18,585 241					
東京	249 154,718 621					
富山	799 224,543 281					
福井	400 69,510 174	400 69,510 174				
兵庫	5,598 2,968,406 530	2,517 1,249,764 497	1,125 560,228 498	90 47,250 525		
いしもち 合計 平均単価	13,586 3,672,201 270	1,255 380,650 303	809 196,945 243	548 289,676 529	577 317,244 550	924 451,107 488
福島	3,562 923,332 259	611 199,888 327	476 104,125 219	4 1,355 339	122 64,534 529	347 140,511 405

上段：数量=kg
 单位 中断：金額=円
 下段：単価=円

9月	10月	11月	12月	1月	2月	3月
		58	83	320	131	67
		119,543	486,150	1,365,116	453,023	201,033
		2,061	5,857	4,266	3,458	3,000
1,370	1,518	1,336	1,480	1,461	1,344	2,517
1,289,771	2,257,725	1,796,071	1,981,617	1,644,178	2,111,219	4,600,414
941	1,487	1,344	1,339	1,125	1,571	1,828
14	5		3	31	21	
32,760	4,988		17,325	21,116	17,640	
2,340	998		5,775	681	840	
24	39	18	136	120	83	30
40,131	100,465	38,557	546,284	454,716	147,832	84,757
1,672	2,576	2,142	4,017	3,789	1,781	2,825
181	903	323	532	151	222	471
394,800	1,326,675	927,675	2,309,475	619,500	572,775	1,131,869
2,181	1,469	2,872	4,341	4,103	2,580	2,403
259	38	31		59		
305,781	28,282	26,292		70,875		
1,181	744	848		1,201		
	6		14			
	8,190		13,734			
	1,365		981			
74		13		75	21	
71,694		11,760		81,176	24,140	
969		905		1,082	1,150	
495	65	1,337	2,890	360	1,304	1,618
261,765	49,875	729,245	1,008,631	214,790	646,913	591,155
529	767	545	349	597	496	365
36	3					213
20,790	2,205					39,732
578	735					187
		187	75			
		117,443	67,095			
		628	895			
		28	698			
		11,760	239,656			
		420	343			
	30	488	642			
	22,680	253,713	205,984			
	756	520	321			
	32	575	869	129	519	554
	24,990	303,174	243,223	68,629	193,050	179,240
	781	527	280	532	372	324
			77			
			18,585			
			241			
		59	190			
		43,155	111,563			
		731	587			
			339		80	380
			122,525		21,210	80,808
			361		265	213
459				231	705	471
240,975				146,161	432,653	291,375
525				633	614	619
771	1,457	2,275	2,022	484	762	1,702
271,514	322,790	405,294	314,279	86,760	192,132	443,810
352	222	178	155	179	252	261
102	153	313	674	208	197	355
28,296	31,501	60,143	93,039	30,940	75,302	93,698
277	206	192	138	149	382	264

鮮魚

品目別・出荷地	計	4月	5月	6月	7月	8月
いしもち	182	8				3
宮城	36,654	7,875				1,040
	201	984				347
秋田	24	8		16		
	3,324	2,142		1,182		
	139	268		74		
茨城	7,850	592		287	5	
	1,666,544	158,145		75,888	1,050	
	212	267		264	210	
千葉	1,710			30	401	390
	945,625			15,750	236,892	225,698
	553			525	591	579
579						574
309,556						
539						
神奈川	75			75		
	25,074			25,074		
	334			334		
宮崎	97	36		42		
	35,081	12,600		15,750		
	362	350		375		
鹿児島	86			21	65	
	36,567			9,555	27,012	
	425			455	416	
ほうぼう類	18,109	3,399	1,492	1,764	597	138
合計	7,727,841	1,421,038	899,417	765,122	304,317	106,830
平均単価	427	418	603	434	510	774
福島	2,916	574	60	9	347	29
	1,374,367	350,060	36,010	7,876	189,347	29,307
	471	610	600	875	546	1,011
北海道	1,427	879	118	327		
	321,139	197,133	30,739	73,212		
	225	224	261	224		
青森	53		5	4	5	3
	8,086		1,313	630	1,313	315
	153		263	158	263	105
岩手	316			184	51	9
	149,052			72,689	21,154	5,272
	472			395	415	586
宮城	279	96	18			
	103,652	32,353	14,963			
	372	337	831			
秋田	1,145	58	148	388	7	
	292,194	13,519	37,666	119,013	2,573	
	255	233	255	307	368	
山形	17					
	3,528					
	208					
茨城	4,413	1,005	262	31		
	2,009,209	494,903	195,000	33,222		
	455	492	744	1,072		
千葉	5,300	279	877	759	181	82
	2,811,068	231,846	581,626	415,618	86,417	59,126
	530	831	663	548	477	721
東京	83			62	6	15
	59,185			42,862	3,513	12,810
	713			691	586	854
新潟	871	31	4			
	176,228	3,255	2,100			
	202	105	525			
富山	882	477				
	200,822	97,969				
	228	205				
静岡	281					
	149,212					
	531					
愛知	19					
	16,601					
	874					

単位 上段：数量=kg
 中断：金額=円
 下段：単価=円

9月	10月	11月	12月	1月	2月	3月
5	2	148		16		
546	2,016	22,657		2,520		
109	1,008	153		158		
383	1,265	1,806	1,343	260	565	1,344
95,953	275,517	320,473	220,452	53,300	116,830	348,936
251	218	177	164	205	207	260
274	28	8	5			
143,842	11,078	2,021	788			
525	396	253	158			
7	9					3
2,877	2,678					1,176
411	298					392
640	843	1,284	2,001	1,225	2,244	2,482
249,324	353,057	482,073	651,047	462,569	920,909	1,112,138
390	419	375	325	378	410	448
148	89	124	513	160	598	265
64,885	33,219	59,401	195,948	84,418	219,780	104,116
438	373	479	382	528	368	393
		30	73			
		4,725	15,330			
		158	210			
			17	13		6
			1,785	1,470		1,260
			105	113		210
8	11	23	3	21	1	5
5,671	5,250	15,698	2,704	16,592	158	3,864
709	477	683	901	790	158	773
			14	119	32	
			3,544	19,339	33,453	
			253	163	1,045	
158	50	173	123	14	10	16
13,564	9,923	55,998	29,679	2,940	1,512	5,807
86	198	324	241	210	151	363
						17
						3,528
						208
296	496	608	256	214	377	868
144,298	196,767	244,737	120,349	117,286	188,141	274,506
487	397	403	470	548	499	316
25	197	326	900	564	305	805
18,228	107,898	101,514	230,888	181,462	175,393	621,052
729	548	311	257	322	575	771
					406	430
					96,137	74,736
					237	174
				120	225	60
				39,062	47,410	16,381
				326	211	273
					271	10
					142,324	6,888
					525	689
					19	
					16,601	
					874	

鮮魚

品目別・出荷地	計	4月	5月	6月	7月	8月
ほうぼう類	4					
山口	4,410					
	1,103					
長崎	98					
	46,410					
	474					
宮崎	5					
	2,678					
	536					
すずき	63,437	6,153	5,509	3,980	4,268	6,388
合計	39,144,154	3,615,379	3,360,280	3,158,102	4,815,038	6,320,850
平均単価	617	588	610	793	1,128	989
福島	10,049	1,166	1,111	676	1,088	1,487
	8,674,181	854,616	1,024,255	745,060	1,770,236	1,816,143
	863	733	922	1,102	1,627	1,221
青森	14	-12	13	12		
	22,775	-8,190	15,750	14,868		
	1,627	683	1,212	1,239		
岩手	11			6	5	
	8,558			1,155	7,403	
	778			193	1,481	
宮城	2,274	512	360	201	305	540
	1,917,561	274,651	113,570	262,924	389,025	596,036
	843	536	315	1,308	1,275	1,104
秋田	15	7	8			
	5,534	683	4,851			
	369	98	606			
山形	12					
	6,258					
	522					
茨城	384	79	38	15	13	
	312,887	66,257	41,088	18,334	22,995	
	815	839	1,081	1,222	1,769	
千葉	49,110	4,195	3,955	3,025	2,671	4,237
	27,246,774	2,270,263	2,146,768	2,085,879	2,448,602	3,785,469
	555	541	543	690	917	893
東京	464		1	0	157	124
	444,815		1,030	807	143,723	123,202
	959		1,030	0	915	994
神奈川	495			45		
	135,914			29,075		
	275			646		
新潟	274				19	
	83,412				14,112	
	304				743	
福井	32					
	12,915					
	404					
静岡	75	16	5		3	
	58,329	10,836	3,780		2,772	
	778	677	756		924	
島根	86	86				
	72,030	72,030				
	838	838				
愛媛	122	104	18			
	83,421	74,233	9,188			
	684	714	510			
鹿児島	20				7	
	58,790				16,170	
	2,940				2,310	
あんこう	187,915	9,525	9,325	9,218	2,970	1,154
合計	151,554,075	5,185,152	4,788,130	4,389,687	1,545,460	1,742,895
平均単価	807	544	513	476	520	1,510
福島	18,484	1,159	817	381		5
	21,745,844	556,499	367,851	262,012		2,573
	1,176	480	450	688		515

単位 上段：数量=kg
 中断：金額=円
 下段：単価=円

9月	10月	11月	12月	1月	2月	3月
			4			
			4,410			
			1,103			
			98			
			46,410			
			474			
5						
2,678						
536						
4,777	5,122	6,610	7,438	4,930	4,259	4,003
3,683,150	2,900,521	2,875,668	2,681,705	1,992,640	1,692,716	2,048,105
771	566	435	361	404	397	512
764	231	358	1,894	703	356	215
995,133	161,241	145,116	520,181	373,290	147,345	121,565
1,303	698	405	275	531	414	565
		1				
		347				
		347				
300	45		11			
247,051	30,188		4,116			
824	671		374			
						12
						6,258
						522
	144	36	16	29	14	
	124,877	22,776	5,355	7,792	3,413	
	867	633	335	269	244	
3,576	4,631	5,998	5,367	3,898	3,847	3,710
2,294,733	2,517,172	2,657,092	2,114,253	1,542,519	1,522,113	1,861,911
642	544	443	394	396	396	502
131	51					
120,245	55,808					
918	1,094					
			150	300		
			37,800	69,039		
			252	230		
	20	210			5	20
	11,235	33,705			1,890	22,470
	562	161			378	1,124
					32	
					12,915	
					404	
					5	46
					5,040	35,901
					1,008	780
6		7				
25,988		16,632				
4,331		2,376				
2,573	6,508	23,679	43,374	27,477	28,390	23,722
2,037,198	7,184,623	21,715,978	39,728,672	23,137,963	24,438,037	15,660,280
792	1,104	917	916	842	861	660
654	728	1,815	3,405	2,165	4,349	3,006
298,340	882,275	3,093,027	5,498,478	3,200,898	5,208,866	2,375,025
456	1,212	1,704	1,615	1,478	1,198	790

鮮魚

品目別・出荷地	計	4月	5月	6月	7月	8月
あんこう	13,856	380	778	560		2
北海道	9,419,230	126,382	190,504	164,723		299
	680	333	245	294		150
青森	59,099	5,776	6,595	6,966		1,533
	45,348,591	1,886,185	2,439,591	2,692,905		497,582
	767	327	370	387		325
岩手	8,561	99	127	567		522
	6,162,516	33,739	36,551	182,119		122,765
	720	341	288	321		235
宮城	1,120			70		62
	1,052,007			17,951		14,134
	939			256		228
秋田	1,333					
	841,619					
	631					
山形	317					
	202,625					
	639					
茨城	12,459	485	484	401		251
	28,246,151	1,441,378	1,417,081	990,130		768,758
	2,267	2,972	2,928	2,469		3,063
埼玉	12					
	6,300					
	525					
千葉	3,447	184				
	1,316,778	33,726				
	382	183				
東京	12,727	20	26	273		600
	6,602,868	21,105	6,799	79,847		141,922
	519	1,055	262	292		237
神奈川	96	96				
	43,848	43,848				
	457	457				
新潟	1,860	1,314	498			
	1,412,396	1,035,990	329,753			
	759	788	662			
静岡	11					
	15,110					
	1,374					
京都	60					
	118,650					
	1,978					
兵庫	7,126					
	3,945,609					
	554					
鳥取	116					
	70,035					
	604					
山口	160					
	91,560					
	572					
愛媛	27,217					
	13,947,791					
	512					
福岡	6,150					
	3,597,102					
	585					
長崎	13,675	12				
	7,335,672	6,300				
	536	525				
大分	0					
	0					
	0					
宮崎	29					
	31,773					
	1,096					

単位 上段：数量=kg
 中断：金額=円
 下段：単価=円

9月	10月	11月	12月	1月	2月	3月
	178	3,129	4,743	316	1,839	1,931
	96,681	3,152,118	3,601,769	371,294	877,192	838,268
	543	1,007	759	1,175	477	434
100	1,332	3,957	7,228	5,279	7,917	12,324
27,050	1,379,365	5,140,284	9,591,167	6,253,717	8,418,154	7,011,209
271	1,036	1,299	1,327	1,185	1,063	569
54	7	57	1,784	1,307	811	3,012
22,214	7,140	58,543	1,263,773	1,525,334	866,980	1,985,670
411	1,020	1,027	708	1,167	1,069	659
	315	332	103	21	60	157
	355,588	481,909	13,125	20,843	39,928	108,529
	1,129	1,452	127	993	665	691
460	390	402	62			19
39,020	362,830	358,750	69,332			11,687
85	930	892	1,118			615
						317
						202,625
						639
452	919	2,739	2,441	1,780	1,019	734
1,296,068	2,496,200	2,931,907	6,160,655	4,071,443	2,886,702	2,133,758
2,867	2,716	1,070	2,524	2,287	2,833	2,907
		12				
		6,300				
		525				
243	348	230	1,384	505	472	81
103,740	125,559	63,526	463,313	161,297	317,485	48,132
427	361	276	335	319	673	594
514	608	2,056	2,359	1,596	3,139	1,447
226,826	383,093	1,183,454	1,661,772	736,208	1,507,929	634,732
441	630	576	704	461	480	439
					34	14
					37,696	8,957
					1,109	640
				11		
				15,110		
				1,374		
	20		10			30
	44,100		31,500			43,050
	2,205		3,150			1,435
	228	1,231	3,877	1,512	278	
	128,909	744,233	2,188,232	704,427	179,808	
	565	605	564	466	647	
	116					
	70,035					
	604					
		24	76	10	20	30
		15,960	44,100	5,250	13,650	12,600
		665	580	525	683	420
96	553	2,262	7,876	10,286	5,874	270
23,940	369,162	1,270,366	4,469,492	4,925,533	2,790,260	99,038
249	668	562	567	479	475	367
	459	2,312	3,296	83		
	282,296	1,421,076	1,869,569	24,161		
	615	615	567	291		
	307	3,113	4,709	2,606	2,578	350
	201,390	1,784,697	2,780,450	1,122,448	1,293,387	147,000
	656	573	590	431	502	420
	0					
	0					
	0					
		8	21			
		9,828	21,945			
		1,229	1,045			

鮮魚

品目別・出荷地	計	4月	5月	6月	7月	8月
しらうお	2,791	104	85		24	
合計	4,978,889	337,470	103,636		36,540	
平均単価	1,784	3,245	1,219		1,523	
福島	359	25				
	1,266,082	193,620				
	3,527	7,745				
北海道	8					
	21,000					
	2,625					
青森	1,976		2			
	2,815,582		946			
	1,425		473			
岩手	7					
	11,340					
	1,620					
宮城	146	71	70			
	213,045	105,630	85,890			
	1,459	1,488	1,227			
秋田	242					
	452,235					
	1,869					
茨城	11		3			
	30,450		14,700			
	2,768		4,900			
東京	10		10			
	2,100		2,100			
	210		210			
広島	24			24		
	36,540			36,540		
	1,523			1,523		
佐賀	8	8				
	130,515	38,220				
	16,314	4,778				
このしろ	4,626	618	354	281	349	328
合計	3,056,645	292,038	287,002	231,966	264,117	354,737
平均単価	661	473	811	826	757	1,082
福島	724	218	49			
	88,855	14,838	7,807			
	123	68	159			
青森	20	20				
	3,150	3,150				
	158	158				
宮城	170			20		
	34,125			5,250		
	201			263		
茨城	189	30		5		
	27,873	3,150		546		
	147	105		109		
千葉	283	75		32	24	
	87,975	21,000		26,880	15,120	
	311	280		840	630	
石川	10					
	5,250					
	525					
静岡	12					12
	30,240					30,240
	2,520					2,520
愛知	502	25	25	44	95	56
	645,682	47,250	54,495	54,915	67,347	107,777
	1,286	1,890	2,180	1,248	709	1,925
佐賀	2,716	250	280	180	230	260
	2,133,495	202,650	224,700	144,375	181,650	216,720
	786	811	803	802	790	834
どんこ	69,061	5,246	6,272	5,651	5,694	3,695
合計	24,990,087	2,035,528	1,811,004	1,394,709	1,585,646	966,018
平均単価	362	388	289	247	278	261

單位 上段：数量=kg
 中斷：金額=円
 下段：単価=円

9月	10月	11月	12月	1月	2月	3月
300	997	118	200	307	412	244
619,870	674,625	245,490	489,803	615,166	1,057,622	798,667
2,066	677	2,080	2,449	2,004	2,567	3,273
			36	29	104	165
			154,140	95,550	334,583	488,189
			4,282	3,295	3,217	2,959
8						
21,000						
2,625						
292	866		164	278	300	74
598,870	456,540		335,663	519,616	663,189	240,758
2,051	527		2,047	1,869	2,211	3,253
	7					
	11,340					
	1,620					
						5
						21,525
						4,305
	124	118				
	206,745	245,490				
	1,667	2,080				
					8	
					15,750	
					1,969	
					0	0
					44,100	48,195
					0	0
335	220	281	322	205	525	808
267,929	186,974	182,595	302,715	170,730	228,523	287,319
800	850	650	940	833	435	356
	1				159	297
	126				14,910	51,174
	126				94	172
						150
						28,875
						193
					124	30
					19,452	4,725
					157	158
41				6	4	101
14,774				630	226	9,345
360				105	57	93
			10			
			5,250			
			525			
64	29	91	26	9	28	10
71,400	44,048	42,525	70,875	23,625	37,800	23,625
1,116	1,519	467	2,726	2,625	1,350	2,363
230	190	190	286	190	210	220
181,755	142,800	140,070	226,590	146,475	156,135	169,575
790	752	737	792	771	744	771
3,789	5,471	4,156	6,160	7,080	7,614	8,233
1,016,193	2,040,780	1,989,598	2,732,613	2,992,127	3,207,309	3,218,562
268	373	479	444	423	421	391

鮮魚

品目別・出荷地	計	4月	5月	6月	7月	8月
どんこ	20,264	1,147	1,958	959	1,390	1,162
福島	6,467,440	385,784	470,192	191,472	348,831	238,036
	319	336	240	200	251	205
北海道	23,530	3,952	3,369	1,794	508	
	8,866,183	1,602,242	1,072,214	408,121	132,890	
	377	405	318	227	262	
青森	4,486		355	1,016	695	243
	1,293,295		102,008	224,777	173,487	58,523
	288		287	221	250	241
岩手	11,516	10	428	1,448	2,478	1,379
	4,032,104	4,410	131,887	458,771	765,231	390,004
	350	441	308	317	309	283
宮城	2,241	37	44	373	530	652
	684,344	6,195	10,605	98,863	142,212	192,425
	305	167	241	265	268	295
茨城	5,421	58	118	49	12	57
	3,118,763	21,273	24,098	10,395	3,150	17,724
	575	367	204	212	263	311
千葉	1,284	32		12	36	202
	428,826	10,899		2,310	5,670	69,306
	334	341		193	158	343
東京	12					
	6,300					
	525					
神奈川	10	10				
	4,725	4,725				
	473	473				
福井	45				45	
	14,175				14,175	
	315				315	
愛知	252					
	73,932					
	293					
えび類	43,374	4,859	4,451	4,027	3,532	3,891
合計	92,326,605	11,002,009	9,776,247	8,786,184	6,936,579	8,607,850
平均単価	2,129	2,264	2,196	2,182	1,964	2,212
福島	1,726	25	113	268	8	
	2,690,535	111,940	274,765	527,018	43,308	
	1,559	4,478	2,432	1,966	5,414	
北海道	3,843	359	614	551	524	379
	5,840,345	670,165	934,689	726,955	798,871	668,561
	1,520	1,867	1,522	1,319	1,525	1,764
青森	110	23				28
	333,165	97,125				151,200
	3,029	4,223				5,400
宮城	349	77	60	47	16	30
	1,569,751	376,310	291,690	211,460	79,128	136,416
	4,498	4,887	4,862	4,499	4,946	4,547
秋田	33	2				
	12,548	6,090				
	380	3,045				
山形	63			21		
	28,665			19,845		
	455			945		
茨城	6,704	741	669	610	681	669
	10,800,137	1,043,889	1,025,010	915,297	1,234,590	1,147,126
	1,611	1,409	1,532	1,500	1,813	1,715
埼玉	305		15	20	35	30
	1,636,006		77,805	92,295	200,445	198,450
	5,364		5,187	4,615	5,727	6,615
千葉	2,781	268	304	256	24	199
	12,484,604	1,700,843	1,800,762	1,569,346	104,643	952,976
	4,489	6,346	5,924	6,130	4,360	4,789
東京	730	292	283	27	16	6
	1,518,607	419,307	378,016	123,292	69,542	40,898
	2,080	1,436	1,336	4,566	4,346	6,816

上段：数量=kg
 单位 中断：金額=円
 下段：単価=円

9月	10月	11月	12月	1月	2月	3月
1,456	2,541	1,091	2,983	1,734	2,619	1,224
350,583	756,184	417,665	1,137,309	671,572	1,005,644	494,168
241	298	383	381	387	384	404
11	25	57		3,081	4,424	6,309
2,021	11,340	27,489		1,207,479	1,922,357	2,480,030
184	454	482		392	435	393
330	82	541	494	378	46	306
77,595	36,121	233,547	182,008	92,484	15,173	97,572
235	441	432	368	245	330	319
1,595	1,174	766	721	960	447	110
483,814	453,525	310,140	328,651	443,963	219,660	42,048
303	386	405	456	462	491	382
96	195		279	11		24
24,583	81,060		112,777	6,804		8,820
256	416		404	619		368
41	1,148	1,669	1,372	816	78	3
6,363	593,228	984,671	879,730	532,664	44,475	992
155	517	590	641	653	570	331
254	300	32	311	100		5
67,244	107,012	16,086	92,138	37,161		21,000
265	357	503	296	372		4,200
6	6					
3,990	2,310					
665	385					
						252
						73,932
						293
4,289	3,698	3,466	3,978	2,259	1,993	2,931
9,403,743	6,839,931	7,341,477	8,702,240	4,226,327	4,196,424	6,507,594
2,193	1,850	2,118	2,188	1,871	2,106	2,220
153	97	305	473	257	16	11
302,937	101,340	356,514	619,869	314,860	5,423	32,561
1,980	1,045	1,169	1,311	1,225	339	2,960
247	310	192	34	223	14	396
371,553	369,554	273,365	45,865	276,709	10,290	693,768
1,504	1,192	1,424	1,349	1,241	735	1,752
14				45		
67,200				17,640		
4,800				392		
32	26	16	26	9	6	4
131,712	106,176	70,056	89,712	36,519	22,680	17,892
4,116	4,084	4,379	3,450	4,058	3,780	4,473
	29	2				
	2,835	3,623				
	98	1,812				
42						
8,820						
210						
1,041	821	722	330	175	133	112
1,896,823	1,339,257	1,121,748	485,142	192,255	236,355	162,645
1,822	1,631	1,554	1,470	1,099	1,777	1,452
31		35	65	31	16	27
169,365		174,825	330,645	164,325	77,123	150,728
5,463		4,995	5,087	5,301	4,820	5,583
616	413	154	180	124	37	206
2,217,845	1,127,434	737,420	822,585	396,923	216,791	837,036
3,600	2,730	4,788	4,570	3,201	5,859	4,063
10	11	21	40	1	12	11
36,060	52,521	117,926	171,980	1,838	65,332	41,895
3,606	4,775	5,616	4,300	1,838	5,444	3,809

鮮魚

品目別・出荷地	計	4月	5月	6月	7月	8月
えび類	195	24	21	15	21	24
神奈川	420,210	48,510	45,360	29,610	40,320	56,700
	2,155	2,021	2,160	1,974	1,920	2,363
新潟	762	94	6	55	83	120
	741,250	291,060	5,670	31,853	46,872	68,040
	973	3,096	945	579	565	567
富山	75	65	10			
	147,002	129,362	17,640			
	1,960	1,990	1,764			
静岡	770	155	121	63	34	44
	3,343,045	606,585	479,483	285,600	171,360	206,010
	4,342	3,913	3,963	4,533	5,040	4,682
愛知	10,950	960	967	938	1,038	1,070
	14,216,718	1,271,739	1,246,497	1,200,192	1,334,676	1,466,409
	1,298	1,325	1,289	1,280	1,286	1,370
三重	174	45	13	26	26	
	298,032	68,880	20,832	41,664	41,664	
	1,713	1,531	1,602	1,602	1,602	
大阪	14	14				
	14,994	14,994				
	1,071	1,071				
兵庫	8,045	841	619	643	536	699
	21,443,058	2,149,350	1,638,903	1,689,555	1,421,280	1,908,060
	2,665	2,556	2,648	2,628	2,652	2,730
鳥取	4,734	740	535	388	416	512
	6,379,446	959,364	759,342	549,990	589,680	725,760
	1,348	1,296	1,419	1,418	1,418	1,418
鳥根	60					
	82,320					
	1,372					
愛媛	24	24				
	161,700	161,700				
	6,738	6,738				
福岡	64	7	4	11		13
	426,762	56,700	28,350	67,662		93,744
	6,668	8,100	7,088	6,151		7,211
大分	285	14	11	12	45	62
	3,390,450	161,700	127,050	138,600	548,100	737,100
	11,896	11,550	11,550	11,550	12,180	11,889
鹿児島	113	27	10			
	810,855	197,546	67,883			
	7,176	7,317	6,788			
沖縄	465	62	76	76	29	6
	3,536,400	458,850	556,500	565,950	212,100	50,400
	7,605	7,401	7,322	7,447	7,314	8,400
かに類	210,197	20,920	17,397	13,456	14,632	17,133
合計	225,938,339	19,535,390	17,098,000	12,715,795	14,236,493	17,597,626
平均単価	1,075	934	983	945	973	1,027
福島	22,834	2,689	1,703	2,016	1,567	974
	17,852,949	2,133,827	1,397,829	1,644,616	1,315,168	898,929
	782	794	821	816	839	923
北海道	165,045	17,681	14,762	10,882	11,932	12,467
	161,871,556	15,554,631	13,480,404	9,459,310	10,137,549	10,900,803
	981	880	913	869	850	874
青森	1,506	96	93	100	132	173
	5,089,177	375,586	374,430	385,981	337,577	482,728
	3,379	3,912	4,026	3,860	2,557	2,790
岩手	3,743	3	2	107	216	1,081
	1,425,918	4,368	3,150	51,692	99,962	404,096
	381	1,456	1,575	483	463	374
宮城	1,065	120	237	156	24	32
	2,940,077	259,560	292,562	244,650	176,400	235,200
	2,761	2,163	1,234	1,568	7,350	7,350
秋田	334	68	254			12
	217,110	56,333	151,967			8,810
	650	828	598			734

単位 上段：数量=kg
 中断：金額=円
 下段：単価=円

9月	10月	11月	12月	1月	2月	3月
9	6	9	21	21	12	12
18,900	16,380	18,900	45,990	45,990	26,460	27,090
2,100	2,730	2,100	2,190	2,190	2,205	2,258
38	52	10	90		105	109
28,350	28,350	24,360	50,400		85,785	80,510
746	545	2,436	560		817	739
42	31	86	77	25	32	60
210,630	157,080	357,421	313,635	128,520	157,080	269,641
5,015	5,067	4,156	4,073	5,141	4,909	4,494
822	850	893	1,070	699	763	880
1,036,854	1,084,923	1,143,450	1,425,165	892,154	985,436	1,129,223
1,261	1,276	1,280	1,332	1,276	1,292	1,283
	13	16	16		19	
	20,832	41,664	20,832		41,664	
	1,602	2,604	1,302		2,193	
633	519	716	1,057	426	605	751
1,699,110	1,404,690	1,984,605	2,873,115	1,168,020	1,604,925	1,901,445
2,684	2,707	2,772	2,718	2,742	2,653	2,532
509	468	220	334	184	176	252
714,420	459,270	311,850	447,930	255,150	249,480	357,210
1,404	981	1,418	1,341	1,387	1,418	1,418
			60			
			82,320			
			1,372			
11	4		7			7
71,064	14,364		44,982			49,896
6,460	3,591		6,426			7,128
26	40	21	22	8	10	14
312,900	493,500	244,650	257,250	92,400	115,500	161,700
12,035	12,338	11,650	11,693	11,550	11,550	11,550
			27	7	6	36
			191,573	52,449	48,825	252,579
			7,095	7,493	8,138	7,016
13	8	48	49	24	31	43
109,200	61,425	359,100	383,250	190,575	247,275	341,775
8,400	7,678	7,481	7,821	7,941	7,977	7,948
13,488	15,542	19,847	34,969	12,151	13,396	17,266
12,364,277	15,458,776	21,793,849	48,074,985	13,842,899	15,031,124	18,189,125
917	995	1,098	1,375	1,139	1,122	1,053
1,668	1,833	1,277	2,117	1,822	2,759	2,409
1,142,005	1,203,774	879,291	1,786,948	1,491,865	2,111,667	1,847,030
685	657	689	844	819	765	767
9,379	12,387	16,909	28,384	9,144	8,424	12,694
7,908,301	11,713,163	16,855,361	35,404,856	9,485,337	8,950,714	12,021,127
843	946	997	1,247	1,037	1,063	947
73	98	98	213	100	80	250
297,234	394,170	396,690	726,296	400,785	336,105	581,595
4,072	4,022	4,048	3,410	4,008	4,201	2,326
1,393	582	67	150	83	10	49
431,756	218,529	32,918	75,076	58,328	14,175	31,868
310	375	491	501	703	1,418	650
26	24	80	514	-262	68	46
191,100	176,400	199,080	939,322	-158,078	179,130	204,751
7,350	7,350	2,489	1,827	603	2,634	4,451

鮮魚

品目別・出荷地	計	4月	5月	6月	7月	8月
かに類	1,557			5	36	
茨城	1,068,762			4,988	23,626	
	686			998	656	
千葉	88					
	55,472					
	630					
東京	12,510	203	258	159	709	2,339
	32,257,857	1,039,553	1,249,710	869,191	2,097,071	4,535,600
	2,579	5,121	4,844	5,467	2,958	1,939
新潟	39	3				
	24,423	2,499				
	626	833				
兵庫	908	41	76	7	4	40
	1,940,755	78,793	134,035	12,936	11,340	84,210
	2,137	1,922	1,764	1,848	2,835	2,105
鳥取	12		6	6		
	11,026		5,513	5,513		
	919		919	919		
長崎	486					
	1,014,774					
	2,088					
宮崎	29	16	6	7		
	51,408	30,240	8,400	12,768		
	1,773	1,890	1,400	1,824		
鹿児島	41			11	12	15
	117,075			24,150	37,800	47,250
	2,855			2,195	3,150	3,150
いか類	783,846	33,613	24,184	46,901	93,412	91,400
合計	329,107,985	17,782,813	14,400,162	18,786,595	34,873,422	36,222,030
平均単価	420	529	595	401	373	396
福島	40,851	7,748	1,328	3,759	1,698	900
	20,484,992	4,342,399	973,096	1,784,037	1,056,116	649,701
	501	560	733	475	622	722
北海道	209,153	2,776	1,745	9,927	24,040	18,915
	77,032,443	889,854	692,687	3,291,303	9,839,631	8,326,508
	368	321	397	332	409	440
青森	266,981	4,388	6,098	8,107	47,381	49,893
	95,391,329	1,577,889	2,492,580	2,646,600	13,208,169	17,595,257
	357	360	409	326	279	353
岩手	54,047		108	478	2,310	5,891
	20,131,431		40,005	235,379	1,016,191	2,240,648
	372		370	492	440	380
宮城	48,786	12	1,037	6,629	7,233	9,299
	17,969,944	32,130	417,159	1,704,475	3,347,615	3,388,047
	368	2,678	402	257	463	364
秋田	3,656			3,221	405	
	1,215,628			1,040,708	149,079	
	333			323	368	
茨城	54,424	10,454	2,863	5,801	2,373	1,643
	28,877,019	5,911,008	1,706,739	2,054,288	1,419,858	977,110
	531	565	596	354	598	595
千葉	39,697	2,410	4,818	3,243	3,175	3,414
	27,429,222	1,671,288	4,528,282	2,997,825	1,482,706	1,596,231
	691	693	940	924	467	468
東京	8,412	330	536	425	840	550
	4,305,591	222,285	486,383	209,055	343,077	252,105
	512	674	907	492	408	458
神奈川	42		42			
	54,454		54,454			
	1,297		1,297			
新潟	5,326	10	343	2,739	2,059	
	2,759,937	8,400	152,985	1,390,200	986,160	
	518	840	446	508	479	
富山	11,013	1,000	1,001			
	5,957,658	697,779	503,160			
	541	698	503			

上段：数量=kg
 单位 中断：金額=円
 下段：単価=円

9月	10月	11月	12月	1月	2月	3月
3	50	169	245	367	675	7
4,095	33,422	153,627	184,507	284,164	373,812	6,521
1,365	668	909	753	774	554	932
18	45		25			
10,763	29,085		15,624			
598	646		625			
885	500	1,068	2,521	843	1,322	1,703
2,287,988	1,642,894	2,877,344	7,214,079	2,164,242	2,949,779	3,330,406
2,585	3,286	2,694	2,862	2,567	2,231	1,956
						36
						21,924
						609
40	23	104	389	54	58	72
83,160	47,339	225,532	887,509	116,256	115,742	143,903
2,079	2,058	2,169	2,282	2,153	1,996	1,999
		75	411			
		174,006	840,768			
		2,320	2,046			
3						
7,875						
2,625						
91,596	87,826	102,177	83,587	46,619	41,506	41,025
33,731,978	36,038,031	38,764,266	32,313,824	20,808,983	22,314,400	23,071,481
368	410	379	387	446	538	562
1,557	4,232	3,499	3,728	5,078	4,668	2,656
694,017	1,506,264	1,608,092	1,662,890	2,403,764	2,288,781	1,515,835
446	356	460	446	473	490	571
20,137	25,495	62,164	32,011	414	4,200	7,329
7,073,922	9,834,147	21,413,575	12,102,968	152,250	1,234,800	2,180,798
351	386	344	378	368	294	298
48,005	40,130	19,777	21,337	9,443	4,591	7,831
16,856,454	15,219,198	7,580,108	8,097,601	4,049,317	2,389,790	3,678,366
351	379	383	380	429	521	470
6,928	2,450	4,638	17,423	13,821		
2,176,388	898,277	1,701,917	6,495,824	5,326,802		
314	367	367	373	385		
8,635	5,291	6,275	2,015	1,872	482	6
2,967,951	1,770,672	2,433,395	824,622	850,188	230,330	3,360
344	335	388	409	454	478	560
7	16		7			
4,158	11,760		9,923			
594	735		1,418			
2,343	3,322	1,902	4,050	4,426	11,015	4,232
1,191,946	1,334,272	1,058,813	1,667,661	2,186,032	6,499,546	2,869,746
509	402	557	412	494	590	678
1,208	144	198	2,116	5,343	3,688	9,940
489,510	51,660	74,655	760,988	2,831,243	2,980,746	7,964,088
405	359	377	360	530	808	801
572		4	45	860	2,975	1,275
228,585		8,400	30,870	446,723	1,501,133	576,975
400		2,100	686	519	505	453
		24	6	5		140
		22,639	5,040	6,825		187,688
		943	840	1,365		1,341
		110	48	510	6,293	2,051
		57,750	18,060	229,427	3,150,843	1,300,639
		525	376	450	501	634

鮮魚

品目別・出荷地	計	4月	5月	6月	7月	8月
いか類	1,675		200		1,475	
石川	870,135		63,000		807,135	
	519		315		547	
福井	4,562	2,369	1,715		50	75
	2,108,561	915,180	808,711		36,750	40,005
	462	386	472		735	533
静岡	9,864		50		367	240
	6,980,115		42,830		153,300	117,810
	708		857		418	491
愛知	1,868					330
	928,095					172,620
	497					523
兵庫	9,589	1,461	1,711		650	394
	5,958,318	858,165	975,555		383,040	238,665
	621	587	570		589	606
鳥取	1,808	10				
	1,213,671	3,150				
	671	315				
島根	553	33	520			
	427,246	48,175	379,071			
	773	1,460	729			
山口	1,873	300		30	444	270
	2,773,365	216,510		52,500	738,150	533,925
	1,481	722		1,750	1,663	1,978
福岡	8,437	4	19		415	208
	4,862,908	7,350	22,617		717,570	423,675
	576	1,838	1,190		1,729	2,037
長崎	10					
	5,775					
	578					
大分	91	48	29			
	112,372	61,110	29,831			
	1,235	1,273	1,029			
鹿児島	189	14				
	164,825	8,978				
	872	641				
沖縄	939	246	21			
	1,092,951	311,163	31,017			
	1,164	1,265	1,477			
たこ類	206,329	19,182	18,420	17,698	19,153	16,471
合計	231,433,292	21,297,596	20,053,565	18,298,843	19,860,890	21,855,505
平均単価	1,122	1,110	1,089	1,034	1,037	1,327
福島	178,848	15,355	15,169	15,353	14,698	12,240
	203,230,746	17,648,991	17,067,950	16,088,704	15,977,003	16,562,741
	1,136	1,149	1,125	1,048	1,087	1,353
北海道	3,348	292	203	144	54	129
	4,757,069	464,972	290,745	196,561	56,700	224,123
	1,421	1,592	1,432	1,365	1,050	1,737
青森	5,419	2,161	258	69	1,737	
	3,360,176	1,836,893	162,650	50,832	590,793	
	620	850	630	737	340	
岩手	8,570	596	2,146	1,233	519	1,284
	8,581,131	527,772	1,875,880	999,800	512,965	1,547,374
	1,001	886	874	811	988	1,205
宮城	6,165	418	183	175	1,693	2,667
	8,128,198	531,983	281,370	289,760	2,110,273	3,330,482
	1,318	1,273	1,538	1,656	1,246	1,249
秋田	10	10				
	4,678	4,678				
	468	468				
山形	39					
	34,587					
	887					
茨城	3,694	310	446	718	451	151
	2,966,975	246,427	331,657	661,846	613,156	190,785
	803	795	744	922	1,360	1,263

上段：数量=kg
 单位 中断：金額=円
 下段：単価=円

9月	10月	11月	12月	1月	2月	3月
				4	12	337
				21,000	50,400	236,515
				5,250	4,200	702
865	3,257	2,349	276	1,567	757	103
658,088	2,762,079	1,948,667	260,610	655,851	288,563	80,189
761	848	830	944	419	381	779
96	962	480				
39,375	483,945	232,155				
410	503	484				
767	2,021	577	368	328	352	576
561,879	1,471,066	339,833	195,510	180,810	196,350	330,750
733	728	589	531	551	558	574
	117			310	646	725
	75,716			169,263	477,812	487,730
	647			546	740	673
348	297	84		100		
594,405	443,100	145,950		48,825		
1,708	1,492	1,738		488		
128	92	48		2,274	1,604	3,645
195,300	175,875	84,525		977,341	797,265	1,461,390
1,526	1,912	1,761		430	497	401
				10		
				5,775		
				578		
				14		
				21,431		
				1,531		
				81	94	
				67,489	88,358	
				833	940	
		48	157	159	129	179
		53,792	181,257	178,627	139,683	197,412
		1,121	1,155	1,123	1,083	1,103
11,958	11,703	13,520	31,094	15,667	13,711	17,752
15,167,021	14,047,476	15,835,536	38,281,606	15,981,776	13,341,284	17,412,194
1,268	1,200	1,171	1,231	1,020	973	981
9,631	10,914	12,025	29,742	14,472	12,623	16,626
12,067,321	12,797,764	14,080,816	36,940,163	15,050,569	12,422,013	16,526,711
1,253	1,173	1,171	1,242	1,040	984	994
453	396	624	360	295	272	126
721,980	595,980	849,723	472,227	368,361	340,200	175,497
1,594	1,505	1,362	1,312	1,249	1,251	1,393
		332	388	193	82	199
		215,563	206,721	85,198	37,616	173,910
		649	533	441	459	874
1,184	77	379	439	236	327	150
1,421,680	96,054	455,041	480,681	217,384	310,319	136,181
1,201	1,247	1,201	1,095	921	949	908
620	183	57	44	45	42	38
847,680	268,191	117,527	101,808	86,058	76,535	86,531
1,367	1,466	2,062	2,314	1,912	1,822	2,277
						39
						34,587
						887
70	97	102	121	295	365	568
108,360	97,064	113,716	80,006	103,180	154,601	266,177
1,548	1,001	1,115	661	350	424	469

鮮魚

品目別・出荷地	計	4月	5月	6月	7月	8月
たこ類	33	33				
埼玉	15,929	15,929				
	483	483				
千葉	169	7			6	
	272,627	19,951			11,340	
	1,613	2,850			1,890	
新潟	23		15			
	48,416		43,313			
	2,105		2,888			
石川	4					
	20,160					
	5,040					
佐賀	6					
	12,600					
	2,100					
大分	1				1	
	0				0	
	0				0	
うに類	39,879	3,564	4,469	5,132	5,470	5,772
合計	253,484,670	21,730,908	23,382,792	22,807,634	24,055,924	34,689,511
平均単価	6,356	6,097	5,232	4,444	4,398	6,010
福島	1,426		161	313	373	151
	3,165,359		200,208	367,844	540,811	170,962
	2,220		1,244	1,175	1,450	1,132
北海道	10,628	817	1,091	1,325	1,246	1,204
	117,613,897	8,640,346	10,202,507	12,572,147	12,569,770	16,029,831
	11,066	10,576	9,352	9,488	10,088	13,314
青森	9,204	954	1,392	2,140	2,327	2,102
	16,439,830	1,927,004	2,729,698	3,754,381	4,449,663	2,457,945
	1,786	2,020	1,961	1,754	1,912	1,169
岩手	239	61	38	48	35	42
	1,787,575	570,150	315,000	407,925	201,602	97,598
	7,479	9,347	8,289	8,498	5,760	2,324
宮城	4,221	127	257	689	1,126	1,005
	23,878,104	1,046,620	1,657,735	2,709,554	4,401,781	6,386,365
	5,657	8,241	6,450	3,933	3,909	6,355
埼玉	1,386	218	185	93	18	552
	7,820,618	803,620	867,615	460,688	66,465	4,320,018
	5,643	3,686	4,690	4,954	3,693	7,826
千葉	1,255	286	92			
	9,853,883	2,196,600	661,080			
	7,852	7,680	7,186			
東京	3,554	491	415	11	111	272
	24,767,719	3,178,214	2,828,830	60,480	626,905	2,384,711
	6,969	6,473	6,816	5,498	5,648	8,767
神奈川	393					8
	2,566,626					61,163
	6,531					7,645
新潟	145	46	80	19		
	88,708	19,635	58,100	10,973		
	612	427	726	578		
京都	354	29	199			
	1,969,858	133,876	1,015,459			
	5,565	4,616	5,103			
大阪	2,013	77	129	206		70
	10,320,498	368,502	560,182	888,983		354,377
	5,127	4,786	4,342	4,315		5,063
和歌山	5	5				
	67,410	67,410				
	13,482	13,482				
山口	2,194	239	140			
	17,362,700	1,551,428	917,018			
	7,914	6,491	6,550			
長崎	2,862	214	290	288	234	366
	15,781,885	1,227,503	1,369,360	1,574,659	1,198,927	2,426,541
	5,514	5,736	4,722	5,468	5,124	6,630

上段：数量=kg
 单位 中断：金額=円
 下段：単価=円

9月	10月	11月	12月	1月	2月	3月
	24	1		131		
	167,160	3,150		71,026		
	6,965	3,150		542		
	8					
	5,103					
	638					
	4					
	20,160					
	5,040					
						6
						12,600
						2,100
2,081	2,079	2,104	3,279	1,799	1,798	2,332
18,257,895	19,448,155	16,502,421	29,659,337	13,810,951	12,154,833	16,984,309
8,774	9,355	7,843	9,045	7,677	6,760	7,283
			176	188	30	34
			784,632	836,325	120,040	144,537
			4,458	4,449	4,001	4,251
888	551	817	1,097	268	631	693
8,752,019	7,721,020	8,497,966	14,527,013	4,230,555	6,472,101	7,398,622
9,856	14,013	10,401	13,242	15,786	10,257	10,676
13	5			6		265
106,050	53,550			40,320		921,219
8,158	10,710			6,720		3,476
				6	3	6
				75,600	37,800	81,900
				12,600	12,600	13,650
530	359	9	40	10	12	57
5,049,290	1,607,593	102,480	204,120	48,951	76,251	587,364
9,527	4,478	11,387	5,103	4,895	6,354	10,305
74	30	48	59	19	51	39
389,865	182,595	126,735	294,000	88,620	95,971	124,426
5,268	6,087	2,640	4,983	4,664	1,882	3,190
78	190	135	156	70	79	169
682,290	1,953,788	1,019,760	1,423,853	473,865	430,605	1,012,042
8,747	10,283	7,554	9,127	6,770	5,451	5,988
251	231	212	551	274	347	388
2,048,028	2,184,632	1,389,784	3,787,783	2,096,651	1,861,297	2,320,404
8,159	9,457	6,556	6,874	7,652	5,364	5,980
		22	43	38	82	200
		92,348	249,953	261,503	470,086	1,431,573
		4,198	5,813	6,882	5,733	7,158
	40	9	70	7		
	162,068	40,635	589,680	28,140		
	4,052	4,515	8,424	4,020		
145	178	347	437	310	67	47
734,165	1,019,136	1,784,196	2,554,977	1,604,792	259,720	191,468
5,063	5,725	5,142	5,847	5,177	3,876	4,074
17	261	284	303	349	338	263
206,640	2,720,865	2,390,011	2,972,498	2,802,503	1,848,212	1,953,525
12,155	10,425	8,416	9,810	8,030	5,468	7,428
85	234	221	347	254	158	171
289,548	1,842,908	1,058,506	2,270,828	1,223,126	482,750	817,229
3,406	7,876	4,790	6,544	4,815	3,055	4,779

鮮魚

品目別・出荷地	計	4月	5月	6月	7月	8月
なまこ	1,645	351	229	236	81	43
合計	2,343,300	341,266	265,448	260,860	153,091	121,674
平均単価	1,424	972	1,159	1,105	1,890	2,830
福島	27 14,396 533	1 588 588		7 2,709 387	15 7,088 473	4 3,990 998
青森	10 3,150 315					
宮城	484 1,336,071 2,760	53 138,342 2,610	53 138,608 2,615	51 132,832 2,605	40 126,945 3,174	39 117,684 3,018
秋田	193 96,705 501	120 63,945 533	2 315 158	11 1,575 143		
東京	1 24,150 24,150					
新潟	881 762,883 866	176 137,131 779	174 126,525 727	167 123,744 741	26 19,058 733	
静岡	47 61,845 1,316	1 1,260 1,260				
愛媛	2 44,100 22,050					
あゆ	3,939	37	332	1,087	1,255	938
合計	6,714,311	87,360	579,968	1,853,513	2,103,182	1,527,278
平均単価	1,705	2,361	1,747	1,705	1,676	1,628
栃木	465 787,290 1,693		0 0 0	292 469,560 1,608	90 169,260 1,881	63 100,170 1,590
東京	2,954 5,063,207 1,714	37 87,360 2,361	332 579,968 1,747	631 1,119,143 1,774	919 1,508,168 1,641	765 1,253,858 1,639
新潟	12 25,704 2,142				12 25,704 2,142	
石川	4 37,800 9,450				4 37,800 9,450	
静岡	4 11,760 2,940			4 11,760 2,940		
滋賀	500 788,550 1,577			160 253,050 1,582	230 362,250 1,575	110 173,250 1,575
どじょう(うなぎ)	1,751	96	138	122	626	228
合計	7,046,045	373,066	366,109	541,885	2,597,964	1,036,747
平均単価	4,024	3,886	2,653	4,442	4,150	4,547
福島	7 30,902 4,415				5 22,208 4,442	2 8,694 4,347
青森	72 98,805 1,372	3 4,725 1,575	9 12,285 1,365	9 12,915 1,435	12 17,220 1,435	18 25,200 1,400
宮城	118 589,291 4,994	14 44,520 3,180	18 55,125 3,063	15 60,690 4,046	31 159,053 5,131	15 117,338 7,823
茨城	7 31,763 4,538			5 18,375 3,675		
栃木	130 368,550 2,835				120 340,200 2,835	10 28,350 2,835

單位 上段：数量=kg
 中斷：金額=円
 下段：単価=円

9月	10月	11月	12月	1月	2月	3月
30	36	28	172	201	103	135
115,185	112,140	87,255	310,401	207,165	183,855	184,960
3,840	3,115	3,116	1,805	1,031	1,785	1,370
			0			
			21			
			0			
				10		
				3,150		
				315		
29	36	28	83	21	26	25
91,035	112,140	87,255	167,265	65,520	80,325	78,120
3,139	3,115	3,116	2,015	3,120	3,089	3,125
				60		
				30,870		
				515		
1						
24,150						
24,150						
			64	98	71	105
			103,950	93,135	57,750	101,590
			1,624	950	813	968
			25	12	4	5
			39,165	14,490	1,680	5,250
			1,567	1,208	420	1,050
					2	
					44,100	
					22,050	
248	21	20				1
452,550	55,860	48,300				6,300
1,825	2,660	2,415				6,300
		20				
		48,300				
		2,415				
248	21					1
452,550	55,860					6,300
1,825	2,660					6,300
169	51	56	89	46	50	80
668,446	222,790	269,379	309,146	155,610	208,572	296,331
3,955	4,368	4,810	3,474	3,383	4,171	3,704
21						
26,460						
1,260						
15	2		2			6
74,865	13,230		13,230			51,240
4,991	6,615		6,615			8,540
		2				
		13,388				
		6,694				

鮮魚

品目別・出荷地	計	4月	5月	6月	7月	8月
どじょう(うなぎ)	0				5	-5
東京	0				15,750	-15,750
	0				3,150	3,150
新潟	38		38			
	20,764		20,764			
	546		546			
静岡	1,379	79	73	93	453	188
	5,905,970	323,821	277,935	449,905	2,043,533	872,915
	4,283	4,099	3,807	4,838	4,511	4,643
あわび	9,614	517	626	983	1,024	1,135
合計	68,637,817	4,205,195	5,150,077	7,017,411	7,274,736	7,829,962
平均単価	7,139	8,134	8,227	7,139	7,104	6,899
福島	2,283	52	220	259	428	426
	17,860,591	370,755	2,019,414	2,003,826	3,286,573	3,242,136
	7,823	7,130	9,179	7,737	7,679	7,611
北海道	40					
	315,001					
	7,875					
青森	86	5	5	26		10
	503,538	22,176	22,176	237,426		44,352
	5,855	4,435	4,435	9,132		4,435
岩手	1,743		6	259	237	415
	11,166,319		39,135	1,659,796	1,597,336	2,629,471
	6,406		6,523	6,408	6,740	6,336
宮城	4,160	295	269	259	220	179
	31,259,001	2,680,623	2,250,558	1,993,827	1,601,200	1,299,434
	7,514	9,087	8,366	7,698	7,278	7,259
茨城	73			5	26	6
	465,656			44,625	114,692	40,478
	6,379			8,925	4,411	6,746
埼玉	28		6			6
	114,240		20,790			22,050
	4,080		3,465			3,675
千葉	278			5	20	18
	1,345,274			18,375	124,425	66,150
	4,839			3,675	6,221	3,675
東京	5				5	
	28,350				28,350	
	5,670				5,670	
新潟	276			99	48	
	1,548,462			592,022	258,451	
	5,610			5,980	5,384	
愛知	465	160	100	45	30	50
	3,041,068	1,091,475	664,389	296,888	195,826	338,102
	6,540	6,822	6,644	6,598	6,528	6,762
大阪	117		15	25	7	20
	709,695		93,450	161,700	45,570	107,625
	6,066		6,230	6,468	6,510	5,381
島根	60	5	5	1	3	5
	280,622	40,166	40,165	8,926	22,313	40,164
	4,677	8,033	8,033	8,926	7,438	8,033
はまぐり	31,421	2,563	2,974	1,991	2,264	2,867
合計	25,062,902	1,970,010	2,387,123	1,601,460	1,944,390	2,489,605
平均単価	798	769	803	804	859	868
北海道	0	14	-14			
	0	6,300	-6,300			
	0	450	450			
秋田	850	80	130		135	112
	476,910	32,550	85,050		83,475	62,790
	561	407	654		618	561
茨城	13,418	1,500	1,627	1,163	1,201	1,207
	11,346,618	1,156,995	1,226,295	894,495	948,360	1,179,625
	846	771	754	769	790	977
千葉	1,141	25	139	15	205	45
	1,311,839	34,125	206,588	28,875	317,625	84,525
	1,150	1,365	1,486	1,925	1,549	1,878

上段：数量=kg
 单位 中断：金額=円
 下段：単価=円

9月	10月	11月	12月	1月	2月	3月
133	49	54	87	46	50	74
567,121	209,560	255,991	295,916	155,610	208,572	245,091
4,264	4,277	4,741	3,401	3,383	4,171	3,312
768	885	985	1,129	583	466	513
5,490,001	6,301,176	7,090,186	7,799,656	3,796,418	3,111,375	3,571,624
7,148	7,120	7,198	6,908	6,512	6,677	6,962
370	314	103	111			
2,957,880	2,388,385	790,472	801,150			
7,994	7,606	7,674	7,218			
	40					
	315,001					
	7,875					
10		5	10	5	5	5
44,352		22,176	44,352	22,176	22,176	22,176
4,435		4,435	4,435	4,435	4,435	4,435
206	278	330	10			2
1,300,420	1,751,719	2,123,367	65,075			0
6,313	6,301	6,434	6,508			0
108	183	455	825	532	399	436
765,773	1,401,868	3,598,036	6,090,710	3,548,113	2,827,917	3,200,942
7,090	7,660	7,908	7,383	6,669	7,088	7,342
2	5	24	5			
11,550	48,195	171,308	34,808			
5,775	9,639	7,138	6,962			
6			10			
50,400			21,000			
8,400			2,100			
15	21	38	114	32	5	10
90,300	109,883	210,946	509,566	155,779	15,750	44,100
6,020	5,233	5,551	4,470	4,868	3,150	4,410
		26	39	9	25	30
		138,181	204,120	42,525	157,332	155,831
		5,315	5,234	4,725	6,293	5,194
10	20		5	5	10	30
67,463	132,825		28,875	27,825	48,825	148,575
6,746	6,641		5,775	5,565	4,883	4,953
30	20					
183,750	117,600					
6,125	5,880					
11	4	4			22	
18,113	35,700	35,700			39,375	
1,647	8,925	8,925			1,790	
1,884	2,009	2,323	3,396	2,375	3,443	3,332
1,560,248	1,583,190	1,763,265	2,590,256	1,639,240	3,096,766	2,437,349
828	788	759	763	690	899	731
31	30			102	160	70
29,295	15,750			54,075	80,325	33,600
945	525			530	502	480
679	892	766	1,287	691	1,263	1,142
644,543	719,880	569,415	977,445	504,840	1,601,145	923,580
949	807	743	759	731	1,268	809
	10	220	68		5	409
	21,000	190,050	100,506		8,925	319,620
	2,100	864	1,478		1,785	781

鮮魚

品目別・出荷地	計	4月	5月	6月	7月	8月
はまぐり	50					
新潟	15,750					
	315					
三重	14,631	875	1,042	707	683	1,481
	11,014,664	689,325	838,740	571,830	547,470	1,140,615
	753	788	805	809	802	770
兵庫	72					
	40,635					
	564					
山口	500					
	233,101					
	466					
福岡	573	69	50	46		
	419,475	50,715	36,750	33,810		
	732	735	735	735		
大分	186			60	40	22
	203,910			72,450	47,460	22,050
	1,096			1,208	1,187	1,002
あさり	201,484	19,380	21,430	20,170	18,713	16,761
合計	127,170,561	12,714,633	13,903,307	12,784,579	11,745,135	10,754,175
平均単価	631	656	649	634	628	642
福島	10,661	200	1,797	1,204	2,745	4,715
	6,971,654	124,740	1,156,370	812,442	1,747,972	3,130,130
	654	624	644	675	637	664
北海道	24,324	3,489	3,312	2,718	2,726	1,024
	17,275,624	2,373,796	2,236,241	1,841,439	1,807,210	741,303
	710	680	675	677	663	724
宮城	78,577	9,687	11,177	10,177	8,172	7,323
	52,220,418	6,527,843	7,354,505	6,574,447	5,317,268	4,708,175
	665	674	658	646	651	643
茨城	1,288	59	60	66	77	114
	1,837,395	82,110	86,205	90,090	106,890	164,010
	1,427	1,392	1,437	1,365	1,388	1,439
千葉	59,273	1,348	2,105	2,931	3,946	1,332
	32,088,396	733,320	1,209,655	1,620,414	2,162,611	623,965
	541	544	575	553	548	468
東京	13,155	1,005	1,455	2,359	207	1,460
	7,878,336	658,984	908,941	1,414,144	122,009	842,734
	599	656	625	599	589	577
新潟	850					
	280,350					
	330					
愛知	3,993	2,735	674			
	2,435,848	1,711,320	425,277			
	610	626	631			
三重	8,173	857	850	715	840	793
	5,548,943	502,520	526,113	431,603	481,175	543,858
	679	586	619	604	573	686
兵庫	10					
	2,100					
	210					
熊本	1,180					
	631,497					
	535					
ほたて	281,101	26,880	25,613	17,116	21,322	29,014
合計	132,663,639	13,569,784	13,320,327	9,714,174	11,310,928	13,964,862
平均単価	472	505	520	568	530	481
福島	1					
	53					
	53					
北海道	65,354	8,057	9,574	3,824	3,959	2,429
	44,596,756	5,743,147	6,193,849	2,787,246	3,093,826	2,114,385
	682	713	647	729	781	870
青森	25,565	3,255	2,406	3,146	4,300	3,011
	12,537,980	1,312,247	1,094,240	1,488,439	1,897,124	1,517,808
	490	403	455	473	441	504

単位 上段：数量=kg
 中断：金額=円
 下段：単価=円

9月	10月	11月	12月	1月	2月	3月
50						
15,750						
315						
1,100	1,025	1,301	1,945	1,522	1,647	1,303
847,980	777,840	976,710	1,441,745	1,036,225	1,198,575	947,609
771	759	751	741	681	728	727
					72	
					40,635	
					564	
					200	300
					99,541	133,560
					498	445
	12	36	96	60	96	108
	9,450	27,090	70,560	44,100	67,620	79,380
	788	753	735	735	704	735
24	40					
22,680	39,270					
945	982					
15,156	14,166	12,350	13,471	11,565	13,586	24,736
9,707,633	8,871,146	7,874,167	8,456,671	7,259,798	8,279,008	14,820,309
641	626	638	628	628	609	599
1,916	2,293	1,687	2,135	1,096	1,108	820
1,282,680	1,569,437	1,291,241	1,672,493	888,563	864,151	707,070
669	684	765	783	811	780	862
6,320	5,727	4,685	3,922	3,916	3,235	4,236
4,252,224	3,779,204	3,145,939	2,651,090	2,661,506	2,225,852	3,022,365
673	660	671	676	680	688	713
100	101	89	151	153	168	150
148,260	148,470	131,250	221,550	214,200	233,100	211,260
1,483	1,470	1,475	1,467	1,400	1,388	1,408
1,195	4,202	4,956	6,778	5,608	8,399	16,473
600,760	2,305,604	2,718,729	3,572,437	3,001,923	4,436,205	9,102,773
503	549	549	527	535	528	553
4,343	830	365	15	415	61	640
2,683,963	470,610	207,113	8,505	217,351	36,855	307,127
618	567	567	567	524	604	480
625	225					
233,100	47,250					
373	210					
20	87	6	26			445
11,550	55,335	3,780	16,328			212,258
578	636	630	628			477
637	701	562	444	377	605	792
495,096	495,236	376,115	314,268	276,255	480,745	625,959
777	706	669	708	733	795	790
					10	
					2,100	
					210	
						1,180
						631,497
						535
20,877	21,464	22,352	30,838	23,267	20,066	22,292
9,140,112	9,181,035	10,212,669	13,475,349	9,569,397	8,691,100	10,513,902
438	428	457	437	411	433	472
	1					
	53					
	53					
472	835	1,845	10,294	6,321	7,245	10,499
851,235	1,566,726	2,686,730	6,238,073	3,623,760	4,072,755	5,625,024
1,803	1,876	1,456	606	573	562	536
476	225	272	290	2,651	3,217	2,316
605,598	534,240	576,240	615,090	973,980	1,048,795	874,179
1,272	2,374	2,119	2,121	367	326	377

鮮魚

品目別・出荷地	計	4月	5月	6月	7月	8月
ほたて	15,587	832	878	1,349	1,931	3,624
岩手	9,670,864	585,113	623,538	849,741	1,172,205	2,288,345
	620	703	710	630	607	631
宮城	173,582	14,580	12,639	8,685	11,028	19,802
	64,111,164	5,627,297	5,211,720	4,379,588	4,955,203	7,891,864
	369	386	412	504	449	399
千葉	96	60	12	24		
	210,420	142,380	22,680	45,360		
	2,192	2,373	1,890	1,890		
東京	880	96	104	88	104	148
	1,485,750	159,600	174,300	163,800	192,570	152,460
	1,688	1,663	1,676	1,861	1,852	1,030
新潟	36					
	50,652					
	1,407					
かき	144,982	3,581	4,970	4,629	7,237	10,089
合計	126,931,998	2,883,117	4,159,763	3,922,523	5,622,629	6,931,332
平均単価	876	805	837	847	777	687
福島	923	1		19	26	407
	803,780	210		23,457	28,111	371,787
	871	210		1,235	1,081	913
北海道	360			152		
	395,012			101,850		
	1,097			670		
青森	802	114	27			
	309,456	26,460	11,655			
	386	232	432			
岩手	7,870					
	2,202,586					
	280					
宮城	67,209	2,821	1,993	2,147	2,232	5,063
	61,427,683	2,265,611	1,796,130	1,808,730	1,888,824	3,187,031
	914	803	901	842	846	629
秋田	2,861		60	36	1,512	1,253
	2,203,822		60,438	19,688	1,121,559	1,002,137
	770		1,007	547	742	800
山形	243			55	30	86
	247,276			77,333	21,735	91,088
	1,018			1,406	725	1,059
茨城	167				115	40
	104,685				67,725	24,360
	627				589	609
千葉	5,634	46	1,778	1,027	1,140	1,004
	4,398,350	28,350	1,323,737	785,402	923,476	798,105
	781	616	745	765	810	795
東京	30,978	25	20	56		0
	16,214,448	20,202	22,764	47,565		4,830
	523	808	1,138	849		0
新潟	1,084			56	644	288
	965,528			58,800	466,778	330,750
	891			1,050	725	1,148
石川	515		290	225		
	518,543		300,510	218,033		
	1,007		1,036	969		
三重	333		23	102	171	32
	416,904		33,075	129,150	218,295	30,714
	1,252		1,438	1,266	1,277	960
兵庫	5,449					
	8,108,267					
	1,488					
島根	10				10	
	8,400				8,400	
	840				840	
広島	16,024	474	315	404	138	
	25,740,306	445,620	309,084	415,328	139,440	
	1,606	940	981	1,028	1,010	

上段：数量=kg
 单位 中断：金額=円
 下段：単価=円

9月	10月	11月	12月	1月	2月	3月
2,089	1,322	692	752	641	657	820
1,298,163	892,306	408,030	376,950	378,420	395,430	402,623
621	675	590	501	590	602	491
17,792	19,041	19,503	19,406	13,614	8,899	8,593
6,289,566	6,104,130	6,457,669	6,070,264	4,510,077	3,085,920	3,527,866
354	321	331	313	331	347	411
48	40	40	60	40	48	64
95,550	83,580	84,000	124,320	83,160	88,200	84,210
1,991	2,090	2,100	2,072	2,079	1,838	1,316
			36			
			50,652			
			1,407			
4,117	11,333	24,058	27,537	21,383	16,896	9,152
3,075,913	11,254,236	21,999,928	23,974,776	19,243,800	16,016,019	7,847,962
747	993	914	871	900	948	858
353	16			41		60
308,395	9,429			23,940		38,451
874	589			584		641
	55	122	31			
	68,881	158,288	65,993			
	1,252	1,297	2,129			
			0	135	510	16
			9,660	58,590	201,705	1,386
			0	434	396	87
348	1,248	1,944	2,660	950	620	100
180,810	385,718	535,920	624,645	264,128	183,015	28,350
520	309	276	235	278	295	284
2,649	5,886	10,884	12,519	9,843	7,430	3,742
1,820,964	6,058,292	11,052,960	11,390,874	9,159,395	7,638,464	3,360,408
687	1,029	1,016	910	931	1,028	898
72						
57,120						
793						
12						
12,600						
1,050						
558	66	15				
479,220	50,610	9,450				
859	767	630				
	2,319	7,579	7,567	6,509	4,468	2,435
	1,464,365	4,143,373	3,890,038	3,347,169	2,139,207	1,134,935
	631	547	514	514	479	466
96						
109,200						
1,138						
	5					
	5,670					
	1,134					
	660	930	1,285	852	874	848
	1,157,730	1,560,829	1,980,510	1,255,592	1,178,679	974,927
	1,754	1,678	1,541	1,474	1,349	1,150
29	1,078	2,584	3,475	3,053	2,994	1,480
107,604	2,053,541	4,539,108	6,013,056	5,134,986	4,674,949	1,907,590
3,710	1,905	1,757	1,730	1,682	1,561	1,289

鮮魚

品目別・出荷地	計	4月	5月	6月	7月	8月
かき	4,520	100	464	350	1,219	1,916
大分	2,866,952	96,664	302,370	237,187	738,286	1,090,530
	634	967	652	678	606	569
ほっき	120,913	9,457	7,917	14,020	16,055	12,991
合計	56,822,401	4,639,778	4,171,200	6,228,428	6,517,580	6,074,353
平均単価	470	491	527	444	406	468
福島	51,196	469	937	10,896	13,777	10,455
	24,936,515	755,160	939,593	4,375,701	5,150,689	4,544,837
	487	1,610	1,003	402	374	435
北海道	42,890	5,778	6,500	3,100	2,094	2,506
	23,417,098	2,724,404	3,051,530	1,833,827	1,320,271	1,523,216
	546	472	469	592	631	608
青森	26,482	3,151	462			
	8,353,183	1,137,849	174,407			
	315	361	378			
宮城	29	17		12		
	26,460	10,710		15,750		
	912	630		1,313		
茨城	154	42	18	12	64	18
	41,895	11,655	5,670	3,150	17,640	3,780
	272	278	315	263	276	210
千葉	132				120	12
	31,500				28,980	2,520
	239				242	210
東京	30					
	15,750					
	525					
兵庫	0					
	0					
	0					
さぎえ	13,631	960	1,398	994	1,536	2,336
合計	14,554,337	1,131,144	1,612,318	1,102,421	1,610,558	2,455,659
平均単価	1,068	1,178	1,153	1,109	1,049	1,051
福島	5					
	4,725					
	945					
青森	358					
	275,520					
	770					
宮城	6	4				
	22,428	9,408				
	3,738	2,352				
千葉	932	95	27	80	40	63
	881,849	97,125	37,790	109,455	55,923	79,800
	946	1,022	1,400	1,368	1,398	1,267
神奈川	10			10		
	11,550			11,550		
	1,155			1,155		
新潟	4,901	50	324	344	827	1,755
	4,811,774	46,200	366,188	320,703	785,571	1,729,919
	982	924	1,130	932	950	986
石川	725	35		15		70
	589,314	27,300		9,450		62,476
	813	780		630		893
福井	80			30	50	
	66,677			25,988	40,689	
	833			866	814	
静岡	75					10
	100,118					16,380
	1,335					1,638
兵庫	399				119	
	266,375				99,425	
	668				836	
島根	5,488	626	755	445	500	438
	6,815,991	769,986	929,250	564,375	628,950	567,084
	1,242	1,230	1,231	1,268	1,258	1,295

上段：数量=kg
 单位 中断：金額=円
 下段：単価=円

9月	10月	11月	12月	1月	2月	3月
						471
						401,915
						853
7,735	7,718	7,708	10,212	7,206	9,462	10,432
4,168,058	4,357,705	4,319,726	5,040,895	3,267,370	3,724,458	4,312,850
539	565	560	494	453	394	413
3,567	3,940	3,608	1,681	671	544	651
1,845,613	2,033,944	1,932,023	1,121,088	698,724	687,068	852,075
517	516	535	667	1,041	1,263	1,309
4,138	3,778	4,028	4,526	1,902	1,870	2,670
2,306,695	2,323,761	2,357,463	2,521,629	1,067,223	1,039,870	1,347,209
557	615	585	557	561	556	505
		72	4,005	4,633	7,048	7,111
		30,240	1,398,178	1,501,423	1,997,520	2,113,566
		420	349	324	283	297
30						
15,750						
525						
				0		
				0		
				0		
1,365	870	792	1,338	521	601	920
1,289,192	905,627	887,042	1,547,406	538,272	596,222	878,476
944	1,041	1,120	1,157	1,033	992	955
5						
4,725						
945						
268	90					
203,070	72,450					
758	805					
2						
13,020						
6,510						
		25	205	96	91	210
		27,300	166,950	67,347	70,172	169,987
		1,092	814	702	771	809
630	520	177	174	30	45	25
625,539	529,202	156,242	172,935	24,675	30,450	24,150
993	1,018	883	994	823	677	966
310	70	70	120	25		10
246,488	56,175	67,725	96,600	15,750		7,350
795	803	968	805	630		735
10	15					40
15,750	21,525					46,463
1,575	1,435					1,162
				40	110	130
				25,200	61,950	79,800
				630	563	614
140	175	520	809	330	355	395
180,600	226,275	635,775	997,521	405,300	433,650	477,225
1,290	1,293	1,223	1,233	1,228	1,222	1,208

鮮魚

品目別・出荷地	計	4月	5月	6月	7月	8月
さざえ	512	150	292	70		
山口	521,115	181,125	279,090	60,900		
	1,018	1,208	956	870		
福岡	30					
	113,400					
	3,780					
長崎	110					
	73,501					
	668					
しじみ	79,710	6,053	6,499	7,015	8,526	6,892
合計	69,410,071	5,588,471	5,930,365	5,342,570	6,642,241	5,673,614
平均単価	871	923	913	762	779	823
青森	6,545	470	337	411	344	138
	7,805,096	589,680	454,021	445,571	401,722	171,360
	1,193	1,255	1,347	1,084	1,168	1,242
岩手	683	91	361	84	106	13
	1,248,873	173,250	663,401	151,180	190,050	20,518
	1,829	1,904	1,838	1,800	1,793	1,578
宮城	1,871			544	556	464
	1,913,154			523,898	570,151	468,300
	1,023			963	1,025	1,009
茨城	40,324	2,683	2,828	3,099	3,656	4,458
	37,373,278	2,631,069	2,738,611	2,607,125	3,064,895	3,848,406
	927	981	968	841	838	863
埼玉	408		132	144	96	12
	146,790		48,510	51,660	34,650	3,780
	360		368	359	361	315
千葉	12,143	916	1,029	1,551	2,493	1,332
	8,352,142	703,818	755,847	952,876	1,636,218	931,142
	688	768	735	614	656	699
静岡	30				30	
	11,025				11,025	
	368				368	
愛知	3,270	711	687	882	675	
	2,171,820	613,095	505,155	476,595	378,525	
	664	862	735	540	561	
三重	90				90	
	56,700				56,700	
	630				630	
島根	180	60	45			75
	70,876	22,838	22,050			25,988
	394	381	490			347
山口	10,622	1,122	1,080	300	480	400
	7,281,309	854,721	742,770	133,665	298,305	204,120
	685	762	688	446	621	510
福岡	3,544					
	2,979,008					
	841					
その他貝類	106,197	9,813	11,486	12,130	10,734	8,559
合計	114,289,559	10,718,945	11,774,762	9,399,195	9,756,531	9,838,258
平均単価	1,076	1,092	1,025	775	909	1,149
福島	12,417	698	895	861	2,215	1,441
	15,166,907	1,178,867	1,332,073	1,089,417	2,176,536	1,592,172
	1,221	1,689	1,488	1,265	983	1,105
北海道	39,131	4,490	5,342	4,623	2,713	2,655
	58,164,205	5,170,490	5,593,643	4,419,700	3,818,440	5,005,198
	1,486	1,152	1,047	956	1,407	1,885
青森	1,370	185	24	80	374	120
	1,273,311	53,802	71,400	33,150	259,027	193,032
	929	291	2,975	414	693	1,609
岩手	456			241		54
	107,153			49,980		17,010
	235			207		315
宮城	22,363	1,640	2,081	3,244	2,662	1,794
	9,771,899	739,813	1,159,260	1,009,276	1,027,459	678,412
	437	451	557	311	386	378

鮮魚

品目別・出荷地	計	4月	5月	6月	7月	8月
その他貝類	38			38		
秋田	11,970			11,970		
	315			315		
山形	32					32
	6,615					6,615
	207					207
茨城	866		40	202	53	71
	531,252		33,852	140,280	14,774	15,619
	613		846	694	279	220
埼玉	1,812	303	329	175	162	49
	1,712,466	329,070	385,875	187,635	187,950	62,475
	945	1,086	1,173	1,072	1,160	1,275
千葉	19,401	1,551	1,832	1,833	1,771	1,927
	15,531,683	1,529,271	1,571,490	1,332,833	1,296,058	1,607,954
	801	986	858	727	732	834
東京	80		20	40		
	116,550		35,700	45,150		
	1,457		1,785	1,129		
神奈川	650	87	29			33
	1,624,089	205,748	68,355			67,621
	2,499	2,365	2,357			2,049
新潟	689		0	11	62	17
	161,744		1,764	4,725	19,436	12,076
	235		0	430	313	710
石川	96			54	42	
	64,260			38,430	25,830	
	669			712	615	
山梨	42	6	36			
	33,516	4,788	28,728			
	798	798	798			
愛知	2,866	505	421	337	245	130
	3,732,884	741,796	701,096	474,413	292,459	155,243
	1,302	1,469	1,665	1,408	1,194	1,194
三重	694		173	175	231	65
	381,510		113,694	98,921	123,220	35,175
	550		657	565	533	541
兵庫	792		15		-15	
	710,304		6,300		-6,300	
	897		420		420	
岡山	753	120	124	73	129	59
	1,987,878	361,470	384,041	251,740	347,342	131,776
	2,640	3,012	3,097	3,448	2,693	2,233
山口	205	53		60		
	254,520	77,700		36,225		
	1,242	1,466		604		
愛媛	7	7				
	18,900	18,900				
	2,700	2,700				
福岡	380	72	62	12	58	24
	515,550	71,400	70,980	23,310	77,910	46,620
	1,357	992	1,145	1,943	1,343	1,943
長崎	914	76	31	54	12	84
	2,050,641	197,505	115,920	117,390	28,980	202,860
	2,244	2,599	3,739	2,174	2,415	2,415
大分	143	20	32	17	20	4
	359,752	38,325	100,591	34,650	67,410	8,400
	2,516	1,916	3,143	2,038	3,371	2,100
貝焼	4,159	10	638	593	1,524	506
合計	49,668,421	69,300	10,532,119	9,523,794	20,085,720	3,924,680
平均単価	11,942	6,930	16,508	16,060	13,180	7,756
福島	3,245	10	628	567	1,457	292
	44,637,450	69,300	10,460,299	9,322,194	19,620,045	2,451,740
	13,756	6,930	16,657	16,441	13,466	8,396
青森	250			25	59	84
	1,421,490			201,600	437,850	490,140
	5,686			8,064	7,421	5,835

上段：数量=kg
 单位 中断：金額=円
 下段：単価=円

9月	10月	11月	12月	1月	2月	3月
3	30	230	182		25	30
315	5,114	179,075	130,778		5,250	6,195
105	170	779	719		210	207
7	58	66	52	91	282	238
7,350	53,550	39,186	54,600	79,275	176,400	149,100
1,050	923	594	1,050	871	626	626
1,583	1,230	1,792	1,806	1,131	1,205	1,740
1,413,325	984,957	1,194,355	1,369,832	974,665	757,850	1,499,093
893	801	666	758	862	629	862
10	10					
17,850	17,850					
1,785	1,785					
108	131	87	22	64	89	
273,210	344,610	218,610	55,440	157,500	232,995	
2,530	2,631	2,513	2,520	2,461	2,618	
	599					
	123,743					
	207					
43	56	181	227	111	267	343
29,169	103,320	201,611	217,656	104,833	251,678	459,610
678	1,845	1,114	959	944	943	1,340
50		7	-7			
10,500		18,270	-18,270			
210		2,610	2,610			
		43	160	109	279	201
		50,400	150,255	99,540	247,959	162,150
		1,172	939	913	889	807
40	54	40	24		60	30
84,000	135,450	113,400	37,800		96,076	44,783
2,100	2,508	2,835	1,575		1,601	1,493
			18			74
			32,550			108,045
			1,808			1,460
30	12	18	54		18	20
46,620	23,310	23,310	69,930		23,310	38,850
1,554	1,943	1,295	1,295		1,295	1,943
60	63	114	161	48	54	157
173,880	150,151	340,620	353,010	115,920	103,215	151,190
2,898	2,383	2,988	2,193	2,415	1,911	963
8	16	10				16
15,246	32,760	19,950				42,420
1,906	2,048	1,995				2,651
52	40	37	652	32	24	51
351,960	307,944	172,830	3,906,483	153,301	197,652	442,638
6,768	7,699	4,671	5,992	4,791	8,236	8,679
26	40	9	153	10	24	29
253,260	307,944	76,230	1,533,168	69,300	197,652	276,318
9,741	7,699	8,470	10,021	6,930	8,236	9,528
26		28	14	14		
98,700		96,600	48,300	48,300		
3,796		3,450	3,450	3,450		

鮮魚

品目別・出荷地	計	4月	5月	6月	7月	8月
貝焼	213		10		1	130
宮城	1,598,940		71,820		0	982,800
	7,507		7,182		0	7,560
埼玉	8				8	
	27,825				27,825	
	3,478				3,478	
長崎	443					
	1,982,716					
	4,476					
こんぶ	17,703	1,572	1,281	1,408	1,542	2,788
合計	5,091,154	501,755	396,261	438,291	481,725	393,157
平均単価	288	319	309	311	312	141
福島	10			0		
	22,050			0		
	2,205			0		
北海道	4					
	0					
	0					
青森	11					
	6,846					
	622					
岩手	12,894	1,124	954	995	1,121	840
	3,642,407	327,318	260,716	271,110	294,924	232,680
	282	291	273	272	263	277
宮城	4,461	429	302	362	401	1,865
	974,945	138,191	99,299	118,335	146,355	109,951
	219	322	329	327	365	59
福井	316	18	24	50	19	82
	429,030	33,600	33,600	46,200	37,800	47,880
	1,358	1,867	1,400	924	1,989	584
静岡	7	1	1	1	1	1
	15,876	2,646	2,646	2,646	2,646	2,646
	2,268	2,646	2,646	2,646	2,646	2,646
わかめ	78,495	6,968	5,827	5,938	6,518	5,171
合計	34,031,195	3,130,300	2,740,895	2,819,454	3,341,708	2,572,165
平均単価	434	449	470	475	513	497
福島	899	171	353	113	10	
	215,223	38,334	67,779	33,390	3,360	
	239	224	192	295	336	
北海道	20					
	10,500					
	525					
青森	2,350					
	777,000					
	331					
岩手	23,063	1,616	1,882	2,389	2,273	1,806
	9,444,754	676,700	764,585	951,167	922,929	755,817
	410	419	406	398	406	419
宮城	50,767	4,949	3,442	3,221	4,069	3,237
	22,798,791	2,287,376	1,824,426	1,704,934	2,320,840	1,745,788
	449	462	530	529	570	539
福岡	67		6	55	6	
	52,867		4,725	41,763	6,379	
	789		788	759	1,063	
熊本	1,329	232	144	160	160	128
	732,060	127,890	79,380	88,200	88,200	70,560
	551	551	551	551	551	551
その他藻類	135,385	15,073	11,596	11,309	12,382	11,612
合計	78,457,907	8,464,646	6,915,545	6,907,667	7,312,129	6,895,374
平均単価	580	562	596	611	591	594
福島	23,045	2,799	2,107	2,127	1,845	1,381
	17,340,099	2,095,170	1,575,735	1,660,113	1,393,980	1,057,613
	752	749	748	780	756	766
青森	280	40				
	206,588	25,200				
	738	630				

上段：数量=kg
 单位 中断：金額=円
 下段：単価=円

9月	10月	11月	12月	1月	2月	3月
			50			22
			378,000			166,320
			7,560			7,560
			435	8		
			1,947,015	35,701		
			4,476	4,463		
1,171	1,403	1,384	1,316	1,183	1,377	1,278
392,755	461,661	481,208	431,348	343,664	404,418	364,911
335	329	348	328	291	294	286
			5			5
			11,025			11,025
			2,205			2,205
			4			
			0			
			0			
			1	10		
			2,646	4,200		
			2,646	420		
1,027	1,120	1,069	1,059	1,061	1,279	1,245
281,770	330,201	317,266	321,308	299,311	368,297	337,506
274	295	297	303	282	288	271
114	256	263	239	110	96	24
36,435	81,060	85,696	83,769	35,953	31,921	7,980
320	317	326	350	327	333	333
30	27	50	8	2	2	4
74,550	50,400	75,600	12,600	4,200	4,200	8,400
2,485	1,867	1,512	1,575	2,100	2,100	2,100
		2				
		2,646				
		1,323				
4,938	5,326	4,621	3,893	7,473	11,222	10,600
2,456,786	2,640,121	2,272,802	1,874,934	2,833,073	3,517,252	3,831,705
498	496	492	482	379	313	361
				21	18	213
				7,240	4,594	60,526
				345	255	284
		20				
		10,500				
		525				
				170	780	1,400
				69,930	247,590	459,480
				411	317	328
1,696	1,908	1,824	1,610	2,171	2,046	1,842
753,854	832,941	793,962	731,058	816,611	762,725	682,405
444	437	435	454	376	373	370
3,058	3,218	2,753	2,283	5,095	8,362	7,080
1,601,502	1,696,930	1,455,110	1,143,876	1,930,472	2,493,523	2,594,014
524	527	529	501	379	298	366
184	200	24		16	16	65
101,430	110,250	13,230		8,820	8,820	35,280
551	551	551		551	551	543
9,611	8,669	8,121	9,508	7,971	12,882	16,651
5,613,999	5,095,783	4,780,821	5,946,929	5,175,496	7,092,704	8,256,814
584	588	589	625	649	551	496
1,411	1,317	1,261	1,320	1,864	2,520	3,093
958,545	943,005	868,350	972,615	1,514,998	1,898,361	2,401,614
679	716	689	737	813	753	776
						240
						181,388
						756

鮮魚

品目別・出荷地	計	4月	5月	6月	7月	8月
その他藻類	1,968	626	4	19		20
岩手	994,529	153,153	6,048	7,980		14,280
	505	245	1,512	420		714
宮城	17,984	2,629	726	381	389	381
	9,402,730	1,259,310	539,029	330,526	343,437	365,623
	523	479	742	868	883	960
秋田	269	35	40	60	50	50
	603,559	80,065	92,141	137,030	108,678	111,041
	2,244	2,288	2,304	2,284	2,174	2,221
埼玉	1,275					
	447,552					
	351					
千葉	173	73	36	36		2
	92,085	44,898	15,120	15,120		672
	532	615	420	420		336
東京	3,279	446	360	450	540	390
	1,169,028	158,256	127,008	158,760	190,512	137,592
	357	355	353	353	353	353
神奈川	140	16	11	10	6	23
	167,424	21,735	15,120	39,690	8,506	32,130
	1,196	1,358	1,375	3,969	1,418	1,397
新潟	524	24	29	9	90	309
	344,033	25,358	21,945	15,120	64,575	111,195
	657	1,057	757	1,680	718	360
石川	2,734	264	216	180	221	240
	2,005,983	180,180	147,420	122,850	154,770	163,800
	734	683	683	683	700	683
愛知	13,645	1,297	1,259	1,143	1,417	1,597
	8,028,175	743,862	730,947	692,349	833,679	917,721
	588	574	581	606	588	575
三重	6,440	460	510	510	570	660
	4,057,200	289,800	321,300	321,300	359,100	415,800
	630	630	630	630	630	630
鳥取	152	18	18	27	15	13
	248,976	29,484	29,484	44,226	24,570	21,294
	1,638	1,638	1,638	1,638	1,638	1,638
広島	3,401	579	470	528	544	516
	1,148,255	242,693	150,780	166,320	171,360	171,612
	338	419	321	315	315	333
山口	6		6			
	11,340		11,340			
	1,890		1,890			
福岡	19	3	2	0	1	2
	333,907	34,650	36,225	28,350	35,701	33,338
	17,574	11,550	18,113	0	35,701	16,669
熊本	59,863	5,750	5,793	5,755	6,671	5,988
	31,258,727	3,076,737	2,991,950	3,074,693	3,525,977	3,131,495
	522	535	516	534	529	523
大分	98	14		72		
	33,915	4,095		23,940		
	346	293		333		
沖縄	90		9	2	23	40
	563,802		103,953	69,300	97,284	210,168
	6,264		11,550	34,650	4,230	5,254
その他鮮魚 合計 平均単価	426,908	40,179	45,376	40,525	30,660	23,185
	307,856,576	28,731,594	30,122,934	25,462,787	21,518,506	18,270,786
	721	715	664	628	702	788
福島	70,031	9,308	9,413	5,604	4,738	4,847
	58,184,801	8,183,587	8,229,134	4,834,034	3,353,575	3,496,414
	831	879	874	863	708	721
北海道	36,408	2,752	4,514	4,471	903	107
	20,441,742	1,427,098	2,103,510	2,190,645	392,910	169,051
	561	519	466	490	435	1,580
青森	16,192	1,647	1,567	2,024	1,205	348
	10,687,351	1,101,731	1,149,075	1,580,397	981,670	274,649
	660	669	733	781	815	789

上段：数量=kg
 单位 中断：金額=円
 下段：単価=円

9月	10月	11月	12月	1月	2月	3月
280	290	290		26	54	359
197,400	207,060	207,060		34,419	74,655	92,474
705	714	714		1,324	1,383	258
263	328	245	411	1,505	4,471	6,255
247,476	265,737	272,360	694,481	1,175,199	1,959,279	1,950,273
941	810	1,112	1,690	781	438	312
20						14
44,889						29,715
2,244						2,123
			330	255	300	390
			114,912	89,964	105,840	136,836
			348	353	353	351
		20		1	5	
		12,600		945	2,730	
		630		945	546	
390	343	345	15			
137,592	132,300	121,716	5,292			
353	386	353	353			
5	6	3				60
6,615	8,505	4,253				30,870
1,323	1,418	1,418				515
12	9	9	12	6	9	6
20,160	15,120	15,120	20,160	10,080	15,120	10,080
1,680	1,680	1,680	1,680	1,680	1,680	1,680
167	268	246	361	135	212	224
141,540	214,410	191,520	266,070	103,950	160,293	159,180
848	800	779	737	770	756	711
1,036	873	1,034	1,598	567	924	900
616,413	517,420	612,864	942,249	340,767	545,832	534,072
595	593	593	590	601	591	593
530	500	540	770	370	540	480
333,900	315,000	340,200	485,100	233,100	340,200	302,400
630	630	630	630	630	630	630
14	9	9	6	7	6	10
22,932	14,742	14,742	9,828	11,466	9,828	16,380
1,638	1,638	1,638	1,638	1,638	1,638	1,638
88	112	112	56	88	132	176
30,240	35,280	35,280	17,640	27,720	43,890	55,440
344	315	315	315	315	333	315
3	2	1	2	1	0	2
39,902	28,089	23,625	17,326	21,788	1,838	33,075
13,301	14,045	23,625	8,663	21,788	0	16,538
5,376	4,600	4,006	4,627	3,146	3,709	4,442
2,733,298	2,393,235	2,061,131	2,401,256	1,611,100	1,934,838	2,323,017
508	520	515	519	512	522	523
	12					
	5,880					
	490					
16						
83,097						
5,194						
28,291	30,991	45,494	42,016	34,794	27,333	38,064
22,035,638	25,331,155	33,780,186	30,402,502	23,145,764	19,903,611	29,151,113
779	817	743	724	665	728	766
3,213	3,734	3,166	4,556	6,963	7,859	6,630
2,819,418	2,295,917	2,606,495	4,379,640	5,138,014	6,251,173	6,597,400
878	615	823	961	738	795	995
602	2,045	6,359	4,900	3,615	2,276	3,864
1,421,742	2,428,716	3,570,205	2,409,433	1,602,552	1,098,845	1,627,035
2,362	1,188	561	492	443	483	421
194	126	933	1,778	4,381	1,171	818
268,305	88,258	648,450	1,131,601	2,513,017	585,770	364,428
1,383	700	695	636	574	500	446

鮮魚

品目別・出荷地	計	4月	5月	6月	7月	8月
その他鮮魚	29,153	1,865	2,041	2,427	3,093	2,637
岩手	14,794,606	921,648	1,048,691	1,192,851	1,306,805	1,558,998
	507	494	514	491	423	591
宮城	21,277	2,367	3,516	1,928	3,101	1,722
	15,811,182	1,699,944	2,513,683	1,140,923	1,668,723	1,568,706
	743	718	715	592	538	911
秋田	1,822	124	282	846	126	84
	1,275,876	158,069	144,378	606,289	98,410	63,515
	700	1,275	512	717	781	756
山形	988	31	76	566	45	
	568,199	33,937	69,133	214,418	33,075	
	575	1,095	910	379	735	
茨城	31,763	2,036	1,602	1,289	954	49
	16,604,562	1,187,339	923,893	653,010	317,180	47,818
	523	583	577	507	332	976
栃木	3		3			
	2,520		2,520			
	840		840			
埼玉	179	10			10	
	423,914	6,342			15,225	
	2,368	634			1,523	
千葉	15,289	1,905	1,847	3,406	879	296
	11,953,655	1,507,639	738,882	2,430,518	801,662	318,539
	782	791	400	714	912	1,076
東京	5,444	315	670	653	271	665
	12,917,602	895,996	1,213,584	994,851	704,123	1,379,351
	2,373	2,844	1,811	1,524	2,598	2,074
神奈川	947	230	267	81	12	135
	881,256	312,323	224,805	47,723	2,415	85,575
	931	1,358	842	589	201	634
新潟	2,786	323	267	562	205	311
	2,640,132	267,617	165,735	236,477	212,375	405,973
	948	829	621	421	1,036	1,305
富山	3,804	431	970		277	
	1,620,417	211,155	392,479		111,091	
	426	490	405		401	
福井	2,764	257		1,529	874	
	900,519	129,255		415,223	299,866	
	326	503		272	343	
静岡	12,968	1,209	609	195	627	114
	10,912,418	876,021	381,488	140,492	531,401	93,582
	841	725	626	720	848	821
愛知	114,103	12,654	13,887	12,617	6,104	1,257
	66,878,353	6,649,410	7,241,678	6,328,319	3,437,019	923,601
	586	525	521	502	563	735
三重	6,079	129	901	718	491	306
	5,927,061	105,840	931,270	649,782	498,173	284,004
	975	820	1,034	905	1,015	928
大阪	168	58		10		
	296,205	55,335		42,000		
	1,763	954		4,200		
兵庫	37				37	
	21,672				21,672	
	586				586	
鳥取	30			30		
	23,625			23,625		
	788			788		
島根	116				116	
	81,638				81,638	
	704				704	
山口	5,431	628	668	403	350	140
	7,855,601	1,015,481	837,570	587,109	519,229	224,360
	1,446	1,617	1,254	1,457	1,484	1,603
香川	24					
	102,291					
	4,262					

上段：数量=kg
 单位 中断：金額=円
 下段：単価=円

9月	10月	11月	12月	1月	2月	3月
2,041	2,051	2,442	3,357	3,316	2,235	1,648
1,026,187	1,302,943	1,648,486	1,649,568	1,522,246	971,511	644,672
503	635	675	491	459	435	391
704	846	879	1,136	1,208	435	3,435
750,772	649,802	697,716	1,262,773	1,168,302	476,855	2,212,983
1,066	768	794	1,112	967	1,096	644
70	113	110	11	6	42	8
31,343	7,476	100,643	8,978	2,058	50,895	3,822
448	66	915	816	343	1,212	478
				27		243
				8,505		209,131
				315		861
4,301	4,539	5,448	5,398	2,542	1,736	1,869
3,259,171	2,485,556	2,625,986	2,056,800	1,174,953	1,204,699	668,157
758	548	482	381	462	694	357
					16	143
					43,976	358,371
					2,749	2,506
1,094	1,324	820	800	1,456	447	1,015
657,617	1,360,474	679,556	465,169	1,335,445	349,243	1,308,911
601	1,028	829	581	917	781	1,290
749	659	450	511	153	52	296
1,949,126	2,377,478	1,539,428	1,210,825	269,420	150,591	232,829
2,602	3,608	3,421	2,370	1,761	2,896	787
54	13			155		
69,815	12,600			126,000		
1,293	969			813		
270	337	90	104	38	119	160
235,652	254,636	190,071	224,784	122,036	180,915	143,861
873	756	2,112	2,161	3,211	1,520	899
250	746	201	142	379	78	330
51,125	285,016	101,220	36,698	286,952	68,199	76,482
205	382	504	258	757	874	232
				32	52	20
				18,375	27,300	10,500
				574	525	525
1,776	3,068	1,366	1,642	635	581	1,146
1,383,873	2,565,042	1,256,006	1,253,689	663,697	634,042	1,133,085
779	836	919	764	1,045	1,091	989
9,714	7,229	13,789	10,433	6,976	7,729	11,714
5,350,576	4,689,562	9,068,044	6,481,137	3,824,215	4,588,276	8,296,516
551	649	658	621	548	594	708
106	415	1,008	1,326	120	236	323
244,682	389,818	835,039	1,046,939	157,248	316,806	467,460
2,308	939	828	790	1,310	1,342	1,447
	10	10			50	30
	42,000	10,500			80,220	66,150
	4,200	1,050			1,604	2,205
148	268	460	886	302	587	591
249,901	292,447	614,750	1,060,974	616,131	1,023,506	814,143
1,689	1,091	1,336	1,197	2,040	1,744	1,378
		8		3		13
		40,446		10,500		51,345
		5,056		3,500		3,950

鮮魚

品目別・出荷地	計	4月	5月	6月	7月	8月
その他鮮魚	716	63	114	2	4	
愛媛	444,445	34,388	79,695	5,670	11,340	
	621	546	699	2,835	2,835	
福岡	9,407	1,116	1,565	122	571	124
	9,127,583	1,091,254	1,100,268	246,436	517,384	276,142
	970	978	703	2,020	906	2,227
佐賀	523					
	328,599					
	628					
長崎	1,007	75	57	795		
	896,714	86,625	138,381	619,763		
	890	1,155	2,428	780		
熊本	357	4				
	2,420,677	27,564				
	6,781	6,891				
大分	9			9		
	18,900			18,900		
	2,100			2,100		
宮崎	34,169	494	27	32	5,571	9,881
	29,788,881	519,589	22,680	33,549	5,470,105	6,903,880
	872	1,052	840	1,048	982	699
鹿児島	2,556	148	513	206	96	162
	2,783,841	226,407	470,402	229,783	131,440	196,628
	1,089	1,530	917	1,115	1,369	1,214
沖縄	358					
	239,738					
	670					
その他 合計	28,854	1,977	1,662	1,692	1,837	2,373
平均単価	31,167,557	1,423,447	1,133,669	1,188,046	1,532,869	2,045,673
	1,080	720	682	702	834	862
福島	1,245	16	22	16	16	22
	2,599,173	48,762	67,725	35,217	32,508	57,120
	2,088	3,048	3,078	2,201	2,032	2,596
北海道	1,679	16	15	116	12	321
	3,437,462	40,950	28,350	112,350	30,240	687,603
	2,047	2,559	1,890	969	2,520	2,142
青森	921	9	6	9		
	2,473,895	18,900	6,405	17,010		
	2,686	2,100	1,068	1,890		
岩手	255					
	438,530					
	1,720					
宮城	4,193	308	224	235	247	126
	9,765,250	500,850	334,278	341,124	363,300	218,337
	2,329	1,626	1,492	1,452	1,471	1,733
秋田	21	12	6			3
	42,840	25,200	11,340			6,300
	2,040	2,100	1,890			2,100
埼玉	85				65	20
	377,790				299,565	78,225
	4,445				4,609	3,911
千葉	12,759	1,230	1,017	896	1,065	1,397
	6,710,903	524,289	476,018	408,136	542,956	725,815
	526	426	468	456	510	520
東京	1,932	120	59	37	29	33
	2,243,475	137,130	66,490	41,528	46,402	53,978
	1,161	1,143	1,127	1,122	1,600	1,636
神奈川	5,275	260	310	275	358	440
	2,484,090	114,240	136,500	121,275	165,690	205,275
	471	439	440	441	463	467
新潟	4					
	4,200					
	1,050					
静岡	104			98		6
	102,690			94,500		8,190
	987			964		1,365

上段：数量=kg
 单位 中断：金額=円
 下段：単価=円

9月	10月	11月	12月	1月	2月	3月
2	118	90	59	186	78	
5,670	95,760	22,575	27,773	107,597	53,977	
2,835	812	251	471	578	692	
217	466	584	1,090	614	1,234	1,704
288,069	637,464	752,270	899,161	715,258	1,040,096	1,563,781
1,328	1,368	1,288	825	1,165	843	918
				523		
				328,599		
				628		
	50	30				
	36,856	15,089				
	737	503				
	18	33	174	55	61	12
	140,175	254,785	1,183,720	354,585	386,873	72,975
	7,788	7,721	6,803	6,447	6,342	6,081
2,659	2,641	6,785	3,300	1,109	199	1,471
1,803,391	2,670,464	6,111,962	3,162,584	1,080,059	249,944	1,760,674
678	1,011	901	958	974	1,256	1,197
127	175	433	413		60	223
169,203	222,695	390,464	450,256		69,899	226,664
1,332	1,273	902	1,090		1,165	1,016
						358
						239,738
						670
2,259	3,184	3,159	3,129	2,635	2,511	2,436
3,005,725	5,294,467	4,767,402	3,726,062	2,536,586	2,571,786	1,941,825
1,331	1,663	1,509	1,191	963	1,024	797
16	423	618	19	49	12	16
40,635	997,807	1,125,317	49,203	85,281	24,381	35,217
2,540	2,359	1,821	2,590	1,740	2,032	2,201
476	307	169	28	25	96	98
1,334,236	631,041	318,024	34,650	42,714	96,968	80,336
2,803	2,056	1,882	1,238	1,709	1,010	820
108	604	108	38		39	
291,480	1,789,799	288,540	19,551		42,210	
2,699	2,963	2,672	515		1,082	
157	58	19	9	12		
369,873	24,151	38,841	3,886	1,779		
2,356	416	2,044	432	148		
142	380	797	726	439	389	180
220,395	1,043,427	2,119,640	2,304,798	995,469	937,121	386,511
1,552	2,746	2,660	3,175	2,268	2,409	2,147
975	976	933	1,189	1,016	949	1,116
521,905	528,154	511,458	613,340	648,755	536,921	673,156
535	541	548	516	639	566	603
26	58	39	82	600	468	381
39,114	63,893	44,701	108,591	531,168	655,410	455,070
1,504	1,102	1,146	1,324	885	1,400	1,194
330	335	367	925	485	545	645
157,710	161,805	181,020	446,355	219,765	262,920	311,535
478	483	493	483	453	482	483
					4	
					4,200	
					1,050	

鮮魚

品目別・出荷地	計	4月	5月	6月	7月	8月
その他	276					
広島	355,479					
	1,288					
愛媛	27	6	3	6	9	
	59,067	13,126	6,563	13,126	19,689	
	2,188	2,188	2,188	2,188	2,188	
鹿児島	78			4	36	5
	72,713			3,780	32,519	4,830
	932			945	903	966
解凍ばち	66					
合計	20,790					
平均単価	315					
宮城	66					
	20,790					
	315					

上段：数量=kg
 单位 中断：金額=円
 下段：単価=円

9月	10月	11月	12月	1月	2月	3月
	36	109	113	9	9	
	46,620	139,861	145,688	11,655	11,655	
	1,295	1,283	1,289	1,295	1,295	
3						
6,563						
2,188						
26	7					
23,814	7,770					
916	1,110					
	66					
	20,790					
	315					
	66					
	20,790					
	315					

冷凍魚

品目別・出荷地	計	4月	5月	6月	7月	8月
冷あじ	55,256	788	4,864	3,028	10,739	461
合計	12,774,030	244,903	1,103,424	768,453	2,188,112	147,184
平均単価	231	311	227	254	204	319
福島	40 11,130 278					20 6,300 315
宮城	5,259 1,582,089 301	610 163,696 268	990 346,395 350	640 201,495 315	2,234 565,583 253	30 16,275 543
茨城	0 0 0		0 0 0			
千葉	68 33,978 500				24 10,248 427	24 10,080 420
東京	48,364 10,572,534 219		3,704 687,141 186	2,128 484,008 227	8,076 1,491,336 185	296 79,128 267
神奈川	1,000 418,342 418	88 35,952 409	160 65,688 411	120 49,140 410	125 53,325 427	91 35,401 389
静岡	5 5,072 1,014					
三重	100 49,455 495	90 45,255 503	10 4,200 420			
福岡	420 101,430 242			140 33,810 242	280 67,620 242	
冷さば	256,236	15,280	13,411	21,019	17,505	34,633
合計	95,056,713	5,858,400	5,540,195	7,517,590	7,268,034	12,349,949
平均単価	371	383	413	358	415	357
福島	9,101 2,300,907 253	600 276,045 460	190 105,735 557	18 4,410 245		
青森	19,362 8,291,694 428	1,120 498,204 445	1,380 597,345 433	5,165 1,631,176 316	1,855 803,355 433	1,110 459,690 414
宮城	45,810 15,739,251 344	3,725 1,318,066 354	1,020 543,795 533	770 349,860 454	4,100 1,632,225 398	22,800 7,349,685 322
茨城	12,040 5,911,072 491	1,180 557,553 473	1,260 595,355 473	1,195 584,488 489	1,310 641,029 489	1,195 589,736 494
千葉	21,770 7,478,986 344	2,900 1,026,270 354	2,550 888,878 349	1,440 487,570 339	1,900 529,308 279	1,300 452,868 348
東京	143,853 53,935,153 375	3,795 1,544,282 407	5,811 2,418,487 416	11,291 4,089,016 362	8,340 3,662,117 439	8,228 3,497,970 425
三重	4,300 1,399,650 326	1,960 637,980 326	1,200 390,600 326	1,140 371,070 326		
冷さんま	53,567	4,394	2,969	10,628	4,406	5,360
合計	14,014,199	940,631	1,101,362	2,178,392	1,122,116	1,507,664
平均単価	262	214	371	205	255	281
福島	47,618 12,037,472 253	3,989 794,681 199	2,810 1,019,093 363	10,379 2,070,242 199	4,030 993,205 246	4,434 1,207,784 272
青森	1,164 232,155 199				38 5,880 155	285 59,430 209
宮城	1,394 443,472 318	105 51,450 490	23 18,009 783	50 18,375 368	196 58,666 299	140 31,290 224

上段：数量=kg
 单位 中断：金額=円
 下段：単価=円

9月	10月	11月	12月	1月	2月	3月
3,400	374	2,450	5,392	1,888	6,346	15,526
1,009,628	126,147	541,779	1,383,669	446,229	1,617,315	3,197,187
297	337	221	257	236	255	206
			20			
			4,830			
			242			
195	150	10	270	20	70	40
67,620	51,975	5,250	88,725	11,550	40,425	23,100
347	347	525	329	578	578	578
						20
						13,650
						683
3,096	120	2,360	5,038	1,868	6,236	15,442
893,676	28,980	501,585	1,262,730	434,679	1,559,250	3,150,021
289	242	213	251	233	250	204
104	104	80	64		40	24
43,260	45,192	34,944	27,384		17,640	10,416
416	435	437	428		441	434
5						
5,072						
1,014						
13,169	16,757	21,102	24,906	11,216	13,125	54,113
5,373,959	7,387,608	8,843,748	7,424,817	5,266,853	4,936,980	17,288,580
408	441	419	298	470	376	319
20	322	386	74	1,891	2,325	3,275
7,350	133,056	138,075	40,383	436,380	543,165	616,308
368	413	358	546	231	234	188
560	780	942	1,260	3,050	1,080	1,060
315,210	393,120	467,219	537,600	1,580,670	526,785	481,320
563	504	496	427	518	488	454
111	520	60	2,505	1,330	5,674	3,195
33,600	240,650	24,360	985,898	590,520	1,804,657	865,935
303	463	406	394	444	318	271
1,175	1,030	840	650	490	815	900
579,658	503,741	414,544	320,777	281,978	394,699	447,514
493	489	494	494	575	484	497
1,190	1,460	1,616	4,614	1,480	530	790
349,073	448,667	522,576	997,701	934,605	328,020	513,450
293	307	323	216	631	619	650
10,113	12,645	17,258	15,803	2,975	2,701	44,893
4,089,068	5,668,374	7,276,974	4,542,458	1,442,700	1,339,654	14,364,053
404	448	422	287	485	496	320
6,086	2,392	1,253	5,094	4,170	2,050	4,765
1,807,255	795,985	337,449	1,608,537	1,253,742	377,370	983,696
297	333	269	316	301	184	206
4,537	2,028	770	4,738	3,798	1,790	4,315
1,386,856	649,993	113,190	1,486,338	1,147,020	297,045	872,025
306	321	147	314	302	166	202
773		68				
152,670		14,175				
198		208				
120	98	160	120	162	50	170
21,000	23,100	98,322	31,500	38,052	14,175	39,533
175	236	615	263	235	284	233

冷凍魚

品目別・出荷地	計	4月	5月	6月	7月	8月
冷さんま	3,168	300	136	199	134	396
茨城	1,247,497	94,500	64,260	89,775	63,315	187,110
	394	315	473	451	473	473
千葉	105					105
	22,050					22,050
	210					210
東京	118				8	
	31,553				1,050	
	267				131	
冷かれい	274,454	21,088	20,317	18,773	22,529	18,953
合計	137,308,936	11,410,190	9,714,538	9,336,484	10,816,192	9,641,442
平均単価	500	541	478	497	480	509
福島	26,755	1,904	1,514	1,862	2,477	2,050
	14,280,711	1,044,606	815,206	917,196	1,182,512	1,033,820
	534	549	538	493	477	504
北海道	10					
	3,571					
	357					
青森	160				160	
	49,350				49,350	
	308				308	
宮城	151,351	11,627	13,436	10,167	12,804	7,695
	71,415,229	6,176,622	5,919,189	4,986,385	5,852,164	3,717,443
	472	531	441	490	457	483
茨城	217				10	30
	199,830				9,734	28,350
	921				973	945
東京	95,803	7,557	5,359	6,708	7,048	9,118
	51,230,536	4,188,962	2,968,383	3,406,325	3,700,382	4,834,004
	535	554	554	508	525	530
三重	26				26	
	19,228			19,228		
	740			740		
兵庫	32		8			
	53,256		11,760			
	1,664		1,470			
和歌山	50			10	30	10
	39,900			7,350	22,050	10,500
	798			735	735	1,050
福岡	50					50
	17,325					17,325
	347					347
冷たい	85,241	5,389	4,953	9,441	12,053	16,094
合計	67,434,764	5,120,993	4,404,602	7,338,022	9,305,236	11,686,591
平均単価	791	950	889	777	772	726
福島	3,624	342	216	280	475	264
	3,126,461	289,506	213,886	349,020	437,135	213,003
	863	847	990	1,247	920	807
青森	227					
	74,486					
	328					
宮城	53,817	4,087	2,890	7,294	8,408	13,703
	39,920,932	3,998,348	2,290,542	5,389,447	5,721,360	9,723,182
	742	978	793	739	680	710
茨城	40					
	25,200					
	630					
埼玉	1,100					
	992,229					
	902					
東京	25,866	960	1,807	1,699	3,106	2,079
	22,507,116	833,139	1,834,654	1,417,275	3,059,381	1,684,886
	870	868	1,015	834	985	810
石川	431		40	32	64	48
	649,740		65,520	43,680	87,360	65,520
	1,508		1,638	1,365	1,365	1,365

単位 上段：数量=kg
 中断：金額=円
 下段：単価=円

9月	10月	11月	12月	1月	2月	3月
656	266	231	212	198	210	230
246,729	122,892	106,722	78,099	62,370	66,150	65,575
376	462	462	368	315	315	285
		24	24	12		50
		5,040	12,600	6,300		6,563
		210	525	525		131
19,949	22,371	27,042	28,798	24,030	22,006	28,598
10,072,305	10,609,224	14,854,876	13,522,056	11,935,972	10,871,686	14,523,971
505	474	549	470	497	494	508
1,831	2,411	1,502	2,151	3,767	2,517	2,769
1,126,537	1,346,757	949,597	1,046,544	2,038,653	1,369,366	1,409,917
615	559	632	487	541	544	509
				10		
				3,571		
				357		
10,270	13,643	11,587	16,384	13,594	13,267	16,877
4,957,444	5,612,173	5,802,057	7,204,921	6,422,463	6,065,901	8,698,467
483	411	501	440	472	457	515
15	65	97				
14,553	61,425	85,768				
970	945	884				
7,825	6,252	13,856	10,263	6,643	6,222	8,952
3,961,507	3,588,869	8,017,454	5,270,591	3,442,053	3,436,419	4,415,587
506	574	579	514	518	552	493
8				16		
12,264				29,232		
1,533				1,827		
4,012	5,312	4,414	6,561	2,202	6,099	8,711
3,689,866	4,217,400	3,730,415	5,589,712	1,888,755	5,087,717	5,375,455
920	794	845	852	858	834	617
272	393	353	213	193	258	365
225,562	378,411	289,543	154,403	171,171	166,135	238,686
829	963	820	725	887	644	654
12			215			
4,373			70,113			
364			326			
728	3,215	1,879	2,936	1,255	4,817	2,605
612,431	2,330,325	1,277,133	2,164,730	980,512	3,655,733	1,777,189
841	725	680	737	781	759	682
		20	20			
		12,600	12,600			
		630	630			
		160	410	80	150	300
		151,200	364,875	66,150	132,300	277,704
		945	890	827	882	926
2,965	1,680	1,954	2,687	674	842	5,413
2,760,140	1,464,984	1,934,419	2,713,791	670,922	1,089,869	3,043,656
931	872	990	1,010	995	1,294	562
35	24	48	80		32	28
87,360	43,680	65,520	109,200		43,680	38,220
2,496	1,820	1,365	1,365		1,365	1,365

冷凍魚

品目別・出荷地	計	4月	5月	6月	7月	8月
冷たい 兵庫	136 138,600 1,019			136 138,600 1,019		
冷赤魚 合計 平均単価	565,709 255,358,413 451	58,573 23,266,158 397	90,633 29,662,525 327	51,476 20,758,180 403	31,877 14,905,114 468	37,385 19,540,492 523
福島	127,150 70,094,098 551	14,946 7,232,691 484	11,163 5,551,041 497	12,147 5,673,737 467	9,814 4,642,702 473	15,384 8,436,380 548
宮城	238,883 84,113,493 352	24,985 6,735,173 270	53,517 12,972,598 242	9,637 3,824,834 397	12,393 4,802,370 388	13,048 5,947,882 456
茨城	25,064 6,973,920 278		7,079 1,969,593 278	17,985 5,004,327 278		
東京	166,558 90,258,953 542	17,592 8,796,877 500	18,824 9,131,388 485	11,707 6,255,282 534	9,670 5,460,042 565	8,743 5,050,390 578
三重	8,054 3,917,949 486	1,050 501,417 478	50 37,905 758			210 105,840 504
冷さけ 合計 平均単価	213,717 136,635,877 639	19,910 11,611,083 583	18,994 11,311,526 596	16,028 9,718,366 606	13,111 8,056,344 614	12,111 7,740,910 639
福島	60,642 39,883,880 658	6,225 3,864,694 621	6,844 4,181,915 611	5,990 3,790,182 633	3,962 2,626,723 663	3,363 2,211,511 658
北海道	5,491 4,160,440 758					
岩手	1,420 626,850 441	200 88,200 441	130 56,805 437	200 88,515 443	100 43,575 436	70 30,870 441
宮城	46,921 27,006,399 576	6,905 3,823,319 554	6,762 3,473,846 514	5,231 2,714,679 519	3,078 1,696,804 551	866 664,653 767
埼玉	244 341,463 1,399					
千葉	1,276 858,979 673	25 14,700 588	135 90,018 667	745 526,100 706	45 28,577 635	23 14,288 621
東京	79,803 54,353,581 681	3,805 2,499,795 657	3,488 2,686,896 770	2,912 2,097,197 720	5,676 3,506,052 618	7,089 4,408,641 622
愛知	9,750 4,858,221 498					
三重	7,350 3,834,899 522	2,750 1,320,375 480	1,625 814,906 501	950 501,693 528	250 154,613 618	700 410,947 587
福岡	820 711,165 867		10 7,140 714			
冷ます 合計 平均単価	132 99,288 752					
福島	10 4,200 420					
宮城	60 49,350 823					
東京	62 45,738 738					

上段：数量=kg
 单位 中断：金額=円
 下段：単価=円

9月	10月	11月	12月	1月	2月	3月
30,668	37,383	33,057	70,149	39,217	35,717	49,574
16,313,878	19,604,307	16,643,315	33,216,747	19,645,223	16,908,796	24,893,678
532	524	503	474	501	473	502
6,604	6,268	6,742	17,805	8,295	6,065	11,917
4,161,434	3,945,016	4,283,559	10,244,968	5,136,808	3,707,952	7,077,810
630	629	635	575	619	611	594
12,925	16,595	11,968	26,108	17,860	15,995	23,852
5,744,571	6,595,543	4,822,252	9,376,298	6,940,784	5,845,230	10,505,958
444	397	403	359	389	365	440
11,139	14,520	14,347	24,766	12,711	11,269	11,270
6,407,873	9,063,748	7,537,504	12,862,318	7,405,469	6,184,451	6,103,611
575	624	525	519	583	549	542
			1,470	351	2,388	2,535
			733,163	162,162	1,171,163	1,206,299
			499	462	490	476
18,633	12,356	22,230	17,712	16,187	14,460	31,985
12,854,816	8,456,551	14,950,072	13,807,627	10,690,778	8,723,582	18,714,222
690	684	673	780	660	603	585
5,541	3,963	3,621	3,644	4,046	5,177	8,266
3,746,011	2,629,630	2,479,718	2,470,861	2,717,616	3,527,730	5,637,289
676	664	685	678	672	681	682
2,225	10	140	2,894			222
1,347,675	5,250	73,574	2,663,537			70,404
606	525	526	920			317
140	110	100	130	120	80	40
61,425	48,510	44,100	58,380	53,550	35,280	17,640
439	441	441	449	446	441	441
3,134	1,125	471	3,731	4,395	5,691	5,532
2,703,373	852,525	353,801	2,809,044	2,236,502	2,804,550	2,873,303
863	758	751	753	509	493	519
	8	4	178			54
	13,020	6,720	272,908			48,815
	1,628	1,680	1,533			904
90	113					100
57,154	71,442					56,700
635	632					567
6,703	7,027	17,854	6,345	7,446	3,437	8,021
4,483,215	4,836,174	11,956,459	4,880,058	5,536,110	2,311,134	5,151,850
669	688	670	769	744	672	642
						9,750
						4,858,221
						498
800			200		75	
455,963			131,514		44,888	
570			658		599	
		40	590	180		
		35,700	521,325	147,000		
		893	884	817		
	20			50	62	
	7,350			42,000	49,938	
	368			840	805	
	10					
	4,200					
	420					
				50	10	
				42,000	7,350	
				840	735	
	10				52	
	3,150				42,588	
	315				819	

冷凍魚

品目別・出荷地	計	4月	5月	6月	7月	8月
冷たら	59,490	4,226	4,393	4,253	4,702	6,178
合計	81,977,772	5,712,417	5,898,817	5,653,999	6,133,118	8,407,178
平均単価	1,378	1,352	1,343	1,329	1,304	1,361
福島	15,963	1,020	783	976	1,174	1,962
	24,267,104	1,599,198	1,205,672	1,486,784	1,749,767	2,737,773
	1,520	1,568	1,540	1,523	1,490	1,395
宮城	14,477	859	1,212	1,410	1,336	737
	15,375,345	889,681	1,355,933	1,563,244	1,216,210	679,463
	1,062	1,036	1,119	1,109	910	922
埼玉	15					
	15,750					
	1,050					
東京	25,066	1,803	1,808	1,822	2,192	2,912
	36,603,731	2,472,918	2,510,862	2,542,055	3,167,141	4,192,173
	1,460	1,372	1,389	1,395	1,445	1,440
三重	3,924	499	590	45		567
	5,654,878	689,656	826,350	61,916		797,769
	1,441	1,382	1,401	1,376		1,407
福岡	45	45				
	60,964	60,964				
	1,355	1,355				
冷さわら	20,875	4,486	1,760	1,957	930	1,310
合計	10,939,396	2,734,043	863,205	831,286	529,935	657,930
平均単価	524	609	490	425	570	502
福島	1,125	1,000		13		
	1,080,850	979,913		13,860		
	961	980		1,066		
宮城	306		50	26	40	40
	575,715		100,800	60,480	80,640	80,640
	1,881		2,016	2,326	2,016	2,016
東京	16,712	3,340	1,670	1,580	740	1,170
	7,747,415	1,671,180	739,935	571,725	361,410	518,490
	464	500	443	362	488	443
静岡	94	66		28		
	55,861	41,580		14,281		
	594	630		510		
三重	2,558		40	310	150	100
	1,438,185		22,470	170,940	87,885	58,800
	562		562	551	586	588
福岡	80	80				
	41,370	41,370				
	517	517				
冷めぬけ	10,392	732	933	709	1,371	1,451
合計	12,629,760	907,536	977,062	1,010,131	1,773,136	1,695,867
平均単価	1,215	1,240	1,047	1,425	1,293	1,169
福島	1,613	216	132	84	120	216
	1,600,242	212,436	130,662	82,782	118,440	212,688
	992	984	990	986	987	985
宮城	8,779	516	801	625	1,251	1,235
	11,029,518	695,100	846,400	927,349	1,654,696	1,483,179
	1,256	1,347	1,057	1,484	1,323	1,201
冷きす	7,214	360	390	281	638	708
合計	6,254,452	338,205	344,715	265,146	600,285	663,705
平均単価	867	939	884	944	941	937
宮城	90					
	70,875					
	788					
茨城	3,492	235	250	200	195	105
	2,884,556	235,830	228,585	197,631	196,350	109,095
	826	1,004	914	988	1,007	1,039
千葉	1,565	5			335	495
	1,478,295	4,620			316,470	467,460
	945	924			945	944
東京	1,408		86	10	6	
	1,306,541		72,450	8,925	4,725	
	928		842	893	788	

上段：数量=kg
 单位 中断：金額=円
 下段：単価=円

9月	10月	11月	12月	1月	2月	3月
3,382	4,763	5,048	11,115	3,990	3,346	4,094
4,615,515	6,707,982	6,947,239	16,174,700	5,611,335	4,533,745	5,581,727
1,365	1,408	1,376	1,455	1,406	1,355	1,363
1,085	1,287	1,628	2,387	1,674	889	1,098
1,580,693	1,921,619	2,375,505	3,728,310	2,702,894	1,407,501	1,771,388
1,457	1,493	1,459	1,562	1,615	1,583	1,613
697	873	1,176	1,375	1,592	1,674	1,536
657,605	918,725	1,229,922	1,541,277	1,780,372	1,944,870	1,598,043
943	1,052	1,046	1,121	1,118	1,162	1,040
						15
						15,750
						1,050
1,600	2,535	1,246	6,288	632	783	1,445
2,377,217	3,762,618	1,868,917	9,341,961	989,949	1,181,374	2,196,546
1,486	1,484	1,500	1,486	1,566	1,509	1,520
	68	998	1,065	92		
	105,020	1,472,895	1,563,152	138,120		
	1,544	1,476	1,468	1,501		
1,080	1,396	1,815	1,344	1,210	1,411	2,176
502,005	757,985	896,679	797,790	581,070	662,130	1,125,338
465	543	494	594	480	469	517
	64	7	14		21	6
	55,913	6,699	13,440		5,040	5,985
	874	957	960		240	998
30	30	60	30			
60,480	47,145	85,050	60,480			
2,016	1,572	1,418	2,016			
1,050	1,302	1,700	1,120	910	850	1,280
441,525	654,927	784,770	623,175	414,645	358,995	606,638
421	503	462	556	456	422	474
		48	180	300	540	890
		20,160	100,695	166,425	298,095	512,715
		420	559	555	552	576
308	765	763	1,858	510	640	352
451,836	899,561	880,845	2,336,670	625,380	618,745	452,991
1,467	1,176	1,154	1,258	1,226	967	1,287
24	108	96	221	96	198	102
23,436	107,730	95,760	224,700	95,130	195,237	101,241
977	998	998	1,017	991	986	993
284	657	667	1,637	414	442	250
428,400	791,831	785,085	2,111,970	530,250	423,508	351,750
1,508	1,205	1,177	1,290	1,281	958	1,407
612	690	596	724	507	952	756
563,535	622,046	562,800	632,940	456,330	557,781	646,964
921	902	944	874	900	586	856
		18	54	18		
		14,175	42,525	14,175		
		788	788	788		
70	153	130	225	323	917	689
64,260	120,120	126,315	197,925	287,280	533,526	587,639
918	785	972	880	889	582	853
350	110	165	20	60		25
328,335	103,740	155,820	18,900	56,700		26,250
938	943	944	945	945		1,050
150	391	246	365	100	12	42
136,920	368,261	232,785	345,450	94,500	9,450	33,075
913	942	946	946	945	788	788

冷凍魚

品目別・出荷地	計	4月	5月	6月	7月	8月
冷きす 神奈川	659 514,185 780	120 97,755 815	54 43,680 809	71 58,590 825	102 82,740 811	108 87,150 807
冷にしん 合計 平均単価	18,153 4,360,858 240	3,944 925,493 235	1,793 454,927 254	1,182 291,370 247	1,426 373,750 262	345 115,072 334
福島	3,906 1,185,210 303	385 145,005 377	760 231,222 304	195 72,660 373	380 141,645 373	240 90,300 376
青森	5,263 1,090,174 207	700 143,325 205	700 147,000 210	490 103,341 211	700 147,000 210	35 7,865 225
宮城	2,332 541,962 232		70 15,362 219		35 8,160 233	35 8,454 242
東京	6,652 1,543,512 232	2,859 637,163 223	263 61,343 233	497 115,369 232	311 76,945 247	35 8,453 242
冷ほっけ 合計 平均単価	1,566,207 435,393,474 278	164,693 44,790,895 272	111,828 32,233,582 288	167,275 46,858,397 280	207,633 53,713,410 259	180,992 43,870,654 242
福島	68,155 35,018,886 514	12,069 5,410,776 448	9,935 4,811,379 484	8,132 3,914,700 481	4,801 2,895,165 603	3,532 1,883,981 533
北海道	275 59,510 216					
青森	15 2,363 158					
宮城	1,385,049 373,055,701 269	130,074 34,914,889 268	90,917 25,218,375 277	157,509 42,625,860 271	202,744 50,770,785 250	176,972 41,898,053 237
茨城	111,723 26,824,061 240	22,550 4,465,230 198	10,886 2,157,208 198	1,626 312,377 192		480 83,160 173
東京	523 303,576 580		90 46,620 518	8 5,460 683	88 47,460 539	8 5,460 683
新潟	467 129,377 277					
冷いか 合計 平均単価	495,340 177,266,333 358	47,980 17,503,540 365	46,440 16,145,750 348	46,692 15,993,110 343	69,825 19,920,805 285	60,294 18,534,431 307
福島	62,392 29,307,687 470	10,033 3,372,309 336	7,085 2,773,579 391	6,224 2,917,375 469	8,123 3,392,567 418	4,716 2,398,326 509
北海道	9,818 14,755,581 1,503	2,104 1,576,453 749	1,055 1,665,311 1,578	1,148 1,752,051 1,526	886 1,578,150 1,781	863 1,590,330 1,843
青森	139,568 53,389,963 383	25,589 7,612,254 297	6,653 2,840,698 427	8,222 3,567,710 434	11,465 4,871,267 425	7,950 3,586,135 451
岩手	2,469 447,852 181			2,469 447,852 181		
宮城	5,023 3,719,928 741	661 1,061,745 1,606	1,539 1,152,471 749	379 159,758 422	417 177,996 427	521 227,315 436
茨城	16,332 8,082,148 495	1,873 879,879 470	4,362 1,719,589 394	1,769 901,914 510	1,268 673,571 531	885 496,966 562
埼玉	20 8,400 420	20 8,400 420				

上段：数量=kg
 单位 中断：金額=円
 下段：単価=円

9月	10月	11月	12月	1月	2月	3月
42	36	37	60	6	23	
34,020	29,925	33,705	28,140	3,675	14,805	
810	831	911	469	613	644	
747	797	2,208	322	1,563	1,813	2,013
215,649	223,210	476,543	68,670	393,803	331,454	490,917
289	280	216	213	252	183	244
265	250	165	260	155	627	224
99,855	94,080	50,925	49,140	56,700	60,480	93,198
377	376	309	189	366	96	416
350	385	1,883		20		
73,500	81,953	380,730		5,460		
210	213	202		273		
18	6	21	12	1,232	896	7
7,560	2,520	5,219	3,780	284,886	204,404	1,617
420	420	249	315	231	228	231
114	156	139	50	156	290	1,782
34,734	44,657	39,669	15,750	46,757	66,570	396,102
305	286	285	315	300	230	222
152,972	80,959	68,047	104,834	131,790	139,071	56,113
45,155,652	22,145,108	19,806,378	28,350,798	37,526,006	39,995,738	20,946,856
295	274	291	270	285	288	373
3,058	3,959	6,581	5,053	2,433	2,856	5,746
2,022,905	2,097,944	3,061,594	3,023,247	1,397,107	1,551,246	2,948,842
662	530	465	598	574	543	513
				265	10	
				58,722	788	
				222	79	
				15		
				2,363		
				158		
148,521	75,876	61,466	99,691	93,846	97,082	50,351
42,796,337	19,735,843	16,744,784	25,274,736	26,871,934	28,217,851	17,986,254
288	260	272	254	286	291	357
1,393	597			35,185	39,006	
336,410	150,444			9,162,070	10,157,162	
242	252			260	260	
	60		90	46	117	16
	31,500		52,815	33,810	68,691	11,760
	525		587	735	587	735
	467					
	129,377					
	277					
18,622	47,275	17,481	70,754	13,303	21,625	35,049
9,391,552	14,066,842	9,353,128	25,709,700	6,792,083	9,772,779	14,082,613
504	298	535	363	511	452	402
2,408	1,862	1,598	2,186	3,604	5,141	9,412
1,661,888	1,355,330	1,299,764	1,882,829	1,851,376	2,430,427	3,971,917
690	728	813	861	514	473	422
548	490	520	732	390	480	602
993,090	880,740	925,260	1,269,828	696,570	744,240	1,083,558
1,812	1,797	1,779	1,735	1,786	1,551	1,800
9,255	7,618	8,229	30,305	6,223	8,425	9,634
3,395,458	2,849,978	3,277,239	11,914,123	2,303,209	3,335,653	3,836,239
367	374	398	393	370	396	398
86	248	670	178	39	9	276
82,530	146,895	287,700	161,910	28,140	14,490	218,978
960	592	429	910	722	1,610	793
834	795	943	966	1,097	860	680
461,449	466,306	533,579	490,035	575,348	481,257	402,255
553	587	566	507	524	560	592

冷凍魚

品目別・出荷地	計	4月	5月	6月	7月	8月
冷いか	253,394	7,215	25,570	26,085	47,108	44,788
東京	56,102,844	2,077,845	5,666,922	5,527,368	8,170,219	9,153,229
	221	288	222	212	173	204
新潟	2,244	165	96	96	148	141
	4,223,205	326,655	180,180	167,832	303,660	295,155
	1,882	1,980	1,877	1,748	2,052	2,093
沖縄	4,080	320	80	300	410	430
	7,228,725	588,000	147,000	551,250	753,375	786,975
	1,772	1,838	1,838	1,838	1,838	1,830
冷たこ	87,653	473	6,455	12,358	11,252	2,174
合計	79,755,281	300,904	4,226,737	12,584,630	11,393,950	2,108,495
平均単価	910	636	655	1,018	1,013	970
福島	454	97	32			93
	530,845	109,594	36,383			107,069
	1,169	1,130	1,137			1,151
青森	268	268				
	112,560	112,560				
	420	420				
宮城	90			53		
	201,600			131,040		
	2,240			2,472		
茨城	6,399		4,353	1,489		
	2,807,425		1,949,158	646,063		
	439		448	434		
千葉	520	60	20	50	60	50
	436,800	50,400	16,800	42,000	50,400	42,000
	840	840	840	840	840	840
東京	79,856	36	2,038	10,762	11,192	2,031
	75,523,461	17,010	2,213,056	11,751,667	11,343,550	1,959,426
	946	473	1,086	1,092	1,014	965
新潟	66	12	12	4		
	142,590	11,340	11,340	13,860		
	2,160	945	945	3,465		
冷えび	293,433	26,638	22,797	20,694	21,698	23,679
合計	401,363,168	36,049,595	31,946,743	27,830,765	29,119,019	33,238,697
平均単価	1,368	1,353	1,401	1,345	1,342	1,404
福島	12,331	650	748	783	841	1,033
	32,348,655	2,059,617	2,247,864	1,932,759	2,097,511	3,000,321
	2,623	3,169	3,005	2,468	2,494	2,904
北海道	6,596	1,278	824	1,212	707	643
	8,874,488	1,757,088	1,016,485	1,262,944	733,802	729,700
	1,345	1,375	1,234	1,042	1,038	1,135
青森	0		8	70	-78	
	0		17,325	51,975	-69,300	
	0		2,166	743	888	
宮城	125,771	9,643	10,020	8,472	9,544	9,515
	155,149,126	11,560,569	12,380,278	10,509,536	12,017,048	11,808,637
	1,234	1,199	1,236	1,241	1,259	1,241
茨城	6,456	1,644	612	1,140	907	438
	8,217,714	1,991,430	776,160	1,463,994	1,208,970	619,290
	1,273	1,211	1,268	1,284	1,333	1,414
千葉	84	6	30		16	2
	254,205	22,260	109,095		56,280	7,350
	3,026	3,710	3,637		3,518	3,675
東京	98,043	9,306	7,248	6,025	6,626	8,373
	135,868,369	13,798,462	10,856,941	8,600,321	8,964,105	12,255,075
	1,386	1,483	1,498	1,427	1,353	1,464
神奈川	3,479	262	485	406	344	424
	7,114,044	573,720	1,012,704	843,570	721,560	838,740
	2,045	2,190	2,088	2,078	2,098	1,978
岐阜	18,750	1,806	1,445	1,390	1,590	1,533
	17,635,540	1,627,240	1,373,715	1,282,365	1,565,970	1,512,525
	941	901	951	923	985	987
愛知	4,338	680	408	275	350	310
	2,836,680	422,100	263,130	180,075	217,770	287,322
	654	621	645	655	622	927

上段：数量=kg
 单位 中断：金額=円
 下段：単価=円

9月	10月	11月	12月	1月	2月	3月
4,898	35,781	4,973	35,226	1,608	6,144	13,998
1,723,281	7,471,628	2,018,541	8,002,170	748,180	1,770,871	3,772,590
352	209	406	227	465	288	270
243	251	228	331	112	256	177
430,731	473,340	423,045	631,680	196,560	465,066	329,301
1,773	1,886	1,855	1,908	1,755	1,817	1,860
350	230	320	830	230	310	270
643,125	422,625	588,000	1,357,125	392,700	530,775	467,775
1,838	1,838	1,838	1,635	1,707	1,712	1,733
13,905	6,231	15,645	9,050	64	194	9,852
13,639,927	5,428,795	13,964,554	9,465,322	115,500	321,891	6,204,576
981	871	893	1,046	1,805	1,659	630
	71		70		61	30
	85,491		87,150		73,658	31,500
	1,204		1,245		1,208	1,050
			27			10
			65,310			5,250
			2,419			525
557						
212,204						
381						
40	20	40	60	40	40	40
33,600	16,800	33,600	50,400	33,600	33,600	33,600
840	840	840	840	840	840	840
13,308	6,122	15,605	8,893	16	81	9,772
13,394,123	5,309,494	13,930,954	9,262,462	35,700	171,793	6,134,226
1,006	867	893	1,042	2,231	2,121	628
	18			8	12	
	17,010			46,200	42,840	
	945			5,775	3,570	
20,299	21,776	24,803	40,772	22,252	19,828	28,197
27,332,737	30,173,304	37,607,348	63,416,282	27,254,228	24,232,624	33,161,826
1,347	1,386	1,516	1,555	1,225	1,222	1,176
664	1,433	858	2,876	745	499	1,201
1,997,302	2,961,504	2,569,054	7,768,513	1,982,149	1,256,897	2,475,164
3,008	2,067	2,994	2,701	2,661	2,519	2,061
283	67	161	310	130	390	591
498,279	162,226	404,208	813,120	340,463	485,051	671,122
1,761	2,421	2,511	2,623	2,619	1,244	1,136
9,799	8,403	9,987	18,257	10,761	9,111	12,259
12,950,302	9,933,050	13,542,676	24,035,515	12,213,121	10,703,289	13,495,105
1,322	1,182	1,356	1,317	1,135	1,175	1,101
66	77	11		157	119	1,285
133,875	176,085	22,995		161,784	120,855	1,542,276
2,028	2,287	2,090		1,030	1,016	1,200
			30			
			59,220			
			1,974			
6,807	8,730	9,118	12,299	7,811	7,028	8,672
8,504,258	12,503,296	13,244,426	19,458,420	9,046,150	8,452,384	10,184,531
1,249	1,432	1,453	1,582	1,158	1,203	1,174
178	210	172	420	60	240	278
316,680	334,110	479,850	948,990	100,170	391,860	552,090
1,779	1,591	2,790	2,260	1,670	1,633	1,986
1,420	1,358	1,433	1,960	1,498	1,356	1,961
1,341,270	1,213,800	1,448,160	1,912,365	1,369,515	1,279,320	1,709,295
945	894	1,011	976	914	943	872
260	290	260	645	270	280	310
151,410	177,135	156,660	455,658	160,860	171,570	192,990
582	611	603	706	596	613	623

冷凍魚

品目別・出荷地	計	4月	5月	6月	7月	8月
冷えび	15,812	1,197	885	675	791	1,088
三重	30,178,398	1,935,045	1,723,702	1,475,292	1,487,997	1,906,338
	1,909	1,617	1,948	2,186	1,881	1,752
兵庫	1,743	156	84	226	60	320
	2,858,649	293,664	169,344	209,034	117,306	273,399
	1,640	1,882	2,016	925	1,955	854
和歌山	30	10		20		
	27,300	8,400		18,900		
	910	840		945		
冷きんき	64,925	2,308	4,697	2,153	7,630	5,015
合計	61,803,197	2,000,264	4,063,742	2,048,433	6,743,019	4,246,110
平均単価	952	867	865	951	884	847
福島	846	27	140	194		47
	1,014,647	35,438	269,566	164,105		49,350
	1,199	1,313	1,925	846		1,050
青森	800					
	2,359,350					
	2,949					
宮城	59,641	1,038	4,468	1,695	7,555	4,941
	55,161,038	956,394	3,702,575	1,662,568	6,650,723	4,161,321
	925	921	829	981	880	842
東京	3,638	1,243	89	264	75	27
	3,268,162	1,008,432	91,601	221,760	92,296	35,439
	898	811	1,029	840	1,231	1,313
冷メルルーサ	2,030	120	200	270	210	180
合計	1,367,678	83,580	139,335	184,590	142,590	120,120
平均単価	674	697	697	684	679	667
宮城	1,840	80	110	220	210	180
	1,231,808	54,600	75,075	148,890	142,590	120,120
	669	683	683	677	679	667
東京	160	10	90	50		
	114,765	7,875	64,260	35,700		
	717	788	714	714		
福岡	30	30				
	21,105	21,105				
	704	704				
冷くじら	146					
合計	653,704					
平均単価	4,477					
宮城	38					
	96,469					
	2,539					
東京	108					
	557,235					
	5,160					
冷かに	175,732	8,886	10,271	10,327	11,479	12,278
合計	322,102,796	16,837,690	17,929,353	18,063,517	20,577,690	23,459,274
平均単価	1,833	1,895	1,746	1,749	1,793	1,911
福島	818	29	18	24		27
	1,678,751	92,132	69,099	46,066		92,132
	2,052	3,177	3,839	1,919		3,412
北海道	34,687	1,104	647	759	991	1,263
	60,678,873	2,757,632	1,582,980	2,364,758	1,265,453	2,381,562
	1,749	2,498	2,447	3,116	1,277	1,886
青森	1,239		18	12	17	40
	2,899,659		37,800	104,328	61,320	175,140
	2,340		2,100	8,694	3,607	4,379
宮城	30,204	2,053	2,144	2,237	1,197	1,849
	73,332,838	5,286,704	5,093,299	4,833,731	3,028,875	4,765,115
	2,428	2,575	2,376	2,161	2,530	2,577
茨城	20,094	857	938	980	1,875	2,163
	34,635,433	1,527,855	1,559,880	1,510,484	3,055,719	3,511,943
	1,724	1,783	1,663	1,541	1,630	1,624
千葉	3,491	28	144	36	166	553
	7,640,784	115,290	313,320	60,323	340,727	1,473,885
	2,189	4,118	2,176	1,676	2,053	2,665

上段：数量=kg
 单位 中断：金額=円
 下段：単価=円

9月	10月	11月	12月	1月	2月	3月
721	1,120	2,687	3,746	745	606	1,551
1,218,861	2,435,810	5,632,816	7,485,774	1,719,270	1,030,323	2,127,170
1,691	2,175	2,096	1,998	2,308	1,700	1,371
101	88	116	229	75	199	89
220,500	276,288	106,503	478,707	160,746	341,075	212,083
2,183	3,140	918	2,090	2,143	1,714	2,383
7,017	3,524	5,490	13,138	3,748	4,496	5,709
5,586,524	3,836,764	5,393,895	14,676,788	2,997,639	3,579,230	6,630,789
796	1,089	982	1,117	800	796	1,161
34	12	10	262	120		
43,407	15,624	30,450	312,207	94,500		
1,277	1,302	3,045	1,192	788		
	180	185	435			
	512,400	562,275	1,284,675			
	2,847	3,039	2,953			
6,281	3,147	5,111	11,958	3,612	4,126	5,709
4,716,240	3,148,489	4,638,157	12,635,441	2,891,715	3,366,626	6,630,789
751	1,000	907	1,057	801	816	1,161
702	185	184	483	16	370	
826,877	160,251	163,013	444,465	11,424	212,604	
1,178	866	886	920	714	575	
120	140	140	165	135	210	140
81,900	95,550	95,550	112,245	90,038	133,350	88,830
683	683	683	680	667	635	635
120	140	140	165	135	210	130
81,900	95,550	95,550	112,245	90,038	133,350	81,900
683	683	683	680	667	635	630
						10
						6,930
						693
10	12	15	43	13	33	20
63,000	75,600	77,175	172,069	63,735	107,625	94,500
6,300	6,300	5,145	4,002	4,903	3,261	4,725
			13		25	
			28,219		68,250	
			2,171		2,730	
10	12	15	30	13	8	20
63,000	75,600	77,175	143,850	63,735	39,375	94,500
6,300	6,300	5,145	4,795	4,903	4,922	4,725
9,904	10,392	16,409	58,367	8,686	7,054	11,679
18,643,050	17,750,393	27,443,777	112,472,647	15,366,043	11,701,740	21,857,622
1,882	1,708	1,672	1,927	1,769	1,659	1,872
29	72	8	198	267	78	68
54,991	237,128	11,760	313,711	447,497	177,466	136,769
1,896	3,293	1,470	1,584	1,676	2,275	2,011
680	1,057	3,826	15,536	1,310	2,386	5,128
1,081,986	1,763,165	6,674,751	25,478,475	2,088,534	3,370,241	9,869,336
1,591	1,668	1,745	1,640	1,594	1,413	1,925
4	8	20	1,084	22	13	1
34,020	66,780	89,460	2,254,140	51,576	22,470	2,625
8,505	8,348	4,473	2,079	2,344	1,728	2,625
1,225	1,587	1,629	11,695	2,394	922	1,272
3,038,325	4,126,410	3,856,763	28,713,072	5,259,954	2,332,815	2,997,775
2,480	2,600	2,368	2,455	2,197	2,530	2,357
735	1,602	2,084	6,634	580	558	1,088
1,132,303	2,654,249	3,422,844	12,008,327	1,187,760	1,046,956	2,017,113
1,541	1,657	1,642	1,810	2,048	1,876	1,854
31	119	312	1,540	186	83	293
64,050	268,801	671,056	3,272,328	416,010	170,814	474,180
2,066	2,259	2,151	2,125	2,237	2,058	1,618

冷凍魚

品目別・出荷地	計	4月	5月	6月	7月	8月
冷かに	66,690	3,195	4,513	4,305	5,634	5,609
東京	105,751,950	4,623,471	5,862,215	5,956,101	9,973,001	9,463,339
	1,586	1,447	1,299	1,384	1,770	1,687
神奈川	267	36		29		43
	632,100	75,600		60,480		90,090
	2,367	2,100		2,086		2,095
福井	25					
	37,275					
	1,491					
三重	3,373	58	843	275	321	32
	8,115,372	148,019	1,978,294	674,862	788,661	76,440
	2,406	2,552	2,347	2,454	2,457	2,389
大阪	6,850	1,440	935	1,590	920	160
	9,338,166	1,979,672	1,269,191	2,203,429	1,269,976	214,200
	1,363	1,375	1,357	1,386	1,380	1,339
鳥取	1,871	24	12	16	12	
	5,010,957	90,825	37,170	103,320	31,500	
	2,678	3,784	3,098	6,458	2,625	
福岡	2,304		5	18	184	211
	3,987,639		13,650	49,140	458,168	588,945
	1,731		2,730	2,730	2,490	2,791
長崎	3,819	62	54	46	162	328
	8,362,999	140,490	112,455	96,495	304,290	626,483
	2,190	2,266	2,083	2,098	1,878	1,910
冷かつお 合計 平均単価	175,268	22,252	17,198	9,100	7,951	9,305
	163,728,891	19,467,501	12,930,356	5,609,584	4,634,681	7,305,735
	934	875	752	616	583	785
福島	23,394	1,880	3,694	3,384	3,245	2,260
	8,051,500	611,294	848,285	824,419	735,697	541,384
	344	325	230	244	227	240
宮城	98,405	12,641	8,832	4,984	4,139	6,358
	96,668,070	12,028,165	8,072,406	4,244,993	3,451,863	5,988,499
	982	952	914	852	834	942
茨城	1,938	105	175	396	288	210
	950,032	64,659	101,316	158,133	137,343	121,279
	490	616	579	399	477	578
東京	4,080	2,580	1,500			
	1,749,300	1,100,190	649,110			
	429	426	433			
静岡	47,451	5,046	2,997	336	279	477
	56,309,989	5,663,193	3,259,239	382,039	309,778	654,573
	1,187	1,122	1,088	1,137	1,110	1,372
冷あゆ 合計 平均単価	630	40	50	30	60	70
	1,069,950	51,975	86,625	54,600	101,850	119,175
	1,698	1,299	1,733	1,820	1,698	1,703
宮城	90		40	30	20	
	160,650		69,300	54,600	36,750	
	1,785		1,733	1,820	1,838	
東京	540	40	10		40	70
	909,300	51,975	17,325		65,100	119,175
	1,684	1,299	1,733		1,628	1,703
冷ほたて 合計 平均単価	124,239	11,562	10,207	8,896	9,321	11,838
	132,633,884	12,261,515	10,867,480	9,653,144	8,720,220	12,554,701
	1,068	1,061	1,065	1,085	936	1,061
福島	152	12	90	50		
	154,476	53,676	57,750	43,050		
	1,016	4,473	642	861		
北海道	7,740	510	720	390	660	1,650
	6,119,463	429,975	597,450	305,718	526,050	1,167,600
	791	843	830	784	797	708
青森	18,442	2,440	2,192	950	980	620
	24,144,195	3,482,115	3,111,570	1,341,953	1,317,719	880,604
	1,309	1,427	1,420	1,413	1,345	1,420
宮城	21,108	3,905	2,129	2,600	1,068	2,961
	22,124,831	2,917,278	1,650,054	2,902,200	1,256,483	3,819,270
	1,048	747	775	1,116	1,176	1,290

上段：数量=kg
 单位 中断：金額=円
 下段：単価=円

9月	10月	11月	12月	1月	2月	3月
4,898	5,365	7,947	17,126	3,155	2,524	2,419
7,734,067	7,353,905	11,768,803	31,571,542	4,679,911	3,785,036	2,980,559
1,579	1,371	1,481	1,843	1,483	1,500	1,232
		12	127	20		
		25,263	378,567	2,100		
		2,105	2,981	105		
5	20					
7,875	29,400					
1,575	1,470					
1,653						191
3,920,427						528,669
2,372						2,768
170	230	350	220	485	300	50
267,491	387,455	432,674	266,964	587,213	391,650	68,251
1,573	1,685	1,236	1,213	1,211	1,306	1,365
2	56		754	166	80	749
5,880	139,860		1,904,280	457,800	205,317	2,035,005
2,940	2,498		2,526	2,758	2,566	2,717
233	227	66	1,325			35
657,090	637,350	131,040	1,410,518			41,738
2,820	2,808	1,985	1,065			1,193
239	49	155	2,128	101	110	385
644,545	85,890	359,363	4,900,723	187,688	198,975	705,602
2,697	1,753	2,318	2,303	1,858	1,809	1,833
5,937	7,461	18,449	24,960	20,395	15,073	17,187
5,728,963	7,802,012	19,956,155	27,222,115	21,916,650	14,927,929	16,227,210
965	1,046	1,082	1,091	1,075	990	944
327	267	943	1,049	977	2,233	3,135
257,959	215,752	461,155	517,461	573,909	980,547	1,483,638
789	808	489	493	587	439	473
4,830	5,935	12,202	11,530	10,436	8,049	8,469
4,631,079	6,210,453	12,755,418	11,957,624	10,707,635	8,237,592	8,382,343
959	1,046	1,045	1,037	1,026	1,023	990
174	314	216	60			
69,303	138,604	124,744	34,651			
398	441	578	578			
606	945	5,088	12,321	8,982	4,791	5,583
770,622	1,237,203	6,614,838	14,712,379	10,635,106	5,709,790	6,361,229
1,272	1,309	1,300	1,194	1,184	1,192	1,139
100	70	80	50	30	20	30
174,300	126,525	133,875	84,525	50,925	33,600	51,975
1,743	1,808	1,673	1,691	1,698	1,680	1,733
100	70	80	50	30	20	30
174,300	126,525	133,875	84,525	50,925	33,600	51,975
1,743	1,808	1,673	1,691	1,698	1,680	1,733
10,917	10,018	9,524	13,347	9,597	8,618	10,394
12,518,312	10,892,701	10,002,112	15,099,582	9,707,619	9,025,958	11,330,540
1,147	1,087	1,050	1,131	1,012	1,047	1,090
1,030	490	390	810	450	320	320
799,785	410,550	332,535	692,055	311,220	271,740	274,785
776	838	853	854	692	849	859
1,080	1,580	1,830	3,040	2,470	580	680
1,698,459	2,496,165	2,334,570	4,225,725	2,199,435	384,825	671,055
1,573	1,580	1,276	1,390	890	663	987
2,015	840	1,130	1,540	630	740	1,550
2,910,149	976,395	1,097,251	1,363,954	527,994	686,753	2,017,050
1,444	1,162	971	886	838	928	1,301

冷凍魚

品目別・出荷地	計	4月	5月	6月	7月	8月
冷ほたて	228					
山形	466,830					
	2,048					
群馬	10,580	990	770	1,490	500	760
	16,103,823	1,604,088	1,335,811	1,667,526	818,790	1,227,450
	1,522	1,620	1,735	1,119	1,638	1,615
東京	65,959	3,705	4,306	3,406	6,113	5,847
	63,428,916	3,774,383	4,114,845	3,362,247	4,801,178	5,459,777
	962	1,019	956	987	785	934
京都	30			10		
	91,350			30,450		
	3,045			3,045		
冷食品	180,047	15,221	15,234	14,051	21,336	23,332
合計	221,089,381	18,637,966	21,114,699	19,526,993	43,608,141	16,867,129
平均単価	1,228	1,224	1,386	1,390	2,044	723
福島	6,634	587	386	472	596	813
	10,482,616	552,026	394,760	399,418	1,868,142	671,850
	1,580	940	1,023	846	3,134	826
北海道	1,406	60	85	65	70	50
	2,263,170	20,160	28,980	21,840	23,520	16,800
	1,610	336	341	336	336	336
青森	379	60	10			131
	813,447	113,925	17,325			186,396
	2,146	1,899	1,733			1,423
岩手	238	40	18	20	20	20
	565,257	95,550	11,382	47,775	54,075	50,925
	2,375	2,389	632	2,389	2,704	2,546
宮城	71,847	6,946	7,593	6,884	7,019	6,127
	63,504,554	5,552,084	9,793,928	5,946,235	7,183,187	4,890,820
	884	799	1,290	864	1,023	798
茨城	15,651	1,170	1,789	755	1,226	3,195
	13,096,105	981,855	1,424,000	624,855	1,109,430	2,327,462
	837	839	796	828	905	728
埼玉	1,140	45	315	30	45	45
	662,760	52,920	52,920	35,280	52,920	52,920
	581	1,176	168	1,176	1,176	1,176
千葉	1,455				350	140
	1,048,016				210,945	84,378
	720				603	603
東京	57,069	4,906	3,768	3,889	8,482	4,019
	98,067,841	9,803,696	7,633,281	8,467,535	22,576,525	7,060,973
	1,718	1,998	2,026	2,177	2,662	1,757
神奈川	221	55	50	35	36	20
	445,200	115,500	105,000	73,500	71,400	42,000
	2,014	2,100	2,100	2,100	1,983	2,100
新潟	1,201	71	73	120	51	28
	1,467,247	90,174	57,557	141,955	45,948	28,035
	1,222	1,270	788	1,183	901	1,001
岐阜	81	2	15			14
	41,266	0	13,020			14,270
	509	0	868			1,019
静岡	3,989	61	127	627	2,074	85
	17,330,220	289,275	536,025	2,759,722	9,076,119	340,200
	4,345	4,742	4,221	4,401	4,376	4,002
愛知	0	0				
	16,800	16,800				
	0	0				
三重	2,613	366	264	302	86	246
	881,307	126,252	89,523	122,409	23,667	76,734
	337	345	339	405	275	312
大阪	3,774	336	358	252	402	330
	6,347,510	384,707	677,544	414,855	658,613	555,135
	1,682	1,145	1,893	1,646	1,638	1,682
兵庫	36			1	10	
	82,320			0	23,520	
	2,287			0	2,352	

単位 上段：数量=kg
 中断：金額=円
 下段：単価=円

9月	10月	11月	12月	1月	2月	3月
			36		132	60
			73,710		270,270	122,850
			2,048		2,048	2,048
600	820	1,210	1,210	770	200	1,260
990,255	1,351,088	2,037,210	2,048,340	1,278,900	349,650	1,394,715
1,650	1,648	1,684	1,693	1,661	1,748	1,107
6,192	6,278	4,964	6,711	5,267	6,646	6,524
6,119,664	5,628,053	4,200,546	6,695,798	5,359,620	7,062,720	6,850,085
988	896	846	998	1,018	1,063	1,050
	10			10		
	30,450			30,450		
	3,045			3,045		
12,969	11,356	12,737	13,289	13,159	13,125	14,238
15,561,267	11,592,466	16,529,230	14,485,428	13,942,316	13,753,490	15,470,256
1,200	1,021	1,298	1,090	1,060	1,048	1,087
854	479	447	504	651	361	484
781,915	410,446	3,540,711	396,265	688,287	314,307	464,489
916	857	7,921	786	1,057	871	960
116	44	70	206	365	230	45
59,010	23,100	110,880	666,960	880,320	396,480	15,120
509	525	1,584	3,238	2,412	1,724	336
50	45	15	6	12	22	28
139,797	123,009	33,285	19,971	39,942	73,227	66,570
2,796	2,734	2,219	3,329	3,329	3,329	2,378
20	20	20	20	20	20	
50,925	50,925	50,925	50,925	50,925	50,925	
2,546	2,546	2,546	2,546	2,546	2,546	
5,234	5,816	5,693	6,921	4,812	4,497	4,305
4,658,245	4,264,381	4,545,623	5,884,788	3,902,469	3,769,694	3,113,100
890	733	798	850	811	838	723
1,106	618	1,139	1,072	1,093	1,029	1,459
869,190	497,700	1,097,817	1,169,175	918,225	891,282	1,185,114
786	805	964	1,091	840	866	812
60	150	315	15	45	30	45
83,160	83,160	62,370	20,790	62,370	41,580	62,370
1,386	554	198	1,386	1,386	1,386	1,386
50	192	150	130	133	170	140
30,135	144,449	134,295	103,047	129,927	113,820	97,020
603	752	895	793	977	670	693
3,570	2,666	3,855	3,714	5,025	6,149	7,026
5,007,674	4,153,852	5,320,689	5,187,289	6,156,064	7,206,235	9,494,028
1,403	1,558	1,380	1,397	1,225	1,172	1,351
10	5	5			5	
8,400	8,400	10,500			10,500	
840	1,680	2,100			2,100	
148	88	75	80	211	106	150
168,336	109,385	131,065	106,655	253,397	162,036	172,704
1,137	1,243	1,748	1,333	1,201	1,529	1,151
9				16	15	10
6,416				7,560	0	0
713				473	0	0
516	101	111	63	53	52	119
2,324,714	363,035	520,595	261,665	227,753	231,741	399,376
4,505	3,594	4,690	4,153	4,297	4,457	3,356
224	241	238	138	208	148	152
74,928	94,878	75,852	42,714	64,008	44,730	45,612
335	394	319	310	308	302	300
540	500	374	222	194	176	90
944,370	894,781	642,444	392,809	337,629	291,218	153,405
1,749	1,790	1,718	1,769	1,740	1,655	1,705
5	5		5		10	
11,760	11,760		11,760		23,520	
2,352	2,352		2,352		2,352	

冷凍魚

品目別・出荷地	計	4月	5月	6月	7月	8月
冷食品	8,859	321	227	270	275	7,525
和歌山	1,276,557	218,295	142,674	201,516	260,862	131,670
	144	680	629	746	949	17
	1,426		9	156	305	320
鳥取	1,112,364		8,148	151,956	177,156	203,364
	780		905	974	581	636
	270	75	60	55	50	30
島根	249,045	69,179	55,342	50,732	46,120	27,672
	922	922	922	922	922	922
	36					
山口	112,140					
	3,115					
	1,721	120	87	118	239	194
香川	1,223,639	155,568	73,290	67,410	145,992	105,525
	711	1,296	842	571	611	544
	1					
沖縄	0					
	0					
冷ブローラー	6,586	706	402	467	604	709
合計	4,880,538	483,043	254,667	304,038	419,276	497,868
平均単価	741	684	634	651	694	702
	20					20
福島	11,655					11,655
	583					583
	5,215	445	312	301	535	659
宮城	4,010,465	321,552	205,506	228,312	385,361	473,193
	769	723	659	759	720	718
	1,321	261	70	166	69	30
東京	831,748	161,491	33,831	75,726	33,915	13,020
	630	619	483	456	492	434
	20		20			
新潟	15,330		15,330			
	767		767			
	10					
三重	11,340					
	1,134					
冷カラスフィーレ	80			50	30	
合計	78,855			49,875	28,980	
平均単価	986			998	966	
	80			50	30	
宮城	78,855			49,875	28,980	
	986			998	966	
その他冷貝類	46,131	3,035	2,989	3,557	3,587	3,579
合計	71,846,580	4,438,535	5,334,685	6,528,882	5,712,422	7,128,601
平均単価	1,557	1,462	1,785	1,836	1,593	1,992
	2,303	64	205	247	172	388
福島	8,859,064	286,272	830,529	976,752	583,842	1,578,864
	3,847	4,473	4,051	3,954	3,394	4,069
	1,098	185	231	106	25	45
青森	2,700,688	361,200	514,500	216,143	66,150	138,075
	2,460	1,952	2,227	2,039	2,646	3,068
	22,918	1,320	1,061	2,148	2,122	1,410
宮城	30,872,074	1,685,477	1,717,905	3,489,465	2,954,597	2,414,214
	1,347	1,277	1,619	1,625	1,392	1,712
	2		1		1	
千葉	6,300		4,200		2,100	
	3,150		4,200		2,100	
	18,922	1,352	1,451	1,024	1,221	1,684
東京	28,515,324	1,983,996	2,231,851	1,806,622	2,059,008	2,915,443
	1,507	1,467	1,538	1,764	1,686	1,731
	96	24		12	6	6
神奈川	176,400	44,100		22,050	11,025	11,025
	1,838	1,838		1,838	1,838	1,838
	100					
新潟	55,650					
	557					

冷凍魚

品目別・出荷地	計	4月	5月	6月	7月	8月
その他冷貝類	36	30				6
山梨	59,220	23,940				35,280
	1,645	798				5,880
広島	640	60	40	20	40	40
	572,250	53,550	35,700	17,850	35,700	35,700
	894	893	893	893	893	893
長崎	16					
	29,610					
	1,851					
その他冷凍 合計	321,297	26,275	22,323	22,093	28,552	20,033
平均単価	321,764,794	27,258,290	23,158,438	23,458,378	33,915,866	28,991,047
	1,001	1,037	1,037	1,062	1,188	1,447
福島	57,002	5,752	3,529	3,849	4,098	4,146
	57,106,432	6,837,768	3,343,390	4,809,285	5,436,389	3,525,643
	1,002	1,189	947	1,249	1,327	850
北海道	5,007	630	448	248	550	923
	6,789,804	893,655	1,180,368	516,180	548,205	560,595
	1,356	1,419	2,635	2,081	997	607
青森	63,842	87	65	3,784		163
	27,612,652	32,999	22,155	1,520,142		106,113
	433	379	341	402		651
岩手	1,956	118	126	96	112	80
	1,395,492	80,682	92,064	66,822	80,682	63,840
	713	684	731	696	720	798
宮城	48,173	5,670	3,317	3,908	5,095	2,855
	44,208,176	4,588,657	2,223,786	3,078,123	5,160,856	2,940,904
	918	809	670	788	1,013	1,030
茨城	11,527	1,908	1,041	2,346	2,291	594
	5,334,923	1,023,173	693,004	833,733	759,894	267,798
	463	536	666	355	332	451
千葉	8,524	50	2,875	1,030	2,530	700
	3,867,045	15,225	1,226,820	420,105	1,060,710	294,000
	454	305	427	408	419	420
東京	112,345	11,216	10,244	6,186	13,421	10,084
	161,414,629	11,397,402	13,537,187	11,345,743	20,038,958	20,529,223
	1,437	1,016	1,321	1,834	1,493	2,036
神奈川	374	324				30
	1,741,131	1,671,516				47,250
	4,655	5,159				1,575
静岡	2,017	195	182	145	304	292
	4,001,286	509,922	474,054	516,810	724,017	515,485
	1,984	2,615	2,605	3,564	2,382	1,765
愛知	450		90			
	216,090		45,360			
	480		504			
三重	1,837	293	315	440	130	124
	1,129,632	164,241	214,095	268,905	78,750	64,806
	615	561	680	611	606	523
兵庫	84	12	36			
	107,100	12,600	32,130			
	1,275	1,050	893			
島根	162	10	20	21	11	30
	333,060	21,000	42,525	44,730	23,205	64,050
	2,056	2,100	2,126	2,130	2,110	2,135
山口	18					
	75,600					
	4,200					
香川	176					
	364,896					
	2,073					
福岡	270	10	20	40		
	276,150	9,450	18,900	37,800		
	1,023	945	945	945		
佐賀	750					
	371,157					
	495					

上段：数量=kg
 单位 中断：金額=円
 下段：単価=円

9月	10月	11月	12月	1月	2月	3月
40	60	80	100	40	80	40
35,700	53,550	71,400	90,300	35,700	71,400	35,700
893	893	893	903	893	893	893
			16			
			29,610			
			1,851			
13,056	18,151	51,260	49,640	21,711	23,525	24,678
16,851,930	20,519,571	37,213,098	44,710,898	18,949,071	21,467,589	25,270,618
1,291	1,130	726	901	873	913	1,024
3,309	3,323	4,962	8,220	4,111	7,661	4,042
3,241,941	4,020,408	4,756,126	8,233,226	3,883,207	5,173,190	3,845,859
980	1,210	959	1,002	945	675	951
80	80	1,284	244	132	264	124
283,815	36,960	836,409	513,450	277,452	881,895	260,820
3,548	462	651	2,104	2,102	3,341	2,103
166	3,044	24,940	19,235	6,389	5,579	390
69,720	1,292,104	10,495,699	8,600,936	2,758,941	2,447,878	265,965
420	424	421	447	432	439	682
128	100	116	104	840	96	40
109,368	79,800	86,604	82,026	551,040	70,644	31,920
854	798	747	789	656	736	798
1,876	2,914	4,912	7,816	2,630	2,727	4,453
2,142,257	2,737,719	4,434,642	7,539,195	2,348,661	2,019,549	4,993,827
1,142	940	903	965	893	741	1,121
1,141	764	960	195	41	25	221
533,703	400,197	480,144	188,916	49,623	35,963	68,775
468	524	500	969	1,210	1,439	311
	1,329					10
	837,270					12,915
	630					1,292
6,035	5,625	7,900	13,350	6,908	6,473	14,903
10,022,818	10,322,930	11,850,226	19,050,073	8,498,267	9,633,745	15,188,057
1,661	1,835	1,500	1,427	1,230	1,488	1,019
						20
						22,365
						1,118
211	272	148	44	114	71	39
337,428	346,878	184,968	58,716	142,874	120,078	70,056
1,599	1,275	1,250	1,334	1,253	1,691	1,796
		360				
		170,730				
		474				
80	130		60	145	20	100
47,880	72,555		40,950	95,550	13,650	68,250
599	558		683	659	683	683
		12	24			
		16,380	45,990			
		1,365	1,916			
30		10		20	10	
63,000		21,000		34,650	18,900	
2,100		2,100		1,733	1,890	
			18			
			75,600			
			4,200			
						176
						364,896
						2,073
		70	100		30	
		73,500	105,000		31,500	
		1,050	1,050		1,050	
				170	420	160
				91,035	203,209	76,913
				536	484	481

冷凍魚

品目別・出荷地	計	4月	5月	6月	7月	8月
その他冷凍	6,783		15		10	12
長崎	5,419,539		12,600		4,200	11,340
	799		840		420	945
冷凍めばち	127,357	16,848	15,003	9,143	7,743	10,054
合計	189,531,716	20,973,476	19,072,905	14,290,540	12,462,346	16,939,791
平均単価	1,488	1,245	1,271	1,563	1,609	1,685
福島	20,378	1,640	2,603	1,385	1,480	2,094
	35,377,966	3,091,138	3,344,791	2,554,357	2,737,823	3,888,456
	1,736	1,885	1,285	1,844	1,850	1,857
宮城	24,134	3,759	3,833	2,306	1,695	2,077
	34,172,914	3,963,148	3,955,410	3,420,658	2,432,474	3,138,989
	1,416	1,054	1,032	1,483	1,435	1,511
群馬	174					
	395,833					
	2,275					
千葉	805	162	163	147	124	113
	1,513,136	256,126	303,631	252,580	255,179	240,623
	1,880	1,581	1,863	1,718	2,058	2,129
東京	12,539	2,377	983	883	661	598
	18,747,208	2,457,862	1,365,684	1,515,311	1,126,844	1,166,943
	1,495	1,034	1,389	1,716	1,705	1,951
神奈川	14,368	2,514	2,396	1,548	889	1,514
	20,848,309	2,998,947	3,084,606	2,027,026	1,310,232	2,512,933
	1,451	1,193	1,287	1,309	1,474	1,660
静岡	54,959	6,396	5,025	2,874	2,894	3,658
	78,476,350	8,206,255	7,018,783	4,520,608	4,599,794	5,991,847
	1,428	1,283	1,397	1,573	1,589	1,638
冷凍きわだ	8,833	8	3	610	360	555
合計	8,612,771	20,081	4,568	597,872	352,802	548,786
平均単価	975	2,510	1,523	980	980	989
福島	8	8				
	20,081	20,081				
	2,510	2,510				
宮城	8,825		3	610	360	555
	8,592,690		4,568	597,872	352,802	548,786
	974		1,523	980	980	989
冷凍かじき類	19,074	2,377	1,610	1,790	1,694	1,342
合計	13,637,416	1,704,558	1,271,506	1,236,808	1,167,024	1,023,442
平均単価	715	717	790	691	689	763
福島	141	24			5	
	142,408	27,674			5,775	
	1,010	1,153			1,155	
宮城	2,251	133	87	44	295	167
	1,514,818	119,989	85,232	35,821	170,889	131,146
	673	902	980	814	579	785
東京	14,940	2,025	1,300	1,590	1,275	1,000
	9,300,901	1,261,050	813,750	996,451	800,100	624,750
	623	623	626	627	628	625
静岡	1,742	195	223	156	119	175
	2,679,289	295,845	372,524	204,536	190,260	267,546
	1,538	1,517	1,671	1,311	1,599	1,529
冷インドまぐろ	207					
合計	113,243					
平均単価	547					
宮城	207					
	113,243					
	547					
冷凍まぐろ類	138,228	9,995	9,913	7,908	13,261	12,272
合計	266,132,160	20,761,170	21,037,852	15,562,908	19,135,811	24,958,849
平均単価	1,925	2,077	2,122	1,968	1,443	2,034
福島	2,301	242	204	172	204	386
	13,296,546	1,518,878	1,353,766	1,063,063	1,333,134	2,058,537
	5,779	6,276	6,636	6,181	6,535	5,333
青森	21					
	201,285					
	9,585					

上段：数量=kg
 单位 中断：金額=円
 下段：単価=円

9月	10月	11月	12月	1月	2月	3月
	570	5,586	230	211	149	
	372,750	3,806,670	176,820	217,771	817,388	
	654	681	769	1,032	5,486	
8,670	11,523	8,523	13,548	7,757	9,653	8,892
13,940,363	16,847,663	13,261,917	21,396,496	13,108,283	13,912,822	13,325,114
1,608	1,462	1,556	1,579	1,690	1,441	1,499
1,591	1,383	1,274	1,653	1,238	2,541	1,496
2,965,183	2,592,259	2,350,641	3,048,726	2,287,896	3,763,199	2,753,497
1,864	1,874	1,845	1,844	1,848	1,481	1,841
1,829	1,417	1,506	1,784	2,023	892	1,013
2,573,139	2,160,234	2,333,614	3,184,984	3,485,014	1,637,548	1,887,702
1,407	1,525	1,550	1,785	1,723	1,836	1,863
			112	48		14
			94,080	269,581		32,172
			840	5,616		2,298
68			7	21		
118,266			21,683	65,048		
1,739			3,098	3,098		
534	788	800	2,403	523	1,122	867
878,254	1,300,818	1,314,575	3,630,091	836,536	1,767,064	1,387,226
1,645	1,651	1,643	1,511	1,599	1,575	1,600
1,264	692	658	2,089	154	469	181
2,003,481	1,225,431	1,111,753	3,436,588	157,015	714,757	265,540
1,585	1,771	1,690	1,645	1,020	1,524	1,467
3,384	7,243	4,285	5,500	3,750	4,629	5,321
5,402,040	9,568,921	6,151,334	7,980,344	6,007,193	6,030,254	6,998,977
1,596	1,321	1,436	1,451	1,602	1,303	1,315
1,815	50	870	1,302	50	1,880	1,330
1,791,829	49,877	874,756	1,281,735	60,900	1,760,955	1,268,610
987	998	1,005	984	1,218	937	954
1,815	50	870	1,302	50	1,880	1,330
1,791,829	49,877	874,756	1,281,735	60,900	1,760,955	1,268,610
987	998	1,005	984	1,218	937	954
1,398	1,309	991	1,462	1,225	1,180	2,696
1,036,249	991,327	773,903	1,009,077	870,261	791,833	1,761,428
741	757	781	690	710	671	653
26	56	20	5		5	
30,608	55,965	13,335	3,276		5,775	
1,177	999	667	655		1,155	
263	127	93	348	77	308	309
184,163	90,532	70,508	207,796	58,380	176,559	183,803
700	713	758	597	758	573	595
1,000	1,000	750	1,000	1,025	750	2,225
630,000	630,000	472,500	630,000	630,525	456,750	1,355,025
630	630	630	630	615	609	609
109	126	128	109	123	117	162
191,478	214,830	217,560	168,005	181,356	152,749	222,600
1,757	1,705	1,700	1,541	1,474	1,306	1,374
					2	205
					5,250	107,993
					2,625	527
					2	205
					5,250	107,993
					2,625	527
9,506	9,120	12,090	15,415	12,742	11,904	14,102
18,972,941	17,833,472	19,461,250	34,953,811	27,146,792	20,624,545	25,682,759
1,996	1,955	1,610	2,268	2,130	1,733	1,821
305			204	345	58	181
1,504,178			406,182	1,824,061	563,178	1,671,569
4,932			1,991	5,287	9,710	9,235
						21
						201,285
						9,585

冷凍魚

品目別・出荷地	計	4月	5月	6月	7月	8月
冷凍まぐろ類	100,403	7,199	7,171	6,133	10,241	9,222
宮城	187,521,472	14,588,952	14,274,841	11,444,013	12,820,023	18,766,014
	1,868	2,027	1,991	1,866	1,252	2,035
山形	42					
	142,910					
	3,403					
東京	664		8		65	35
	2,760,851		39,060		427,991	142,800
	4,158		4,883		6,584	4,080
神奈川	2,830	32	273	30	400	160
	6,010,104	147,967	1,457,015	79,800	673,050	285,600
	2,124	4,624	5,337	2,660	1,683	1,785
静岡	31,967	2,522	2,257	1,573	2,351	2,469
	56,198,992	4,505,373	3,913,170	2,976,032	3,881,613	3,705,898
	1,758	1,786	1,734	1,892	1,651	1,501

上段：数量=kg
 单位 中断：金額=円
 下段：単価=円

9月	10月	11月	12月	1月	2月	3月
7,297	6,936	7,398	10,974	8,930	8,850	10,052
13,098,324	13,348,062	14,259,789	26,901,593	17,889,155	13,896,651	16,234,055
1,795	1,924	1,928	2,451	2,003	1,570	1,615
42						
142,910						
3,403						
92	281	121		62		
561,687	872,593	329,270		387,450		
6,105	3,105	2,721		6,249		
		44	1,241	305	175	170
		135,072	2,220,460	500,472	260,768	249,900
		3,070	1,789	1,641	1,490	1,470
1,770	1,903	4,527	2,996	3,100	2,821	3,678
3,665,842	3,612,817	4,737,119	5,425,576	6,545,654	5,903,948	7,325,950
2,071	1,898	1,046	1,811	2,112	2,093	1,992

塩干、加工品

品目別・出荷地	計	4月	5月	6月	7月	8月
塩さけ	722,287	55,880	60,562	63,325	83,677	77,105
合計	574,854,062	42,927,967	45,180,165	46,529,773	64,949,455	59,037,936
平均単価	796	768	746	735	776	766
福島	16,530 17,325,331 1,048	1,492 1,465,821 982	1,159 1,078,140 930	1,077 1,091,895 1,014	1,077 1,081,815 1,004	1,094 1,055,670 965
北海道	116,676 79,329,293 680	4,297 2,523,929 587	12,440 8,482,323 682	16,008 10,440,069 652	25,215 17,681,677 701	17,159 11,270,336 657
青森	184,305 132,036,194 716	18,778 13,080,513 697	16,736 11,236,164 671	13,532 8,763,636 648	15,891 10,710,882 674	17,786 12,545,505 705
宮城	230,253 209,029,949 908	16,802 14,638,450 871	14,035 12,192,022 869	19,920 16,619,062 834	22,025 20,852,779 947	21,297 18,695,562 878
茨城	6,798 6,585,609 969	542 518,280 956	542 522,312 964	632 618,240 978	656 577,500 880	628 620,676 988
埼玉	75 68,250 910	75 68,250 910				
千葉	107,761 80,533,916 747	7,630 5,400,591 708	6,793 4,766,828 702	7,194 4,989,092 694	12,971 9,134,342 704	11,910 8,767,445 736
東京	52,914 44,796,387 847	6,109 5,068,543 830	8,707 6,817,326 783	4,912 3,951,079 804	3,496 3,123,386 893	7,156 6,026,042 842
新潟	4,704 3,447,109 733	155 163,590 1,055	150 85,050 567	50 56,700 1,134	75 85,050 1,134	75 56,700 756
静岡	2,271 1,702,024 749				2,271 1,702,024 749	
塩ます	42,707	5,312	4,038	3,246	3,923	5,418
合計	32,278,643	3,729,192	2,935,161	2,181,859	2,832,827	3,961,503
平均単価	756	702	727	672	722	731
福島	1,086 831,160 765	90 80,325 893	69 65,625 951	29 30,745 1,060	58 54,075 932	65 48,300 743
北海道	978 485,751 497	208 76,545 368	87 31,185 358	220 110,040 500	413 231,210 560	40 32,256 806
宮城	2,863 2,141,730 748	548 412,431 753	376 327,979 872	397 229,488 578	319 280,928 881	148 98,805 668
千葉	6,326 4,898,880 774	464 337,596 728	512 375,900 734	416 303,744 730	576 421,344 732	1,944 1,422,036 732
東京	31,454 23,921,122 761	4,002 2,822,295 705	2,994 2,134,472 713	2,184 1,507,842 690	2,557 1,845,270 722	3,221 2,360,106 733
塩ほっけ	57,427	7,654	3,428	6,000	4,041	4,643
合計	28,852,112	3,264,395	1,746,752	2,762,871	1,845,824	2,206,064
平均単価	502	426	510	460	457	475
福島	54,797 26,556,906 485	7,334 2,976,170 406	3,008 1,368,227 455	5,650 2,445,771 433	3,921 1,738,724 443	4,403 2,009,189 456
北海道	10 4,106 411					
青森	250 186,900 748					
宮城	2,370 2,104,200 888	320 288,225 901	420 378,525 901	350 317,100 906	120 107,100 893	240 196,875 820

上段：数量=kg
 单位 中断：金額=円
 下段：単価=円

9月	10月	11月	12月	1月	2月	3月
50,725 36,886,350 727	47,669 37,178,053 780	48,484 40,132,508 828	111,552 101,869,807 913	38,610 32,028,448 830	38,506 30,907,500 803	46,192 37,226,100 806
959 916,892 956	1,123 1,096,059 976	1,292 1,445,803 1,119	2,059 2,982,211 1,448	1,344 1,384,344 1,030	1,862 1,751,442 941	1,992 1,975,239 992
12,162 6,469,438 532	6,859 4,018,309 586	5,704 4,162,075 730	11,079 9,938,843 897	1,883 1,248,325 663	2,232 2,072,178 928	1,638 1,021,791 624
14,949 10,391,661 695	13,689 9,882,096 722	12,820 9,754,332 761	20,980 16,089,969 767	14,231 11,299,407 794	11,255 8,436,838 750	13,658 9,845,191 721
9,879 8,988,944 910	14,639 13,445,745 918	15,637 14,624,463 935	54,012 52,795,216 977	10,427 9,219,030 884	13,996 11,698,028 836	17,584 15,260,648 868
376 386,820 1,029	512 494,928 967	672 660,828 983	1,070 1,051,932 983	544 502,236 923	320 299,964 937	304 331,893 1,092
5,794 4,266,431 736	7,930 5,961,230 752	9,039 6,918,511 765	16,884 13,930,102 825	6,963 5,387,162 774	6,337 4,801,201 758	8,316 6,210,981 747
6,506 5,381,114 827	2,817 2,194,636 779	3,130 2,440,811 780	4,778 4,454,264 932	2,573 2,424,032 942	1,279 1,127,391 881	1,451 1,787,763 1,232
100 85,050 851	100 85,050 851	190 125,685 662	690 627,270 909	645 563,912 874	1,225 720,458 588	1,249 792,594 635
2,169 1,633,611 753	3,809 2,945,418 773	6,427 5,282,876 822	3,586 3,044,811 849	879 624,960 711	1,704 1,370,964 805	2,196 1,735,461 790
76 67,200 884	49 34,125 696	92 88,515 962	96 102,690 1,070	225 119,385 531	108 55,860 517	129 84,315 654
	10 4,515 452					
133 85,155 640	170 102,375 602	205 150,675 735	160 152,250 952	190 145,740 767	94 59,577 634	123 96,327 783
144 114,996 799	352 271,488 771	496 387,744 782	610 531,951 872	90 83,895 932	422 368,697 874	300 279,489 932
1,816 1,366,260 752	3,228 2,532,915 785	5,634 4,655,942 826	2,720 2,257,920 830	374 275,940 738	1,080 886,830 821	1,644 1,275,330 776
5,417 2,270,850 419	4,352 1,900,011 437	2,818 1,514,312 537	3,770 2,192,738 582	3,584 2,068,646 577	5,470 3,405,866 623	6,250 3,673,783 588
5,147 2,038,800 396	4,314 1,851,081 429	2,624 1,344,212 512	3,702 2,132,888 576	3,534 2,029,890 574	5,022 3,023,141 602	6,138 3,598,813 586
				10 4,106 411		
	38 48,930 1,288	54 37,800 700	18 12,600 700		68 44,100 649	72 43,470 604
270 232,050 859		140 132,300 945	50 47,250 945	40 34,650 866	380 338,625 891	40 31,500 788

塩干、加工品

品目別・出荷地	計	4月	5月	6月	7月	8月
筋子	68,204	5,237	5,968	5,663	7,081	7,963
合計	215,927,838	14,100,251	17,373,594	16,831,743	22,214,351	24,960,181
平均単価	3,166	2,692	2,911	2,972	3,137	3,135
北海道	3,942	121	758	1,226	596	279
	9,608,928	196,308	2,566,998	3,121,083	1,379,175	497,154
	2,438	1,622	3,387	2,546	2,314	1,782
青森	24,726	1,348	1,381	1,538	1,447	3,181
	86,647,654	4,753,350	4,885,125	5,591,933	5,113,806	10,909,920
	3,504	3,526	3,537	3,636	3,534	3,430
岩手	130		65	55		
	260,916		121,800	103,425		
	2,007		1,874	1,880		
宮城	8,768	104	34	278	1,715	1,499
	30,850,456	275,783	82,341	1,128,351	6,096,615	5,097,771
	3,519	2,652	2,422	4,059	3,555	3,401
秋田	4,852	270	340	102	210	1,197
	15,746,955	849,450	1,181,250	420,630	812,175	3,731,070
	3,245	3,146	3,474	4,124	3,868	3,117
東京	24,746	3,094	3,360	2,464	2,483	1,727
	70,337,028	7,466,235	8,480,955	6,466,321	7,188,229	4,486,966
	2,842	2,413	2,524	2,624	2,895	2,598
新潟	1,040	300	30		630	80
	2,475,901	559,125	55,125		1,624,351	237,300
	2,381	1,864	1,838		2,578	2,966
いくら	32,891	2,431	2,956	2,208	2,687	3,993
合計	145,374,073	9,502,291	11,218,275	8,811,098	11,348,191	16,608,828
平均単価	4,420	3,909	3,795	3,991	4,223	4,159
福島	510					
	1,713,600					
	3,360					
北海道	7,816	693	783	249	125	91
	33,906,729	2,598,499	2,832,072	1,070,855	689,840	458,536
	4,338	3,750	3,617	4,301	5,519	5,039
青森	2,262	330	380	230	190	270
	9,156,315	1,198,575	1,382,850	855,750	787,500	1,134,000
	4,048	3,632	3,639	3,721	4,145	4,200
岩手	1,532	144	197	139	137	329
	8,191,460	716,688	977,508	694,764	682,668	1,617,084
	5,347	4,977	4,962	4,998	4,983	4,915
宮城	1,399	126	32	40	86	400
	6,904,785	540,750	140,700	170,520	369,968	1,709,925
	4,936	4,292	4,397	4,263	4,302	4,275
埼玉	140	140				
	450,975	450,975				
	3,221	3,221				
東京	19,220	998	1,564	1,550	2,149	2,903
	85,001,069	3,996,804	5,885,145	6,019,209	8,818,215	11,689,283
	4,423	4,005	3,763	3,883	4,103	4,027
新潟	12					
	49,140					
	4,095					
助子	113,373	12,554	9,633	9,792	11,219	11,508
合計	270,878,158	27,373,975	21,426,144	21,322,496	27,153,389	27,836,211
平均単価	2,389	2,180	2,224	2,178	2,420	2,419
福島	29	3				
	48,726	19,641				
	1,680	6,547				
北海道	7,013	338	278	218	647	522
	18,309,199	815,010	721,140	529,200	1,799,070	1,297,800
	2,611	2,411	2,594	2,428	2,781	2,486
青森	541	72	36	72	36	18
	853,692	92,988	61,992	77,490	61,992	30,996
	1,578	1,292	1,722	1,076	1,722	1,722
宮城	14,769	1,267	1,248	1,440	1,674	1,489
	31,194,057	2,901,120	2,496,382	3,015,394	3,564,754	3,269,910
	2,112	2,290	2,000	2,094	2,129	2,196

上段：数量=kg
 单位 中断：金額=円
 下段：単価=円

9月	10月	11月	12月	1月	2月	3月
4,595	4,780	4,445	11,583	2,856	3,431	4,602
14,507,010	14,982,556	15,177,368	39,349,252	9,816,036	11,293,492	15,322,004
3,157	3,134	3,414	3,397	3,437	3,292	3,329
128	249	77	186	80	113	129
179,760	472,500	147,630	394,800	134,400	230,160	288,960
1,404	1,898	1,917	2,123	1,680	2,037	2,240
1,638	1,489	1,881	5,335	1,457	2,041	1,990
5,785,290	5,239,711	6,723,293	18,389,087	5,478,486	6,734,602	7,043,051
3,532	3,519	3,574	3,447	3,760	3,300	3,539
						10
						35,691
						3,569
1,412	1,355	780	1,080	60	66	385
4,612,755	4,762,065	2,838,360	3,972,413	258,300	272,790	1,452,912
3,267	3,514	3,639	3,678	4,305	4,133	3,774
440	801	530	702	160	50	50
1,342,950	2,337,195	1,686,300	2,437,260	519,750	207,900	221,025
3,052	2,918	3,182	3,472	3,248	4,158	4,421
977	886	1,177	4,280	1,099	1,161	2,038
2,586,255	2,171,085	3,781,785	14,155,692	3,425,100	3,848,040	6,280,365
2,647	2,450	3,213	3,307	3,117	3,314	3,082
2,616	2,783	2,548	5,097	2,189	1,198	2,185
10,681,630	12,453,289	12,018,916	26,103,689	10,295,145	5,883,759	10,448,962
4,083	4,475	4,717	5,121	4,703	4,911	4,782
		250	230	20		10
		835,800	770,700	67,200		39,900
		3,343	3,351	3,360		3,990
514	1,232	791	1,207	1,124	185	822
2,062,663	5,295,690	3,483,760	6,215,344	4,838,400	820,365	3,540,705
4,013	4,298	4,404	5,149	4,305	4,434	4,307
130	150	110	192	60	110	110
546,000	630,000	462,000	929,040	252,000	483,000	495,600
4,200	4,200	4,200	4,839	4,200	4,391	4,505
125	143	76	118	60	23	41
621,432	720,038	463,533	818,265	422,100	166,320	291,060
4,971	5,035	6,099	6,934	7,035	7,231	7,099
30	50	248	229	5	29	124
129,990	221,550	1,223,917	1,458,135	30,870	183,960	724,500
4,333	4,431	4,935	6,367	6,174	6,343	5,843
1,817	1,208	1,073	3,121	908	851	1,078
7,321,545	5,586,011	5,549,906	15,912,205	4,635,435	4,230,114	5,357,197
4,029	4,624	5,172	5,098	5,105	4,971	4,970
				12		
				49,140		
				4,095		
6,716	7,024	8,043	15,125	6,702	6,802	8,255
17,098,228	17,544,547	20,763,407	38,859,595	15,937,854	16,376,624	19,185,688
2,546	2,498	2,582	2,569	2,378	2,408	2,324
4					22	
25,620					3,465	
6,405					158	
534	370	681	1,905	398	567	555
1,343,895	937,230	1,779,015	5,081,819	1,046,038	1,513,944	1,445,038
2,517	2,533	2,612	2,668	2,628	2,670	2,604
63	36	73	36	18	18	63
108,486	61,992	125,286	61,992	30,996	30,996	108,486
1,722	1,722	1,716	1,722	1,722	1,722	1,722
1,040	1,093	1,044	1,686	792	962	1,034
2,295,594	2,019,423	2,656,395	3,248,595	1,700,895	1,989,015	2,036,580
2,207	1,848	2,544	1,927	2,148	2,068	1,970

塩干、加工品

品目別・出荷地	計	4月	5月	6月	7月	8月
助子	114	78	36			
埼玉	191,520	131,040	60,480			
	1,680	1,680	1,680			
東京	46,676	6,509	4,350	4,440	4,752	4,850
	95,929,934	12,593,785	8,393,921	8,533,749	9,654,561	10,497,207
	2,055	1,935	1,930	1,922	2,032	2,164
大阪	1,931					310
	3,325,560					541,800
	1,722					1,748
山口	799	72	89	57	67	79
	2,657,587	218,822	280,878	215,674	238,774	251,268
	3,326	3,039	3,156	3,784	3,564	3,181
福岡	40,197	4,215	3,584	3,546	3,855	3,995
	114,833,583	10,601,569	9,392,451	8,900,379	11,320,368	11,272,920
	2,857	2,515	2,621	2,510	2,937	2,822
佐賀	1,304		12	19	188	245
	3,534,300		18,900	50,610	513,870	674,310
	2,710		1,575	2,664	2,733	2,752
数の子 合計 平均単価	31,616	466	421	803	556	536
	68,823,611	853,939	901,593	1,199,657	1,185,303	1,040,739
	2,177	1,832	2,142	1,494	2,132	1,942
福島	1,236					
	2,972,330					
	2,405					
北海道	6,146	42	52	457	200	167
	14,352,226	76,561	185,913	523,331	488,292	326,550
	2,335	1,823	3,575	1,145	2,441	1,955
青森	11,388	282	252	246	222	210
	22,366,245	509,292	484,596	490,770	432,306	418,950
	1,964	1,806	1,923	1,995	1,947	1,995
宮城	6,716	5	8	13		13
	14,622,387	6,930	13,860	20,790		15,960
	2,177	1,386	1,733	1,599		1,228
東京	5,403	104	84	58	116	124
	12,940,649	175,980	153,720	92,190	219,345	224,847
	2,395	1,692	1,830	1,589	1,891	1,813
神奈川	214	33	25	29	18	22
	538,776	85,176	63,504	72,576	45,360	54,432
	2,518	2,581	2,540	2,503	2,520	2,474
新潟	513					
	1,030,998					
	2,010					
丸干いわし 合計 平均単価	92,635	5,922	4,900	5,566	4,166	3,363
	48,156,217	3,170,915	2,846,854	3,045,165	2,424,693	1,914,498
	520	535	581	547	582	569
福島	4,201	592	531	385	354	282
	4,103,320	559,209	521,766	376,068	331,737	266,490
	977	945	983	977	937	945
宮城	111	2	2	2	2	14
	325,997	18,824	18,824	13,805	13,200	34,321
	2,937	9,412	9,412	6,903	6,600	2,452
秋田	515					
	395,010					
	767					
茨城	2,595	356	97	160	117	47
	1,291,752	102,270	35,763	78,645	70,098	16,485
	498	287	369	492	599	351
千葉	78,936	4,629	4,055	4,669	3,474	2,859
	38,373,761	2,250,854	2,091,077	2,329,519	1,832,292	1,479,686
	486	486	516	499	527	518
東京	4,007	141	35	30	28	15
	2,040,885	97,902	52,920	44,058	37,800	22,680
	509	694	1,512	1,469	1,350	1,512
愛知	8					
	16,318					
	2,040					

上段：数量=kg
 单位 中断：金額=円
 下段：単価=円

9月	10月	11月	12月	1月	2月	3月
2,220	2,177	2,538	4,431	3,518	2,920	3,971
4,855,872	4,752,846	5,484,486	9,548,627	7,550,382	6,080,298	7,984,200
2,187	2,183	2,161	2,155	2,146	2,082	2,011
331	280	170	310	210	70	250
584,430	487,200	290,850	527,730	359,520	114,660	419,370
1,766	1,740	1,711	1,702	1,712	1,638	1,677
32	73	128	95	30	48	29
95,813	251,218	439,746	352,228	73,500	131,776	107,890
2,994	3,441	3,436	3,708	2,450	2,745	3,720
2,246	2,879	3,339	6,389	1,736	2,078	2,335
7,133,948	8,714,493	9,783,509	19,329,224	5,176,523	6,176,995	7,031,204
3,176	3,027	2,930	3,025	2,982	2,973	3,011
246	116	70	273		117	18
654,570	320,145	204,120	709,380		335,475	52,920
2,661	2,760	2,916	2,598		2,867	2,940
856	566	2,582	22,762	748	569	751
1,617,714	1,029,315	5,694,162	51,505,096	1,338,036	1,055,702	1,402,355
1,890	1,819	2,205	2,263	1,789	1,855	1,867
		169	1,067			
		409,973	2,562,357			
		2,426	2,401			
493	61	666	3,677	75	27	229
923,685	142,233	1,597,765	9,472,134	86,562	61,047	468,153
1,874	2,332	2,399	2,576	1,154	2,261	2,044
240	312	840	7,830	456	246	252
453,096	527,940	1,627,038	15,582,027	846,720	490,770	502,740
1,888	1,692	1,937	1,990	1,857	1,995	1,995
5	30	320	6,148	124	5	45
6,930	48,720	836,199	13,534,923	110,775	6,930	20,370
1,386	1,624	2,613	2,202	893	1,386	453
96	138	524	3,721	93	237	108
179,571	246,918	1,078,602	9,650,478	293,979	407,652	217,367
1,871	1,789	2,058	2,594	3,161	1,720	2,013
22	25	18	22			
54,432	63,504	45,360	54,432			
2,474	2,540	2,520	2,474			
		45	297		54	117
		99,225	648,745		89,303	193,725
		2,205	2,184		1,654	1,656
3,212	4,588	5,295	5,934	24,419	18,714	6,556
1,726,086	2,484,216	2,936,617	3,077,793	12,401,938	8,882,466	3,244,976
537	541	555	519	508	475	495
221	194	222	282	462	389	287
205,317	183,813	219,240	295,470	472,941	379,167	292,102
929	947	988	1,048	1,024	975	1,018
4	4	4	2	3	3	69
33,935	29,224	32,049	18,853	27,336	23,566	62,060
8,484	7,306	8,012	9,427	9,112	7,855	899
					515	
					395,010	
					767	
	80	108	70	790	679	91
	61,047	25,200	21,042	521,556	305,928	53,718
	763	233	301	660	451	590
2,795	3,980	4,748	5,508	20,553	15,790	5,876
1,376,836	1,967,201	2,491,240	2,687,838	10,195,823	6,993,899	2,677,496
493	494	525	488	496	443	456
		12		2,429	1,144	173
		5,355		990,612	664,734	124,824
		446		408	581	722
				8		
				16,318		
				2,040		

塩干、加工品

品目別・出荷地	計	4月	5月	6月	7月	8月
丸干いわし 三重	52 67,704 1,302					
和歌山	7 19,950 2,850				7 19,950 2,850	
山口	493 470,459 954	70 60,586 866	36 37,800 1,050	20 21,000 1,050	16 16,800 1,050	14 14,700 1,050
福岡	1,692 1,009,796 597	132 81,270 616	144 88,704 616	300 182,070 607	168 102,816 612	132 80,136 607
大分	18 41,265 2,293					
開干あじ 合計 平均単価	125,089 108,348,429 866	13,252 9,641,988 728	11,634 10,070,376 866	11,960 14,130,556 1,181	10,789 9,211,898 854	10,637 8,373,799 787
福島	17,270 19,339,605 1,120	1,489 1,192,635 801	1,644 2,250,221 1,369	1,689 4,558,148 2,699	668 569,500 853	912 811,986 890
茨城	13,768 9,860,243 716	986 681,089 691	1,331 715,166 537	1,486 1,034,985 696	1,409 1,025,185 728	953 715,074 750
千葉	332 443,040 1,334	15 20,979 1,399		8 18,333 2,292	55 75,789 1,378	20 27,972 1,399
東京	1,898 994,555 524	575 321,593 559	393 232,239 591	185 86,624 468	155 91,518 590	132 81,439 617
神奈川	15,216 11,012,194 724	1,616 1,180,053 730	1,420 1,043,595 735	1,618 1,171,905 724	1,703 1,229,550 722	1,608 1,164,408 724
静岡	76,597 66,679,472 871	8,571 6,245,639 729	6,846 5,829,155 851	6,974 7,260,561 1,041	6,799 6,220,356 915	7,012 5,572,920 795
大分	8 19,320 2,415					
開干さんま 合計 平均単価	126,004 64,048,265 508	13,199 6,325,437 479	11,596 5,719,413 493	11,764 6,019,642 512	12,687 6,586,851 519	10,512 5,222,322 497
福島	114,520 58,156,781 508	12,150 5,788,414 476	10,754 5,300,799 493	10,837 5,569,885 514	11,101 5,712,957 515	9,336 4,731,573 507
北海道	1,149 667,343 581				376 282,723 752	272 80,220 295
宮城	8,608 3,581,865 416	808 331,485 410	692 284,340 411	804 328,545 409	1,068 444,675 416	836 347,655 416
茨城	1,727 1,642,276 951	241 205,538 853	150 134,274 895	123 121,212 985	142 146,496 1,032	68 62,874 925
丸干さんま 合計 平均単価	20,497 12,790,214 624	2,458 1,139,370 464	2,829 1,041,459 368	1,597 940,713 589	1,786 1,386,392 776	1,459 2,110,003 1,446
福島	20,168 12,555,559 623	2,394 1,087,920 454	2,819 1,036,209 368	1,592 929,373 584	1,786 1,386,392 776	1,449 2,101,078 1,450
北海道	314 214,390 683	64 51,450 804	10 5,250 525			
岩手	5 11,340 2,268			5 11,340 2,268		

単位 上段：数量=kg
 中斷：金額=円
 下段：単価=円

9月	10月	11月	12月	1月	2月	3月
				52		
				67,704		
				1,302		
	150	75	6	86	20	
	137,343	68,434	5,513	88,858	19,425	
	916	912	919	1,033	971	
192	180	114	60	36	174	60
109,998	105,588	68,009	34,902	20,790	100,737	34,776
573	587	597	582	578	579	580
		12	6			
		27,090	14,175			
		2,258	2,363			
8,780	9,762	10,274	11,899	7,249	8,543	10,310
7,390,409	8,117,758	8,815,297	9,872,696	6,014,547	7,521,429	9,187,676
842	832	858	830	830	880	891
886	1,491	2,199	2,238	1,848	1,162	1,044
701,967	1,230,763	2,122,407	2,188,434	1,627,979	1,074,210	1,011,355
792	825	965	978	881	924	969
1,210	966	1,141	992	987	1,184	1,123
776,774	696,719	884,338	854,209	746,579	871,795	858,330
642	721	775	861	756	736	764
5	10	15	132	72		
6,993	16,023	24,224	237,607	15,120		
1,399	1,602	1,615	1,800	210		
123	149	10	21	116	23	16
33,982	64,949	3,713	3,822	51,660	13,776	9,240
276	436	371	182	445	599	578
902	941	865	877	822	1,072	1,772
658,665	688,380	628,740	620,340	582,351	774,039	1,270,168
730	732	727	707	708	722	717
5,654	6,205	6,044	7,639	3,404	5,094	6,355
5,212,028	5,420,924	5,151,875	5,968,284	2,990,858	4,768,289	6,038,583
922	874	852	781	879	936	950
					8	
					19,320	
					2,415	
7,640	6,219	7,536	9,737	9,503	11,997	13,614
3,959,325	3,301,121	4,043,096	5,429,011	4,923,594	5,963,510	6,554,943
518	531	537	558	518	497	481
5,836	5,210	6,967	9,076	8,963	11,319	12,971
3,107,456	2,820,630	3,692,665	4,988,709	4,635,574	5,577,390	6,230,729
532	541	530	550	517	493	480
379	22	16	7		35	42
233,260	14,112	10,080	1,512		22,680	22,756
615	641	630	216		648	542
1,384	900	336	380	436	448	516
580,335	377,055	140,175	159,600	183,120	188,160	216,720
419	419	417	420	420	420	420
41	87	217	274	104	195	85
38,274	89,324	200,176	279,190	104,900	175,280	84,738
934	1,027	922	1,019	1,009	899	997
1,132	853	982	1,836	3,302	1,140	1,123
575,919	456,398	575,658	1,602,906	1,670,471	637,756	653,169
509	535	586	873	506	559	582
1,132	853	982	1,836	3,117	1,085	1,123
575,919	456,398	575,658	1,602,906	1,548,061	602,476	653,169
509	535	586	873	497	555	582
				185	55	
				122,410	35,280	
				662	641	

塩干、加工品

品目別・出荷地	計	4月	5月	6月	7月	8月
丸干さんま	10					10
宮城	8,925					8,925
	893					893
開干ほっけ	135,353	12,940	11,785	10,214	11,710	10,126
合計	135,182,896	11,016,298	10,561,420	10,542,266	14,940,943	9,181,861
平均単価	999	851	896	1,032	1,276	907
福島	41,091	3,374	3,115	2,611	4,913	2,898
	44,241,168	3,175,320	2,637,402	3,250,025	8,034,001	2,498,111
	1,077	941	847	1,245	1,635	862
北海道	55		55			
	97,104		97,104			
	1,766		1,766			
青森	303					
	138,810					
	458					
宮城	1,989	420	360	100	145	159
	1,802,829	379,680	324,030	92,400	131,880	127,008
	906	904	900	924	910	799
茨城	68,692	7,658	6,647	5,540	4,381	5,161
	55,028,379	5,431,249	5,128,372	4,543,929	3,662,325	3,629,808
	801	709	772	820	836	703
千葉	19,833	1,288	1,378	1,723	2,021	1,728
	29,612,560	1,757,889	2,065,938	2,353,008	2,781,105	2,681,990
	1,493	1,365	1,499	1,366	1,376	1,552
東京	497		25			
	446,261		34,650			
	898		1,386			
富山	2,875	200	205	240	250	180
	3,794,049	272,160	273,924	302,904	331,632	244,944
	1,320	1,361	1,336	1,262	1,327	1,361
静岡	18					
	21,736					
	1,208					
開干きちじ	10,298	888	447	1,014	905	1,084
合計	20,563,963	1,657,151	991,970	1,652,591	1,765,896	2,269,172
平均単価	1,997	1,866	2,219	1,630	1,951	2,093
福島	6,101	601	361	429	501	641
	14,380,309	1,234,442	836,370	924,254	1,156,150	1,730,999
	2,357	2,054	2,317	2,154	2,308	2,700
宮城	4,110	287	86	564	404	443
	6,050,304	422,709	155,600	695,787	609,746	538,173
	1,472	1,473	1,809	1,234	1,509	1,215
茨城	87			21		
	133,350			32,550		
	1,533			1,550		
開干さば	22,213	2,783	2,322	1,724	1,291	1,079
合計	20,800,466	2,203,709	2,089,688	1,690,648	1,408,389	1,193,105
平均単価	936	792	900	981	1,091	1,106
福島	10,032	1,200	903	702	523	254
	8,954,186	874,314	816,817	654,014	512,937	270,879
	893	729	905	932	981	1,066
宮城	40		40			
	33,600		33,600			
	840		840			
茨城	3,094	699	491	189	172	126
	2,235,218	490,403	294,376	126,242	141,594	91,298
	722	702	600	668	823	725
千葉	537	25	100	53	33	20
	576,749	55,650	150,066	96,180	71,946	44,856
	1,074	2,226	1,501	1,815	2,180	2,243
東京	414		46			48
	95,462		20,433			21,000
	231		444			438
神奈川	4					
	5,040					
	1,260					

上段：数量=kg
 单位 中断：金額=円
 下段：単価=円

9月	10月	11月	12月	1月	2月	3月
8,941	11,325	11,550	13,196	9,602	11,950	12,014
7,608,806	14,522,806	11,022,116	12,661,587	9,451,401	11,590,092	12,083,300
851	1,282	954	960	984	970	1,006
2,648	3,644	3,469	3,886	3,240	3,592	3,701
2,091,347	7,581,232	2,905,145	3,321,778	2,726,882	2,935,765	3,084,160
790	2,080	837	855	842	817	833
18	40			45	30	170
10,710	23,100			15,750	15,750	73,500
595	578			350	525	432
125	70	115	138	97	120	140
113,400	64,470	104,160	128,730	96,831	110,880	129,360
907	921	906	933	998	924	924
4,562	5,893	6,073	6,584	4,485	6,353	5,355
3,207,245	4,440,576	5,152,113	5,325,339	3,924,469	5,652,487	4,930,467
703	754	848	809	875	890	921
1,423	1,326	1,680	2,388	1,600	1,565	1,713
2,029,612	1,964,364	2,573,606	3,613,580	2,503,761	2,480,578	2,807,129
1,426	1,481	1,532	1,513	1,565	1,585	1,639
	22					450
	13,608					398,003
	619					884
165	330	195	200	135	290	485
156,492	435,456	265,356	272,160	183,708	394,632	660,681
948	1,320	1,361	1,361	1,361	1,361	1,362
		18				
		21,736				
		1,208				
416	455	645	2,714	522	613	595
926,997	921,492	1,320,914	5,204,999	1,072,505	1,569,756	1,210,520
2,228	2,025	2,048	1,918	2,055	2,561	2,034
262	320	351	1,501	344	326	464
608,330	739,411	844,947	3,396,123	851,500	1,052,822	1,004,961
2,322	2,311	2,407	2,263	2,475	3,230	2,166
154	135	294	1,147	178	287	131
318,667	182,081	475,967	1,708,076	221,005	516,934	205,559
2,069	1,349	1,619	1,489	1,242	1,801	1,569
			66			
			100,800			
			1,527			
956	1,393	2,139	2,151	1,813	1,860	2,702
1,027,489	1,395,090	2,007,962	2,106,438	1,942,589	1,777,054	1,958,305
1,075	1,002	939	979	1,071	955	725
209	550	1,272	1,246	975	1,026	1,172
226,360	509,981	1,080,424	1,122,520	1,005,051	898,854	982,035
1,083	927	849	901	1,031	876	838
71	195	277	301	109	176	288
64,155	140,805	234,606	280,460	98,378	129,836	143,065
904	722	847	932	903	738	497
5	20	5				276
11,550	45,281	11,550				89,670
2,310	2,264	2,310				325
96						224
31,920						22,109
333						99
			4			
			5,040			
			1,260			

塩干、加工品

品目別・出荷地	計	4月	5月	6月	7月	8月
開干さば	8,088	859	742	780	563	631
静岡	8,894,163	783,342	774,396	814,212	681,912	765,072
	1,100	912	1,044	1,044	1,211	1,212
大分	4 6,048 1,512					
身欠にしん	45,757	9,745	10,045	3,168	1,949	1,731
合計	32,612,460	6,982,312	7,368,416	2,398,715	1,425,687	1,215,783
平均単価	713	717	734	757	731	702
福島	25 42,316 1,693		13 21,158 1,628	12 21,158 1,763		
北海道	45,695 32,549,766 712	9,745 6,982,312 717	10,032 7,347,258 732	3,156 2,377,557 753	1,925 1,418,077 737	1,731 1,215,783 702
東京	37 20,378 551				24 7,610 317	
煮干	99,203	9,444	8,076	8,364	7,877	8,019
合計	146,168,617	14,061,414	12,841,817	13,041,867	12,497,358	11,407,145
平均単価	1,473	1,489	1,590	1,559	1,587	1,423
福島	1,067 2,670,251 2,503	501 1,040,257 2,076	70 209,601 2,994	31 121,590 3,922	205 542,840 2,648	70 204,750 2,925
青森	723 671,073 928	8 10,080 1,260	123 108,838 885	188 170,940 909	211 191,646 908	136 121,800 896
宮城	2,487 10,038,775 4,036	315 810,126 2,572	173 646,208 3,735	138 619,057 4,486	379 811,491 2,141	223 825,982 3,704
秋田	3 11,813 3,938					
茨城	27,318 39,620,127 1,450	860 2,083,069 2,422	1,439 2,323,189 1,614	1,811 2,693,424 1,487	1,439 2,475,411 1,720	1,641 2,473,511 1,507
埼玉	100 71,505 715	100 71,505 715				
千葉	19,143 28,098,601 1,468	1,677 2,657,022 1,584	2,239 3,690,075 1,648	2,286 3,739,708 1,636	1,806 3,117,094 1,726	2,010 2,514,471 1,251
東京	38,774 50,432,317 1,301	4,825 5,588,237 1,158	3,350 4,778,552 1,426	3,212 4,641,205 1,445	3,178 4,322,673 1,360	3,396 4,376,241 1,289
新潟	195 441,998 2,267	47 58,433 1,243	6 13,230 2,205	12 27,090 2,258	12 40,635 3,386	6 13,545 2,258
富山	1 12,075 12,075					
静岡	4,003 6,183,869 1,545	341 504,483 1,479	323 495,989 1,536	300 424,347 1,414	300 425,292 1,418	279 408,650 1,465
愛知	75 292,950 3,906	10 28,350 2,835	5 28,350 5,670		5 28,350 5,670	5 28,350 5,670
三重	478 838,320 1,754	115 261,240 2,272	22 55,440 2,520	12 18,900 1,575	36 51,660 1,435	
兵庫	201 162,488 808	12 11,340 945	12 11,340 945		12 11,340 945	6 5,670 945
和歌山	235 471,891 2,008	20 42,084 2,104	8 16,632 2,079	12 25,704 2,142	20 42,588 2,129	8 17,136 2,142

上段：数量=kg
 单位 中断：金額=円
 下段：単価=円

9月	10月	11月	12月	1月	2月	3月
575 693,504 1,206	628 699,023 1,113	585 681,382 1,165	600 698,418 1,164	729 839,160 1,151	654 742,316 1,135	742 721,426 972
					4 6,048 1,512	
1,475 1,017,821 690	1,983 1,346,693 679	2,646 1,814,993 686	6,600 4,620,894 700	1,393 989,922 711	1,949 1,360,186 698	3,073 2,071,038 674
1,475 1,017,821 690	1,975 1,342,493 680	2,646 1,814,993 686	6,595 4,612,326 699	1,393 989,922 711	1,949 1,360,186 698	3,073 2,071,038 674
	8 4,200 525		5 8,568 1,714			
8,314 12,633,392 1,520	8,404 11,600,889 1,380	8,715 12,589,193 1,445	8,338 12,112,856 1,453	6,844 10,052,500 1,469	7,368 10,218,488 1,387	9,440 13,111,698 1,389
15 46,620 3,108	26 68,271 2,626	20 66,885 3,344	17 67,410 3,965	61 196,817 3,227	4 13,650 3,413	47 91,560 1,948
21 19,898 948	24 21,788 908		1 2,835 2,835	2 6,238 3,119	5 8,505 1,701	4 8,505 2,126
116 789,448 6,806	93 790,559 8,501	104 789,978 7,596	66 583,288 8,838	417 1,499,097 3,595	123 702,585 5,712	340 1,170,956 3,444
3 11,813 3,938						
2,671 3,632,691 1,360	2,729 3,387,484 1,241	3,986 6,119,090 1,535	2,293 3,754,776 1,637	1,848 2,632,964 1,425	2,810 3,660,636 1,303	3,791 4,383,882 1,156
1,880 2,908,401 1,547	1,657 2,230,673 1,346	1,598 1,847,556 1,156	1,228 1,793,909 1,461	770 867,601 1,127	751 983,203 1,309	1,241 1,748,888 1,409
3,222 4,579,588 1,421	3,359 4,193,422 1,248	2,002 2,353,444 1,176	3,509 4,173,233 1,189	2,967 3,793,588 1,279	2,779 3,514,350 1,265	2,975 4,117,784 1,384
12 27,090 2,258	16 54,180 3,386	18 54,180 3,010	22 54,180 2,463	6 13,545 2,258	24 67,725 2,822	14 18,165 1,298
1 12,075 12,075						
167 289,382 1,733	159 279,364 1,757	375 556,595 1,484	645 1,027,846 1,594	258 383,607 1,487	385 622,357 1,617	471 765,957 1,626
	10 56,700 5,670	5 28,350 5,670				35 94,500 2,700
	83 163,800 1,973	118 148,680 1,260		20 3,150 158		72 135,450 1,881
6 5,670 945	12 11,340 945	102 67,788 665	5 4,820 964	16 16,170 1,011	12 11,340 945	6 5,670 945
			29 31,500 1,086	85 201,600 2,372	43 74,235 1,726	10 20,412 2,041

塩干、加工品

品目別・出荷地	計	4月	5月	6月	7月	8月
煮干	616	73	45	59	71	68
愛媛	1,381,611	163,632	102,060	129,780	150,444	148,260
	2,243	2,242	2,268	2,200	2,119	2,180
	3,784	540	261	303	203	171
福岡	4,768,953	731,556	362,313	430,122	285,894	268,779
	1,260	1,355	1,388	1,420	1,408	1,572
みりん干	20,146	2,185	2,134	3,172	1,913	1,681
合計	34,892,216	3,178,675	2,814,478	7,082,505	2,870,813	2,896,312
平均単価	1,732	1,455	1,319	2,233	1,501	1,723
	13,484	1,169	1,115	2,036	1,441	1,340
福島	26,964,866	2,106,834	1,889,354	5,980,139	2,233,442	2,403,570
	2,000	1,802	1,694	2,937	1,550	1,794
	10	10				
北海道	6,825	6,825				
	683	683				
	6,366	969	991	1,114	440	329
宮城	7,548,548	1,016,400	887,544	1,069,984	589,701	475,648
	1,186	1,049	896	960	1,340	1,446
	18	12	6			
茨城	15,594	10,396	5,198			
	866	866	866			
	5					
埼玉	5,586					
	1,117					
	206	25	15	15	25	5
千葉	274,273	38,220	22,932	22,932	38,220	7,644
	1,331	1,529	1,529	1,529	1,529	1,529
	57		7	7	7	7
広島	76,524		9,450	9,450	9,450	9,450
	1,343		1,350	1,350	1,350	1,350
するめ	98,276	7,063	6,035	7,114	6,541	6,379
合計	112,172,482	6,858,615	5,663,402	6,051,998	5,680,910	5,674,317
平均単価	1,141	971	938	851	869	890
	30,930	2,967	2,911	3,356	2,276	2,149
福島	29,442,607	2,277,057	2,143,192	2,620,775	1,664,982	1,616,747
	952	767	736	781	732	752
	11,800	267	188	142	240	140
北海道	18,544,352	379,320	258,458	186,732	336,525	201,600
	1,572	1,421	1,375	1,315	1,402	1,440
	27,370	2,040	1,807	2,382	2,890	2,948
青森	16,801,772	1,627,050	1,315,724	1,432,065	1,715,777	1,745,196
	614	798	728	601	594	592
	2,509	52	422	502	294	408
宮城	5,830,080	97,020	718,620	893,655	503,790	870,829
	2,324	1,866	1,703	1,780	1,714	2,134
	297	46	15	5	45	55
茨城	350,995	56,448	22,848	8,064	50,736	68,355
	1,182	1,227	1,523	1,613	1,127	1,243
	57					
群馬	40,698					
	714					
	697	550	140		2	
埼玉	281,820	217,350	50,505		3,990	
	404	395	361		1,995	
	16,549	866	240	220	300	370
千葉	27,224,958	1,511,580	439,425	403,200	547,050	632,625
	1,645	1,745	1,831	1,833	1,824	1,710
	5,539	36	104	325	196	156
東京	7,699,241	53,550	84,420	179,865	234,675	198,765
	1,390	1,488	812	553	1,197	1,274
	5		2	1		
山梨	11,844		3,780	4,032		
	2,369		1,890	4,032		
	1,301	185	170	75	160	153
兵庫	4,926,191	600,075	601,650	214,410	502,425	340,200
	3,786	3,244	3,539	2,859	3,140	2,224

上段：数量=kg
 单位 中断：金額=円
 下段：単価=円

9月	10月	11月	12月	1月	2月	3月
53	48	54	35	34	41	35
115,227	109,200	127,176	81,480	78,960	95,592	79,800
2,174	2,275	2,355	2,328	2,322	2,332	2,280
147	188	333	488	360	391	399
195,489	234,108	429,471	537,579	359,163	464,310	470,169
1,330	1,245	1,290	1,102	998	1,187	1,178
1,864	1,349	1,208	1,391	1,228	959	1,062
2,443,576	2,619,514	2,307,399	2,559,592	2,349,134	1,779,050	1,991,168
1,311	1,942	1,910	1,840	1,913	1,855	1,875
1,537	990	875	1,026	750	585	620
2,013,038	2,137,493	1,844,260	2,051,635	1,719,376	1,244,228	1,341,497
1,310	2,159	2,108	2,000	2,293	2,127	2,164
312	299	313	347	461	366	425
407,606	421,886	437,529	484,153	606,994	524,574	626,529
1,306	1,411	1,398	1,395	1,317	1,433	1,474
		5				
		5,586				
		1,117				
15	45	15	18	10	8	10
22,932	41,445	20,024	23,804	12,936	10,248	12,936
1,529	921	1,335	1,322	1,294	1,281	1,294
	15			7		7
	18,690			9,828		10,206
	1,246			1,404		1,458
4,940	10,285	14,126	22,651	2,800	4,470	5,872
4,451,486	13,608,793	18,850,053	32,629,830	3,084,139	4,341,044	5,277,895
901	1,323	1,334	1,441	1,101	971	899
1,774	2,069	3,509	4,944	1,143	1,507	2,325
1,257,335	2,766,905	4,480,135	6,699,554	963,703	1,350,517	1,601,705
709	1,337	1,277	1,355	843	896	689
230	2,210	2,530	5,303	300	130	120
362,250	3,269,175	4,182,675	8,499,792	443,625	194,250	229,950
1,575	1,479	1,653	1,603	1,479	1,494	1,916
1,977	2,314	2,916	3,263	875	1,919	2,039
1,176,999	1,230,426	1,652,182	1,910,973	633,781	1,123,763	1,237,836
595	532	567	586	724	586	607
71	237	144	150	55	70	104
327,870	523,103	535,436	738,039	184,791	216,825	220,102
4,618	2,207	3,718	4,920	3,360	3,098	2,116
15	35	10	5	5	5	56
24,192	58,464	17,136	8,568	8,568	8,568	19,048
1,613	1,670	1,714	1,714	1,714	1,714	340
					57	
					40,698	
					714	
2		1	1	1		
3,990		1,995	1,995	1,995		
1,995		1,995	1,995	1,995		
480	1,930	3,313	7,014	286	650	880
779,100	3,222,975	5,239,427	11,430,238	489,888	1,079,400	1,450,050
1,623	1,670	1,581	1,630	1,713	1,661	1,648
62	1,230	1,500	1,686	50	23	171
91,665	1,949,115	2,191,980	2,525,502	66,822	41,738	81,144
1,478	1,585	1,461	1,498	1,336	1,815	475
		2				
		4,032				
		2,016				
65	58	105	145	55	45	85
260,085	427,350	484,575	679,875	251,591	212,625	351,330
4,001	7,368	4,615	4,689	4,574	4,725	4,133

塩干、加工品

品目別・出荷地	計	4月	5月	6月	7月	8月
するめ	1,052	54	36	106	138	
福岡	802,305	39,165	24,780	109,200	120,960	
	763	725	688	1,030	877	
大分	170					
	215,619					
	1,268					
その他干物	221,384	26,217	18,817	19,116	20,455	17,964
合計	268,628,020	25,933,533	21,741,347	21,042,722	27,471,850	27,945,242
平均単価	1,213	989	1,155	1,101	1,343	1,556
福島	97,919	10,823	9,086	7,563	10,128	9,547
	137,058,972	11,848,329	9,247,924	9,125,265	16,231,936	18,386,718
	1,400	1,095	1,018	1,207	1,603	1,926
北海道	13,465	749	750	688	829	1,585
	9,516,484	613,557	683,582	642,012	593,119	925,265
	707	819	911	933	715	584
青森	15,359	3,943	723	1,158	1,684	401
	8,002,408	1,452,557	423,434	450,663	631,652	224,490
	521	368	586	389	375	560
宮城	5,154	419	267	522	532	644
	11,199,786	1,100,813	2,645,672	2,031,242	788,526	878,220
	2,173	2,627	9,909	3,891	1,482	1,364
茨城	38,865	4,875	4,059	3,652	2,980	2,555
	35,312,391	4,208,180	3,878,681	3,245,008	3,138,332	2,402,796
	909	863	956	889	1,053	940
千葉	3,409	203	262	1,343	233	150
	2,923,436	177,156	187,908	959,427	317,226	137,088
	858	873	717	714	1,361	914
東京	7,303	731	408	355	627	467
	12,066,401	725,718	641,282	632,195	1,637,223	1,216,840
	1,652	993	1,572	1,781	2,611	2,606
神奈川	570	34	18	178	227	20
	441,423	41,953	21,770	111,011	128,735	24,680
	774	1,234	1,209	624	567	1,234
新潟	30			4		
	50,400			11,088		
	1,680			2,772		
富山	40			4		12
	58,275			8,400		17,220
	1,457			2,100		1,435
石川	1		1			
	0		0			
	0		0			
福井	678	56	60	58	24	24
	651,000	52,500	63,000	52,500	21,000	33,180
	960	938	1,050	905	875	1,383
静岡	5,419	707	335	402	292	397
	11,758,064	1,274,060	684,705	762,195	583,853	793,801
	2,170	1,802	2,044	1,896	1,999	1,999
兵庫	18,307	2,414	1,913	2,279	1,646	784
	18,931,770	2,725,508	1,860,391	1,651,083	1,554,410	812,553
	1,034	1,129	972	724	944	1,036
鳥取	3,290	190	155	125	378	400
	5,425,903	462,588	345,408	296,352	601,923	665,280
	1,649	2,435	2,228	2,371	1,592	1,663
島根	116	5	18	20	10	10
	168,084	7,560	24,444	30,240	15,120	15,120
	1,449	1,512	1,358	1,512	1,512	1,512
山口	6,549	648	422	456	486	368
	7,520,553	690,649	479,040	498,520	596,044	464,912
	1,148	1,066	1,135	1,093	1,226	1,263
愛媛	1,109	120	95	103	65	95
	2,566,636	275,205	210,882	227,241	151,641	219,219
	2,314	2,293	2,220	2,206	2,333	2,308
福岡	2,246	300	168	96	168	264
	2,583,210	277,200	195,804	120,960	211,680	301,140
	1,150	924	1,166	1,260	1,260	1,141

上段：数量=kg
 单位 中断：金額=円
 下段：単価=円

9月	10月	11月	12月	1月	2月	3月
264	202	96	60		24	72
168,000	161,280	60,480	37,800		20,160	60,480
636	798	630	630		840	840
			80	30	40	20
			97,494	39,375	52,500	26,250
			1,219	1,313	1,313	1,313
12,045	16,139	15,686	26,595	14,497	17,511	16,342
14,036,589	22,169,044	19,426,641	39,289,742	15,891,353	17,820,943	15,859,014
1,165	1,374	1,238	1,477	1,096	1,018	970
4,174	6,023	5,973	13,477	6,075	7,641	7,409
5,944,762	11,576,084	9,152,709	23,157,825	7,379,677	8,295,367	6,712,376
1,424	1,922	1,532	1,718	1,215	1,086	906
1,965	1,267	1,276	931	980	1,356	1,089
1,127,203	942,277	867,202	736,340	683,682	869,989	832,256
574	744	680	791	698	642	764
1,180	677	558	1,548	1,043	2,000	444
570,885	380,940	364,264	1,190,007	786,106	1,234,170	293,240
484	563	653	769	754	617	660
277	190	318	1,094	445	150	296
451,897	325,746	543,034	1,278,881	516,133	234,783	404,839
1,631	1,714	1,708	1,169	1,160	1,565	1,368
1,472	3,109	3,403	3,148	3,333	3,060	3,219
1,625,042	2,922,079	3,089,136	2,928,493	2,804,389	2,612,280	2,457,975
1,104	940	908	930	841	854	764
188	128	171	312	92	149	178
149,310	113,573	132,300	372,582	142,758	103,446	130,662
794	887	774	1,194	1,552	694	734
300	886	1,293	1,175	302	280	479
500,199	1,062,630	1,547,008	2,662,653	599,109	427,623	413,921
1,667	1,199	1,196	2,266	1,984	1,527	864
16	25	14	14	12	6	6
19,744	29,563	17,523	17,029	14,807	7,204	7,404
1,234	1,183	1,252	1,216	1,234	1,201	1,234
	2	18	4			2
	5,796	16,884	11,088			5,544
	2,898	938	2,772			2,772
6			12	6		
8,820			13,860	9,975		
1,470			1,155	1,663		
60	84	36	96	60	60	60
54,180	79,800	34,020	90,720	56,700	56,700	56,700
903	950	945	945	945	945	945
665	598	503	660	266	259	335
1,716,236	1,230,338	1,060,490	1,612,507	611,878	631,418	796,583
2,581	2,057	2,108	2,443	2,300	2,438	2,378
932	1,910	829	1,701	994	1,124	1,781
709,191	1,734,390	830,498	1,753,916	1,190,763	1,639,550	2,469,517
761	908	1,002	1,031	1,198	1,459	1,387
150	394	150	955	158	125	110
245,889	596,107	261,057	1,441,944	223,335	139,860	146,160
1,639	1,513	1,740	1,510	1,414	1,119	1,329
15	13	5		5	5	10
15,120	22,680	7,560		7,560	7,560	15,120
1,008	1,745	1,512		1,512	1,512	1,512
283	406	515	799	571	996	599
333,526	431,760	609,931	1,100,107	580,204	1,121,736	614,124
1,179	1,063	1,184	1,377	1,016	1,126	1,025
84	131	121	92	60	69	74
189,609	303,051	281,631	215,350	151,977	160,041	180,789
2,257	2,313	2,328	2,341	2,533	2,319	2,443
130	132	218	452		142	176
160,776	166,320	253,890	527,520		153,216	214,704
1,237	1,260	1,165	1,167		1,079	1,220

塩干、加工品

品目別・出荷地	計	4月	5月	6月	7月	8月
その他干物	4					
長崎	5,040					
	1,260					
	1,551		77	110	146	241
大分	2,387,784		147,420	187,320	269,430	426,720
	1,540		1,915	1,703	1,845	1,771
焼物	20,814	2,418	2,035	1,473	2,032	1,567
合計	21,251,235	2,168,282	1,851,601	1,318,231	1,805,270	1,371,480
平均単価	1,021	897	910	895	888	875
	5,967	732	674	425	355	384
福島	5,268,336	646,309	574,038	409,816	321,930	376,268
	883	883	852	964	907	980
	540	12			228	132
北海道	408,366	9,072			179,550	102,564
	756	756			788	777
	4,331	760	396	228	386	335
青森	3,126,498	561,803	313,585	161,912	285,812	222,758
	722	739	792	710	740	665
	8,368	626	760	718	966	654
宮城	9,769,973	655,438	676,635	568,097	811,779	539,185
	1,168	1,047	890	791	840	824
	466	149	48	37	22	20
茨城	440,470	93,597	54,999	44,783	34,083	19,951
	945	628	1,146	1,210	1,549	998
	6			6		
埼玉	7,560			7,560		
	1,260			1,260		
	607	104	54	19	51	27
千葉	1,067,011	113,653	57,834	20,349	47,481	29,484
	1,758	1,093	1,071	1,071	931	1,092
	273				9	5
東京	403,922				15,015	8,190
	1,480				1,668	1,638
	15					
石川	15,405					
	1,027					
	92	11	12	10	15	10
静岡	580,860	69,510	74,550	73,080	109,620	73,080
	6,314	6,319	6,213	7,308	7,308	7,308
	10			10		
兵庫	23,184			23,184		
	2,318			2,318		
	71		71			
島根	83,160		83,160			
	1,171		1,171			
	4					
愛媛	11,340					
	2,835					
	64	24	20	20		
福岡	45,150	18,900	16,800	9,450		
	705	788	840	473		
揚物	588,491	48,150	45,230	42,797	38,402	36,479
合計	383,467,162	29,518,186	27,588,973	25,813,368	24,490,780	24,829,027
平均単価	652	613	610	603	638	681
	109,738	5,717	5,167	5,895	5,021	5,246
福島	82,437,661	4,214,723	3,804,329	4,536,214	4,030,793	4,172,804
	751	737	736	770	803	795
	368	12	60	72	55	24
北海道	421,911	48,720	59,850	71,820	67,011	23,940
	1,146	4,060	998	998	1,218	998
	283,660	24,288	21,497	21,942	19,635	17,692
宮城	176,012,900	14,007,226	12,551,040	11,626,029	11,297,940	10,919,061
	621	577	584	530	575	617
	65					
秋田	25,410					
	391					

上段：数量=kg
 单位 中断：金額=円
 下段：単価=円

9月	10月	11月	12月	1月	2月	3月
					4	
					5,040	
					1,260	
148	164	285	125	95	85	75
214,200	245,910	357,504	178,920	132,300	120,960	107,100
1,447	1,499	1,254	1,431	1,393	1,423	1,428
1,440	1,342	1,526	2,133	1,250	1,538	2,060
1,193,522	1,228,540	3,740,454	1,886,663	1,197,231	1,506,098	1,983,863
829	915	2,451	885	958	979	963
376	411	465	812	492	449	392
306,864	357,371	369,079	669,956	437,116	411,088	388,501
816	870	794	825	888	916	991
168						
117,180						
698						
258	337	180	594	96	309	452
148,050	227,861	141,750	396,900	75,600	249,329	341,138
574	676	788	668	788	807	755
545	475	777	611	556	615	1,065
459,493	446,146	3,071,825	580,405	506,003	540,753	914,214
843	939	3,953	950	910	879	858
59	36	24	12	41	6	12
60,736	32,762	27,564	16,538	34,414	5,513	15,530
1,029	910	1,149	1,378	839	919	1,294
21	63	51	49	42	55	71
28,959	112,455	108,816	120,279	108,140	141,658	177,903
1,379	1,785	2,134	2,455	2,575	2,576	2,506
		29	47	23	104	56
		21,420	66,465	35,958	157,757	99,117
		739	1,414	1,563	1,517	1,770
	15					
	15,405					
	1,027					
13	5		8			8
72,240	36,540		36,120			36,120
5,557	7,308		4,515			4,515
						4
						11,340
						2,835
41,214	52,940	58,209	63,931	55,416	51,206	54,517
26,806,529	34,328,981	38,723,852	44,209,122	35,293,221	33,856,740	38,008,383
650	648	665	692	637	661	697
6,181	7,279	11,024	16,514	12,119	13,216	16,359
4,367,652	5,552,716	7,940,036	12,925,705	9,023,243	9,636,415	12,233,031
707	763	720	783	745	729	748
25	0		60	24		36
23,940	0		61,110	25,200		40,320
958	0		1,019	1,050		1,120
20,147	29,432	28,996	29,312	26,821	21,980	21,918
12,666,321	18,954,300	19,510,007	17,681,412	17,204,301	14,761,548	14,833,715
629	644	673	603	641	672	677
				59		6
				21,063		4,347
				357		725

塩干、加工品

品目別・出荷地	計	4月	5月	6月	7月	8月
揚物	3,400	210	360	319	392	267
山形	4,226,673	282,114	424,645	422,873	592,158	398,160
	1,243	1,343	1,180	1,326	1,511	1,491
	47,291	3,789	4,106	3,775	3,135	4,605
茨城	41,208,333	3,735,937	3,604,153	3,017,333	2,640,381	3,720,437
	871	986	878	799	842	808
	18,532	2,328	962	1,137	1,687	1,002
栃木	4,986,874	555,144	275,218	346,513	494,513	292,497
	269	238	286	305	293	292
	274	29	20	13	20	38
群馬	662,572	60,606	44,940	36,414	36,603	60,375
	2,418	2,090	2,247	2,801	1,830	1,589
	5,427	569	427	580	419	309
千葉	2,566,994	187,677	183,818	186,221	154,829	125,756
	473	330	430	321	370	407
	908	16	18	82	32	56
東京	830,945	12,600	14,175	32,319	57,708	44,226
	915	788	788	394	1,803	790
	6,866	347	446	312	510	395
神奈川	2,201,068	159,886	174,635	128,909	198,479	137,130
	321	461	392	413	389	347
	90,698	6,617	8,037	6,571	5,553	5,648
新潟	52,665,625	3,945,956	4,515,335	3,920,846	3,568,240	3,607,219
	581	596	562	597	643	639
	1,021	73	80	86	96	89
石川	540,809	48,593	47,512	50,786	50,442	45,276
	530	666	594	591	525	509
	132					132
福井	99,792					99,792
	756					756
	394	16	20	19	22	17
静岡	299,880	25,410	36,540	41,160	45,570	24,990
	761	1,588	1,827	2,166	2,071	1,470
	17,455	3,874	3,913	1,831	1,609	654
愛知	10,044,441	1,698,304	1,663,310	1,086,338	825,655	510,732
	575	438	425	593	513	781
	112	30			12	12
三重	128,982	5,250			13,860	13,860
	1,152	175			1,155	1,155
	257	1	14	16	3	12
滋賀	90,575	0	10,553	10,553	1,512	9,072
	352	0	754	660	504	756
	211	68		22	60	10
兵庫	590,058	189,525		51,030	141,540	43,050
	2,796	2,787		2,320	2,359	4,305
	32					
和歌山	40,320					
	1,260					
	45					
鳥取	28,456					
	632					
	247					
岡山	621,348					
	2,516					
	66	21		10	10	10
広島	251,150	88,830		35,910	37,296	37,800
	3,805	4,230		3,591	3,730	3,780
	854	79	47	51	59	197
山口	1,826,160	148,260	102,480	124,740	137,970	455,490
	2,138	1,877	2,180	2,446	2,338	2,312
	5	5				
香川	11,970	11,970				
	2,394	2,394				
	418	61	56	64	72	64
福岡	624,835	91,455	76,440	87,360	98,280	87,360
	1,495	1,499	1,365	1,365	1,365	1,365

上段：数量=kg
 单位 中断：金額=円
 下段：単価=円

9月	10月	11月	12月	1月	2月	3月
453	233	411	209	231	115	200
454,104	265,902	489,702	251,244	256,284	130,452	259,035
1,002	1,141	1,191	1,202	1,109	1,134	1,295
4,036	3,314	4,699	3,362	2,779	4,321	5,370
3,477,164	2,994,503	4,223,934	3,322,434	2,343,490	3,633,930	4,494,637
862	904	899	988	843	841	837
1,408	1,992	1,529	980	2,392	1,952	1,163
370,483	516,186	401,399	295,602	567,305	502,481	369,533
263	259	263	302	237	257	318
14	23	20	31	11	16	39
31,458	57,960	65,605	115,353	27,195	35,952	90,111
2,247	2,520	3,280	3,721	2,472	2,247	2,311
315	392	501	442	463	521	489
132,901	216,893	279,299	286,095	265,664	311,283	236,558
422	553	557	647	574	597	484
28	71	228	147	129	47	54
66,756	138,660	102,691	188,195	83,275	39,084	51,256
2,384	1,953	450	1,280	646	832	949
962	821	552	797	488	442	794
273,271	216,865	145,866	256,925	106,324	141,490	261,288
284	264	264	322	218	320	329
6,606	8,291	9,597	11,085	8,304	7,712	6,677
4,072,202	4,237,813	4,788,923	7,733,018	4,278,540	3,984,403	4,013,130
616	511	499	698	515	517	601
66	79	99	62	92	115	84
32,802	39,060	50,988	30,912	44,226	56,994	43,218
497	494	515	499	481	496	515
291				2	3	4
72,450				10,080	20,160	23,520
249				5,040	6,720	5,880
544	732	404	732	1,318	717	1,127
540,409	541,207	449,477	639,662	835,872	528,250	725,225
993	739	1,113	874	634	737	644
	16	15	3	12	12	
	13,860	36,540	22,680	9,072	13,860	
	866	2,436	7,560	756	1,155	
	30	41	30	100	10	
	8,348	11,025	5,450	26,754	7,308	
	278	269	182	268	731	
12	10	10			5	14
210	21,525	43,050			21,525	78,603
18	2,153	4,305			4,305	5,615
	24	8				
	23,940	16,380				
	998	2,048				
			18	2	10	15
			9,713	2,205	11,025	5,513
			540	1,103	1,103	368
	77	5	17	14		134
	288,897	19,042	66,008	52,668		194,733
	3,752	3,808	3,883	3,762		1,453
6	6	3				
21,546	22,680	7,088				
3,591	3,780	2,363				
62	65	62	130	56	12	34
123,060	105,420	135,660	311,430	110,460	20,580	50,610
1,985	1,622	2,188	2,396	1,973	1,715	1,489
48	53		0			
65,520	112,246		6,174			
1,365	2,118		0			

塩干、加工品

品目別・出荷地	計	4月	5月	6月	7月	8月
揚物	15					0
長崎	21,420					0
	1,428					0
かまぼこ	259,105	24,654	22,607	22,681	22,017	21,235
合計	210,921,959	17,092,293	15,426,361	16,542,249	15,767,791	15,863,282
平均単価	814	693	682	729	716	747
福島	138,385	13,570	12,303	12,036	12,252	11,350
	106,569,762	7,954,394	7,417,478	7,412,671	7,793,076	7,731,226
	770	586	603	616	636	681
北海道	848	74	91	87	40	48
	2,333,279	148,428	158,382	174,384	97,020	112,455
	2,752	2,006	1,740	2,004	2,426	2,343
宮城	71,654	7,373	6,739	6,796	5,965	5,600
	44,382,762	4,668,510	3,616,974	4,029,410	2,960,813	2,642,967
	619	633	537	593	496	472
山形	220	20	80	20	86	14
	173,250	15,750	63,000	15,750	67,725	11,025
	788	788	788	788	788	788
茨城	971	12	42	50	80	63
	1,356,937	103,950	105,270	111,833	180,438	31,601
	1,397	8,663	2,506	2,237	2,255	502
栃木	15					
	133,266					
	8,884					
群馬	80		10	5		40
	71,820		9,450	4,725		34,020
	898		945	945		851
埼玉	1,255	100	100	220	127	118
	7,596,164	785,694	675,287	1,198,702	805,946	861,641
	6,053	7,857	6,753	5,449	6,346	7,302
千葉	2,435	174	112	158	170	221
	2,056,252	151,340	151,520	181,129	166,881	144,927
	844	870	1,353	1,146	982	656
東京	1,216	10	20	200	386	297
	2,567,859	8,820	17,640	70,560	561,540	432,622
	2,112	882	882	353	1,455	1,457
神奈川	4,966	59	121	120	103	120
	4,676,247	56,900	122,977	121,842	105,400	124,268
	942	964	1,016	1,015	1,023	1,036
新潟	20,048	1,672	1,519	1,524	1,436	1,288
	16,610,709	1,186,348	1,147,572	1,229,519	1,147,626	1,070,171
	829	710	755	807	799	831
石川	2,155	126	162	200	251	439
	1,471,405	113,098	141,036	108,297	119,856	254,252
	683	898	871	541	478	579
岐阜	30					
	20,161					
	672					
静岡	574	50	68	84	54	42
	1,352,925	117,600	153,300	216,300	121,275	86,100
	2,357	2,352	2,254	2,575	2,246	2,050
愛知	7,879	848	712	585	473	732
	7,241,050	756,281	668,073	552,132	463,491	691,614
	919	892	938	944	980	945
三重	2,479	329	210	359	335	368
	2,949,440	386,190	247,086	422,604	396,428	438,102
	1,190	1,174	1,177	1,177	1,183	1,190
大阪	6				3	
	42,840				21,420	
	7,140				7,140	
和歌山	3,503	230	267	205	228	415
	7,792,871	587,832	539,826	512,274	583,842	932,694
	2,225	2,556	2,022	2,499	2,561	2,247
鳥取	6		3			3
	20,160		10,080			10,080
	3,360		3,360			3,360

上段：数量=kg
 单位 中断：金額=円
 下段：単価=円

9月	10月	11月	12月	1月	2月	3月
10		5				
14,280		7,140				
1,428		1,428				
17,669	19,369	18,016	41,212	15,065	15,612	18,968
13,815,900	15,395,338	15,023,296	43,226,373	13,341,520	13,891,136	15,536,420
782	795	834	1,049	886	890	819
8,697	10,121	9,903	24,754	7,737	7,687	7,975
6,414,831	7,834,891	7,942,043	26,082,684	6,748,358	6,506,033	6,732,077
738	774	802	1,054	872	846	844
68	85	45	134	69	45	62
136,448	186,165	105,210	469,812	498,750	107,100	139,125
2,007	2,190	2,338	3,506	7,228	2,380	2,244
5,634	6,332	5,169	5,748	5,108	5,231	5,959
3,036,669	3,664,435	3,291,262	5,329,481	3,493,103	4,289,731	3,359,407
539	579	637	927	684	820	564
74	143	103	146	77	83	98
153,044	117,271	128,368	170,632	20,210	111,051	123,269
2,068	820	1,246	1,169	262	1,338	1,258
		3	12			
		33,075	100,191			
		11,025	8,349			
10					5	10
9,450					4,725	9,450
945					945	945
154	100	100	100	100		36
847,509	714,567	513,156	547,355	611,153		35,154
5,503	7,146	5,132	5,474	6,112		977
140	143	321	280	268	226	222
146,889	163,374	235,991	200,890	179,600	166,110	167,601
1,049	1,142	735	717	670	735	755
22	20	17	27	4	113	100
20,538	22,111	17,997	25,452	4,568	625,328	760,683
934	1,106	1,059	943	1,142	5,534	7,607
306	48	67	1,987	192	540	1,303
302,558	54,464	68,324	2,320,132	167,570	306,307	925,505
989	1,135	1,020	1,168	873	567	710
1,168	1,157	1,092	5,796	956	963	1,477
995,550	990,245	940,119	5,047,351	833,566	816,772	1,205,870
852	856	861	871	872	848	816
318	219	72	115	132	50	71
150,079	154,035	64,617	145,740	90,258	54,600	75,537
472	703	897	1,267	684	1,092	1,064
19	11					
13,105	7,056					
690	641					
52	60	40	26	24	28	46
143,850	144,900	99,750	57,750	45,675	55,650	110,775
2,766	2,415	2,494	2,221	1,903	1,988	2,408
535	570	617	1,446	187	392	782
492,777	536,243	578,030	1,367,704	166,843	368,425	599,437
921	941	937	946	892	940	767
118	26	62	91	17	13	551
138,474	33,390	83,286	121,842	18,438	14,994	648,606
1,174	1,284	1,343	1,339	1,085	1,153	1,177
	3					
	21,420					
	7,140					
318	292	389	501	179	230	249
657,889	661,248	827,568	1,093,806	400,428	454,860	540,604
2,069	2,265	2,127	2,183	2,237	1,978	2,171

塩干、加工品

品目別・出荷地	計	4月	5月	6月	7月	8月
かまぼこ	4	1	2			0
島根	19,250	5,798	13,452			0
	4,813	5,798	6,726			0
山口	84		12	12	6	24
	132,300		18,900	18,900	9,450	37,800
	1,575		1,575	1,575	1,575	1,575
愛媛	234	6	30	19	22	33
	1,220,499	45,360	136,458	143,892	165,564	179,361
	5,216	7,560	4,549	7,573	7,526	5,435
福岡	38			1		20
	68,381			17,325		36,356
	1,800			17,325		1,818
長崎	20		4			
	62,370		12,600			
	3,119		3,150			
ちくわ	124,457	11,006	9,900	11,284	10,875	8,815
合計	78,744,387	7,295,915	6,521,339	7,165,069	6,769,001	5,763,190
平均単価	633	663	659	635	622	654
福島	702	5	2	73	120	136
	1,452,816	45,549	2,810	119,700	230,033	214,833
	2,070	9,110	1,405	1,640	1,917	1,580
青森	24,775	580	575	1,085	1,140	1,105
	9,715,638	396,207	389,718	403,704	431,550	408,030
	392	683	678	372	379	369
宮城	72,763	6,213	6,291	6,923	7,460	5,656
	43,934,974	4,016,409	4,034,557	4,450,908	4,243,541	3,280,837
	604	646	641	643	569	580
神奈川	1,570	50	370	412	321	252
	1,164,372	36,037	273,636	293,922	263,943	230,208
	742	721	740	713	822	914
新潟	11,751	2,392	1,466	1,281	872	946
	8,628,826	1,625,377	1,041,484	921,847	703,948	732,792
	734	680	710	720	807	775
愛知	12,145	1,702	1,160	1,438	962	648
	12,757,031	1,049,076	728,104	906,948	895,986	811,440
	1,050	616	628	631	931	1,252
兵庫	515	24	36	72		60
	521,840	21,420	51,030	68,040		56,700
	1,013	893	1,418	945		945
和歌山	236	40				12
	568,890	105,840				28,350
	2,411	2,646				2,363
なると	44,384	4,848	4,573	4,450	3,714	1,897
合計	32,260,892	1,187,590	1,060,566	1,021,390	905,577	829,479
平均単価	727	245	232	230	244	437
福島	43,347	4,800	4,534	4,434	3,680	1,873
	30,283,680	1,133,803	1,023,880	1,006,289	876,965	809,440
	699	236	226	227	238	432
宮城	844	18	9	16	14	7
	1,768,157	22,287	5,186	15,101	7,612	4,079
	2,095	1,238	576	944	544	583
栃木	28					7
	21,000					5,460
	750					780
神奈川	161	30	30		20	10
	168,000	31,500	31,500		21,000	10,500
	1,043	1,050	1,050		1,050	1,050
新潟	4					
	20,055					
	5,014					
その他練製品	844,884	70,584	73,014	69,405	67,986	67,922
合計	561,940,120	43,537,233	46,000,761	44,365,513	43,192,946	42,937,165
平均単価	665	617	630	639	635	632
福島	84,704	6,138	7,432	6,404	6,799	6,376
	131,395,433	8,329,119	11,083,734	9,910,409	10,037,976	10,076,133
	1,551	1,357	1,491	1,548	1,476	1,580

上段：数量=kg
 单位 中断：金額=円
 下段：単価=円

9月	10月	11月	12月	1月	2月	3月
	1					
	0					
	0					
	0		12	6	6	6
	0		18,900	9,450	9,450	9,450
	0		1,575	1,575	1,575	1,575
32	28	10	30	9		15
143,640	89,523	75,600	111,951	53,550		75,600
4,489	3,197	7,560	3,732	5,950		5,040
	10		7			
	0		14,700			
	0		2,100			
4		6				6
12,600		18,900				18,270
3,150		3,150				3,045
7,980	10,465	11,533	11,854	11,546	9,830	9,369
5,320,006	6,657,809	7,103,825	7,283,303	6,932,311	5,916,405	6,016,214
667	636	616	614	600	602	642
2	65	55	108	30	61	45
2,810	105,861	143,220	234,360	78,120	158,340	117,180
1,405	1,629	2,604	2,170	2,604	2,596	2,604
1,075	2,220	3,280	4,010	3,420	3,395	2,890
450,513	850,551	1,222,830	1,488,375	1,202,040	1,309,770	1,162,350
419	383	373	371	351	386	402
5,164	6,506	6,546	5,947	6,224	4,933	4,900
2,991,313	3,785,309	3,935,186	3,568,589	3,614,098	2,910,905	3,103,322
579	582	601	600	581	590	633
20				110	9	26
18,271				20,790	7,088	20,477
914				189	788	788
685	607	737	690	576	755	744
529,311	447,810	515,666	524,236	449,340	582,152	554,863
773	738	700	760	780	771	746
982	947	818	959	1,153	632	744
1,255,968	1,309,518	1,105,220	1,289,453	1,528,863	866,628	1,009,827
1,279	1,383	1,351	1,345	1,326	1,371	1,357
36	104	39	108	24	12	
34,020	120,960	36,803	102,060	19,845	10,962	
945	1,163	944	945	827	914	
16	16	58	32	9	33	20
37,800	37,800	144,900	76,230	19,215	70,560	48,195
2,363	2,363	2,498	2,382	2,135	2,138	2,410
984	1,220	1,582	16,188	2,166	1,440	1,322
922,437	1,150,178	2,088,716	18,608,265	2,007,430	1,270,430	1,208,834
937	943	1,320	1,150	927	882	914
947	1,205	1,486	15,476	2,166	1,430	1,316
864,237	1,108,178	1,332,506	17,655,716	2,007,430	1,259,930	1,205,306
913	920	897	1,141	927	881	916
6	5	76	687			6
32,160	31,500	735,210	911,494			3,528
5,360	6,300	9,674	1,327			588
21						
15,540						
740						
10	10	20	21		10	
10,500	10,500	21,000	21,000		10,500	
1,050	1,050	1,050	1,000		1,050	
			4			
			20,055			
			5,014			
67,697	74,717	72,860	79,890	69,908	63,457	67,444
42,915,069	47,638,847	50,185,835	66,449,600	45,742,023	42,486,243	46,488,885
634	638	689	832	654	670	689
6,435	7,408	7,729	9,524	6,687	6,036	7,736
10,050,220	11,217,443	12,059,026	17,110,399	9,875,230	9,360,289	12,285,455
1,562	1,514	1,560	1,797	1,477	1,551	1,588

塩干、加工品

品目別・出荷地	計	4月	5月	6月	7月	8月
その他練製品	2,165	282	721	238	153	135
北海道	2,680,224	356,160	652,386	221,466	232,241	182,637
	1,238	1,263	905	931	1,518	1,353
青森	1,347	120	118	128	105	156
	2,313,317	212,102	158,655	172,207	208,583	276,255
	1,717	1,768	1,345	1,345	1,987	1,771
岩手	4,982	544	740	662	400	376
	5,156,653	542,177	835,788	734,735	430,573	387,326
	1,035	997	1,129	1,110	1,076	1,030
宮城	255,599	19,637	19,842	20,701	19,167	20,364
	134,770,109	10,227,020	9,296,343	10,050,657	9,244,804	9,795,802
	527	521	469	486	482	481
秋田	131					
	93,545					
	714					
山形	22,537	1,597	1,932	1,897	1,696	1,988
	13,026,484	954,232	1,097,930	1,104,104	1,105,382	1,324,228
	578	598	568	582	652	666
茨城	113,791	9,250	10,383	9,099	9,224	10,510
	33,347,405	2,703,923	3,008,025	2,697,006	2,667,195	2,965,176
	293	292	290	296	289	282
栃木	4,073	413	516	457	418	407
	5,269,268	565,033	661,100	525,027	515,422	563,831
	1,294	1,368	1,281	1,149	1,233	1,385
群馬	28,789	2,596	2,744	2,435	2,581	1,922
	10,429,811	914,614	971,754	890,134	977,435	750,393
	362	352	354	366	379	390
埼玉	843	54	20	19	27	60
	601,188	47,040	24,045	34,965	25,515	73,710
	713	871	1,202	1,840	945	1,229
千葉	52,638	4,809	4,503	4,405	4,412	3,659
	48,903,545	4,440,288	4,234,287	4,323,309	4,126,469	3,424,876
	929	923	940	981	935	936
東京	23,374	1,582	1,695	1,641	1,608	2,146
	21,803,725	1,707,320	1,527,085	1,486,232	1,500,586	2,006,117
	933	1,079	901	906	933	935
神奈川	49,756	4,814	4,962	3,926	5,118	3,644
	19,451,035	1,748,257	1,790,813	1,526,115	1,855,024	1,402,727
	391	363	361	389	362	385
新潟	106,279	12,504	11,920	11,668	11,432	9,688
	56,711,515	5,401,909	5,640,981	5,387,228	5,265,214	4,591,875
	534	432	473	462	461	474
富山	24	9		6	9	
	81,283	35,910		23,940	21,433	
	3,387	3,990		3,990	2,381	
石川	23	4		2		
	74,681	35,280		17,010		
	3,247	8,820		8,505		
福井	31,887	1,619	1,062	1,090	1,106	2,435
	10,721,824	610,219	586,220	550,514	589,133	797,887
	336	377	552	505	533	328
山梨	40				29	11
	137,214				98,826	38,388
	3,430				3,408	3,490
岐阜	700	61	48	63	71	55
	1,211,805	103,761	81,648	107,163	120,771	93,555
	1,731	1,701	1,701	1,701	1,701	1,701
静岡	6,639	506	672	598	637	584
	10,463,424	921,921	1,075,309	954,794	1,022,817	894,809
	1,576	1,822	1,600	1,597	1,606	1,532
愛知	47,272	3,365	2,793	3,455	2,641	3,084
	38,693,276	2,493,606	2,210,504	2,649,926	2,244,261	2,462,339
	819	741	791	767	850	798
三重	1,294	273	478	119	97	60
	2,064,321	286,125	336,462	106,260	86,940	50,400
	1,595	1,048	704	893	896	840

上段：数量=kg
 单位 中断：金額=円
 下段：単価=円

9月	10月	11月	12月	1月	2月	3月
72	87	109	206	65	32	65
91,865	151,958	180,705	306,327	103,404	60,858	140,217
1,276	1,747	1,658	1,487	1,591	1,902	2,157
129	73	110	157	68	99	84
212,205	130,935	212,100	250,215	130,095	182,385	167,580
1,645	1,794	1,928	1,594	1,913	1,842	1,995
316	454	369	287	221	260	353
330,164	439,364	356,602	282,085	218,643	252,232	346,964
1,045	968	966	983	989	970	983
20,560	23,806	24,207	24,928	23,945	19,275	19,167
9,969,021	11,959,304	12,944,595	16,662,678	12,873,025	10,800,188	10,946,672
485	502	535	668	538	560	571
				56	44	31
				32,982	32,146	28,417
				589	731	917
1,632	1,420	1,633	1,408	1,310	2,740	3,284
1,032,708	907,889	1,021,541	848,792	752,079	1,289,774	1,587,825
633	639	626	603	574	471	484
9,608	8,617	8,346	9,825	9,015	9,202	10,712
2,729,298	2,486,276	2,422,624	2,823,175	2,782,218	2,471,095	3,591,394
284	289	290	287	309	269	335
365	258	216	228	259	357	179
506,198	346,390	272,381	302,468	322,182	456,141	233,095
1,387	1,343	1,261	1,327	1,244	1,278	1,302
1,908	2,116	2,282	2,145	2,735	2,731	2,594
790,009	772,927	853,911	790,046	923,335	889,077	906,176
414	365	374	368	338	326	349
	10	20	20	35	35	543
	61,740	31,773	24,696	33,831	34,398	209,475
	6,174	1,589	1,235	967	983	386
4,011	4,660	5,445	4,304	4,599	4,199	3,632
3,747,003	4,305,072	4,816,597	4,358,713	4,422,723	3,506,253	3,197,955
934	924	885	1,013	962	835	880
2,010	2,054	2,046	2,382	1,833	1,959	2,418
1,759,546	1,820,721	1,916,512	2,533,206	1,674,150	1,845,318	2,026,932
875	886	937	1,063	913	942	838
3,799	5,855	5,018	3,329	4,809	2,659	1,823
1,669,057	2,428,366	2,227,985	1,347,206	1,714,975	983,817	756,693
439	415	444	405	357	370	415
7,405	7,132	5,647	9,258	5,956	6,475	7,194
3,897,804	3,665,292	3,594,138	7,861,924	3,648,152	3,891,119	3,865,879
526	514	636	849	613	601	537
				2	15	
				17,010	5,381	
				8,505	359	
4,564	5,066	4,358	2,922	2,850	2,748	2,067
1,338,072	1,472,585	1,378,416	898,671	884,234	908,461	707,412
293	291	316	308	310	331	342
63	58	55	47	49	58	72
111,636	115,290	93,555	79,947	83,349	98,658	122,472
1,772	1,988	1,701	1,701	1,701	1,701	1,701
484	524	465	580	587	482	520
756,678	810,241	708,722	918,131	905,661	718,421	775,920
1,563	1,546	1,524	1,583	1,543	1,491	1,492
3,743	4,276	4,104	7,394	4,439	3,497	4,481
2,783,686	3,189,882	3,470,710	6,701,778	3,485,655	3,470,355	3,530,574
744	746	846	906	785	992	788
25	22	66	25	28	31	70
38,808	39,207	349,146	195,237	171,528	281,295	122,913
1,552	1,782	5,290	7,809	6,126	9,074	1,756

塩干、加工品

品目別・出荷地	計	4月	5月	6月	7月	8月
その他練製品	1,399	87	154	68	10	21
滋賀	1,022,861	96,642	78,750	66,550	46,368	31,290
	731	1,111	511	979	4,637	1,490
大阪	179	20	4	16	28	13
	1,653,960	184,800	36,960	147,840	258,720	120,120
	9,240	9,240	9,240	9,240	9,240	9,240
兵庫	78					
	312,113					
	4,001					
鳥取	36					
	666,792					
	18,522					
島根	1,135					
	1,302,070					
	1,147					
広島	1,764	167	153	147	130	151
	3,863,224	363,258	332,010	318,990	279,930	343,980
	2,190	2,175	2,170	2,170	2,153	2,278
山口	30			6		
	163,926			14,175		
	5,464			2,363		
香川	582	70	35	33	38	31
	1,277,844	144,902	72,828	99,771	83,026	66,402
	2,196	2,070	2,081	3,023	2,185	2,142
愛媛	508	9	30	62	30	45
	1,688,034	35,973	128,772	159,306	123,480	202,797
	3,323	3,997	4,292	2,569	4,116	4,507
福岡	286	54	57	60	20	1
	588,211	75,642	78,372	85,680	24,822	14,112
	2,057	1,401	1,375	1,428	1,241	14,112
佃煮・漬物 合計	74,752	6,960	6,391	6,725	6,188	5,987
平均単価	78,786,945	7,178,205	6,718,590	6,845,048	6,507,009	6,651,287
	1,054	1,031	1,051	1,018	1,052	1,111
福島	986	31	27	47	36	55
	1,316,129	40,068	30,408	66,728	50,358	70,372
	1,335	1,293	1,126	1,420	1,399	1,279
北海道	44				8	3
	109,673				15,750	4,200
	2,493				1,969	1,400
青森	749	52	70	72	36	104
	1,053,456	73,332	90,720	109,998	54,054	151,547
	1,406	1,410	1,296	1,528	1,502	1,457
岩手	81	23	25	19		
	154,350	43,470	47,250	35,910		
	1,906	1,890	1,890	1,890		
宮城	1,648	178	138	206	216	159
	5,214,036	402,875	389,476	386,782	550,737	493,478
	3,164	2,263	2,822	1,878	2,550	3,104
山形	829	90	88	98	89	42
	1,527,141	184,065	199,269	216,258	161,805	104,958
	1,842	2,045	2,264	2,207	1,818	2,499
茨城	1,786	170	144	183	241	30
	1,674,407	142,222	143,324	170,100	213,832	71,583
	938	837	995	930	887	2,386
栃木	640	68	25	110	14	105
	698,324	62,202	48,300	117,023	14,553	102,816
	1,091	915	1,932	1,064	1,040	979
埼玉	664	48	45	36	33	63
	1,111,005	84,000	78,750	63,000	67,935	120,750
	1,673	1,750	1,750	1,750	2,059	1,917
千葉	315					
	696,533					
	2,211					
東京	46,691	4,615	4,292	4,195	3,674	3,577
	45,294,486	4,416,408	4,120,907	3,976,481	3,603,089	3,704,852
	970	957	960	948	981	1,036

上段：数量=kg
 单位 中断：金額=円
 下段：単価=円

9月	10月	11月	12月	1月	2月	3月
107	286	84	262	44	176	100
107,457	136,197	32,256	214,494	20,538	158,299	34,020
1,004	476	384	819	467	899	340
13	19	16	46			4
120,120	175,560	147,840	425,040			36,960
9,240	9,240	9,240	9,240			9,240
			12	8	24	34
			0	37,800	113,400	160,913
			0	4,725	4,725	4,733
2	5	5	10	7	4	3
39,564	98,910	89,208	197,820	128,772	62,874	49,644
19,782	19,782	17,842	19,782	18,396	15,719	16,548
226	241	255	147	164	79	23
260,738	276,710	295,307	169,567	189,092	98,917	11,739
1,154	1,148	1,158	1,154	1,153	1,252	510
115	138	160	240	57	141	165
253,680	299,460	363,406	520,800	123,690	305,970	358,050
2,206	2,170	2,271	2,170	2,170	2,170	2,170
	16		8			
	44,856		104,895			
	2,804		13,112			
42	57	66	80	49	39	42
111,107	108,990	141,147	203,265	87,772	77,767	80,867
2,645	1,912	2,139	2,541	1,791	1,994	1,925
57	32	48	100	22	36	37
169,365	113,652	191,520	289,968	75,076	85,113	113,012
2,971	3,552	3,990	2,900	3,413	2,364	3,054
6	27	1	16	9	24	11
39,060	63,630	14,112	28,057	24,822	46,242	93,660
6,510	2,357	14,112	1,754	2,758	1,927	8,515
5,375	6,366	6,249	9,935	4,182	4,786	5,608
5,619,230	6,574,017	6,285,588	11,502,010	4,276,448	4,960,791	5,668,722
1,045	1,033	1,006	1,158	1,023	1,037	1,011
82	76	216	73	141	75	127
136,253	134,058	247,233	112,602	193,929	120,280	113,840
1,662	1,764	1,145	1,542	1,375	1,604	896
5			4		24	
6,248			60,480		22,995	
1,250			15,120		958	
64	62	60	91	54	42	42
62,371	92,610	90,720	127,386	73,332	64,638	62,748
975	1,494	1,512	1,400	1,358	1,539	1,494
		8	2			4
		15,120	3,780			8,820
		1,890	1,890			2,205
115	158	123	203	48	65	39
449,715	571,179	512,892	660,958	270,467	273,626	251,851
3,911	3,615	4,170	3,256	5,635	4,210	6,458
78	38	86	73	12	80	55
145,110	73,374	132,699	113,967	25,704	91,665	78,267
1,860	1,931	1,543	1,561	2,142	1,146	1,423
94	186	239	294	120	40	45
100,905	163,091	199,841	228,901	103,110	77,962	59,536
1,073	877	836	779	859	1,949	1,323
61	56	48	89	24	20	20
95,550	66,822	38,808	79,968	21,042	24,360	26,880
1,566	1,193	809	899	877	1,218	1,344
66	45	72	78	47	49	82
105,000	78,750	125,580	126,000	68,250	77,700	115,290
1,591	1,750	1,744	1,615	1,452	1,586	1,406
		55	89	61	58	52
		107,216	212,196	129,912	118,113	129,096
		1,949	2,384	2,130	2,036	2,483
3,520	3,846	3,541	6,466	2,589	2,859	3,517
3,340,754	3,698,184	3,159,177	6,709,973	2,441,439	2,738,190	3,385,032
949	962	892	1,038	943	958	962

塩干、加工品

品目別・出荷地	計	4月	5月	6月	7月	8月
佃煮・漬物	122	13	4	3	19	21
神奈川	173,203	19,184	6,395	4,253	26,558	29,770
	1,420	1,476	1,599	1,418	1,398	1,418
新潟	1,354	86	98	91	85	66
	1,792,460	62,298	74,690	61,050	62,922	48,826
	1,324	724	762	671	740	740
石川	12		12			
	21,200		21,200			
	1,767		1,767			
岐阜	20					
	11,378					
	569					
静岡	211	47	41	53	33	24
	390,896	75,096	96,453	92,495	63,820	39,911
	1,853	1,598	2,353	1,745	1,934	1,663
愛知	1,528	90	108	313	150	108
	1,657,010	103,845	115,647	323,988	158,676	126,021
	1,084	1,154	1,071	1,035	1,058	1,167
三重	39	0			28	
	32,088	0			20,160	
	823	0			720	
兵庫	14,669	1,145	1,132	1,214	1,269	1,374
	13,083,967	1,116,612	1,118,671	1,136,310	1,163,757	1,263,381
	892	975	988	936	917	919
岡山	907	142	82	50	130	51
	785,854	119,154	56,280	37,632	95,332	47,082
	866	839	686	753	733	923
広島	167	9			6	24
	326,657	48,353			12,521	36,540
	1,956	5,373			2,087	1,523
香川	1,125	139	55	30	95	160
	1,392,800	162,761	72,450	38,640	129,150	201,600
	1,238	1,171	1,317	1,288	1,359	1,260
愛媛	165	14	5	5	26	21
	269,892	22,260	8,400	8,400	42,000	33,600
	1,636	1,590	1,680	1,680	1,615	1,600
切身もろみ 合計	49,597	3,901	4,272	4,439	4,605	4,137
平均単価	48,006,028	4,088,424	4,286,249	4,127,614	4,506,661	4,003,328
	968	1,048	1,003	930	979	968
福島	10,541	955	1,030	857	913	904
	11,861,520	1,095,669	1,076,611	983,140	1,044,777	1,042,656
	1,125	1,147	1,045	1,147	1,144	1,153
北海道	819	10		391	68	
	227,126	7,560		132,825	23,100	
	277	756		340	340	
青森	4,304	272	654	613	476	480
	2,810,200	262,290	617,904	405,153	282,513	296,846
	653	964	945	661	594	618
宮城	31,953	2,570	2,508	2,507	3,077	2,733
	31,760,407	2,643,293	2,535,412	2,540,220	3,083,936	2,653,368
	994	1,029	1,011	1,013	1,002	971
茨城	138	28	10	23	62	
	116,361	27,216	9,072	16,506	55,692	
	843	972	907	718	898	
群馬	132	36		7		
	68,093	23,625		4,725		
	516	656		675		
埼玉	10	10				
	5,460	5,460				
	546	546				
千葉	55		50			
	41,318		30,450			
	751		609			
東京	289	20	20	41	9	20
	257,168	23,311	16,800	45,045	16,643	10,458
	890	1,166	840	1,099	1,849	523

単位 上段：数量=kg
 中断：金額=円
 下段：単価=円

9月	10月	11月	12月	1月	2月	3月
14	15	6	6	9	6	6
18,996	21,264	8,506	8,506	12,759	8,506	8,506
1,357	1,418	1,418	1,418	1,418	1,418	1,418
37	86	73	402	102	98	130
25,157	65,906	53,709	1,073,908	77,331	95,279	91,384
680	766	736	2,671	758	972	703
			18			2
			10,395			983
			578			492
4	4		1	2		2
9,450	5,733		2,646	2,646		2,646
2,363	1,433		2,646	1,323		1,323
102	89	120	168	40	96	144
107,751	94,007	134,106	179,613	50,820	106,305	156,231
1,056	1,056	1,118	1,069	1,271	1,107	1,085
					11	
					11,928	
					1,084	
1,029	1,477	1,334	1,596	818	1,110	1,171
906,654	1,239,441	1,136,562	1,420,860	686,217	904,512	990,990
881	839	852	890	839	815	846
58	78	58	84	42	42	90
41,958	65,478	41,958	84,546	30,702	78,876	86,856
723	839	723	1,007	731	1,878	965
6	24	30	9	9	33	17
12,758	34,020	49,298	49,298	12,285	46,305	25,279
2,126	1,418	1,643	5,478	1,365	1,403	1,487
30	110	153	179	58	58	58
37,800	144,900	188,147	219,227	66,087	65,951	66,087
1,260	1,317	1,230	1,225	1,139	1,137	1,139
10	16	27	10	6	20	5
16,800	25,200	44,016	16,800	10,416	33,600	8,400
1,680	1,575	1,630	1,680	1,736	1,680	1,680
4,067	3,587	3,930	4,148	3,496	4,137	4,878
3,849,281	3,404,990	3,718,390	4,224,266	3,503,125	3,857,161	4,436,539
946	949	946	1,018	1,002	932	909
845	855	817	958	744	794	869
978,935	994,949	911,957	1,020,683	824,455	880,772	1,006,916
1,159	1,164	1,116	1,065	1,108	1,109	1,159
	10				340	
	7,781				55,860	
	778				164	
505	242	293	190	140	228	211
297,108	118,860	115,647	95,235	79,695	112,508	126,441
588	491	395	501	569	493	599
2,614	2,427	2,800	2,982	2,492	2,240	3,003
2,514,963	2,256,204	2,680,601	3,096,903	2,521,695	2,447,136	2,786,676
962	930	957	1,039	1,012	1,092	928
					15	
					7,875	
					525	
73	8	8				
34,650	2,468	2,625				
475	309	328				
	5					
	10,868					
	2,174					
30	32	12			30	75
23,625	6,720	7,560			44,100	62,906
788	210	630			1,470	839

塩干、加工品

品目別・出荷地	計	4月	5月	6月	7月	8月
切身もろみ	1,356					
静岡	858,375					
	633					
切身粕	90,557	8,697	7,918	7,677	7,977	7,634
合計	91,856,500	8,518,974	7,697,781	7,610,167	7,982,760	7,904,855
平均単価	1,014	980	972	991	1,001	1,035
福島	89	5		22		36
	280,158	6,300		30,862		150,570
	3,148	1,260		1,403		4,183
北海道	30	30				
	25,799	25,799				
	860	860				
青森	264				5	
	124,359				4,305	
	471				861	
宮城	74,155	6,983	6,755	5,954	6,475	6,181
	78,429,769	7,162,549	6,702,936	6,231,261	6,860,519	6,570,378
	1,058	1,026	992	1,047	1,060	1,063
秋田	268	47	70	49	63	29
	268,380	48,510	69,300	48,510	62,370	30,240
	1,001	1,032	990	990	990	1,043
茨城	724	94	82	100	62	16
	1,143,875	138,391	127,996	139,494	94,396	21,998
	1,580	1,472	1,561	1,395	1,523	1,375
群馬	11,791	1,286	827	1,305	1,265	970
	7,800,093	788,088	531,090	822,381	825,741	633,612
	662	613	642	630	653	653
埼玉	140	11	5	8	11	10
	355,719	27,930	11,571	22,344	27,279	27,594
	2,541	2,539	2,314	2,793	2,480	2,759
千葉	10					10
	16,800					16,800
	1,680					1,680
東京	467	48	8		20	100
	259,602	44,730	4,200		5,250	97,188
	556	932	525		263	972
新潟	100					
	80,063					
	801					
石川	2,390	175	155	230	60	270
	2,742,078	229,427	203,438	289,800	79,800	318,675
	1,147	1,311	1,313	1,260	1,330	1,180
静岡	18				10	
	11,340				4,200	
	630				420	
兵庫	111	18	16	9	6	12
	318,465	47,250	47,250	25,515	18,900	37,800
	2,869	2,625	2,953	2,835	3,150	3,150
切身みりん	125,297	12,667	10,096	10,618	9,313	8,374
合計	93,882,690	9,043,625	7,804,373	8,370,562	7,530,569	7,268,782
平均単価	749	714	773	788	809	868
福島	14,526	2,136	1,446	1,441	1,060	1,115
	10,571,459	1,384,952	1,020,022	982,303	777,988	955,089
	728	648	705	682	734	857
北海道	9,100	11		580	344	152
	4,520,467	15,015		370,178	204,761	108,045
	497	1,365		638	595	711
青森	31,418	2,880	1,966	2,918	1,971	1,217
	11,973,291	967,170	794,833	1,335,930	812,703	568,044
	381	336	404	458	412	467
宮城	12,442	1,042	957	919	1,130	1,355
	8,231,622	692,284	606,303	673,678	734,853	889,503
	662	664	634	733	650	656
茨城	17,982	2,564	1,775	1,296	1,537	1,432
	10,962,164	1,527,287	1,087,691	786,968	985,062	909,364
	610	596	613	607	641	635

上段：数量=kg
 单位 中断：金額=円
 下段：単価=円

9月	10月	11月	12月	1月	2月	3月
	8		18	120	490	720
	7,140		11,445	77,280	308,910	453,600
	893		636	644	630	630
6,424	6,414	6,860	8,785	7,254	6,756	8,161
6,850,305	6,912,111	7,238,968	9,150,142	7,158,546	6,762,994	8,068,897
1,066	1,078	1,055	1,042	987	1,001	989
23			3			
80,876			11,550			
3,516			3,850			
		23	15	38	23	160
		5,960	4,158	15,120	11,340	83,476
		259	277	398	493	522
5,612	5,556	5,907	7,637	5,633	5,330	6,132
6,012,279	6,088,055	6,416,045	8,030,926	6,132,927	5,682,964	6,538,930
1,071	1,096	1,086	1,052	1,089	1,066	1,066
				10		
				9,450		
				945		
70	50	60	80	20	50	40
117,600	84,000	100,800	134,400	33,600	84,000	67,200
1,680	1,680	1,680	1,680	1,680	1,680	1,680
403	453	547	576	1,346	1,242	1,571
304,920	342,720	408,555	419,580	827,736	837,690	1,057,980
757	757	747	728	615	674	673
13	14	17	22	8	12	9
35,511	39,102	46,683	48,678	16,758	29,925	22,344
2,732	2,793	2,746	2,213	2,095	2,494	2,483
20		105		152		14
5,250		33,075		61,530		8,379
263		315		405		599
80	20					
64,969	15,094					
812	755					
200	310	190	440	40	95	225
219,450	326,550	199,500	463,050	42,525	107,625	262,238
1,097	1,053	1,050	1,052	1,063	1,133	1,166
	8					
	7,140					
	893					
3	3	11	12	7	4	10
9,450	9,450	28,350	37,800	18,900	9,450	28,350
3,150	3,150	2,577	3,150	2,700	2,363	2,835
7,475	11,138	9,950	9,871	8,735	11,992	15,068
5,980,940	7,582,060	7,679,863	7,756,441	7,049,209	8,144,543	9,671,723
800	681	772	786	807	679	642
838	915	1,111	1,148	895	1,119	1,302
588,794	666,539	838,499	979,468	647,908	803,329	926,568
703	728	755	853	724	718	712
383	1,687	1,463	947	996	1,196	1,341
218,768	797,741	712,815	461,476	458,014	582,491	591,163
571	473	487	487	460	487	441
1,906	3,510	2,414	2,336	1,132	3,756	5,412
821,806	1,212,007	1,054,579	809,542	561,259	1,280,957	1,754,461
431	345	437	347	496	341	324
849	973	919	642	908	1,045	1,703
537,479	626,976	603,448	452,411	648,906	696,518	1,069,263
633	644	657	705	715	667	628
817	1,169	1,010	1,662	1,261	1,692	1,767
521,963	740,172	612,841	989,644	740,581	936,550	1,124,041
639	633	607	595	587	554	636

塩干、加工品

品目別・出荷地	計	4月	5月	6月	7月	8月
切身みりん	6,447	622	630	419	514	343
千葉	4,858,289	405,783	400,869	276,455	340,578	217,854
	754	652	636	660	663	635
東京	365	80	68	32	18	
	269,927	38,926	50,400	29,400	14,858	
	740	487	741	919	825	
静岡	22,484	1,956	1,913	2,084	2,010	2,034
	31,308,698	2,819,408	2,657,167	2,907,986	2,808,888	2,784,915
	1,392	1,441	1,389	1,395	1,397	1,369
山口	10,470	1,376	1,341	929	729	726
	11,108,254	1,192,800	1,187,088	1,007,664	850,878	835,968
	1,061	867	885	1,085	1,167	1,151
愛媛	27					
	57,225					
	2,119					
福岡	36					
	21,294					
	592					
切身しょうが	11,397	1,650	1,577	1,323	1,220	798
合計	9,051,384	1,206,214	1,156,599	972,626	957,416	647,040
平均単価	794	731	733	735	785	811
福島	5,221	588	538	573	429	387
	4,461,149	502,311	458,714	490,277	365,274	334,593
	854	854	853	856	851	865
青森	5,683	994	967	703	730	369
	4,171,488	636,552	627,155	436,065	532,409	272,409
	734	640	649	620	729	738
宮城	493	68	72	47	61	42
	418,747	67,351	70,730	46,284	59,733	40,038
	849	990	982	985	979	953
その他切身	168,172	15,914	13,639	13,240	14,774	12,435
合計	165,678,081	14,195,806	17,900,486	16,243,819	18,091,821	13,008,669
平均単価	985	892	1,312	1,227	1,225	1,046
福島	9,843	2,059	1,787	1,529	1,183	595
	30,424,057	2,584,197	7,698,541	6,856,920	6,702,437	2,646,820
	3,091	1,255	4,308	4,485	5,666	4,448
北海道	2,171	976	270	255	90	
	1,546,350	817,621	211,680	87,150	62,340	
	712	838	784	342	693	
青森	20,873	2,070	1,116	1,092	2,308	1,647
	14,145,862	1,424,626	1,058,044	807,981	1,516,673	1,182,581
	678	688	948	740	657	718
岩手	54					54
	16,065					16,065
	298					298
宮城	67,640	5,769	4,702	4,860	5,135	4,701
	69,199,381	5,364,184	4,593,708	4,451,818	4,957,564	4,996,524
	1,023	930	977	916	965	1,063
茨城	60,377	4,554	5,475	5,038	5,201	5,103
	38,515,758	3,084,839	3,535,755	3,201,123	3,433,139	3,257,891
	638	677	646	635	660	638
千葉	3,894	140	113	88	332	170
	4,039,081	193,599	169,888	151,746	386,526	291,060
	1,037	1,383	1,503	1,724	1,164	1,712
東京	2,053	284	113	248	187	132
	5,914,936	621,381	492,838	512,905	536,564	561,960
	2,881	2,188	4,361	2,068	2,869	4,257
神奈川	170	14	14	12	18	16
	218,407	18,009	18,011	15,437	23,154	20,299
	1,285	1,286	1,287	1,286	1,286	1,269
新潟	249					
	143,220					
	575					
静岡	290			44	214	
	387,021			55,020	290,052	
	1,335			1,250	1,355	

上段：数量=kg
 单位 中断：金額=円
 下段：単価=円

9月	10月	11月	12月	1月	2月	3月
352 236,923 673	472 316,008 670	593 644,007 1,086	375 396,648 1,058	877 649,656 741	571 488,408 855	679 485,100 714
2 4,410 2,205		41 49,434 1,206		33 29,274 887	41 24,938 608	50 28,287 566
1,658 2,281,467 1,376	1,742 2,434,951 1,398	1,690 2,361,503 1,397	1,994 2,782,475 1,395	1,702 2,358,699 1,386	1,776 2,431,544 1,369	1,925 2,679,695 1,392
670 769,330 1,148	651 745,666 1,145	709 802,737 1,132	767 884,777 1,154	895 933,618 1,043	796 899,808 1,130	881 997,920 1,133
	19 42,000 2,211					8 15,225 1,903
				36 21,294 592		
815 653,789 802	723 577,364 799	573 501,428 875	683 611,479 895	585 541,161 925	581 531,963 916	869 694,305 799
423 367,763 869	355 299,061 842	353 300,468 851	377 313,992 833	342 293,580 858	324 279,153 862	532 455,963 857
380 272,922 718	357 265,944 745	212 191,457 903	302 293,119 971	232 234,351 1,010	231 220,281 954	206 188,824 917
12 13,104 1,092	11 12,359 1,124	8 9,503 1,188	4 4,368 1,092	11 13,230 1,203	26 32,529 1,251	131 49,518 378
10,181 8,610,140 846	12,981 10,949,925 844	14,245 13,561,401 952	17,831 17,602,238 987	13,916 12,972,132 932	13,024 10,121,381 777	15,992 12,420,263 777
341 521,775 1,530	333 407,466 1,224	469 698,982 1,490	151 236,531 1,566	473 801,939 1,695	412 340,467 826	511 927,982 1,816
60 38,325 639	107 100,549 940	22 40,320 1,833	30 60,480 2,016	33 27,510 834	311 71,789 231	17 28,586 1,682
1,815 1,084,845 598	1,668 1,069,455 641	2,166 1,219,034 563	2,291 1,588,700 693	1,220 947,611 777	1,737 1,068,611 615	1,743 1,177,701 676
3,353 3,652,395 1,089	6,086 5,880,447 966	6,979 8,059,454 1,155	10,134 11,108,339 1,096	7,020 7,337,458 1,045	4,201 4,275,678 1,018	4,700 4,521,812 962
4,275 2,677,830 626	4,302 2,669,434 621	4,290 2,672,481 623	4,698 3,230,562 688	4,789 3,073,166 642	5,168 3,247,621 628	7,484 4,431,917 592
204 276,213 1,354	322 300,090 932	169 256,180 1,516	270 457,601 1,695	163 255,207 1,566	566 432,264 764	1,357 868,707 640
100 302,548 3,025	97 437,682 4,512	113 512,227 4,533	221 728,566 3,297	145 447,591 3,087	288 423,225 1,470	125 337,449 2,700
14 18,010 1,286	12 15,437 1,286	14 18,009 1,286	8 10,292 1,287	16 20,582 1,286	16 20,583 1,286	16 20,584 1,287
1 0 0				8 4,620 578	240 138,600 578	
2 4,935 2,468	30 37,014 1,234					

塩干、加工品

品目別・出荷地	計	4月	5月	6月	7月	8月
その他切身	365	27	20	59	60	16
愛知	386,379	29,232	17,451	56,259	56,322	13,419
	1,059	1,083	873	954	939	839
大阪	44	16	18			
	151,453	47,723	77,480			
	3,442	2,983	4,304			
兵庫	122		1	11	46	1
	536,624		15,750	31,500	127,050	22,050
	4,399		15,750	2,864	2,762	22,050
和歌山	4			4		
	15,960			15,960		
	3,990			3,990		
島根	5	5				
	10,395	10,395				
	2,079	2,079				
山口	18		10			
	27,132		11,340			
	1,507		1,134			
生珍味 合計	215,891	21,601	20,330	17,430	19,912	22,736
平均単価	294,102,265	29,776,196	27,587,169	21,760,390	26,588,999	27,999,841
	1,362	1,378	1,357	1,248	1,335	1,232
福島	7,910	1,583	1,158	405	410	546
	28,324,016	3,501,950	5,411,830	1,080,698	791,834	1,147,148
	3,581	2,212	4,673	2,668	1,931	2,101
北海道	8,229	621	476	572	560	1,505
	16,271,520	1,320,536	981,337	1,041,340	1,334,856	1,853,119
	1,977	2,126	2,062	1,821	2,384	1,231
青森	9,409	1,156	793	880	918	1,010
	12,717,114	919,493	957,720	1,386,934	2,101,187	2,076,771
	1,352	795	1,208	1,576	2,289	2,056
岩手	1,170	100	104	80	119	87
	1,588,787	140,633	150,469	101,623	165,138	112,215
	1,358	1,406	1,447	1,270	1,388	1,290
宮城	94,410	8,639	7,534	7,601	10,223	10,381
	113,177,183	11,853,595	8,312,360	8,341,760	12,749,043	12,095,551
	1,199	1,372	1,103	1,097	1,247	1,165
秋田	11	11				
	25,678	25,678				
	2,334	2,334				
山形	1					
	8,190					
	8,190					
茨城	28,509	2,788	3,007	2,196	2,613	3,366
	22,051,471	1,848,253	1,883,343	1,805,853	1,827,357	2,274,342
	773	663	626	822	699	676
群馬	2,757	242	301	256	212	226
	1,693,611	148,634	183,905	157,988	132,091	139,217
	614	614	611	617	623	616
埼玉	3,222	379	1,244	508	152	156
	4,734,925	644,511	1,216,068	533,610	312,270	320,221
	1,470	1,701	978	1,050	2,054	2,053
千葉	292	16	69	13	67	17
	1,859,886	204,120	141,120	151,200	192,150	151,200
	6,369	12,758	2,045	11,631	2,868	8,894
東京	27,889	3,111	2,791	2,685	2,207	2,716
	45,535,563	5,170,465	4,591,237	3,896,033	3,548,429	3,873,774
	1,633	1,662	1,645	1,451	1,608	1,426
神奈川	6,313	817	648	433	573	574
	11,049,743	1,087,235	909,189	790,936	892,263	982,615
	1,750	1,331	1,403	1,827	1,557	1,712
新潟	16,303	1,188	1,110	1,000	1,098	1,087
	20,082,888	1,387,172	1,333,403	1,185,015	1,326,350	1,292,847
	1,232	1,168	1,201	1,185	1,208	1,189
富山	106	46	10	10		10
	230,790	124,950	17,640	17,640		17,640
	2,177	2,716	1,764	1,764		1,764

上段：数量=kg
 单位 中断：金額=円
 下段：単価=円

9月	10月	11月	12月	1月	2月	3月
10	14	10		49	80	20
8,064	12,096	8,064		56,448	96,768	32,256
806	864	806		1,152	1,210	1,613
						10
						26,250
						2,625
6	10	13	20		5	9
25,200	20,255	76,650	165,375		5,775	47,019
4,200	2,026	5,896	8,269		1,155	5,224
			8			
			15,792			
			1,974			
16,881	15,889	17,649	25,017	12,642	10,527	15,277
27,855,543	19,929,217	23,836,745	34,207,007	20,730,512	14,274,038	19,556,608
1,650	1,254	1,351	1,367	1,640	1,356	1,280
1,299	305	229	344	1,258	132	241
7,188,048	776,610	227,892	353,110	6,760,898	137,707	946,291
5,534	2,546	995	1,026	5,374	1,043	3,927
462	589	781	1,484	295	395	489
867,051	1,198,925	1,572,296	3,927,644	527,756	728,934	917,726
1,877	2,036	2,013	2,647	1,789	1,845	1,877
662	633	524	892	598	837	506
700,352	724,044	567,529	1,169,385	670,207	993,270	450,222
1,058	1,144	1,083	1,311	1,121	1,187	890
89	124	89	69	83	136	90
107,243	184,868	126,554	105,512	122,800	143,119	128,613
1,205	1,491	1,422	1,529	1,480	1,052	1,429
7,605	7,789	8,495	10,245	5,351	3,737	6,810
10,329,334	8,181,799	11,156,933	10,991,308	5,598,866	5,272,375	8,294,259
1,358	1,050	1,313	1,073	1,046	1,411	1,218
	1					
	8,190					
	8,190					
2,147	1,763	1,988	3,203	1,577	1,709	2,152
1,737,750	1,638,420	1,893,465	2,174,130	1,535,415	1,550,913	1,882,230
809	929	952	679	974	907	875
222	251	280	188	175	212	192
136,605	155,250	169,663	115,783	109,159	128,687	116,629
615	619	606	616	624	607	607
63	112	136	207	82	80	103
123,060	251,475	331,170	450,030	150,570	170,730	231,210
1,953	2,245	2,435	2,174	1,836	2,134	2,245
9	23	12	20	12	7	27
90,720	211,680	120,960	241,920	120,960	90,720	143,136
10,080	9,203	10,080	12,096	10,080	12,960	5,301
2,213	1,833	1,847	2,817	1,644	1,514	2,511
3,646,632	3,300,414	3,167,929	5,114,870	2,931,228	2,691,072	3,603,480
1,648	1,801	1,715	1,816	1,783	1,777	1,435
490	387	464	796	372	330	429
879,506	694,056	864,829	1,983,605	594,991	586,520	783,998
1,795	1,793	1,864	2,492	1,599	1,777	1,828
1,116	1,246	1,872	3,738	841	890	1,117
1,232,644	1,471,155	2,294,069	5,227,791	1,035,441	1,010,757	1,286,244
1,105	1,181	1,225	1,399	1,231	1,136	1,152
	10	10		10		
	17,640	17,640		17,640		
	1,764	1,764		1,764		

塩干、加工品

品目別・出荷地	計	4月	5月	6月	7月	8月
生珍味	1		1			
福井	0		0			
	0		0			
山梨	2,289	207	151	114	164	256
	3,549,183	368,363	178,963	187,110	186,755	290,011
	1,551	1,780	1,185	1,641	1,139	1,133
愛知	890	93	166	120	67	104
	1,868,319	170,352	284,996	225,566	127,126	240,975
	2,099	1,832	1,717	1,880	1,897	2,317
三重	221	8	12	4	30	50
	831,432	21,840	32,760	10,920	132,552	220,920
	3,762	2,730	2,730	2,730	4,418	4,418
兵庫	4,322	479	617	410	355	459
	5,196,676	583,170	708,183	491,043	451,994	561,645
	1,202	1,217	1,148	1,198	1,273	1,224
鳥取	62	12	16	8	4	9
	78,372	6,804	40,068	13,356	2,268	4,536
	1,264	567	2,504	1,670	567	504
岡山	73		10	6		22
	201,600		20,160	20,160		40,320
	2,762		2,016	3,360		1,833
広島	68	10	11	16		11
	116,712	14,176	23,520	36,488		14,176
	1,716	1,418	2,138	2,281		1,289
山口	804	37	48	49	82	113
	1,693,416	66,528	100,538	134,463	205,926	230,328
	2,106	1,798	2,095	2,744	2,511	2,038
愛媛	378	41	48	59	28	16
	776,373	93,975	95,760	122,304	55,860	31,920
	2,054	2,292	1,995	2,073	1,995	1,995
福岡	190	5	5	5	10	
	311,504	28,350	12,600	28,350	28,350	
	1,639	5,670	2,520	5,670	2,835	
長崎	39	9				15
	99,225	42,525				28,350
	2,544	4,725				1,890
熊本	3	3				
	2,888	2,888				
	963	963				
大分	20				20	
	25,200				25,200	
	1,260				1,260	
干珍味	35,218	3,043	2,769	2,506	3,181	3,828
合計	78,044,766	6,882,938	6,273,992	5,769,579	7,003,410	8,211,911
平均単価	2,216	2,262	2,266	2,302	2,202	2,145
福島	271	205	2	27		8
	657,987	473,964	1,365	93,224		8,925
	2,428	2,312	683	3,453		1,116
北海道	1,209	81	77	80	93	107
	3,048,434	204,260	250,289	238,594	276,866	398,592
	2,521	2,522	3,251	2,982	2,977	3,725
青森	5,814	520	526	467	596	484
	11,014,063	962,773	964,380	855,105	1,156,945	957,341
	1,894	1,851	1,833	1,831	1,941	1,978
宮城	5,444	371	542	375	560	517
	13,818,575	946,370	1,329,218	898,564	1,471,313	1,257,118
	2,538	2,551	2,452	2,396	2,627	2,432
茨城	815	150	25	26	43	104
	1,525,589	285,201	78,771	56,595	106,512	177,177
	1,872	1,901	3,151	2,177	2,477	1,704
栃木	12					
	9,576					
	798					
群馬	527	52	57	57	64	38
	925,850	107,477	116,661	110,581	119,380	60,876
	1,757	2,067	2,047	1,940	1,865	1,602

上段：数量=kg
 单位 中断：金額=円
 下段：単価=円

9月	10月	11月	12月	1月	2月	3月
146	191	205	362	112	171	210
170,081	223,819	262,984	1,082,479	130,788	236,956	230,874
1,165	1,172	1,283	2,990	1,168	1,386	1,099
57	85	34	65	18	35	46
137,813	151,312	114,660	202,545	39,165	94,639	79,170
2,418	1,780	3,372	3,116	2,176	2,704	1,721
8	23	12	54		8	12
21,840	71,400	32,760	231,840		21,840	32,760
2,730	3,104	2,730	4,293		2,730	2,730
182	281	523	403	142	262	209
248,409	349,566	564,123	524,307	187,320	283,988	242,928
1,365	1,244	1,079	1,301	1,319	1,084	1,162
4	9					
7,560	3,780					
1,890	420					
	12	3	8		6	6
	40,320	10,080	30,240		20,160	20,160
	3,360	3,360	3,780		3,360	3,360
	10			10		
	14,176			14,176		
	1,418			1,418		
56	65	56	74	54	63	107
130,725	154,183	135,723	153,573	148,219	105,435	127,775
2,334	2,372	2,424	2,075	2,745	1,674	1,194
36	19	74	31	3	3	20
71,820	41,843	148,786	62,423	6,563	6,216	38,903
1,995	2,202	2,011	2,014	2,188	2,072	1,945
	128	15	17	5		
	64,292	56,700	64,512	28,350		
	502	3,780	3,795	5,670		
15						
28,350						
1,890						
2,570	3,163	3,552	3,743	1,794	2,521	2,548
5,490,169	7,169,791	7,880,153	9,137,392	4,333,584	4,527,932	5,363,915
2,136	2,267	2,219	2,441	2,416	1,796	2,105
		5	24			
		709	79,800			
		142	3,325			
244	147	75	75	44	130	56
248,620	400,001	201,086	240,442	162,510	226,528	200,646
1,019	2,721	2,681	3,206	3,693	1,743	3,583
410	648	525	649	363	336	290
894,864	1,155,265	921,403	1,232,546	684,790	630,622	598,029
2,183	1,783	1,755	1,899	1,886	1,877	2,062
324	534	533	582	324	299	483
806,511	1,490,185	1,447,385	1,592,701	809,409	663,352	1,106,449
2,489	2,791	2,716	2,737	2,498	2,219	2,291
39	73	124	35	42	104	50
80,115	110,838	265,389	87,444	84,420	126,399	66,728
2,054	1,518	2,140	2,498	2,010	1,215	1,335
		12				
		9,576				
		798				
34	36	26	23	36	37	67
61,983	66,561	42,968	37,834	60,977	62,892	77,660
1,823	1,849	1,653	1,645	1,694	1,700	1,159

塩干、加工品

品目別・出荷地	計	4月	5月	6月	7月	8月
干珍味	10,509	757	705	756	868	1,316
埼玉	25,472,970	2,036,181	1,915,673	2,106,909	2,259,653	3,148,866
	2,424	2,690	2,717	2,787	2,603	2,393
東京	2,621	130	106	168	183	222
	4,362,848	343,424	221,050	223,411	282,022	384,972
	1,665	2,642	2,085	1,330	1,541	1,734
神奈川	159	23	11	19	18	22
	205,482	28,634	13,230	20,917	19,846	29,295
	1,292	1,245	1,203	1,101	1,103	1,332
新潟	1,719	192	239	85	262	355
	1,642,536	171,360	117,810	75,390	147,546	250,740
	956	893	493	887	563	706
石川	101	4	4	28	2	
	319,769	22,680	22,680	73,836	8,820	
	3,166	5,670	5,670	2,637	4,410	
福井	536	71	51	21	39	53
	2,009,175	256,410	188,790	75,915	143,640	186,690
	3,748	3,611	3,702	3,615	3,683	3,522
山梨	6		6			
	100,800		100,800			
	16,800		16,800			
静岡	2,705	321	219	216	209	279
	6,780,568	628,404	535,312	571,820	523,940	672,053
	2,507	1,958	2,444	2,647	2,507	2,409
愛知	497	39	30	34	14	93
	981,540	79,632	61,488	79,128	43,092	188,496
	1,975	2,042	2,050	2,327	3,078	2,027
大阪	8					
	5,040					
	630					
兵庫	833	45	89	81	142	71
	2,154,926	92,778	144,375	114,135	214,620	128,730
	2,587	2,062	1,622	1,409	1,511	1,813
和歌山	18					
	50,243					
	2,791					
岡山	580	14	12	16	2	84
	1,008,651	27,930	16,380	39,585	11,655	126,420
	1,739	1,995	1,365	2,474	5,828	1,505
広島	585	44	57	34	40	62
	1,260,105	112,980	172,620	91,350	109,200	161,910
	2,154	2,568	3,028	2,687	2,730	2,611
山口	16					
	26,880					
	1,680					
愛媛	140	16	11	14	21	6
	246,435	29,610	23,100	24,360	36,540	16,590
	1,760	1,851	2,100	1,740	1,740	2,765
熊本	71	8		2	5	7
	388,374	72,870		20,160	46,620	57,120
	5,470	9,109		10,080	9,324	8,160
大分	22				20	
	28,350				25,200	
	1,289				1,260	
たこ類	12,217	555	388	208	364	460
合計	21,550,681	720,227	488,966	351,652	502,542	717,932
平均単価	1,764	1,298	1,260	1,691	1,381	1,561
福島	4,980	325	212	187	195	313
	10,323,629	546,095	372,699	342,092	356,949	586,325
	2,073	1,680	1,758	1,829	1,831	1,873
北海道	1,809			9		
	2,696,868			4,016		
	1,491			446		
青森	925	90	12	12	16	12
	1,087,653	45,612	5,418	5,544	5,418	5,481
	1,176	507	452	462	339	457

上段：数量=kg
 单位 中断：金額=円
 下段：単価=円

9月	10月	11月	12月	1月	2月	3月
731 1,886,724 2,581	960 2,222,157 2,315	975 2,574,306 2,640	1,137 3,004,481 2,642	485 1,213,863 2,503	1,073 1,412,628 1,317	746 1,691,529 2,267
235 208,993 889	167 218,894 1,311	570 725,003 1,272	462 985,552 2,133	119 317,993 2,672	81 202,199 2,496	178 249,335 1,401
	6 8,506 1,418	21 29,768 1,418	18 25,515 1,418	3 4,253 1,418	6 8,506 1,418	12 17,012 1,418
66 59,955 908	46 130,830 2,844	55 102,690 1,867	87 170,835 1,964	77 117,810 1,530	77 136,290 1,770	178 161,280 906
51 133,163 2,611		4 22,680 5,670			4 11,970 2,993	4 23,940 5,985
58 211,680 3,650	51 200,340 3,928	67 268,590 4,009	33 136,500 4,136	25 92,610 3,704	37 142,800 3,859	30 105,210 3,507
221 541,044 2,448	216 612,675 2,836	277 688,559 2,486	271 687,425 2,537	110 341,964 3,109	172 449,253 2,612	194 528,119 2,722
58 97,272 1,677	30 60,984 2,033	60 121,968 2,033	30 60,480 2,016	33 60,480 1,833	34 54,936 1,616	42 73,584 1,752
	8 5,040 630					
12 36,855 3,071	48 124,236 2,588	30 120,330 4,011	113 428,379 3,791	52 242,949 4,672	36 203,564 5,655	114 303,975 2,666
4 9,240 2,310	4 12,810 3,203	2 6,300 3,150		2 9,923 4,962	6 11,970 1,995	
28 55,860 1,995	100 165,984 1,660	81 168,840 2,084	105 165,060 1,572	26 43,050 1,656	51 94,248 1,848	61 93,639 1,535
43 114,240 2,657	70 130,620 1,866	88 125,685 1,428	59 110,250 1,869	32 42,000 1,313	22 42,000 1,909	34 47,250 1,390
			16 26,880 1,680			
9 17,430 1,937	16 27,405 1,713	10 13,860 1,386	10 13,860 1,386	10 18,375 1,838	12 18,375 1,531	5 6,930 1,386
3 25,620 8,540	3 26,460 8,820	10 19,908 1,991	14 51,408 3,672	11 26,208 2,383	4 29,400 7,350	4 12,600 3,150
		2 3,150 1,575				
369 493,407 1,337	364 449,569 1,235	209 315,559 1,510	7,519 12,125,431 1,613	283 440,571 1,557	838 4,352,749 5,194	660 592,076 897
277 387,084 1,397	285 366,976 1,288	171 277,150 1,621	1,806 3,874,782 2,146	157 292,899 1,866	645 2,442,197 3,786	407 478,381 1,175
			1,700 2,560,552 1,506	100 132,300 1,323		
66 73,668 1,116	12 5,418 452	22 23,919 1,087	623 881,916 1,416	26 15,372 591	22 14,343 652	12 5,544 462

塩干、加工品

品目別・出荷地	計	4月	5月	6月	7月	8月
たこ類	3,513	6	6			
宮城	6,587,735	37,170	6,300			
	1,875	6,195	1,050			
茨城	581	128	144		131	129
	459,334	80,640	88,452		98,910	114,156
	791	630	614		755	885
東京	128	6			18	6
	241,710	10,710			34,965	11,970
	1,888	1,785			1,943	1,995
愛知	6		6			
	6,773		6,773			
	1,129		1,129			
兵庫	9				4	
	14,175				6,300	
	1,575				1,575	
島根	8		8			
	9,324		9,324			
	1,166		1,166			
大分	258					
	123,480					
	479					
塩から	165,982	14,999	12,632	12,741	13,724	15,520
合計	186,732,037	16,192,269	14,832,716	14,316,696	14,907,191	18,514,855
平均単価	1,125	1,080	1,174	1,124	1,086	1,193
福島	3,595	330	302	220	320	470
	4,052,580	342,174	330,036	264,810	336,378	549,948
	1,127	1,037	1,093	1,204	1,051	1,170
北海道	5,238	589	302	221	279	358
	5,806,422	685,846	349,792	298,762	379,604	512,481
	1,109	1,164	1,158	1,352	1,361	1,432
青森	13,643	877	1,035	965	1,169	1,265
	7,061,960	549,927	705,999	464,814	627,228	664,241
	518	627	682	482	537	525
岩手	461	14	6	18	29	92
	1,826,318	78,960	32,760	79,433	133,770	455,175
	3,962	5,640	5,460	4,413	4,613	4,948
宮城	126,870	12,012	9,786	9,909	10,448	11,587
	146,698,854	12,969,058	11,884,901	11,398,848	11,587,671	14,116,220
	1,156	1,080	1,214	1,150	1,109	1,218
茨城	18		2		2	14
	52,290		9,450		9,450	33,390
	2,905		4,725		4,725	2,385
千葉	26	3			4	
	41,832	5,040			5,040	
	1,609	1,680			1,260	
東京	3,997	131	250	429	499	423
	3,880,307	126,630	206,556	422,522	400,382	319,074
	971	967	826	985	802	754
神奈川	4,869	428	352	404	321	484
	9,235,105	767,380	676,250	757,150	698,096	943,896
	1,897	1,793	1,921	1,874	2,175	1,950
新潟	116	8	8	8	16	8
	129,623	7,560	7,560	7,560	15,120	7,560
	1,117	945	945	945	945	945
石川	1		1			
	0		0			
	0		0			
静岡	6,009	513	517	462	548	722
	6,270,882	537,390	534,744	483,021	571,820	755,874
	1,044	1,048	1,034	1,046	1,043	1,047
愛知	15					
	19,801					
	1,320					
兵庫	1,109	94	71	105	89	97
	1,643,883	122,304	94,668	139,776	142,632	156,996
	1,482	1,301	1,333	1,331	1,603	1,619

上段：数量=kg
 单位 中断：金額=円
 下段：単価=円

9月	10月	11月	12月	1月	2月	3月
	46	16	3,268		171	
	59,220	14,490	4,574,346		1,896,209	
	1,287	906	1,400		11,089	
	16		30			3
	10,080		61,425			5,671
	630		2,048			1,890
6			92			
11,655			172,410			
1,943			1,874			
	5					
	7,875					
	1,575					
20						238
21,000						102,480
1,050						431
11,771	14,046	14,185	17,916	11,098	13,838	13,512
14,017,052	15,870,173	16,132,130	20,310,670	12,694,883	13,863,751	15,079,651
1,191	1,130	1,137	1,134	1,144	1,002	1,116
218	330	360	545	130	170	200
240,324	360,570	391,692	656,418	138,474	183,162	258,594
1,102	1,093	1,088	1,204	1,065	1,077	1,293
551	653	424	522	488	430	421
705,726	559,583	458,535	655,263	464,237	338,474	398,119
1,281	857	1,081	1,255	951	787	946
775	1,248	1,337	1,537	1,179	1,027	1,229
411,947	636,972	678,917	827,736	485,423	463,470	545,286
532	510	508	539	412	451	444
21	73	37	57	33	50	31
76,440	241,920	123,480	210,420	112,140	158,760	123,060
3,640	3,314	3,337	3,692	3,398	3,175	3,970
8,835	10,278	10,754	13,603	8,368	11,043	10,247
10,851,861	12,159,557	12,690,671	15,733,289	10,168,615	11,139,717	11,998,446
1,228	1,183	1,180	1,157	1,215	1,009	1,171
4		4	4	4	3	
10,584		5,292	5,292	5,292	5,292	
2,646		1,323	1,323	1,323	1,764	
377	430	284	362	191	236	385
295,313	407,735	355,110	455,755	259,518	286,724	344,988
783	948	1,250	1,259	1,359	1,215	896
412	380	386	597	261	415	429
768,460	761,139	756,622	986,293	571,057	772,517	776,245
1,865	2,003	1,960	1,652	2,188	1,861	1,809
	20	8		8		32
	28,823	7,560		7,560		40,320
	1,441	945		945		1,260
476	508	455	572	374	391	471
499,149	524,286	476,217	592,704	392,603	408,639	494,435
1,049	1,032	1,047	1,036	1,050	1,045	1,050
					12	3
					16,664	3,137
					1,389	1,046
102	126	126	113	61	61	64
157,248	189,588	184,884	178,470	89,964	90,332	97,021
1,542	1,505	1,467	1,579	1,475	1,481	1,516

塩干、加工品

品目別・出荷地	計	4月	5月	6月	7月	8月
塩から	1					
山口	0					
	0					
	14					
愛媛	12,180					
	870					
昆布・わかめ	217,095	21,532	20,181	17,894	18,069	19,736
合計	162,172,964	13,344,918	13,109,391	11,954,484	13,148,792	14,349,552
平均単価	747	620	650	668	728	727
	40,957	3,890	3,246	3,406	3,585	3,167
福島	25,766,490	1,995,066	1,649,661	1,733,291	1,830,302	1,736,828
	629	513	508	509	511	548
	6,138	325	179	346	339	426
北海道	12,566,322	686,711	397,142	738,802	761,765	843,550
	2,047	2,113	2,219	2,135	2,247	1,980
	94	1	10	15	2	12
青森	206,957	6,300	26,093	43,208	8,505	21,053
	2,202	6,300	2,609	2,881	4,253	1,754
	8,936	1,632	2,242	890	429	645
岩手	5,659,927	998,168	1,217,851	486,002	291,690	422,573
	633	612	543	546	680	655
	105,364	9,172	9,369	8,740	9,599	10,898
宮城	85,418,427	6,934,866	7,042,799	6,633,609	7,855,608	8,994,312
	811	756	752	759	818	825
	48	20	8	2	4	
茨城	80,726	24,476	13,325	3,402	6,804	
	1,682	1,224	1,666	1,701	1,701	
	762	82	103	45	80	120
栃木	614,250	60,795	66,150	35,280	57,330	79,380
	806	741	642	784	717	662
	34,706	4,975	3,467	2,810	2,410	2,209
群馬	18,420,091	1,912,161	1,740,913	1,399,987	1,401,478	1,291,152
	531	384	502	498	582	584
	1,981	189	218	186	196	170
埼玉	3,185,133	254,310	340,704	303,828	340,116	293,328
	1,608	1,346	1,563	1,633	1,735	1,725
	4,792	260	308	283	280	754
東京	4,597,905	136,316	183,723	150,733	132,931	183,368
	959	524	597	533	475	243
	154				4	
神奈川	77,858				2,258	
	506				565	
	129	6	9	3		
新潟	120,735	6,238	9,182	4,200		
	936	1,040	1,020	1,400		
	272	11	37	10	46	32
石川	952,770	35,490	133,938	41,454	134,400	118,440
	3,503	3,226	3,620	4,145	2,922	3,701
	50					4
福井	116,340					6,720
	2,327					1,680
	4					
静岡	5,292					
	1,323					
	11,528	880	905	1,053	1,023	1,215
愛知	2,770,164	192,045	212,730	224,070	234,570	258,720
	240	218	235	213	229	213
	184	1			1	2
三重	472,500	6,720			6,720	10,080
	2,568	6,720			6,720	5,040
	24					
兵庫	39,270					
	1,636					
	35	10		10		
岡山	56,742	15,456		10,710		
	1,621	1,546		1,071		

単位 上段：数量=kg
 中断：金額=円
 下段：単価=円

9月	10月	11月	12月	1月	2月	3月
				1		
				0		
				0		
		10	4			
		3,150	9,030			
		315	2,258			
15,241	16,860	16,839	23,757	12,108	14,978	19,900
11,258,919	14,342,875	14,623,528	22,653,946	9,989,884	10,367,625	13,029,050
739	851	868	954	825	692	655
3,214	3,537	3,502	3,519	3,330	3,216	3,345
1,965,676	2,200,434	2,083,066	2,957,890	3,531,390	2,003,545	2,079,341
612	622	595	841	1,060	623	622
412	625	826	1,862	184	301	313
891,219	1,372,235	1,866,348	3,287,341	461,339	635,240	624,630
2,163	2,196	2,260	1,765	2,507	2,110	1,996
11	15	3	19	3		3
6,300	29,558	6,300	46,725	6,300		6,615
573	1,971	2,100	2,459	2,100		2,205
464	451	455	846	122	408	352
299,882	318,203	320,933	588,525	88,725	355,320	272,055
646	706	705	696	727	871	773
7,371	8,542	8,311	13,531	5,087	6,797	7,947
5,857,072	7,797,500	7,205,627	12,318,067	3,792,649	5,007,142	5,979,176
795	913	867	910	746	737	752
	2	2	4	6		
	3,402	3,402	6,805	19,110		
	1,701	1,701	1,701	3,185		
46	20	55	91	28	52	40
44,100	26,460	52,920	79,380	26,460	42,210	43,785
959	1,323	962	872	945	812	1,095
2,126	1,983	1,956	1,847	2,052	2,811	6,060
1,264,842	1,193,888	1,366,437	1,538,179	1,097,017	1,416,852	2,797,185
595	602	699	833	535	504	462
98	267	145	154	74	163	121
202,776	318,948	242,697	269,304	126,210	282,870	210,042
2,069	1,195	1,674	1,749	1,706	1,735	1,736
278	292	600	509	465	229	534
135,377	563,074	935,205	885,687	497,313	230,213	563,965
487	1,928	1,559	1,740	1,069	1,005	1,056
						150
						75,600
						504
13		6	22	6	35	29
9,828		5,670	20,790	5,670	31,752	27,405
756		945	945	945	907	945
10	37	27	26	8	18	10
49,938	149,520	98,070	82,530	20,160	62,370	26,460
4,994	4,041	3,632	3,174	2,520	3,465	2,646
1		2	16		19	8
3,780		4,200	36,120		48,720	16,800
3,780		2,100	2,258		2,564	2,100
				2		2
				2,646		2,646
				1,323		1,323
1,043	1,010	783	1,175	640	880	921
263,760	269,273	196,088	358,523	142,695	193,095	224,595
253	267	250	305	223	219	244
103	1	64	8	2		2
217,560	3,360	140,280	60,900	13,440		13,440
2,112	3,360	2,192	7,613	6,720		6,720
				24		
				39,270		
				1,636		
			10		5	
			15,120		15,456	
			1,512		3,091	

塩干、加工品

品目別・出荷地	計	4月	5月	6月	7月	8月
昆布・わかめ	272	24	12	57	24	15
広島	509,880	37,800	18,900	100,800	37,800	36,540
	1,875	1,575	1,575	1,768	1,575	2,436
愛媛	53	4	8	6	4	7
	148,659	12,600	21,000	16,632	12,600	18,648
	2,805	3,150	2,625	2,772	3,150	2,664
佐賀	9				3	
	23,310				10,395	
	2,590				3,465	
熊本	601	50	60	30	40	60
	352,380	29,400	35,280	17,640	23,520	34,860
	586	588	588	588	588	581
鹿児島	2			2		
	10,836			10,836		
	5,418			5,418		
ハム・ソーセージ	764	66	71	75	67	105
合計	757,882	83,475	77,207	82,110	100,181	77,175
平均単価	992	1,265	1,087	1,095	1,495	735
福島	171	1	14	4	10	71
	155,623	2,415	16,223	5,250	37,811	35,595
	910	2,415	1,159	1,313	3,781	501
宮城	587	59	57	71	57	34
	576,639	55,440	60,984	76,860	62,370	41,580
	982	940	1,070	1,083	1,094	1,223
新潟	6	6				
	25,620	25,620				
	4,270	4,270				
その他	232,318	17,204	19,415	13,784	15,972	18,504
合計	144,980,618	12,144,682	12,819,375	8,476,479	12,862,980	12,807,806
平均単価	624	706	660	615	805	692
福島	6,642	726	1,145	535	561	442
	8,141,387	632,199	2,034,954	504,711	945,642	472,649
	1,226	871	1,777	943	1,686	1,069
北海道	9,036	639	201	114	165	178
	7,991,911	340,422	287,396	213,444	299,681	293,874
	884	533	1,430	1,872	1,816	1,651
青森	4,273	270	275	275	360	455
	4,655,703	372,050	422,086	307,187	369,734	457,659
	1,090	1,378	1,535	1,117	1,027	1,006
岩手	848	96	16	26	129	109
	11,122,990	1,216,908	229,320	370,440	1,584,072	1,483,020
	13,117	12,676	14,333	14,248	12,280	13,606
宮城	111,497	6,998	8,237	5,520	5,300	6,969
	44,722,322	3,435,378	4,186,969	2,413,022	2,917,953	3,498,635
	401	491	508	437	551	502
山形	28,953	2,585	2,735	2,123	2,378	2,419
	5,763,022	484,470	514,878	371,070	430,227	535,395
	199	187	188	175	181	221
茨城	12,368	229	1,679	1,008	1,723	2,280
	16,109,511	1,676,343	1,782,597	1,257,997	1,769,091	2,286,931
	1,303	7,320	1,062	1,248	1,027	1,003
栃木	137					
	180,002					
	1,314					
群馬	6				6	
	6,930				6,930	
	1,155				1,155	
埼玉	97			29	14	
	38,962			15,120	7,560	
	402			521	540	
千葉	13,544	1,690	1,711	1,422	1,432	1,618
	5,015,631	575,043	524,916	461,034	451,059	505,155
	370	340	307	324	315	312
東京	11,461	1,355	871	995	914	1,277
	12,211,150	1,135,414	837,969	808,708	1,393,261	942,661
	1,065	838	962	813	1,524	738

上段：数量=kg
 单位 中断：金額=円
 下段：単価=円

9月	10月	11月	12月	1月	2月	3月
7	22	24	24	43	12	8
14,910	51,870	37,800	37,800	95,550	18,900	21,210
2,130	2,358	1,575	1,575	2,222	1,575	2,651
3	5	5	2	2	2	5
8,379	12,600	12,600	6,300	6,300	6,300	14,700
2,793	2,520	2,520	3,150	3,150	3,150	2,940
	1	3	2			
	3,150	4,725	5,040			
	3,150	1,575	2,520			
41	50	70	90	30	30	50
23,520	29,400	41,160	52,920	17,640	17,640	29,400
574	588	588	588	588	588	588
46	93	90	41	57	16	37
43,995	78,961	58,328	38,220	52,920	28,560	36,750
956	849	648	932	928	1,785	993
1	25	37	1		2	5
2,415	16,591	23,678	2,415		4,830	8,400
2,415	664	640	2,415		2,415	1,680
45	68	53	40	57	14	32
41,580	62,370	34,650	35,805	52,920	23,730	28,350
924	917	654	895	928	1,695	886
15,090	20,793	22,793	27,294	20,706	18,817	21,946
9,863,680	10,991,469	14,361,033	19,108,702	10,012,670	9,780,311	11,751,431
654	529	630	700	484	520	535
317	369	367	578	321	652	629
353,096	357,146	446,548	739,773	333,041	629,577	692,051
1,114	968	1,217	1,280	1,038	966	1,100
929	1,130	1,376	1,565	982	1,104	653
1,063,052	1,059,745	1,147,125	1,180,704	788,508	818,349	499,611
1,144	938	834	754	803	741	765
285	314	343	443	379	343	531
327,188	342,531	346,394	455,815	376,610	346,963	531,486
1,148	1,091	1,010	1,029	994	1,012	1,001
37	44	155	126	68	12	30
442,491	596,383	2,119,320	1,696,296	818,748	140,112	425,880
11,959	13,554	13,673	13,463	12,040	11,676	14,196
5,890	11,123	11,790	14,953	12,267	10,228	12,222
2,772,318	3,703,382	4,145,237	6,579,465	3,028,506	3,357,601	4,683,856
471	333	352	440	247	328	383
2,319	2,440	2,488	1,965	2,040	2,156	3,305
525,586	476,560	519,858	398,340	406,206	417,634	682,798
227	195	209	203	199	194	207
744	790	992	1,140	822	535	426
983,305	1,070,211	1,342,997	1,412,838	1,064,815	762,057	700,329
1,322	1,355	1,354	1,239	1,295	1,424	1,644
				8	47	82
				9,151	58,718	112,133
				1,144	1,249	1,367
	5		12	11	26	
	2,520		5,985	1,382	6,395	
	504		499	126	246	
1,341	1,063	838	856	476	555	542
526,197	414,120	403,494	410,771	276,865	256,053	210,924
392	390	481	480	582	461	389
915	658	1,156	1,047	689	669	915
986,261	855,229	1,122,768	1,940,952	727,121	671,091	789,715
1,078	1,300	971	1,854	1,055	1,003	863

塩干、加工品

品目別・出荷地	計	4月	5月	6月	7月	8月
その他	1,199	132	145	46	163	167
神奈川	1,178,685	134,929	152,692	46,572	163,858	159,500
	983	1,022	1,053	1,012	1,005	955
新潟	21,685	1,556	1,585	1,203	1,656	1,637
	16,087,161	1,103,010	935,473	1,045,431	1,476,764	1,270,186
	742	709	590	869	892	776
石川	12	12				
	20,160	20,160				
	1,680	1,680				
山梨	84	23	9	9	1	
	183,500	23,478	28,319	27,657	3,969	
	2,185	1,021	3,147	3,073	3,969	
岐阜	117	8		8	16	
	59,221	3,938		4,095	8,190	
	506	492		512	512	
静岡	4,294	242	272	105	488	403
	3,834,328	151,095	178,920	60,480	277,830	234,360
	893	624	658	576	569	582
愛知	2,137	255	259	129	209	200
	3,288,532	365,253	354,879	240,388	311,305	265,441
	1,539	1,432	1,370	1,863	1,489	1,327
三重	74					
	30,975					
	419					
兵庫	78		12			
	145,320		36,120			
	1,863		3,010			
鳥取	2,658	331	221	185	379	315
	2,462,318	287,062	194,119	168,998	300,796	288,415
	926	867	878	914	794	916
広島	5				5	
	7,088				7,088	
	1,418				1,418	
山口	55		5	5	15	
	86,520		10,500	10,500	21,840	
	1,573		2,100	2,100	1,456	
愛媛	7	3	3			
	18,564	10,500	6,048			
	2,652	3,500	2,016			
福岡	20	4			8	
	33,837	14,280			12,180	
	1,692	3,570			1,523	
長崎	820	50	34	47	50	35
	1,423,275	162,750	101,220	149,625	103,950	113,925
	1,736	3,255	2,977	3,184	2,079	3,255
大分	211					
	161,613					
	766					

上段：数量=kg
 单位 中断：金額=円
 下段：単価=円

9月	10月	11月	12月	1月	2月	3月
63	90	62	209	89	23	10
65,578	92,197	71,405	170,786	77,850	29,014	14,304
1,041	1,024	1,152	817	875	1,261	1,430
1,773	2,085	2,198	2,909	1,753	1,733	1,597
1,215,429	1,323,650	1,622,937	2,357,584	1,238,548	1,331,064	1,167,085
686	635	738	810	707	768	731
1	15	18	2		6	
3,308	25,599	24,718	39,900		6,552	
3,308	1,707	1,373	19,950		1,092	
5	52	20	8			
2,730	26,051	10,437	3,780			
546	501	522	473			
76	99	425	716	518	431	519
50,715	49,770	382,258	774,925	537,918	531,777	604,280
667	503	899	1,082	1,038	1,234	1,164
146	218	99	263	73	97	189
223,797	273,389	179,802	474,044	81,270	201,369	317,595
1,533	1,254	1,816	1,802	1,113	2,076	1,680
		28	33	5		8
		9,765	15,225	2,625		3,360
		349	461	525		420
13	18	6	16	5	8	
30,870	16,380	8,190	21,840	21,000	10,920	
2,375	910	1,365	1,365	4,200	1,365	
176	189	177	262	113	119	191
150,534	159,165	212,710	263,551	120,960	128,520	187,488
855	842	1,202	1,006	1,070	1,080	982
15	5	10				
21,840	10,500	11,340				
1,456	2,100	1,134				
	1					
	2,016					
	2,016					
			1	7		
			331	7,046		
			331	1,007		
45	85	155	95	80	70	74
119,385	134,925	181,125	110,775	94,500	70,875	80,220
2,653	1,587	1,169	1,166	1,181	1,013	1,084
		90	95		3	23
		52,605	55,022		5,670	48,316
		585	579		1,890	2,101

市の木 くろ松

(昭和46年10月1日制定)



いわき市誕生5周年を記念して制定。くろまつは、いわき七浜のシンボルであり、また、当地方の気候・風土に適し、陸前浜街道の松並木は有名である。松は百木の長といわれ、成長が強く、造園の核となるものとして欠かさず、本市の発展を象徴している。